

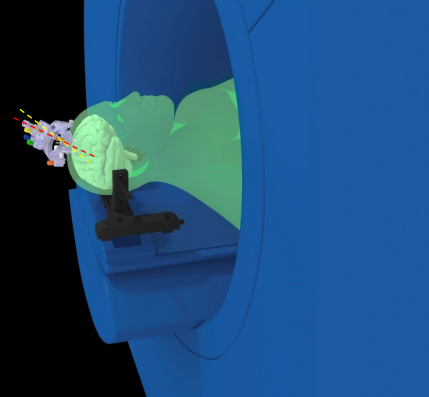




CLEARPOINT[®] Neuro Navigation System



SmartTip[®] Drill Bits *with* *SURGiBIT[®] Precision Technology*

MRI Interventions' ClearPoint[®] platform provides real-time intraoperative MRI visualization for minimally invasive neurosurgical procedures. The ClearPoint System has been designed to simplify traditional frame-based stereotactic procedures with a high degree of precision and accuracy.

One Procedure, One Room. The ClearPoint MRI Neurological Draping system provides a sterile barrier in any MRI scanner from start to finish reducing risks associated with patient transport¹.

Minimally Invasive. The ClearPoint System enables minimally invasive, frameless procedures allowing for smaller incisions using a SMARTFrame[®] scalp mount base and SmartTwist[®] MRI compatible Hand Drill. Access can be achieved through a 3.4mm or 4.5mm twist drill entry using a SmartTip drill bit.

SmartTip 3.4mm and 4.5mm Drill Bits are made of Extra Hard MRI compatible Stainless Steel and use SURGiBIT precision technology. The short 3.5mm tip length ensures proper depth while the patented point angle reduces skiving even at drilling angles up to 33°.



Accuracy from Entry Point to Target. Accuracy is achieved through the SMARTFrame XG trajectory guide with exchangeable device guides. Four degrees of freedom, wide range of motion and short profile allow for sub-millimeter accuracy at target.

Precise-Accurate-Frameless