

A black and white photograph of an industrial facility, likely a refinery or chemical plant. Large, curved pipes dominate the foreground, supported by concrete structures. In the background, more complex machinery, including distillation columns and piping, is visible under a cloudy sky. A blue semi-transparent banner is overlaid on the right side of the image, containing white text. On the left side of the banner, there are three white chevron arrows pointing to the right.

# Third Quarter 2022 Earnings Presentation

October 27, 2022



## Forward-Looking Statements:

This presentation includes "forward-looking statements" within the meaning of federal securities laws. Such forward-looking statements are subject to a number of risks and uncertainties, many of which are beyond Antero Midstream Corporation's ("Antero Midstream" or "AM") control. All statements, other than historical facts included in this presentation, are forward-looking statements. All forward-looking statements speak only as of the date of this presentation and are based upon a number of assumptions. Without limiting the generality of the foregoing, forward-looking statements contained in this presentation specifically include 2022 and long-term financial and operational outlooks for AM and Antero Resources Corporation ("AR" or "Antero Resources"), impacts of natural gas price realizations, future plans and future business lines for processing plants and fractionators, AR's estimated production, AR's expected future growth, AR's ability to meet its drilling and development plan, the participation level of Antero Resources' drilling partner and the impact on demand for Antero Midstream's services as a result of incremental production by Antero Resources. Although AM believes that the plans, intentions and expectations reflected in or suggested by the forward-looking statements are reasonable, there is no assurance that the assumptions underlying these forward-looking statements will be accurate or the plans, intentions or expectations expressed herein will be achieved. For example, future acquisitions, dispositions, or other strategic transactions or initiatives with AR or with other third parties may materially impact the forecasted or targeted results described in this presentation. Therefore, actual outcomes and results could materially differ from what is expressed, implied or forecast in such statements.

AM cautions you that these forward-looking statements are subject to all of the risks and uncertainties incident to AM's business, most of which are difficult to predict and many of which are beyond the AM's control. These risks include, but are not limited to, AR's expected future growth, AR's ability to meet its drilling and development plan, commodity price volatility, ability to execute AM's business strategy, competition and government regulations, actions taken by third-party producers, operators, processors and transporters, inflation, environmental risks, drilling and completion and other operating risks, regulatory changes in law, the uncertainty inherent in projecting future rates of production, cash flows and access to capital, the timing of development expenditures, impacts of world events, including the COVID-19 pandemic, cybersecurity risks, our ability to achieve our greenhouse gas reduction targets and the costs associated, the state of markets for and availability of verified quality carbon offsets, and the other risks described under "Risk Factors" in AM's Annual Report on Form 10-K for the year ended December 31, 2021. Any forward-looking statement speaks only as of the date on which such statement is made, and AM does not undertake any obligation to correct or update any forward-looking statement, whether as a result of new information, future events or otherwise, except as required by applicable law.

Antero Midstream's ability to make future dividends is substantially dependent upon the development and drilling plan of Antero Resources, which itself is substantially dependent upon the review and approval by the Board of Directors of Antero Resources of its capital budget on an annual basis. The Board of Directors of Antero Midstream will take into consideration many factors, including the capital budget of Antero Resources adopted by its Board of Directors and the capital resources and liquidity of Antero Midstream at the time, prior to approving future dividends.

This presentation may include certain financial measures that are not calculated in accordance with U.S. generally accepted accounting principles ("GAAP"). These measures for AM include (i) Adjusted EBITDA ("EBITDA"), (ii) Free Cash Flow before and after dividends, (iii) Return on Invested Capital ("ROIC"), (iv) Leverage, and (v) Net Debt. For AR, this includes Free Cash Flow. Please see the appendix for the definition of each of these AR and AM measures as well as certain additional information regarding these measures, including where available, the most comparable financial measures calculated in accordance with GAAP.

# Marcellus Bolt-On Acquisition



Antero Midstream closed the \$205 MM acquisition of gas gathering and compression assets in the core of the Marcellus Shale

**>10%**

ACCRETIVE TO FREE CASH FLOW  
AFTER DIVIDENDS THROUGH 2026<sup>(1)</sup>

**+20%**

INCREASE TO AM'S COMPRESSION  
CAPACITY

**~4.5x**

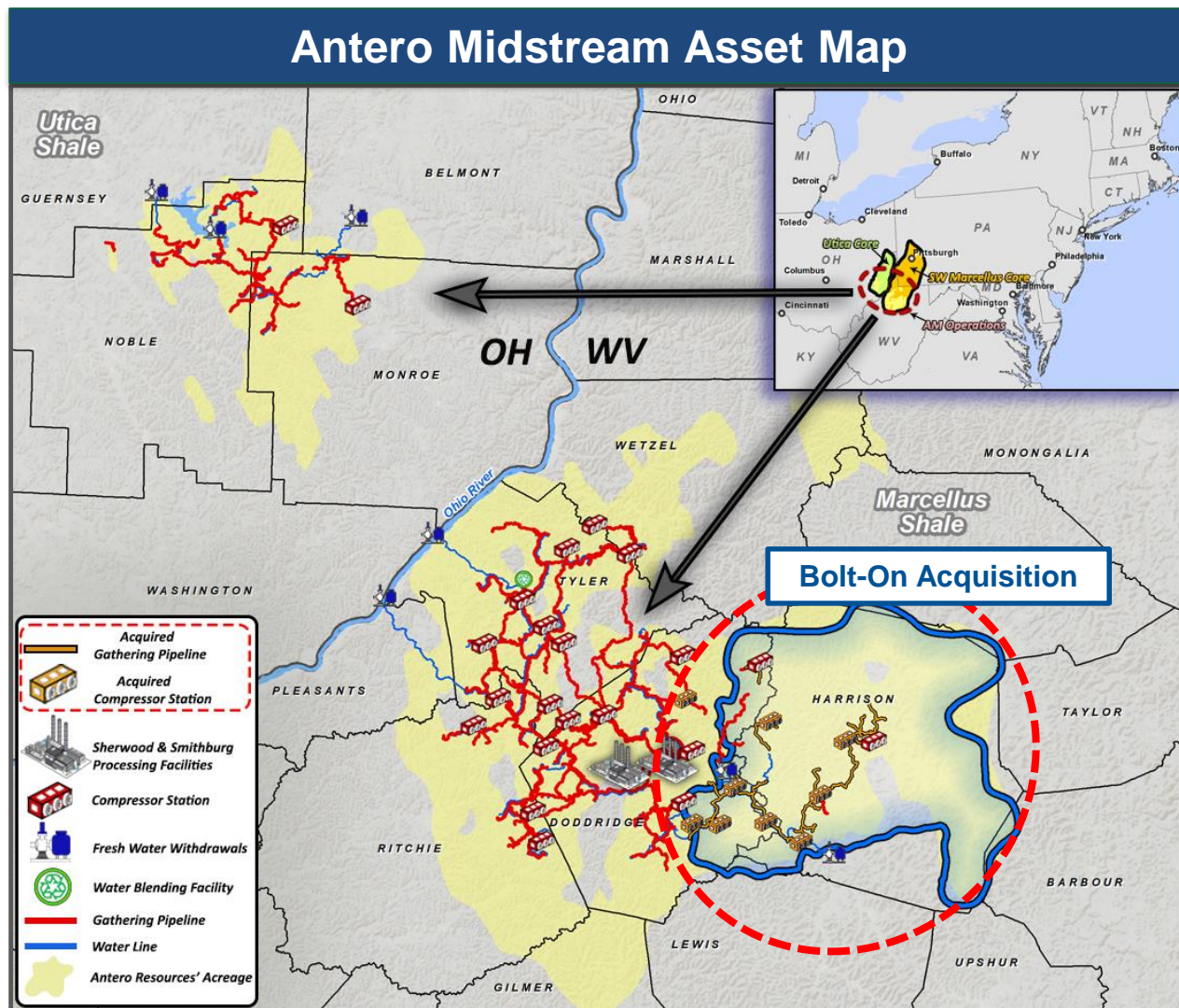
PURCHASE PRICE TO ESTIMATED  
NTM ADJUSTED EBITDA<sup>(1)</sup>  
INCLUDING SYNERGIES

**~425**

UNDEVELOPED ANTERO  
RESOURCES DRILLING LOCATIONS

**~120,000**

GROSS DEDICATED ACRES



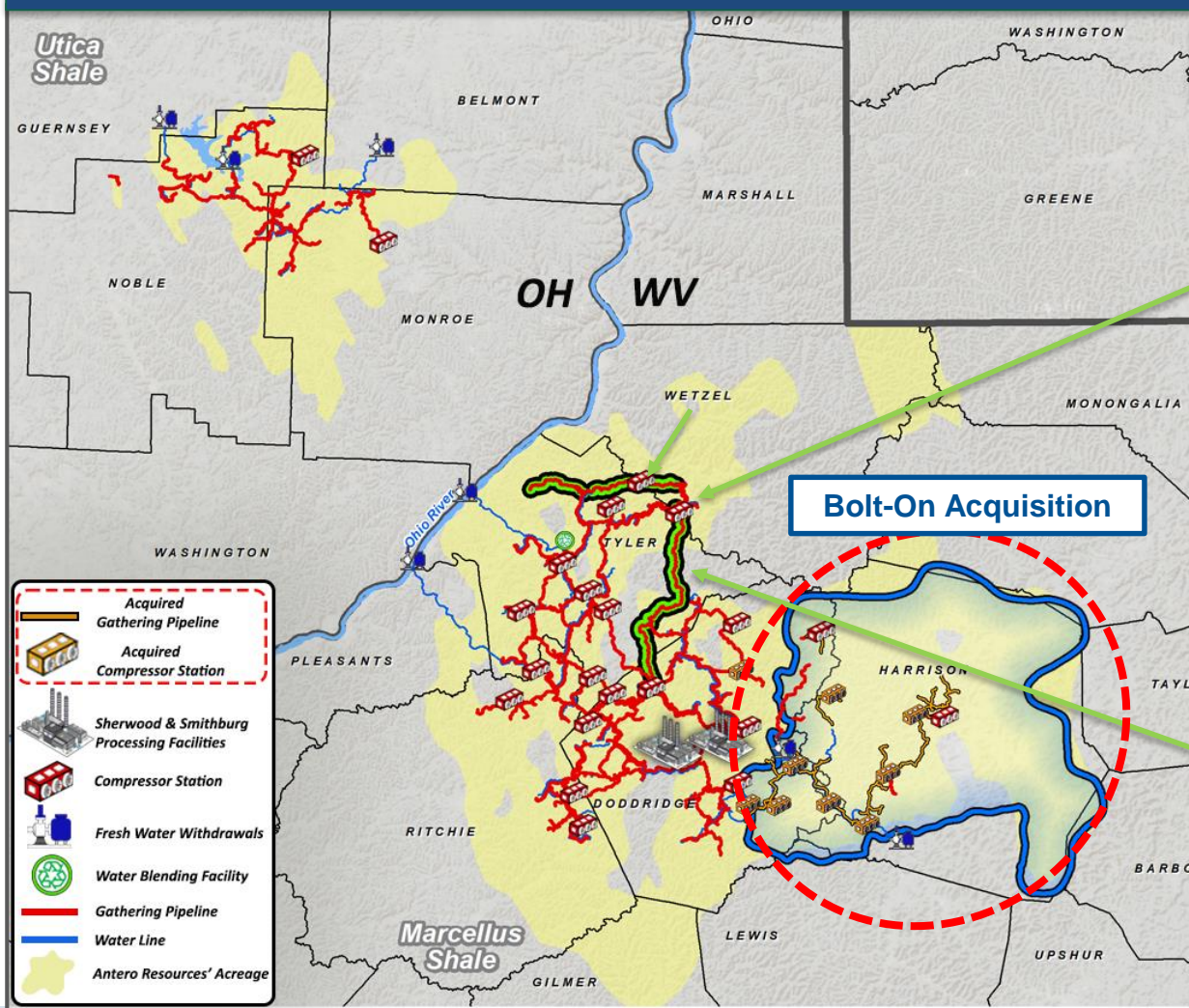
1. Free Cash Flow after Dividends and Adjusted EBITDA are Non-GAAP metrics – please see appendix for details.

# Milestone Capital Projects Completed



Antero Midstream's capital budgets are expected to decline after completing initial buildout in the liquids-rich midstream corridor

## Antero Midstream Asset Map



Castle Peak Compressor Station Phase 1 (160 MMcf/d) - Complete



Wetzel High Pressure Gathering Pipeline (550 MMcf/d) - Complete





**>7 Years**

WITHOUT AN EMPLOYEE LOST  
TIME INCIDENT



**87%**

OF FLOWBACK AND PRODUCED  
WATER WAS REUSED OR RECYCLED



**0.016%**

METHANE INTENSITY <sup>(1)</sup>




**16 Million**

TRUCK MILES ELIMINATED USING  
WATER DELIVERY SYSTEM



**Net Zero**

SCOPE 1 AND SCOPE 2 GHG  
EMISSIONS TARGETS BY 2050



**34,00 Tons**

OF CO<sub>2</sub>E ELIMINATED USING  
WATER DELIVERY SYSTEM

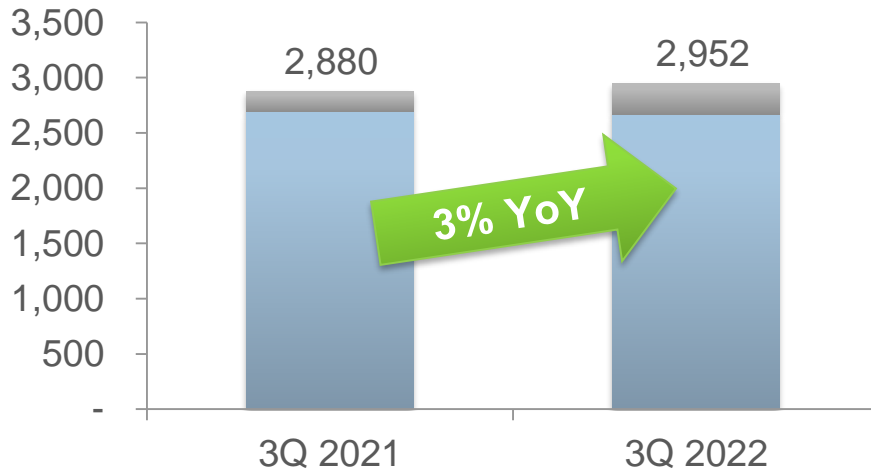
1. Calculated by dividing methane emitted by methane produced in accordance with ONE Future protocol.

# Year-Over-Year Midstream Throughput Growth



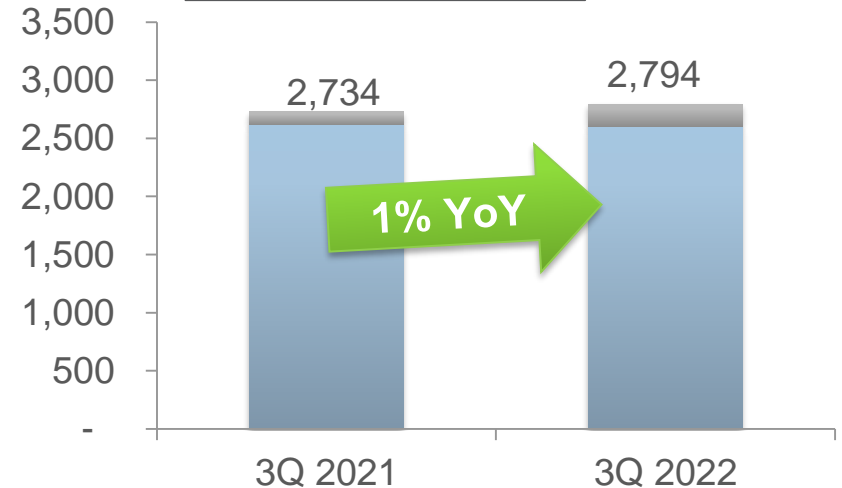
## Low Pressure Gathering (MMcf/d)

Fixed Fee: \$0.33/Mcf

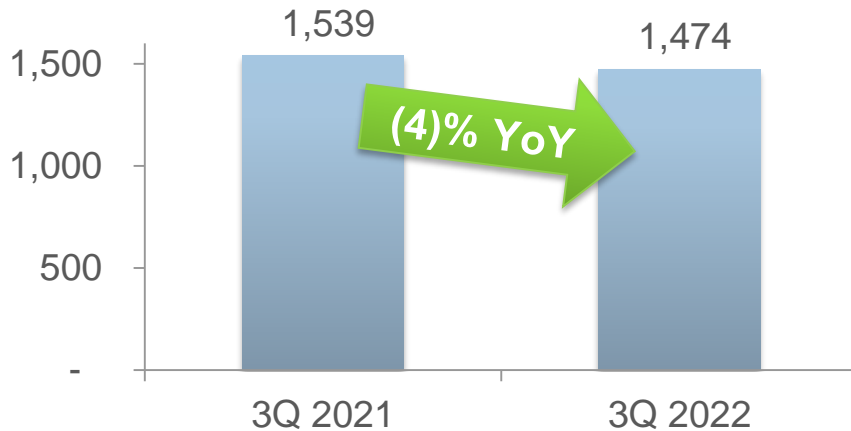


## Compression (MMcf/d)

Fixed Fee: \$0.20/Mcf

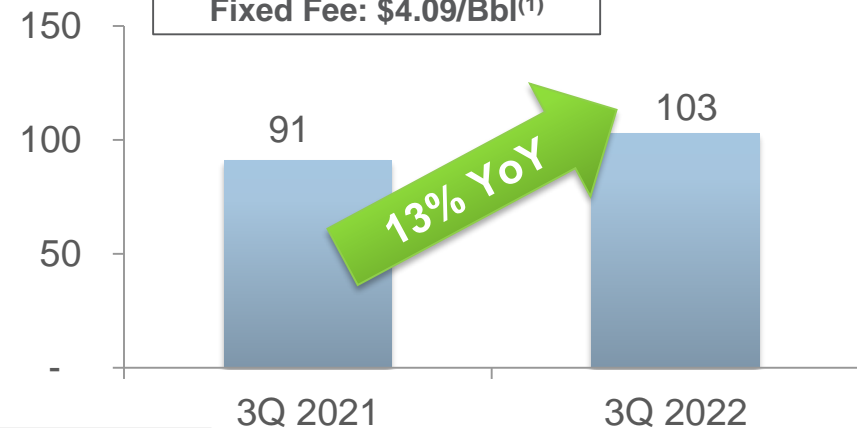


## Processing Volumes (MMcf/d)



## Fresh Water Delivery (MBbl/d)

Fixed Fee: \$4.09/Bbl<sup>(1)</sup>



■ Marcellus ■ Utica

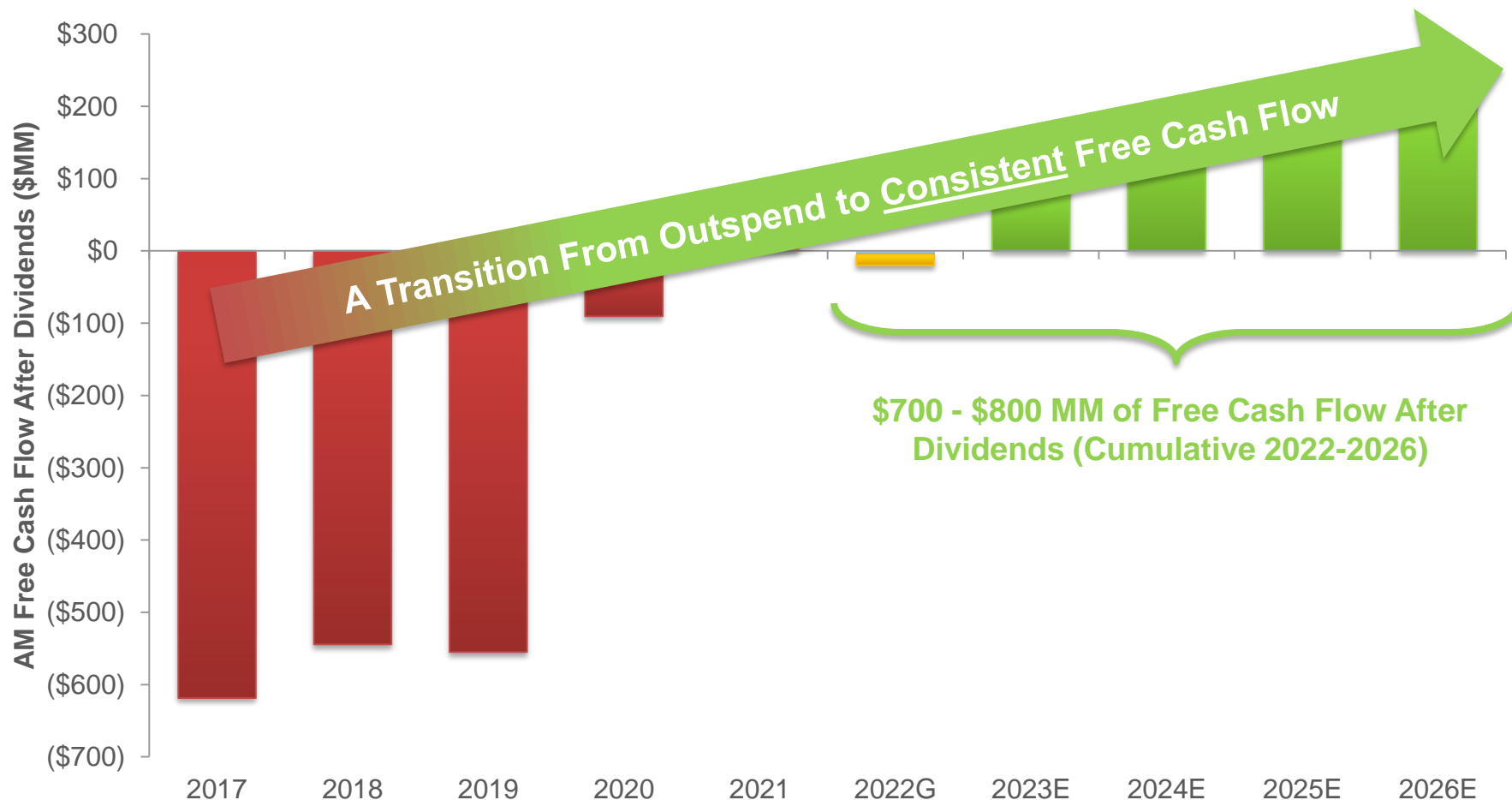
1. Marcellus fee per barrel.

# Free Cash Flow Inflection Point



AM's flexible capital budget with no long lead-time projects allows it to target significant Free Cash Flow after dividends over the next five years

## Free Cash Flow After Dividends (\$MM)<sup>(1)</sup>



1. Free Cash Flow is a Non-GAAP metric – please see appendix for additional disclosures, definitions, and assumptions. Assumes \$0.90 per share annualized dividend.

A graphic consisting of three white chevrons pointing to the right, set against a solid blue background that spans the width of the page.

# APPENDIX





## Non-GAAP Financial Measures and Definitions

Antero Midstream uses certain non-GAAP financial measures. Antero Midstream defines Adjusted EBITDA as Net Income plus interest expense, income tax expense, amortization of customer relationships, depreciation expense, impairment expense, loss on asset sale and extinguishment of debt, accretion, equity-based compensation expense, excluding equity in earnings of unconsolidated affiliates, plus cash distributions from unconsolidated affiliates.

Antero Midstream uses Adjusted EBITDA to assess:

- the financial performance of Antero Midstream's assets, without regard to financing methods, capital structure or historical cost basis;
- its operating performance and return on capital as compared to other publicly traded companies in the midstream energy sector, without regard to financing or capital structure; and
- the viability of acquisitions and other capital expenditure projects.

Antero Midstream defines Free Cash Flow before dividends as Adjusted EBITDA less interest expense and accrual-based capital expenditures. Capital expenditures include additions to gathering systems and facilities, additions to water handling systems, investments in unconsolidated affiliates, and return of investment in unconsolidated affiliates. Capital expenditures exclude acquisitions. Free Cash Flow after dividends is defined as Free Cash Flow before dividends less dividends declared for the quarter. Antero Midstream uses Free Cash Flow before and after dividends as a performance metric to compare the cash generating performance of Antero Midstream from period to period.

Adjusted EBITDA, Adjusted Net Income, and Free Cash Flow before and after dividends are non-GAAP financial measures. The GAAP measure most directly comparable to Adjusted EBITDA and Adjusted Net Income is Net Income. The GAAP measure most directly comparable to Free Cash Flow before and after dividends is cash flows provided by (used in) operating activities. Such non-GAAP financial measures should not be considered as alternatives to the GAAP measures of Net Income and cash flows provided by (used in) operating activities. The presentations of such measures are not made in accordance with GAAP and have important limitations as analytical tools because they include some, but not all, items that affect Net Income and cash flows provided by (used in) operating activities. You should not consider any or all such measures in isolation or as a substitute for analyses of results as reported under GAAP. Antero Midstream's definitions of such measures may not be comparable to similarly titled measures of other companies.

Antero Midstream defines Net Debt as consolidated total debt, excluding unamortized debt premiums and debt issuance costs, less cash and cash equivalents. Antero Midstream views Net Debt as an important indicator in evaluating Antero Midstream's financial leverage. Antero Midstream defines leverage as Net Debt divided by Adjusted EBITDA for the last twelve months. The GAAP measure most directly comparable to Net Debt is total debt, excluding unamortized debt premiums and debt issuance costs.

# Antero Midstream Non-GAAP Measures



The following table reconciles Net Income to Adjusted Net Income, Adjusted EBITDA ("EBITDA"), and Free Cash Flow before and after dividends

\$ in Thousands	2017	2018	2019	2020	2021
<b>Net income</b>	<b>\$307,315</b>	<b>\$312,894</b>	<b>(\$285,076)</b>	<b>(\$122,527)</b>	<b>\$331,617</b>
Amortization of customer relationships	—	\$71,082	\$70,874	\$70,672	\$70,672
Impairment expense	\$23,431	\$5,771	\$768,942	\$673,640	\$5,042
Loss on asset sale and extinguishment of debt	—	—	—	\$2,689	\$25,385
Tax effect of reconciling items	—	—	—	(\$196,038)	(\$25,116)
<b>Adjusted Net Income</b>	<b>\$330,746</b>	<b>\$389,747</b>	<b>\$554,740</b>	<b>\$428,436</b>	<b>\$407,600</b>
<b>Net income</b>	<b>\$307,315</b>	<b>\$312,894</b>	<b>(\$285,076)</b>	<b>(\$122,527)</b>	<b>\$331,617</b>
Interest expense	\$37,557	\$83,794	\$130,518	\$147,007	\$175,281
Income tax expense	—	\$114,406	(\$79,120)	(\$55,688)	\$117,123
Amortization of customer relationships	—	\$71,082	\$70,874	\$70,672	\$70,672
Depreciation expense	\$119,562	\$12,853	\$120,363	\$108,790	\$108,790
Impairment expense	\$23,431	\$5,771	\$768,942	\$673,640	\$5,042
Accretion and change in fair value of contingent acquisition consideration	\$13,476	\$135	\$10,254	\$180	\$460
Equity-based compensation	\$27,283	\$21,073	\$75,994	\$12,778	\$13,529
Equity in earnings of unconsolidated affiliates	(\$20,194)	(\$40,280)	(\$62,394)	(\$86,430)	(\$90,451)
Distributions from unconsolidated affiliates	\$20,195	\$46,415	\$76,925	\$98,858	\$118,990
Loss on asset sale, extinguishment of debt, other	—	(\$583)	\$2,278	\$2,929	\$25,385
<b>Adjusted EBITDA</b>	<b>\$528,625</b>	<b>\$627,560</b>	<b>\$829,558</b>	<b>\$850,209</b>	<b>\$876,438</b>
Interest Expense	(\$37,557)	(\$61,906)	(\$130,518)	(\$147,007)	(\$175,281)
Capital Expenditures (accrual based)	(\$792,720)	(\$646,329)	(\$646,424)	(\$207,518)	(\$261,889)
<b>Free Cash Flow Before Dividends</b>	<b>(\$301,652)</b>	<b>(\$80,675)</b>	<b>\$52,616</b>	<b>\$495,684</b>	<b>\$439,268</b>
Dividends Declared	(\$316,852)	(\$463,821)	(\$607,544)	(\$586,291)	(\$429,696)
<b>Free Cash Flow After Dividends</b>	<b>(\$618,504)</b>	<b>(\$544,496)</b>	<b>(\$554,928)</b>	<b>(\$90,607)</b>	<b>\$9,573</b>

# Antero Midstream Non-GAAP Measures



Antero Midstream has not included a reconciliation of Adjusted EBITDA and Free Cash Flow before and after dividends to the nearest GAAP financial measure for 2022 because it cannot do so without unreasonable effort and any attempt to do so would be inherently imprecise. Antero Midstream is able to forecast the following reconciling items between such measures and Net Income (in millions):

	<b>Twelve Months Ending December 31, 2022</b>		
	<b>Low</b>	—	<b>High</b>
Depreciation Expense	110	—	120
Equity-based compensation expense	10	—	15
Amortization of customer relationships	70	—	80
Distributions from unconsolidated affiliates	115	—	125
Interest Expense	170	—	180

Antero Midstream has not included a reconciliation of Adjusted EBITDA and Free Cash Flow before and after dividends to the nearest GAAP financial measure for 2022 through 2026 because it cannot do so without unreasonable effort and any attempt to do so would be inherently imprecise. Antero Midstream is able to forecast the following reconciling items between such measures and Net Income (in millions):

	<b>Cumulative Period From 2022 through 2026</b>		
	<b>Low</b>	—	<b>High</b>
Depreciation Expense	550	—	600
Equity-based compensation expense	50	—	75
Amortization of customer relationships	350	—	400
Distributions from unconsolidated affiliates	600	—	650
Interest Expense	750	—	850