

BioSigTM
technologies

Sidoti Winter 2021 Investor Conference

January 13th – 14th, 2021

NASDAQ : BSGM

Disclaimer

This presentation contains forward-looking statements including statements that address activities, events or developments that BioSig expects, believes or anticipates will or may occur in the future, such as predictions of financial performance, approvals and launches by BioSig of new products, market acceptance of BioSig's products, market and procedure projections, financing plans, and related documents. Forward-looking statements are based on BioSig's experience and perception of current conditions, trends, expected future developments and other factors it believes are appropriate under the circumstances and are subject to numerous risks and uncertainties, many of which are beyond BioSig's control.

These risks and uncertainties include the timing of approvals for BioSig products, rate and degree of market acceptance of products, BioSig's ability to develop and market new and enhanced products, the timing of and ability to obtain and maintain regulatory clearances and approvals for its products and the impact of failure to obtain such clearances and approvals on its ability to promote its products and train doctors and operators in the use of its products, the timing of and ability to obtain reimbursement if required of procedures utilizing BioSig's products and the potential impact of current healthcare reform initiatives thereon, competition from existing and new products and procedures or BioSig's ability to effectively react to other risks and uncertainties described from time to time in BioSig's SEC filings, such as fluctuation of financial results, reliance on third party manufacturers and suppliers, litigation or other proceedings, government regulation, negative publicity, current worldwide economic conditions and share price volatility.

BioSig does not guarantee any forward-looking statements, and actual results may differ materially from those projected. Unless required by law, BioSig undertakes no obligation to update any forward-looking statement, whether as a result of new information, future events or otherwise.

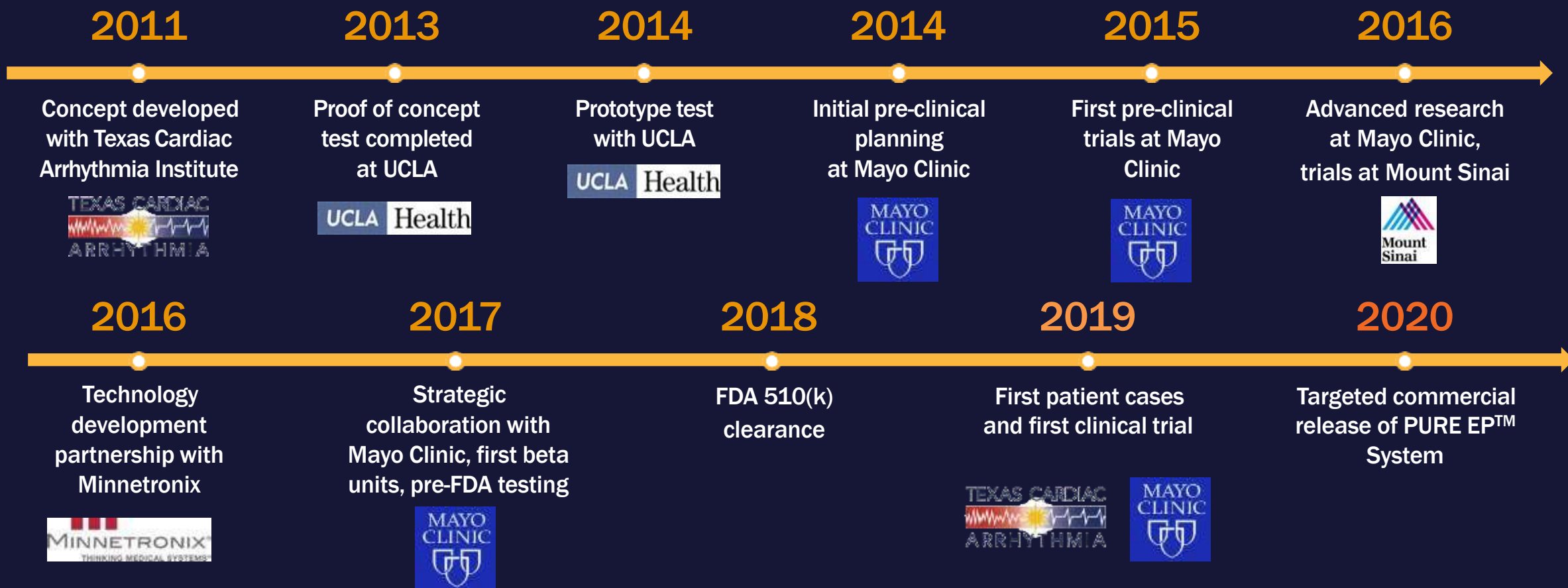
Who We Are – NASDAQ: BSGM



- EP Tech Market 13.5% CAGR
- Global EP Market Expected to be \$12.2 Billion by 2026*
- 31 Patents Issued
- First Customer is #1 Center by Volume in U.S.
- Razor & Blade Business Model
- FDA Approved
- Unblinding of clinical data in 2021

PURE EP™ Developed Through Collaboration with Leading Centers

Relationships at leading, high-volume centers create traction for PURE EP™ in the market



Global EP Procedures Growing Rapidly

Cardiac Ablation Procedures Are Key Hospital Revenue Drivers

Complex Cardiac Ablation:
13.5% Growth Rate



U.S.
3,425
EP labs

OUS:
3,915
EP labs

Total Global Addressable Market
\$2.0 Billion

EP During COVID-19

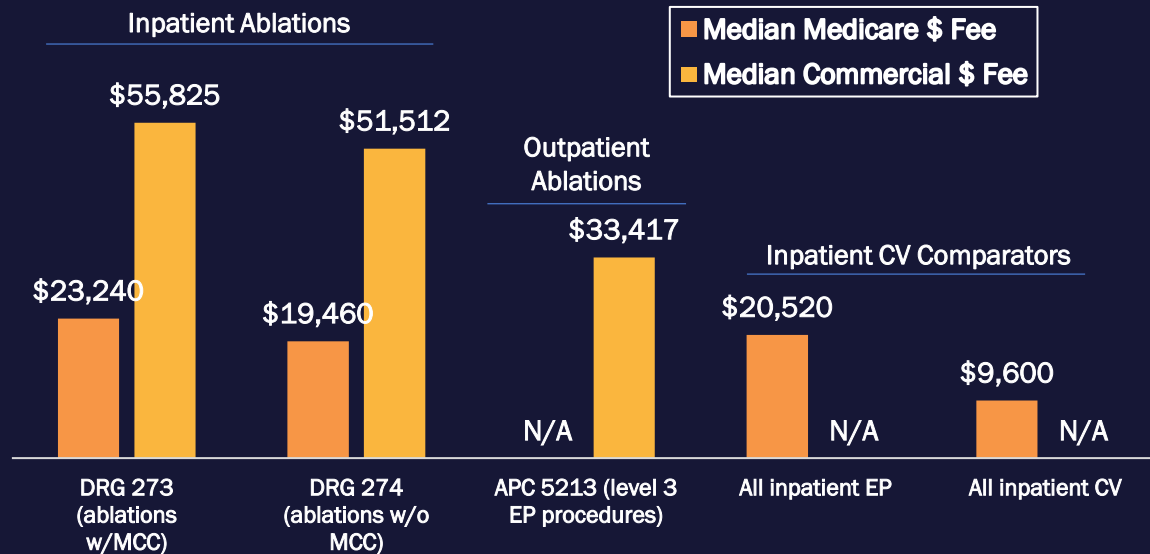
EP procedures are clinically urgent

- Delaying procedure increases stroke risk and worsens outcomes

EP procedures are revenue generating

- CV surgery and invasive cardiology have the highest net annual revenue compared to all other service lines

Median Revenues Per Case For Ablation and Select EP Procedures



Reimbursement rates continue to increase

- From 2019 to 2020 ablations and LAAO (DRG 274) had a reimbursement rate increase of 8.8%

CMS Reimbursement Changes From FY 2019 to FY 2020

Procedure	Reimbursement Rate Change
Inpatient	
All inpatient services	2.5%
Ablations and LAAO (DRG 274)	8.8%
Pacemaker implant (DRG 244)	0.9%
ICD implant (DRG 227)	0.9%
Outpatient	
All outpatient services	2.6%
Ablations (APC 5213)	6.3%
Pacemaker implant (APC 5223)	3.8%
ICD implant (APC 5232)	5.3%

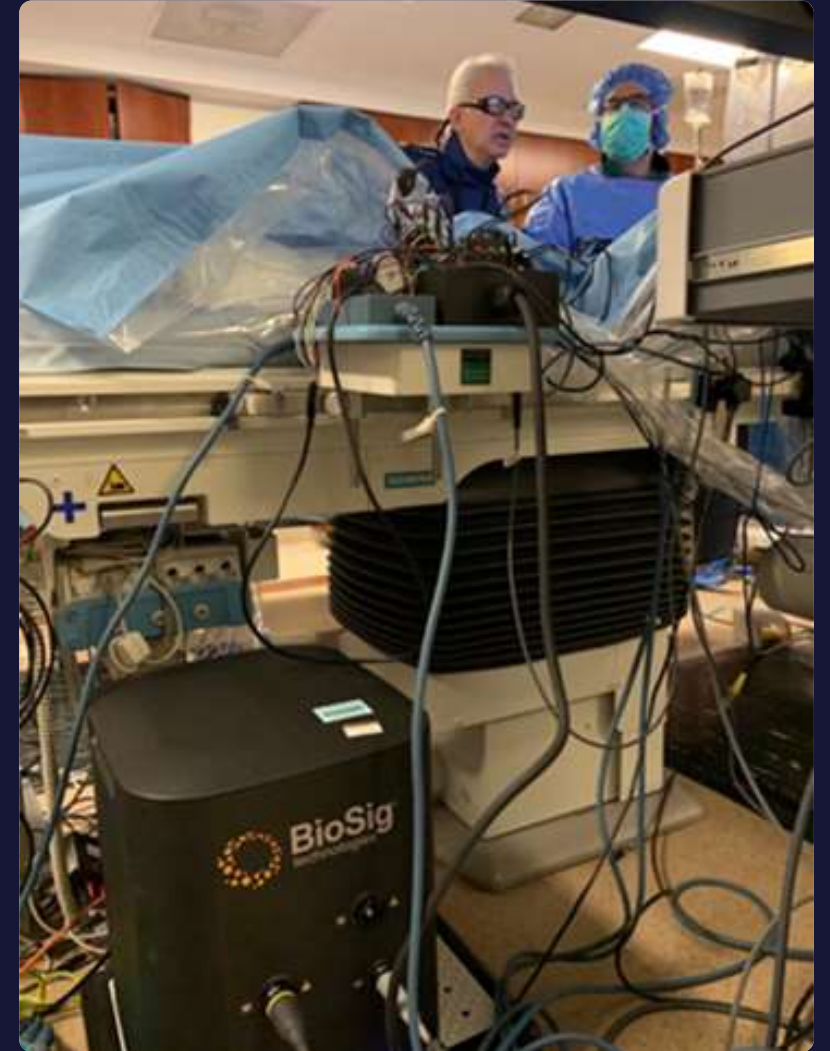
PURE EP™ System – Customer Installations



Hospital of the
University of Pennsylvania



PURE EP™



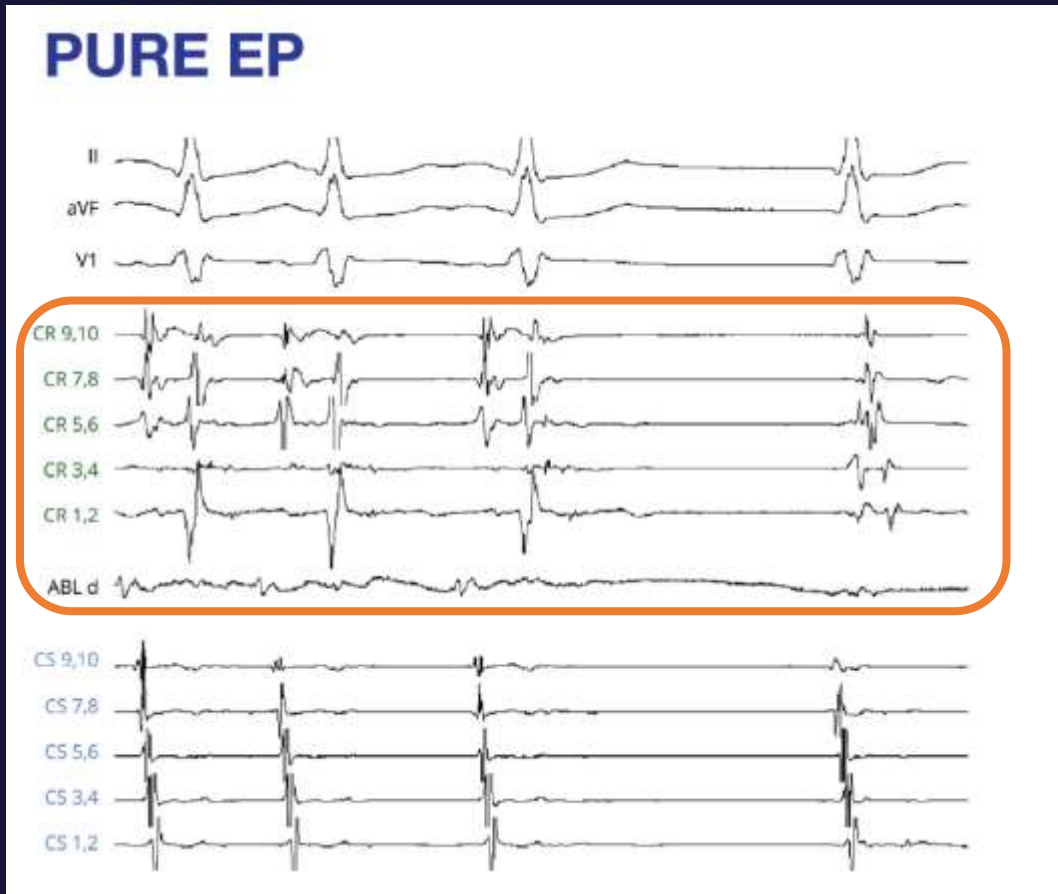
Texas Cardiac Arrhythmia Institute

Challenges in EP For All Procedures

Physicians Can't Fix What They Can't See

Signal Quality
81% of physicians rated signal quality as "Critical"

Success Rate
20 - 40% of ablations are unsuccessful



Expanded Product Adoption, Experience, and a Growing Database

# PURE EP Procedures by Account	
TCAI (TX)	228
Mayo JAX (FL)	91
Penn (PA)	57
MGH (MA)	10
Deborah (NJ)	37
Overland Park (KS)	20
EE 1 cases (4 ctrs)	29
TOTAL	472

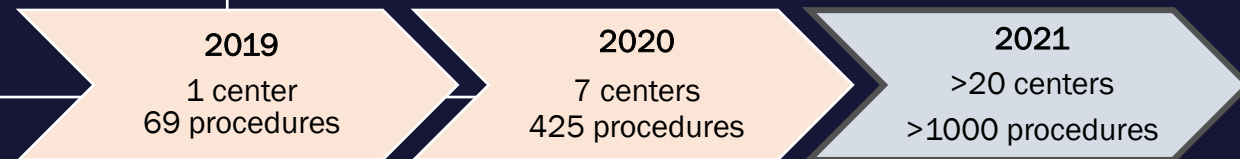
# Physician Users	
TCAI	11
Mayo	3
Penn	8
MGH	1
Deborah	2
Overland Park	2
Other EE Ctrs	5
TOTAL	32

Diagnosis		Diagnosis	
Persistent AF	14	Atypical Flutter	10
	3		
Paroxysmal AF	15	Atrial Tachycardia	7
	0		
PVC	57	AVNRT	7
Ischemic VT	17	Typical Flutter	8
Nonischemic VT	11	AVRT/WPW	3

*Data as of Jan. 8, 2020 w a lag in some reporting

*COVID shutdown Mar 12 - May 3

*Diagnosis was not logged for all procedures



Our Recent PURE EP™ Study - ESC 2020

PURE EP™

- A blinded, independent analysis confirmed that the PURE EP™ system's signals are preferred to conventional sources
- In 35.5% of samples, the reviewers selected PURE EP™ data because "more signal components were visible"
- PURE EP™ System produces reliable and high-quality signals when compared to the standard of care systems
- ❖ More clinical data is expected to be unblinded this year

Physician Testimonies



“The PURE EP System does provide innovative design with greater resolution and greater bandwidth, which should allow for safer and more efficacious ablations in the future.”

- *K. Venkatachalam, M.D., Cardiac Electrophysiologist, Mayo Clinic*



“The quality of the recording that we can get in the lab can make a big difference [during the procedure]. . . The PURE EP System clearly gave us better quality of intracardiac recording [compared to conventional systems.]”

- *Andrea Natale, M.D., Texas Cardiac Arrhythmia Institute*



Commercialization – Regions and Centers of Excellence



Florida
120 EP Programs
240 Labs

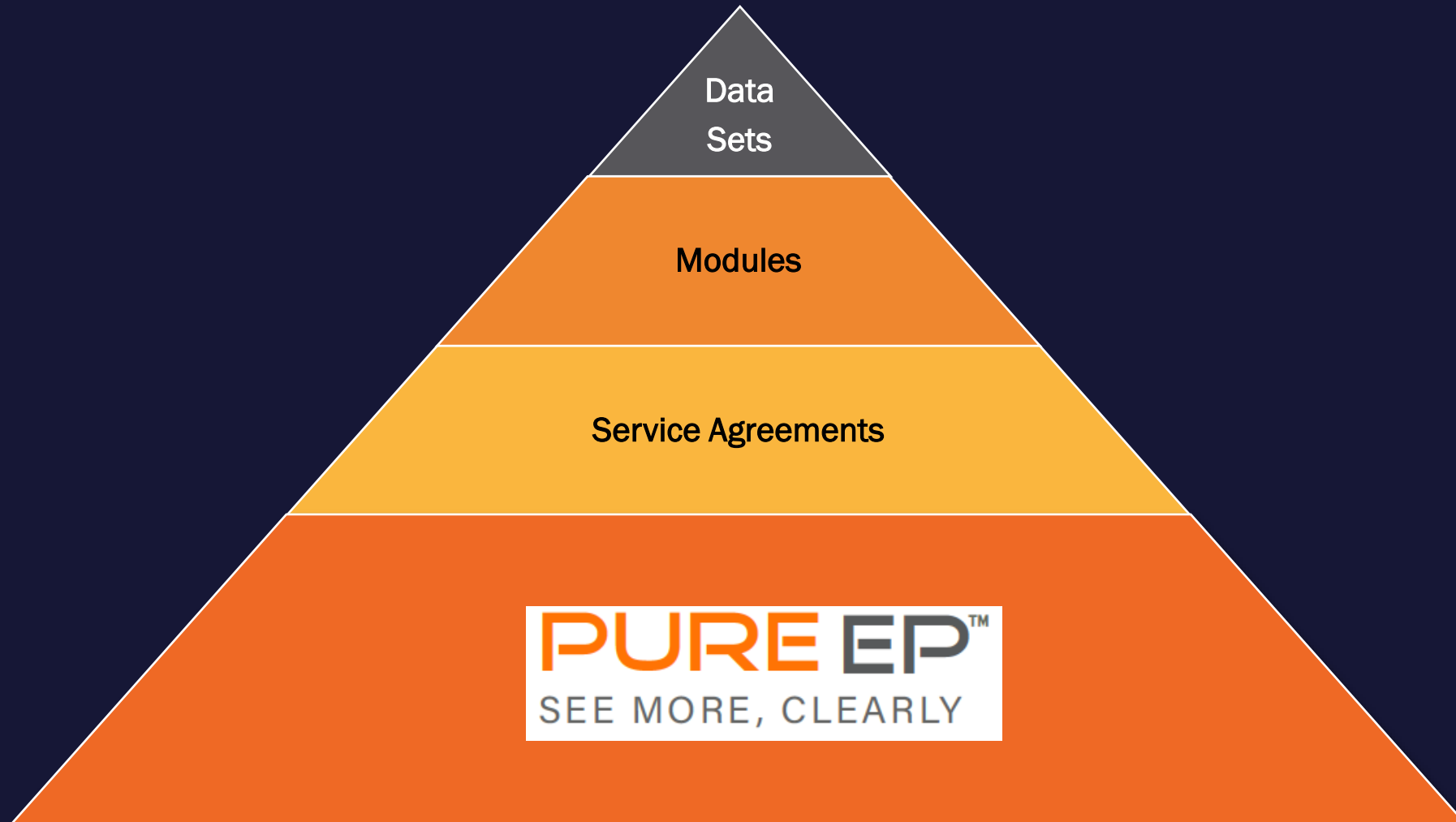
Texas
220 EP Programs
440 Labs

Northeast
175 EP Programs
400 Labs

Revenue Potential

\$286 Million

Business Model



Value Drivers

- Raised \$41 million in 2020
- \$32 million in cash on the balance sheet and no debt
- Achieved first commercial contract 4Q20
- Expect to triple the customer base in 2021
- CE mark approval / EU entry Q4 2021
- Sequential revenue growth in 2021



 **Nasdaq** : BSGM

Management Team



Kenneth L. Londoner, MBA
Founder, Chairman, CEO, Director
J & W Seligman & Co.; Endicott Management Partners



Steve Chaussy, CPA
CFO
Penske Automotive;



Natasha Drapeau
Executive Vice President
IG Group Plc



Andy Ballou
Vice President, Investor Relations
Janney Montgomery Scott; RBC Capital Markets



Todd Wiltshire
Senior Vice President, Corporate Development
Fidelity Investments



Barry Keenan, Ph.D, MBA, PMP
Vice President, Engineering
Medtronic; Alfred Mann Institute for Biomedical Engineering



John Kowalski
Vice President, Sales
Biosense Webster (Johnson & Johnson)



Julie Stephenson, BSN, MBA
Vice President, Clinical Affairs
Medtronic; Boston Scientific



Manasi Patwardhan
Director of Strategic Planning
Medtronic; Boston Scientific; Verily Life Sciences



Olivier Chaudoir
Senior Director, Marketing
Biosense Webster, DePuy Synthes (Johnson & Johnson)

