



Second Quarter 2015 Earnings Presentation

Forward Looking Statements

When used in this presentation or other written or oral communications, statements which are not historical in nature, including those containing words such as “will,” “believe,” “expect,” “anticipate,” “estimate,” “plan,” “continue,” “intend,” “should,” “may” or similar expressions, are intended to identify “forward-looking statements” within the meaning of Section 27A of the Securities Act of 1933, as amended, and Section 21E of the Securities Exchange Act of 1934, as amended, and, as such, may involve known and unknown risks, uncertainties and assumptions. Statements regarding the following subjects, among others, may be forward-looking: changes in interest rates and the market value of MFA’s MBS; changes in the prepayment rates on the mortgage loans securing MFA’s MBS; changes in the default rates and management’s assumptions regarding default rates on the mortgage loans securing MFA’s Non-Agency MBS; MFA’s ability to borrow to finance its assets and the terms, including the cost, maturity and other terms, of any such borrowing; implementation of or changes in government regulations or programs affecting MFA’s business; MFA’s estimates regarding taxable income the actual amount of which is dependent on a number of factors, including, but not limited to, changes in the amount of interest income and financing costs, the method elected by the Company to accrete the market discount on Non-Agency MBS and the extent of prepayments, realized losses and changes in the composition of MFA’s Agency MBS and Non-Agency MBS portfolios that may occur during the applicable tax period, including gain or loss on any MBS disposals; the timing and amount of distributions to stockholders, which are declared and paid at the discretion of MFA’s Board of Directors and will depend on, among other things, MFA’s taxable income, its financial results and overall financial condition and liquidity, maintenance of its REIT qualification and such other factors as the Board deems relevant; MFA’s ability to maintain its qualification as a REIT for federal income tax purposes; MFA’s ability to maintain its exemption from registration under the Investment Company Act of 1940, as amended (or the Investment Company Act), including statements regarding the Concept Release issued by the SEC relating to interpretive issues under the Investment Company Act with respect to the status under the Investment Company Act of certain companies that are engaged in the business of acquiring mortgages and mortgage-related interests; MFA’s ability to successfully implement its strategy to grow its residential whole loan portfolio; expected returns on our investments in non-performing residential whole loans (NPLs), which are affected by, among other things, the length of time required to foreclose upon, sell, liquidate or otherwise reach a resolution of the property underlying the NPL, home price values, amounts advanced to carry the asset (e.g., taxes, insurance, maintenance expenses, etc. on the underlying property) and the amount ultimately realized upon resolution of the asset; and risks associated with investing in real estate assets, including changes in business conditions and the general economy. These and other risks, uncertainties and factors, including those described in the annual, quarterly and current reports that MFA files with the Securities and Exchange Commission, could cause MFA’s actual results to differ materially from those projected in any forward-looking statements it makes. All forward-looking statements speak only as of the date on which they are made. New risks and uncertainties arise over time and it is not possible to predict those events or how they may affect MFA. Except as required by law, MFA is not obligated to, and does not intend to, update or revise any forward-looking statements, whether as a result of new information, future events or otherwise.

Executive Summary

- In this low interest rate environment, we continue to identify and acquire attractive credit sensitive residential mortgage assets.
- In the second quarter we generated EPS and dividend per share of \$0.20.
- We remain positioned for a more flexible monetary policy by the Federal Reserve.
 - Net duration of 0.61
 - Leverage ratio of 3.3:1
 - 73% of MBS are adjustable, hybrid or step-up
- We increased lending counterparty diversification as wholly-owned MFA Insurance, Inc., has joined the Federal Home Loan Bank of Des Moines.

Second Quarter Investment Update

- We have continued to identify and acquire credit sensitive residential mortgage assets that generate earnings without increasing MFA's overall interest rate exposure. At the same time we are allowing more interest rate sensitive Agency MBS assets to pay down.

	June 30, 2015 ⁽¹⁾	March 31, 2015 ⁽¹⁾	Change ⁽¹⁾
3 Year Step-up RPL/NPL Securities	\$2,592	\$2,318	\$274
Re-performing and Non-performing Loans	\$429	\$387	\$42
Credit Risk Transfer Securities	\$129	\$127	\$2
Legacy Non-Agency MBS	\$4,290	\$4,537	(\$247)
Agency MBS	\$5,331	\$5,671	(\$340)

⁽¹⁾ \$ in Millions

MFA's Yields and Spreads Remain Attractive

	Second Quarter 2015	First Quarter 2015
Yield on Interest Earning Assets	4.07%	4.22%
Net Interest Rate Spread	2.33%	2.44%
Debt Equity Ratio	3.3x	3.3x
EPS	\$0.20	\$0.21

Yields and Spreads by Asset Type

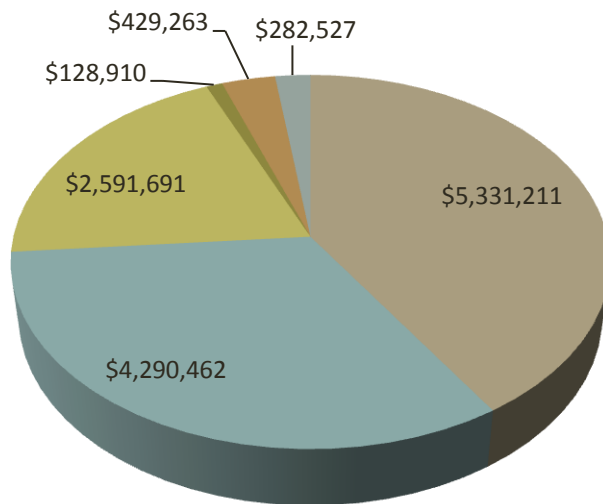
Quarter Ended June 30, 2015

<u>Asset</u>	<u>Yield/Return</u>	<u>Cost of Funds</u>	<u>Net Spread</u>	<u>Debt/Net Equity Ratio</u>
Agency MBS	1.89%	(1.06)%	0.83%	7.10x
Non-Agency MBS	7.59%	(2.77)%	4.82%	1.73x
RPL/NPL MBS	3.66%	(1.60)%	2.06%	4.07x
RPL Whole Loans	6.20%	(2.26)%	3.94%	0.23x
NPL Whole Loans	— ⁽¹⁾	(2.26)%	— ⁽¹⁾	2.54x

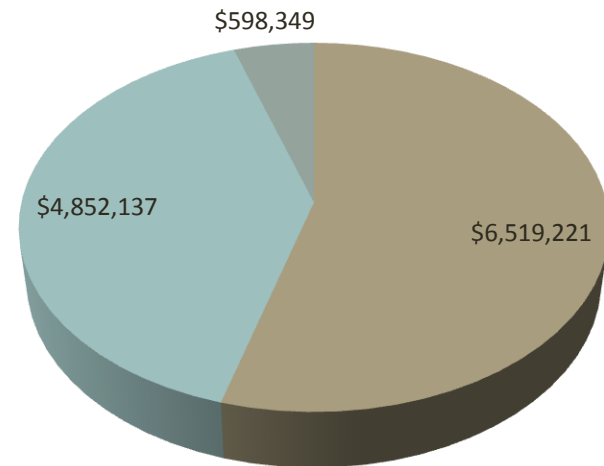
⁽¹⁾ Residential whole loans held at fair value produce GAAP income/loss based on changes in fair value in the current period and therefore results will vary on a quarter to quarter basis. The company expects to realize returns over time on these investments of 5-7%.

Continued Evolution to More Credit Sensitive, Less Interest-Rate Sensitive Assets

June 2015



December 2013



■ Agency ■ Non-Agency ■ RPL/NPL Securities ■ CRT ■ Residential Whole Loans ■ Cash/Other

(Dollars in Thousands)

Book Value Down Approximately 2% Primarily Due to Slightly Weaker Legacy Non-Agency Prices

Book value per common share as of 3/31/15	\$ 8.13
Net income available to common shareholders	0.20
Common dividend declared during the quarter	(0.20)
Net change attributable to Agency MBS	(0.07)
Net change attributable to Non-Agency MBS and CRT securities	(0.18)
Net change in value of swap hedges	0.08
Book value per common share as of 6/30/15	\$ 7.96

Second Quarter Non-Agency MBS Impact on MFA Book Value ⁽¹⁾

	Impact Per Share
Impact of change in market prices	(\$0.09)
Realized gains from asset sales: Reallocation from OCI to Retained Earnings	(\$0.02)
Discount Accretion: Primarily income in excess of coupon on Non-Agency MBS purchased at a discount. This income increases amortized cost and lowers unrealized gains	(\$0.06)
Principal Paydowns	\$0.05
Realized Credit Losses	(\$0.05)
Total	(\$0.18)

(1) Does not include positive impact of swap hedges.

MFA's Interest Rate Sensitivity Remains Below 1.0, as Measured by Net Duration

Assets	Market Value	Average Coupon	Duration
Non-Agency ARMs (12 months or less MTR)	\$2,646	2.74%	0.5
Non-Agency Hybrid (13-48 MTR)	\$ 416	5.02%	1.0
NPL/RPL Securities	\$2,592	3.60%	0.5
Non-Agency Fixed Rate	\$1,357	5.81%	3.0
Residential Whole Loans	\$ 446	4.86%	3.4
Agency ARMs (12 months or less MTR)	\$1,823	2.48%	0.7
Agency ARMs (12-120 MTR)	\$1,533	3.15%	1.9
Agency 15 Year Fixed Rate	\$1,975	3.10%	3.5
Cash, Cash Equivalents & Principal Receivable	\$ 288		0.0
TOTAL ASSETS	\$13,075		1.51
Hedging Instruments	Notional Amount		Duration
Swaps (Less than 3 years)	\$550		-1.7
Swaps (3-10 years)	\$2,500		-4.4
TOTAL HEDGES	\$3,050		-3.9
Net Duration			0.61

FHLB Membership

- In July 2015, MFA's wholly-owned subsidiary, MFA Insurance, Inc., located in Salt Lake City, UT, became a member of the Federal Home Loan Bank of Des Moines.
- MFA Insurance owns membership stock in the FHLB DM and shares in the risks and benefits of this relationship.
- MFA's residential investment strategy is consistent with and furthers the core mission of the FHLB system of supporting housing finance.

Increased Holdings of RPL/NPL MBS in the Second Quarter

- **Short Duration**

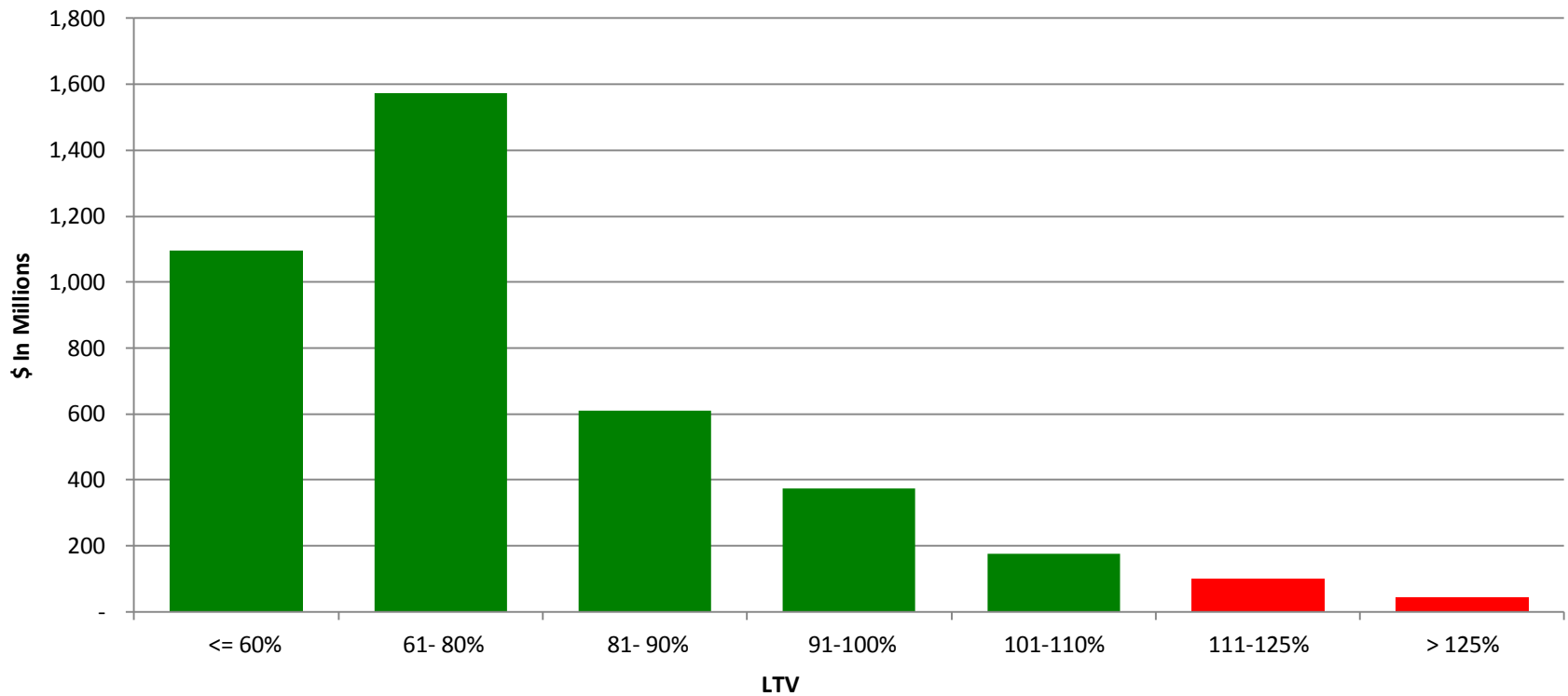
- Deal structures generally contain a coupon step-up of 300 basis points at 36 months or sooner.
- Issuer can call bonds after 12 months.
- We expect that the securities will be redeemed prior to the step-up date.

- **Low Credit Risk**

- Average credit enhancement (CE) for the portfolio is 49% of unpaid principal balance (UPB) as of June 30, 2015.
- Subordinate bonds receive no principal or interest until senior bonds have been paid off.

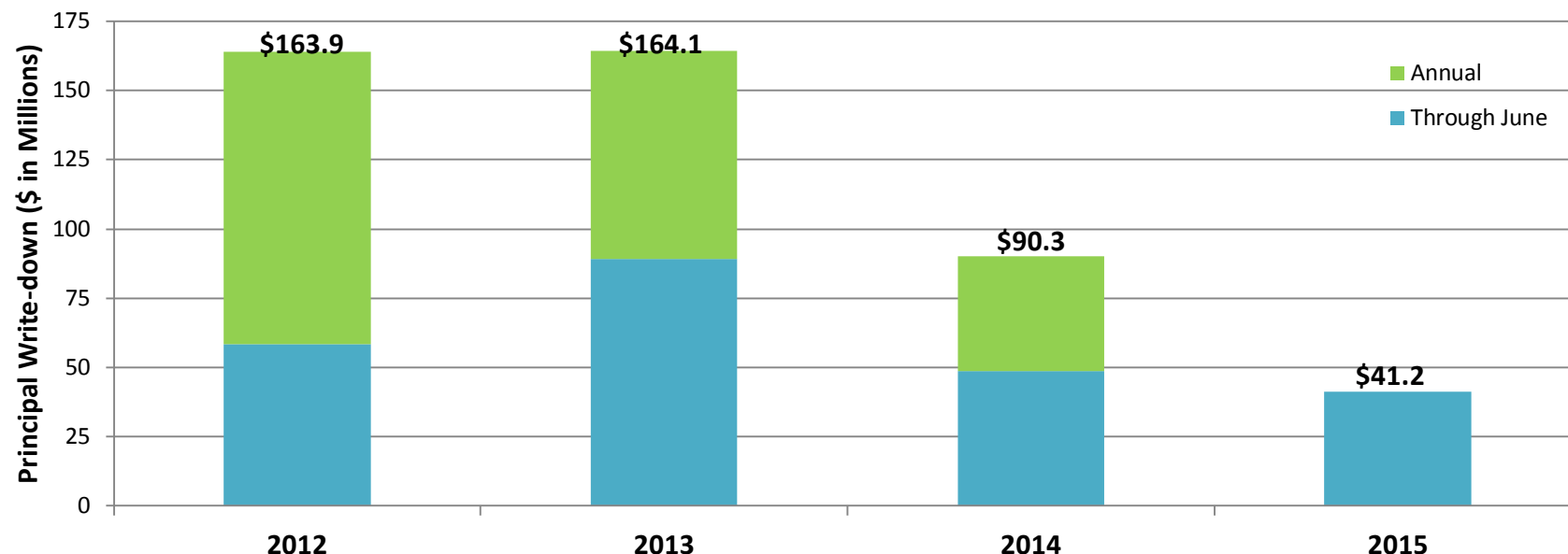
	Fair Value \$Millions	Net Coupon	Months to Step-Up	Current Credit Support	Original Credit Support	3 Month Average Bond CPR
Re-Performing MBS	\$603	3.69%	22	45%	40%	28.7%
Non-Performing MBS	\$1,989	3.58%	29	50%	49%	28.5%
Total RPL/NPL MBS	\$2,592	3.60%	27	49%	47%	28.6%

LTV Breakdown of Non-Delinquent Mortgage Loans Underlying MFA's Legacy Non-Agency MBS



- These loans are up to date on all required mortgage payments.
- Underlying loans are nine years seasoned on average.

Credit Reserve of \$847 Million on a Current Face of \$4.81 Billion



- Future estimated losses are due to:
 - Realized losses from liquidations of defaulted loans.
 - Principal losses from the use of principal to pay interest on fixed rate bonds collateralized by loans receiving rate reduction modifications. As of June 30, 2015, there have been approximately \$47 million of unrealized principal losses on such fixed rate bonds (approximately \$31 million as of June 30, 2014).
- As of June 30, 2015, 14% of the underlying loans within our Legacy Non-Agency MBS portfolio are 60+ days delinquent. For income recognition, we estimate that 23% of the underlying loans will eventually default.
- In the second quarter, \$5.5 million was transferred from credit reserve to accretable discount bringing the total transfer from credit reserve to accretable discount to \$27.8 million in 2015.

Credit Sensitive Residential Whole Loans

- Utilizes the same residential mortgage credit expertise we have employed in Legacy Non-Agency MBS since 2008
- Significant expected future supply
- Ability to oversee servicing decisions (loan modifications, short sales, etc.) to produce better NPV outcomes
- Residential whole loans that are fully secured by real estate are qualifying interests for purposes of REIT qualification and 1940 Act exemption
- Emphasizes credit sensitivity vs interest rate sensitivity
 - Low prepayment risk: purchased at discounts and credit impaired borrowers
 - Book value and earnings are more tied to credit performance than to interest rates

Credit Sensitive Residential Whole Loans: Growing Asset Class for MFA

- At today's market prices, re-performing and non-performing residential mortgage loans generate higher yields than residential mortgage-backed securities.
- MFA has opportunistically acquired over 2,940 whole loans -- across 15 transactions with 13 different counterparties -- at a weighted average purchase price of 77.4% of UPB.
- As of June 30, 2015, MFA held \$429.3 million of loans:
 - \$245.4 million of primarily re-performing loans at purchase, held at carrying value
 - \$183.9 million of primarily non-performing loans at purchase, held at fair value
- MFA has obtained financing of \$131.9 million in a repurchase agreement.
- MFA actively manages its loan portfolio through in-house asset management professionals and utilizes third-party special servicers.

Summary

- We continue to utilize our expertise to identify and acquire attractive credit sensitive residential mortgage assets.
- We have substantially grown our holdings of RPL/NPL securities and loans in the last 12 months.
- Our credit sensitive assets continue to perform well.
- Future Federal Reserve decisions on monetary policy will remain dependent on incoming data.
- MFA is well positioned for changes in monetary policy and/or interest rates.