

## PRODUCT-DRIVEN & CONSUMER-FOCUSED

**\$8.00B**  
Annual Sales

**263M**  
Units Sold

**62%**  
International  
Sales

**5,168**  
Skechers Stores  
Worldwide

**#3**  
Athletic Lifestyle  
Footwear Brand\*

Skechers, a Fortune 500® company, is a growth-oriented brand that designs, develops, and markets a diverse product portfolio of lifestyle and performance footwear, apparel, and accessories for men, women, and children around the globe.

Skechers designs products that deliver style, comfort, innovation, and quality at a reasonable price.



SKECHERS HANDS FREE SLIP-INS®



SKECHERS COURT CLASSICS



SKECHERS PERFORMANCE



SKECHERS ARCH FIT



SKECHERS KIDS

## FLEXIBLE GO-TO-MARKET STRATEGY

### WHOLESALE

- **3,500+** Skechers-branded stores worldwide through franchisee and licensee third-party store operators
- Retail partnerships with family shoe stores, specialty running and sporting goods retailers, department stores, e-tailers, and big box club stores
- Distributor partnerships in select international markets with premier local operators

### DIRECT-TO-CONSUMER


- **1,600+** company-owned retail stores globally
- Formats include mall-based and high-street concept stores, factory outlets, and local market big box stores
- Company-owned digital and mobile e-commerce sites in **31** markets
- Active in leading third-party marketplaces and digital platforms

## BEST-IN-CLASS GLOBAL DISTRIBUTION CAPABILITIES

- **12** distribution centers worldwide
- Established and sophisticated global distribution infrastructure to support wholesale partners and growing direct-to-consumer business
- Highly automated solutions and environmental features



NORTH AMERICA

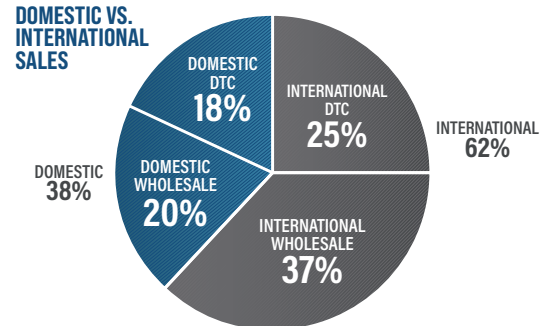
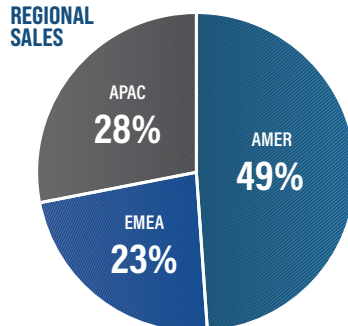
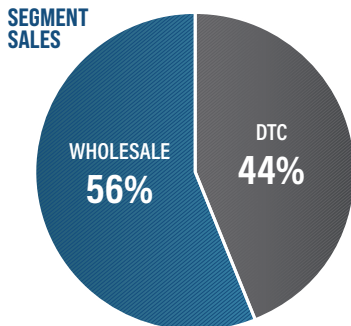
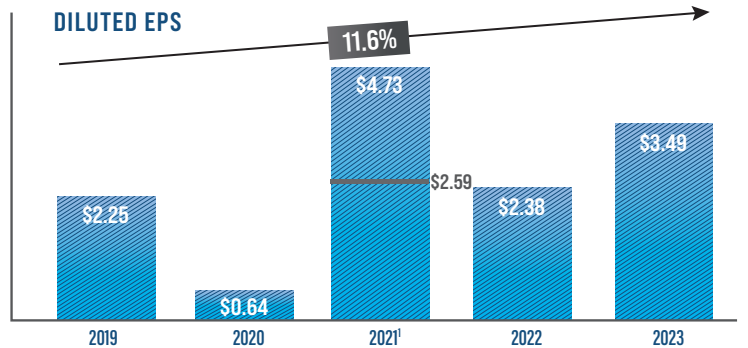
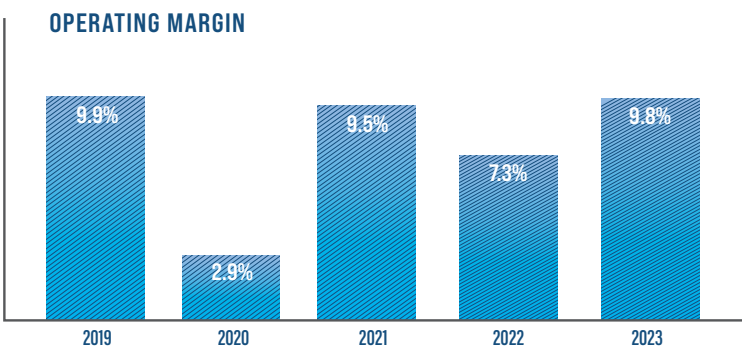
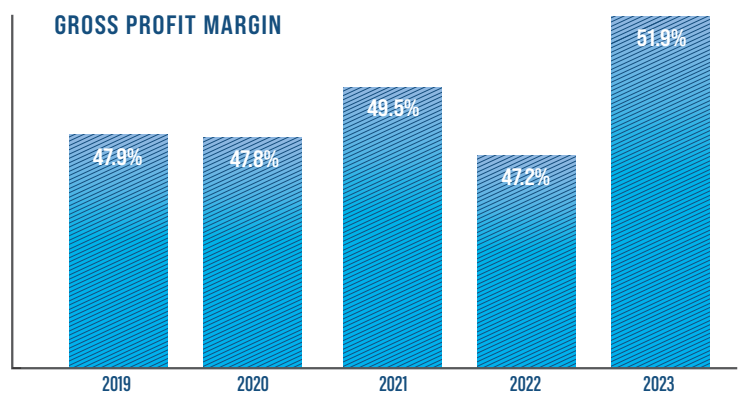
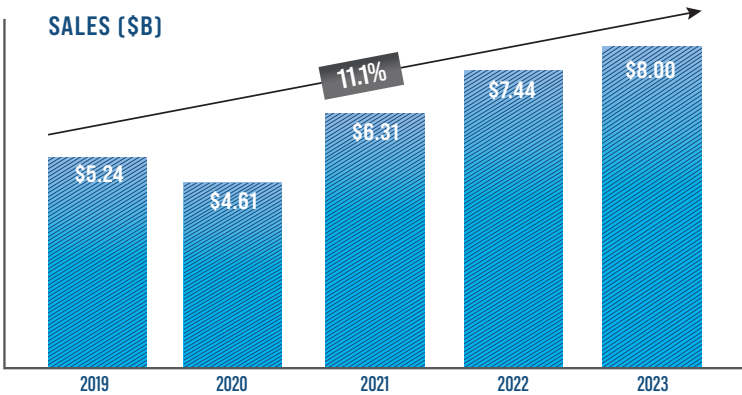
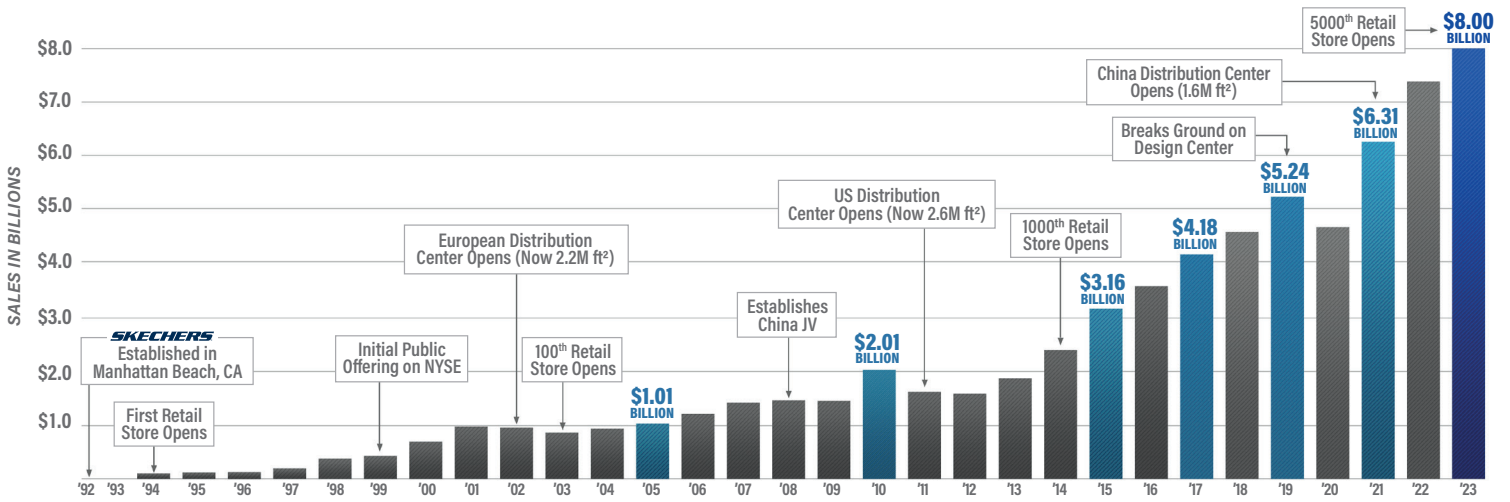


EUROPE



CHINA

## SKECHERS HISTORY



<sup>1</sup>Diluted earnings per share of \$4.73, excluding the effects of a \$2.24 benefit from an intra-entity transfer of certain intellectual property rights and \$0.10 reduction for the settlement of multiple legal matters. The result is adjusted diluted earnings per share of \$2.59 (which is a non-GAAP measure). We believe this metric provides meaningful supplemental information to investors in evaluating our business performance and is consistent with how management evaluates the Company's operating performance.

ALL FIGURES DERIVED FROM YE 2023 UNLESS OTHERWISE NOTED.