



SILVERCREST
ASSET MANAGEMENT GROUP

2023 ANNUAL REPORT

Dear Fellow Shareholders,

Silvercrest has developed into one of the premier independent wealth and asset management firms in the United States over the past 22 years, highly differentiated from competitors. We have grown to a total of over \$30 billion in assets under advisement during that time. We have continued to innovate and expand our business through a variety of market and economic environments.

We have a pristine balance sheet, and, given our opportunities, Silvercrest is prepared to prudently deploy capital strategically in order to grow shareholder value. Silvercrest has never been busier with new initiatives. We are focused on those opportunities, as well as investments to drive future growth with value-added hires. As with any business that seeks growth and expansion of its presence, that may require increased cost in trade for long-term increased sustainable growth.

Silvercrest's new business initiatives have significantly improved since the market disruptions of 2022 and as we closed out 2023. Silvercrest's outsourced chief investment officer (OCIO) AUM has risen to \$1.7 billion from zero; we aim for that to become a multi-billion AUM business. Likewise, new institutional investment opportunities have substantially improved. Most promising, we continue to garner more attention globally. International wealth has an appealing growth story that will seek high-quality solutions offered by Silvercrest. We seek to expand the visibility of our firm and brand beyond the United States to take advantage of that trend. We expect these businesses to continue to contribute meaningfully to our growth on top of our stable wealth management business.

Our firm now provides customized investment advice, service, and related counsel to over 600 families and institutions. We have a client retention rate of over 95%. Similarly, we have an extraordinarily high partner and employee retention rate. Silvercrest's average AUM per client is one of the highest among large independent firms, making the firm one of the top in the industry, which it has maintained for over a decade.

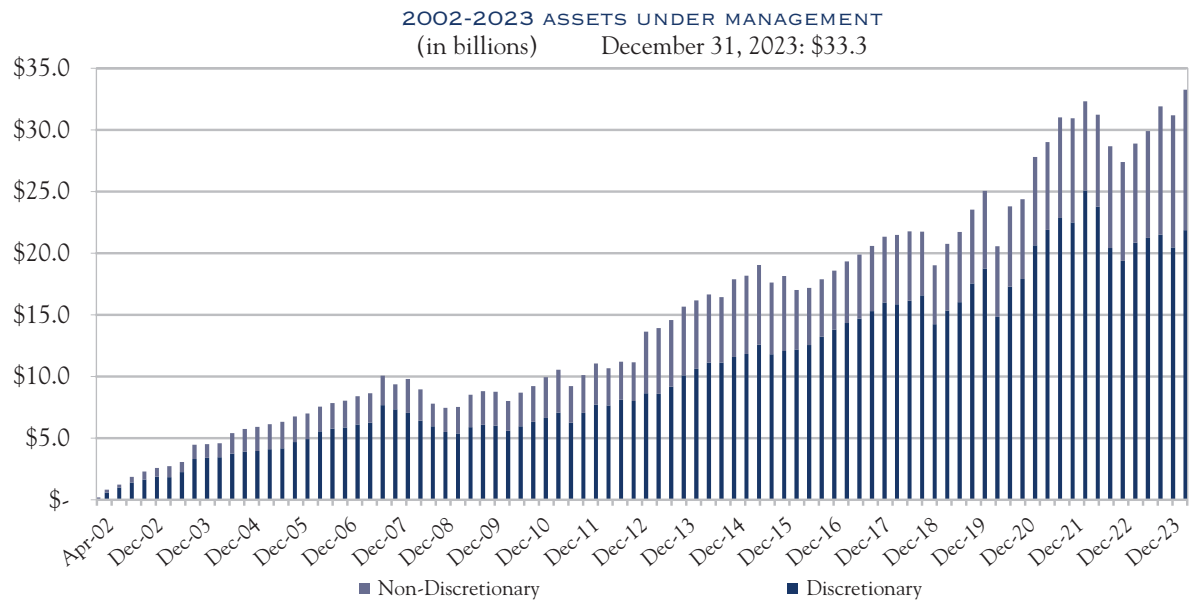
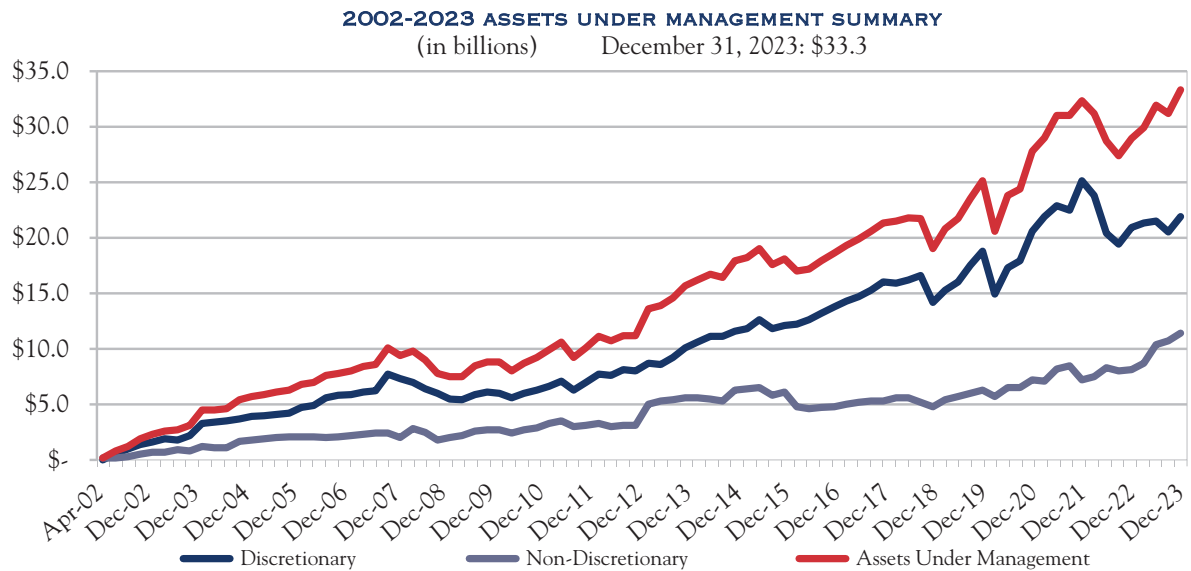
While the investment landscape may continue to be challenging, we believe our disciplined approach, focus on value creation, and unwavering commitment to shareholders will continue to serve us well. We deeply appreciate your continued strong support and trust of Silvercrest and its long-term strategy.

Sincerely,

A handwritten signature in black ink that reads "Richard R. Hough III". The signature is written in a cursive, flowing style with a small "III" at the end.

Richard R. Hough III
Chairman and Chief Executive Officer

Assets under management ended the year at \$33.3 billion.



UNITED STATES
SECURITIES AND EXCHANGE COMMISSION
Washington, D.C. 20549
Form 10-K

(Mark One)

☒ **ANNUAL REPORT PURSUANT TO SECTION 13 OR 15(d) OF THE SECURITIES EXCHANGE ACT OF 1934**
FOR THE FISCAL YEAR ENDED December 31, 2023

OR

☐ **TRANSITION REPORT PURSUANT TO SECTION 13 OR 15(d) OF THE SECURITIES EXCHANGE ACT OF 1934**
FOR THE TRANSITION PERIOD FROM _____ **TO** _____
Commission file number: 001-35733

Silvercrest Asset Management Group Inc.
(Exact name of registrant as specified in its charter)

Delaware
(State or other jurisdiction
of incorporation)

45-5146560
(I.R.S. Employer
Identification No.)

1330 Avenue of the Americas, 38th Floor
New York, New York 10019
(Address of principal executive offices and zip code)
(212) 649-0600
(Registrant's telephone number, including area code)

Not Applicable
(Former name, former address and former fiscal year, if changed since last report)

Securities registered pursuant to Section 12(b) of the Act:

Title of each class	Trading Symbol(s)	Name of each exchange on which registered
Class A common stock, \$0.01 par value per share	SAMG	The Nasdaq Global Market

Securities registered pursuant to Section 12(g) of the Act: None

Indicate by check mark if the registrant is a well-known seasoned issuer, as defined in Rule 405 of the Securities Act. Yes ☐ No ☒

Indicate by check mark if the registrant is not required to file reports pursuant to Section 13 or 15(d) of the Act. Yes ☐ No ☒

Indicate by check mark whether the registrant: (1) has filed all reports required to be filed by Section 13 or 15(d) of the Securities Exchange Act of 1934 during the preceding 12 months (or for such shorter period that the registrant was required to file such reports), and (2) has been subject to such filing requirements for the past 90 days. Yes ☒ No ☐

Indicate by check mark whether the registrant has submitted electronically every Interactive Data File required to be submitted pursuant to Rule 405 of Regulation S-T (§ 232.405 of this chapter) during the preceding 12 months (or for such shorter period that the registrant was required to submit such files). Yes ☒ No ☐

Indicate by check mark whether the registrant is a large accelerated filer, an accelerated filer, a non-accelerated filer, a smaller reporting company or an emerging growth company. See the definitions of "large accelerated filer," "accelerated filer," "smaller reporting company," and "emerging growth company" in Rule 12b-2 of the Exchange Act:

Large accelerated filer	<input type="checkbox"/>	Accelerated filer	<input checked="" type="checkbox"/>
Non-accelerated filer	<input type="checkbox"/>	Smaller reporting company	<input checked="" type="checkbox"/>
Emerging Growth Company	<input type="checkbox"/>		

If an emerging growth company, indicate by check mark if the registrant has elected not to use the extended transition period for complying with any new or revised financial accounting standards provided pursuant to Section 13(a) of the Securities Act ☐

Indicate by check mark whether the registrant has filed a report on and attestation to its management's assessment of the effectiveness of its internal control over financial reporting under Section 404(b) of the Sarbanes-Oxley Act (15 U.S.C. 7262(b)) by the registered public accounting firm that prepared or issued its audit report. ☒

If securities are registered pursuant to Section 12(b) of the Act, indicate by check mark whether the financial statements of the registrant included in the filing reflect the correction of an error to previously issued financial statements. ☐

Indicate by check mark whether any of those error corrections are restatements that required a recovery analysis of incentive-based compensation received by any of the registrant's executive officers during the relevant recovery period pursuant to §240.10D-1(b). ☐

Indicate by check mark whether the registrant is a shell company (as defined in Rule 12b-2 of the Exchange Act). Yes ☐ No ☒

The aggregate market value of the registrant's common equity held by non-affiliates of the registrant (assuming for purposes of this computation only that the directors and executive officers may be affiliates) at June 30, 2023, which was the last business day of the registrant's most recently completed second fiscal quarter was approximately \$188.9 million based on the closing price of \$20.25 for one share of common stock, as reported on The Nasdaq Global Market on June 30, 2023.

The number of outstanding shares of the registrant's Class A common stock, par value \$0.01 per share, and Class B common stock, par value \$0.01 per share, as of March 4, 2024 were 9,478,997 and 4,431,104, respectively.

DOCUMENTS INCORPORATED BY REFERENCE

Portions of the registrant's definitive Proxy Statement for its 2024 Annual Meeting of Stockholders are incorporated by reference into Part III of this Annual Report on Form 10-K where indicated. Such Definitive Proxy Statement will be filed with the Securities and Exchange Commission within 120 days after the end of the registrant's fiscal year ended December 31, 2023.

Auditor Firm Id: 34

Auditor Name: Deloitte & Touche LLP

Auditor Location: New York, New York

Part I		
Item 1.	Description of Business.....	4
Item 1A.	Risk Factors.....	19
Item 1B.	Unresolved Staff Comments	36
Item 1C.	Cybersecurity	36
Item 2.	Properties.....	37
Item 3.	Legal Proceedings	37
Item 4.	Mine Safety Disclosures	37
Part II		
Item 5.	Market for Registrant’s Common Equity, Related Stockholder Matters and Issuer Purchases of Equity Securities.....	38
Item 6.	[Reserved]	38
Item 7.	Management’s Discussion and Analysis of Financial Condition and Results of Operations	39
Item 7A.	Quantitative and Qualitative Disclosures About Market Risk	58
Item 8.	Financial Statements and Supplementary Data	58
Item 9.	Changes in and Disagreements with Accountants on Accounting and Financial Disclosure	58
Item 9A.	Controls and Procedures	59
Item 9B.	Other Information.....	59
Item 9C.	Disclosure Regarding Foreign Jurisdictions that Prevent Inspections.....	59
Part III		
Item 10.	Directors, Executive Officers and Corporate Governance.....	60
Item 11.	Executive Compensation.....	60
Item 12.	Security Ownership of Certain Beneficial Owners and Management and Related Stockholder Matters.....	60
Item 13.	Certain Relationships and Related Transactions, and Director Independence.....	60
Item 14.	Principal Accounting Fees and Services	60
Part IV		
Item 15.	Exhibit and Financial Statement Schedules	61
Item 16	Form 10-K Summary	63

[THIS PAGE INTENTIONALLY LEFT BLANK]

Except where the context requires otherwise and as otherwise set forth herein, in this report, references to the “Company”, “we”, “us” or “our” refer to Silvercrest Asset Management Group Inc. (“Silvercrest”) and its consolidated subsidiary, Silvercrest L.P., the managing member of our operating subsidiary (“Silvercrest L.P.” or “SLP”). SLP is a limited partnership whose existing limited partners are referred to in this report as “principals”.

Forward-Looking Statements

This report contains, and from time to time our management may make, forward-looking statements within the meaning of Section 27A of the Securities Act of 1933 and Section 21E of the Securities Exchange Act of 1934, each as amended. For those statements, we claim the protection of the safe harbor for forward-looking statements contained in the Private Securities Litigation Reform Act of 1995. These forward-looking statements are subject to risks, uncertainties and assumptions. These statements are only predictions based on our current expectations and projections about future events. Important factors that could cause actual results, level of activity, performance or achievements to differ materially from those indicated by such forward-looking statements include but are not limited to: incurrence of net losses, fluctuations in quarterly and annual results, adverse economic or market conditions, our expectations with respect to future levels of assets under management, inflows and outflows, our ability to retain clients from whom we derive a substantial portion of our assets under management, our ability to maintain our fee structure, our particular choices with regard to investment strategies employed, our ability to hire and retain qualified investment professionals, the cost of complying with current and future regulation coupled with the cost of defending ourselves from related investigations or litigation, failure of our operational safeguards against breaches in data security, privacy, conflicts of interest or employee misconduct, our expected tax rate, and our expectations with respect to deferred tax assets, adverse effects of management focusing on implementation of a growth strategy, failure to develop and maintain the Silvercrest brand and other factors disclosed under “Risk Factors” in this annual report on Form 10-K. We undertake no obligation to publicly update or review any forward-looking statement, whether as a result of new information, future developments or otherwise, except as required by law.

Summary Risk Factors

Our business is subject to risks of which you should be aware before making an investment decision. The risks described below are a summary of the principal risks associated with an investment in us and are not the only risks we face. These and other risks are discussed more fully in the section entitled “Risk Factors” in Part II, Item 1A and elsewhere in this Annual Report on Form 10-K (our “Risk Factors”). Additional risks and uncertainties not presently known to us or that we currently believe to be immaterial may also adversely affect our business and the trading price of our securities.

Risks Related to our Investment Performance and the Financial Markets

- Volatile market conditions could adversely affect our business in many ways, including by reducing the value of our assets under management or causing clients to withdraw funds, either of which could materially reduce our revenues, adversely affect our financial condition and earnings, and expose us to litigation risks.
- We may not be able to maintain our current fee structure as a result of poor investment performance, competitive pressures or as a result of changes in our business mix, which could have a material adverse effect on our profit margins and results of operations.
- The historical returns of our existing investment strategies may not be indicative of their future results or of the future results of investment strategies we may develop in the future.
- We derive a substantial portion of our revenues from a limited number of our strategies and clients and contracts and relations that may be terminated on no notice.
- The long-only, equity investment focus of the majority of our strategies exposes us to greater risk than certain of our competitors whose investment strategies may also include non-equity securities or hedged positions.
- The performance of our investment strategies or the growth of our assets under management may be constrained by the unavailability of appropriate investment opportunities.
- Our investment strategies may not obtain attractive returns in the short-term or during certain market periods.
- Our investment process requires us to conduct extensive fundamental research on any company before investing in it, which may result in missed investment opportunities and reduce the performance of our investment strategies.
- Our International Equity Strategies invest principally in the securities of non-U.S. companies, which involve foreign currency exchange, tax, political, social and economic uncertainties and risks.

Risks Related to our Key Professionals

- The loss of key investment professionals or members of our senior management team could have a material adverse effect on our business.

- Competition for qualified investment, management and marketing and client service professionals is intense and we may fail to successfully attract and retain qualified personnel in the future.

Risks Related to our Growth

- Our efforts to establish and integrate new investment teams, strategies, or enter into new lines of business, may be unsuccessful and could negatively impact our results of operations and our reputation and our ability to grow assets under management.
- The due diligence process that we undertake in connection with strategic investments or acquisitions or entry into joint ventures may not reveal all facts that may be relevant in connection with an investment, which could subject us to unknown liabilities.
- The significant growth we have experienced may be difficult to sustain.

Risks Related to our Structure

- The rights of holders of Class B units of Silvercrest L.P. may give rise to conflicts of interest.
- We provide a broad range of services to the Silvercrest Funds and family office services, which may expose us to liability.
- Our ability to pay taxes and expenses, including payments under the tax receivable agreement, may be limited by our structure.
- We will be required to pay principals for certain tax benefits we may claim, and the amounts we may pay could be significant.
- In certain cases, payments under the tax receivable agreement to our principals may be accelerated and/or significantly exceed the actual benefits we realize in respect of the tax attributes subject to the tax receivable agreement.
- If we were deemed an investment company under the Investment Company Act as a result of our ownership interest in Silvercrest L.P., applicable restrictions could make it impractical for us to continue our business as contemplated and could have a material adverse effect on our business.

Risk Related Generally to the Regulatory Environment in Which we Operate

- We are subject to extensive and rapidly changing regulation that imposes numerous obligations on our business.
- We could be subject to regulatory investigations, which could harm our reputation and cause our funds to lose existing investors or us to lose existing accounts or fail to attract new investors or accounts.
- Failure to comply with “pay to play” regulations implemented by the SEC and certain states, and changes to the “pay to play” regulatory regimes, could adversely affect our business.

Risks Related Generally to our Business

- Our failure to comply with investment guidelines set by our clients and limitations imposed by applicable law could result in damage awards against us and a loss of our assets under management.
- Employee misconduct and certain operational risks, including the threat of cyber-attacks or improper disclosure of personal data, may disrupt our business or damage our reputation, which could result in losses or limit our growth.
- Failure to properly address conflicts of interest could harm our reputation, business and results of operations.
- The investment management industry faces substantial litigation risks that could have a material adverse effect on our business, financial condition or results of operations or cause significant reputational harm to us.
- The investment management industry is intensely competitive.
- Reductions in business sourced through third-party distribution channels, or their poor reviews of us or our products, could materially reduce our revenue and ability to attract new clients.
- A change of control could result in termination of our sub-investment advisory and investment advisory agreements.
- If our risk-management techniques are ineffective, we may be exposed to material unanticipated losses.
- Our reliance on prime brokers, custodians, administrators and other agents subjects us to certain risks relating to their execution of transactions and their solvency, and the failure by or insolvency of, any such person could adversely affect our business and financial performance.
- If we incur indebtedness or issue senior equity securities, we will be exposed to additional risks, including the typical risks associated with leverage.
- Future financings could adversely affect us and our common stockholders by diluting existing stockholders or by placing restrictions on our ability to run our business, including making distributions to unitholders.
- Newly enacted laws or regulations and future changes in the taxation of businesses may impact our effective tax rate or may adversely affect our business, financial condition and operating results.

- The market price and trading volume of our Class A common stock may be volatile, which could result in rapid and substantial losses for our stockholders.
- Future issuances and sales of our Class A common stock in the public market could lower our stock price, and any additional capital raised by us through the sale of equity or convertible securities may dilute your ownership in us.
- The requirements of being a public company may strain our resources and distract our management, which could make it difficult to manage our business.
- Anti-takeover provisions in our second amended and restated certificate of incorporation and amended and restated bylaws could discourage a change of control that our stockholders may favor, which also could adversely affect the market price of our Class A common stock.
- If securities or industry analysts do not publish research or publish inaccurate or unfavorable research about our business, our stock price and trading volume could decline.
- The Company has been impacted by the COVID-19 pandemic and cannot predict what effects COVID-19 may have on the Company's business, clients, vendors, and other business partners in the future.

PART I.

Item 1. Description of Business.

Our Guiding Principles

We operate our business in accordance with the following guiding principles:

- We seek to create, build and maintain an environment that encourages innovation and original thought and apply this fresh thinking to the needs of our clients and our firm.
- We seek to attract, motivate and retain unusually talented and ambitious professionals who share a passion for the investment business and an antipathy for corporate bureaucracy and office politics.
- We seek to conduct ourselves in all our dealings as highly ethical, responsible and competent professionals who always place our clients' financial interests ahead of our own.
- We seek to encourage and nurture an entrepreneurial, collegial and action-oriented business culture in which "fun" is inevitable and decisions are generally consensual.

Our Company

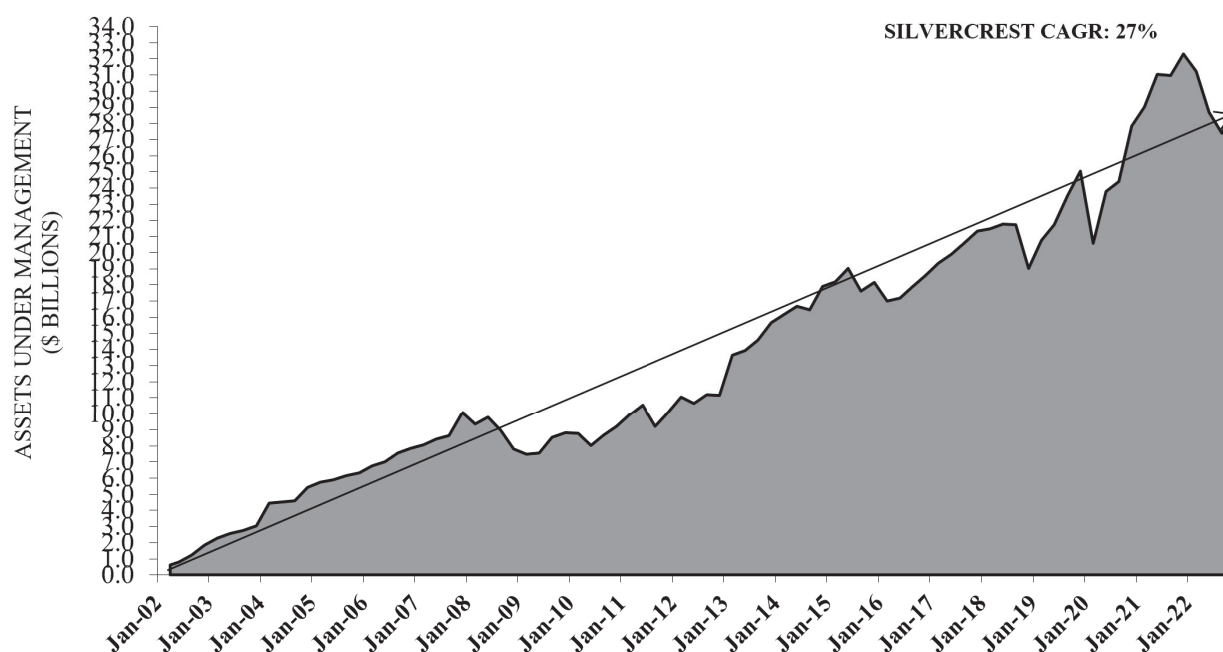
We are a full-service wealth management firm focused on providing financial advisory and related family office services to ultra-high net worth individuals and institutional investors. In addition to a wide range of investment capabilities, we offer a full suite of complementary and customized family office services for families seeking comprehensive oversight of their financial affairs. As of December 31, 2023, our assets under management were \$33.3 billion.

We were founded 21 years ago on the premise that if we staffed and organized our business to deliver a combination of excellent investment performance together with high-touch client service, we would differentiate our business from a crowded field of firms nominally in the wealth management business. We seek to attract and serve a base of individuals and families with \$10 million or more of investable assets, and we believe we are well-positioned to offer comprehensive investment and family office service solutions to families with over \$25 million of investable assets. As of December 31, 2023, we had 835 client relationships with an average size of \$39 million that represented approximately 99% of our assets under management. Our top 50 relationships averaged \$421 million in size, and such amount represented approximately 63% of our assets under management. As a boutique, we are large enough to provide an array of comprehensive capabilities, yet agile enough to coordinate and deliver highly personalized client service.

Our annual client retention rate has averaged 98% since 2006 and, as shown below, the compound annual growth rate, or CAGR, in our assets under management since inception is 27%. Our growth rate in any 12-month period ending on the last day of a fiscal quarter since inception ranged from (23%) to 1,142%, with a mean of 32%. We believe our record of growth is a direct result of our demonstrated record of delivering excellent performance together with highly personalized service to our clients.

ASSETS UNDER MANAGEMENT GROWTH

4/1/02-12/31/23



Our organic growth has been complemented by selective hiring and by nine successfully completed strategic acquisitions that have expanded not only assets under management, but also our professional ranks, geographic footprint and service capabilities. We believe additional acquisitions will allow us to extend our geographic presence nationally. As we grow, we will maintain our value proposition to continue to deliver to our clients excellent investment performance together with excellent client service, the essence of what differentiates us from our competitors.

Our clients engage us to advise them on traditional investment strategies focused on equities, fixed income and cash as well as non-traditional investment strategies including hedge funds, private equity funds, real estate and commodities. Our clients receive a full menu of proprietary investment capabilities together with a focused array of complementary non-proprietary capabilities offered by unaffiliated firms selected by us. In addition to our investment capabilities, we also provide our clients with family office services and related administrative services, which include financial planning, tax planning and preparation, partnership accounting and fund administration, and consolidated wealth reporting. Our fees for our investment advisory services, non-proprietary services and family office and related administrative services are structured to align our financial incentives with those of our clients to ensure they receive unconflicted advice. The vast majority of our fees are derived from discretionary assets under management, and are based on the value of the assets we manage for our clients. These fees increase if our clients' assets grow in value; on the other hand, these fees decrease if our clients' assets decline in value. Unlike our management fees, our fees for family office services and related administrative services are generally not based on or correlated to market values. For these services, we generally charge our clients a negotiated fee based on the scope of work. These services create strong client relationships and contribute meaningfully to our record of client retention.

As of December 31, 2023, approximately 69% of our discretionary assets under management were held for individual clients and 31% for institutional clients. Based on the results we have achieved in a number of our equity strategies, we continue to attract a significant amount of institutional investor interest. Our equity capabilities are on the approved lists of several prominent institutional consultants and, as a result, we believe significant institutional growth is likely to continue in future years.

History, Organization and Philosophy

When forming our company, our founders had the objective of creating a large full-service boutique operation focused on managing portfolios and delivering financial advice to wealthy individuals and select institutions. We commenced operations in April of 2002 as a corporation. Our first partners and employees came almost entirely from Donaldson, Lufkin & Jenrette (“DLJ”) Asset Management Group, which had been acquired by Credit Suisse Asset Management in late 2000. In 2002, we carefully recruited and hired the same equity, fixed income and client service teams with whom our clients had worked at DLJ Asset Management Group. As of December 31, 2023, approximately eight percent of our 152 employees are veterans of DLJ. Many of our principals, therefore, have worked together for 27 years and, in some cases, even longer.

On June 26, 2013, Silvercrest completed its corporate reorganization, and on July 2, 2013, Silvercrest closed its initial public offering. Prior to that date, Silvercrest was a private company.

Our headquarters are located in New York City with additional offices in Massachusetts, Virginia, New Jersey, California and Wisconsin. From inception, we have embraced an organizational structure in which the primary functions of client service, investments, technology and operations, and business administration are organized and staffed with professionals who specialize in each of those functions. This structure permits each professional to focus on his or her area of expertise without the distraction of other business responsibilities. At many other firms, the senior professionals are expected to serve multiple roles simultaneously, which we believe dilutes the value to clients and makes scaling the business effectively unachievable. We firmly believe that our business structure represents a better approach and will permit us to greatly expand our business on our existing platform.

To meet our primary objective to deliver strong investment results, we seek to add value through our asset allocation advice, as well as through our proprietary equity and fixed income strategies and outsourced investment capabilities. We recruited and hired a team of seasoned securities analysts who have an institutional caliber approach to security selection and a long record of success in implementing their strategies. We encourage them to focus 100% of their professional time on the task of securities selection. Our in-house growth and value equity analysts are focused on U.S. large cap, small cap, smid cap, multi cap, equity income and focused value equity strategies. On the fixed income side, our analysts are focused on high-grade municipals, high-yield municipals and high-grade taxables.

In order to deliver excellent client service, our portfolio managers are charged with the responsibility of working individually with each client to help define investment objectives, risk tolerance, cash flow requirements and other financial needs. Client-facing portfolio managers, their support staffs and the family office services group, account for 64% of our total employees, a reflection of our high commitment to excellent client service. We are staffed to ensure that each client receives senior level personal attention.

We have a staff of seven professionals who work with our portfolio managers to deliver family office services to interested clients. The fees for family office services are negotiated with the client and generally are not asset-based. For this reason, the revenues generated by our family office services are non-correlated to market movements and provide us with a diversified source of earnings. We believe these family office services have been an attractive component of our overall value proposition and engender a stronger relationship with our clients, leading to greater client retention and the institutionalization of client relationships.

Our Growth Strategy

We built our company to take market share from financial services firms whose wealth management models we believe are flawed. Our growth strategy has been and will continue to be to grow our business organically, to complement our organic growth with strategic hires and acquisitions and to expand our presence in the institutional market. In support of each of these initiatives we plan to continue to invest in establishing our brand through continued selective advertising and public relations.

Organic Growth

We have a proven ability to identify, attract and retain ultra-high net worth clients who seek a firm designed to deliver excellent investment performance and excellent client service. Our organizational model of separate and distinct business functions has proven scalable and our company’s assets under management have grown to \$33.3 billion as of December 31, 2023 without a commensurate increase in headcount. Importantly, we have achieved our growth while maintaining our profitability during one of the most challenging periods in the history of the U.S. financial markets. Going forward, we will continue to execute our business plan for attracting ultra-high net worth clients.

The business of attracting ultra-high net worth clients is the business of obtaining referrals and gaining trust. At our company, these responsibilities reside principally with our portfolio managers. Our senior portfolio managers have on average nearly 41 years of industry experience and they have developed a wealth of contacts and professional referral sources as a result of that experience. In spearheading the effort to deliver excellent performance and service to their clients, our portfolio managers have developed very close relationships with their clients and in many cases these relationships are much older than our company itself. Much of our new business results from referrals from existing clients. In this regard, it is critical that our portfolio managers work closely with each of their clients to establish and maintain the trust that is at the heart of the relationship.

Where appropriate, our portfolio managers are also encouraged to introduce our clients to our family office services capabilities and we have capacity for growth in client utilization of these services. Five of our ten largest clients use our family office services and some of these clients have closed their own family offices to consolidate those activities with us. This is a profitable business for us and it serves to tighten our ties to those clients who avail themselves of the services we offer. It is also extremely useful to us in new business competitions where we use these services as a differentiator from our competitors. We continue to see the opportunity for greater penetration with our current clients in future years.

Complementing the efforts of our senior portfolio managers to cultivate client referrals, our business development team is charged with identifying newly-formed wealth (resulting from merger, acquisition or corporate finance) and then creating customized solicitations. Our objective is two-fold: we will expand awareness of our company and its capabilities by distributing our marketing materials to this new audience and we will attract a certain amount of new business. The basis of this effort is careful research designed to ascertain if the prospect has any relationship with us-or any of our clients or friends-and then our solicitation is tailored to those circumstances.

In all of our business development efforts we devote a great deal of time and effort to developing highly customized and detailed proposals for our prospects. In order to do so, we spend as much time as is required to thoroughly understand the prospect's circumstances and goals as well as the sources of its dissatisfaction with its existing adviser. Where appropriate our proposals include the integration of our entire suite of family office services. We believe our customized new business presentations distinguish us from both our much larger competitors, which have substantial resources, but whose size, we believe, may impede them from easily tailoring solutions to suit clients' needs, as well as from our smaller competitors which, we believe, do not have our depth of resources or capabilities.

Acquired Growth

From our inception, our organic growth has been complemented by selective hiring and strategic acquisitions, which have served to enlarge our client base, expand our professional ranks, increase our geographic presence and broaden our service capabilities. We therefore expect to continue to recruit and hire senior portfolio managers with significant client relationships as well as successful investment professionals with capabilities currently not available internally to us. We have used acquisitions to extend our presence into new geographies (Massachusetts, Virginia, New Jersey, California and Wisconsin) and to gain new investment expertise. The nine strategic acquisitions we have successfully completed have allowed us to benefit from economies of scale and scope.

In making acquisitions, we look for firms with compatible professionals of the highest integrity who believe in our high service-high performance model for the business. It is important that their clientele be principally clients of high net worth and it is helpful if they have similar value and growth-based investment methodologies. These firms are attracted to our company by the strength of our brand, the breadth of our services and the integrity of our people. Often these firms are extremely limited in the investment products and services they can offer their clients and it is not uncommon that they have succession or other management issues to resolve. In addition, the high and growing cost of compliance with federal and state laws governing their business is often an added inducement. We believe we will become the partner of choice for many such firms.

To continue implementing our growth strategy, we intend to establish additional U.S. offices in major wealth centers on the West Coast, in the Southwest and in the Midwest in order to be closer to both our clients and to prospective clients.

Our past acquisitions have sharpened our ability to integrate acquired businesses, and we believe that once we identify an acquisition target we will be able to complete the acquisition and integrate the acquired business expeditiously.

Institutional Growth

After fifteen years of effort focused on cultivating relationships with institutional investment consultants, we continue to regularly make new business presentations to institutional investors, including public and corporate pension funds, endowments, foundations, and their consultants.

We are on the “approved” lists of certain prominent institutional investment consultants, which means that these consultants would be permitted to recommend our firm to institutional clients in search of a particular investment strategy for their clients. This has significantly enhanced our ability to win mandates that these consultants seek for their institutional clients and, as a result, we have won institutional mandates in our equity strategies. We expect this trend to continue once it is publicly known that these and other institutions have engaged us to manage significant portfolios for them. The importance of institutional growth to our company is noteworthy: institutional assets will likely expand not only our assets under management but also our profit margins; and the due diligence conducted by these institutions before selecting us will ratify and confirm the decisions to hire us made by our individual clients.

Over the past few years we have deliberately and gradually built our team and capability focused on providing Outsourced Chief Investment Officer services (“OCIO”). These services typically involve management on a discretionary or advisory basis for complex, multi-asset class pools of capital, often for tax exempt entities. On a discretionary engagement, our team provides a full-service approach inclusive of asset allocation, manager selection and due diligence, customized portfolio construction and risk analytics. On an advisory basis, these services can be performed without discretion or on a tailored basis. Traditionally, investment committees of these entities would manage the assets directly. However, with the growth in the size and complexity of many asset pools, these entities are often seeking outside management and advice.

Brand Management

We have invested heavily to build, maintain and extend our brand. We have done so in the belief that creating awareness of our company and its differentiated characteristics would support all aspects of our business, but most notably our growth.

With limited resources, we have created a focused national advertising campaign, which has drawn praise from clients, prospects and competitors alike. We have carefully chosen media outlets that reach our target audience efficiently. This effort has resulted in appearances on CNBC. We estimate that the new business that we get directly as a result of our advertising finances its cost.

Complementing our advertising strategy, and again, with limited resources, we have also invested in an effort to get media coverage of our company in some of the nation’s most prestigious national publications as well as in industry journals and newsletters. This effort has resulted in press coverage by the *Wall Street Journal*, *Barron’s*, *Bloomberg*, the *Financial Times* and *The New York Times* as well as various trade publications distributed within our industry. This public relations effort has proven very helpful in establishing our company as a leader in our industry.

Our Business Model

We were founded in 2002 to provide independent investment advisory and related family office services to ultra-high net worth individuals and endowments, foundations and other institutional investors. To this end, we are structured to provide our clients with institutional-quality investment management advice and/or services with the superior level of service expected by wealthy individuals.

To provide this high level of service, we rely on portfolio management teams and our family office services team to provide objective, conflict-free investment management selection and a fully integrated, customized family-centric approach to wealth management. We believe the combination of comprehensive family office service, excellent investment capabilities and a high level of personal service allows us to take advantage of economies of scale to service the needs of our ultra-high net worth clients.

We have dedicated investment management teams tasked with successfully implementing their respective investment strategies. To increase the probability of success in meeting this objective, our analysts are not responsible for client interaction, management of our business, marketing or compliance oversight. This enables us to effectively serve ultra-high net worth clients as well as institutions that typically perform in-depth due diligence before selecting a manager.

Delivering Investment Performance

The Investment Policy & Strategy Group (“IPSG”), which is comprised of our chief strategist and several of our senior portfolio managers, is charged with the responsibility of adding value through asset allocation and manager selection. This is done through the use of our proprietary investment management by our internal analysts, and by those whom we believe are best-of-breed external managers.

The IPSG develops model asset allocations assuming differing levels of risk, liquidity and income tolerance as well as conducting outside manager due diligence. Our proprietary model portfolio structures are not merely a backward-looking, mechanical exercise based on the past performance of different asset classes. Instead, our IPSG overlays our judgment on the likely future performance of different asset classes in arriving at optimal portfolio structures. None of our dedicated investment analysts serves on this committee, which safeguards the independence of the IPSG's recommendations.

Our portfolio managers are responsible for creating a customized investment program for each client based upon the IPSG's work. An interactive dialogue ensures that each portfolio plan is based upon each client's defined written objectives. Each client's portfolio strategy takes into account that client's risk tolerance, income and liquidity requirements as well as the effect of diversifying out of low-basis and/or sentimental holdings.

Historically, the IPSG has added value to our clients' portfolios through asset allocation weightings and manager selection.

From inception, we have employed a system of peer group reviews to ensure that client portfolios have been constructed in a manner consistent with our best collective thinking. In annual peer group reviews, the asset allocation within each client portfolio is compared with such portfolio's defined objectives and portfolios that are not fully aligned with the investment objective are then singled out for further review and discussion. Our objective is for all clients to receive our best thinking and for portfolio managers to manage portfolios consistently with our policy. As a combination of these various factors, the client relationship is with us and not merely with an individual at our company.

We believe that it is impossible for a single manager to perform all forms of investing equally well. Thus, our core proprietary investment capabilities are focused on a narrow range of highly disciplined U.S. equity and fixed income management strategies. Our investment teams have exhibited strong performance records. With respect to these strategies, roughly 55% of our total assets under management are managed in our proprietary investment strategies.

Our outsourced investment capabilities include alternative investments as well as traditional investment approaches in the categories of domestic large, mid and small cap growth equity, international equities and high-yield bonds.

Proprietary Equity Strategies

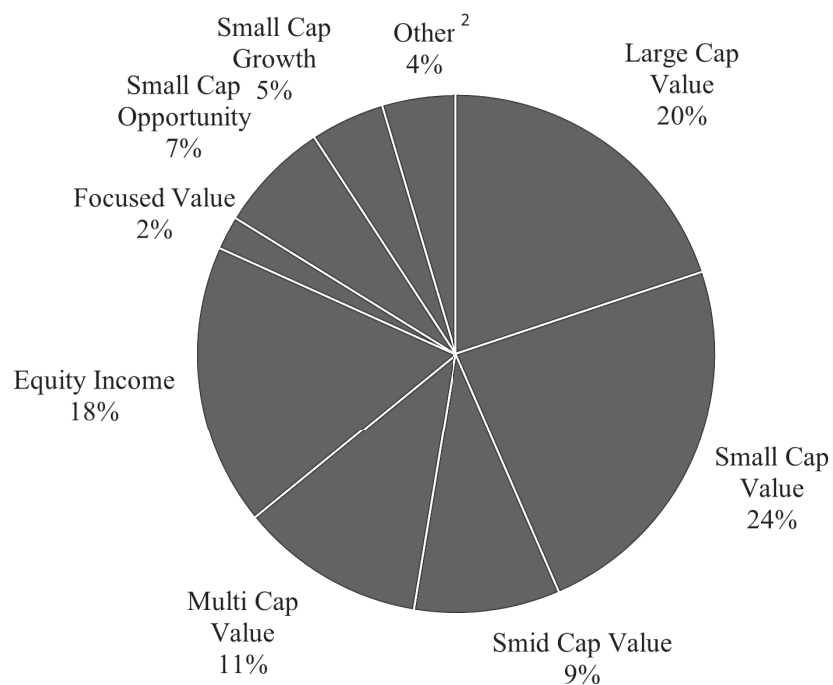
Our equity strategies rely on a team-based investment approach and a rigorous investment process. This approach has resulted in returns that exceed relevant market benchmarks. We believe this team approach has provided and will continue to provide consistency to our investment process and results over the long-term. Our investment analysts are generalists who employ a "bottom-up" equity selection methodology based upon their respective value, growth and international investment styles. Our analysts collectively monitor a universe of approximately 250 stocks that are deemed to be attractively valued relative to their business outlook and management's history of creating shareholder value.

Once stocks have been approved for investment from this body of research, they become part of one or more model equity portfolios. These are generally large cap, small cap, smid cap, multi-cap, equity income and focused value. Each stock position is continually monitored against its investment thesis to ensure investment discipline, and, leveraging this discipline, we employ a strict policy to trim or sell securities in the following circumstances:

- when a stock is excessively valued in our models or the best case scenario is reflected in the stock price;
- due to a stock's outperformance, which can adversely affect a portfolio's diversification;
- due to underperformance, when a stock trails relevant benchmarks by more than 10%; or
- when the investment thesis changes, due to a loss of confidence in management, a change in business prospects or the deterioration in earnings quality.

Below is a breakdown of assets among the various proprietary equity strategies as of December 31, 2023:¹

PROPRIETARY EQUITY ASSET BREAKDOWN
as of 12/31/2023



-
1. As of the filing of this annual report our small cap value strategy is closed to new investors. The strategy may be reopened if one or more of our investors elects to rebalance its assets, which may occur at any time.
 2. Includes smid cap growth, focused opportunity, small cap concentrated, energy infrastructure, REIT, core international, international multi cap value, global multi cap value, emerging markets, focused international value and international small cap strategies.

Each of our equity strategies has outperformed its benchmark since inception as illustrated by the following chart:

PROPRIETARY EQUITY PERFORMANCE ^{1, 2} AS OF 12/31/23	ANNUALIZED PERFORMANCE					
	INCEPTION	1-YEAR	3-YEAR	5-YEAR	7-YEAR	INCEPTION
Large Cap Value Composite	4/1/02	13.0	9.6	13.4	11.7	9.4
Russell 1000 Value Index		11.5	8.9	10.9	8.3	7.6
Small Cap Value Composite	4/1/02	15.6	9.0	11.7	7.4	10.3
Russell 2000 Value Index		14.6	7.9	10.0	6.1	7.9
Smid Cap Value Composite	10/1/05	9.6	6.4	9.6	7.0	9.2
Russell 2500 Value Index		16.0	8.8	10.8	7.1	7.6
Multi Cap Value Composite	7/1/02	12.4	7.1	11.1	8.9	9.4
Russell 3000 Value Index		11.7	8.8	10.8	8.2	8.1
Equity Income Composite	12/1/03	7.0	8.4	9.4	8.7	10.8
Russell 3000 Value Index		11.7	8.8	10.8	8.2	8.2
Focused Value Composite	9/1/04	4.4	2.5	6.6	5.6	9.1
Russell 3000 Value Index		11.7	8.8	10.8	8.2	8.0
Small Cap Opportunity Composite	7/1/04	18.1	5.1	12.6	10.1	10.8
Russell 2000 Index		16.9	2.2	10.0	7.3	8.0
Small Cap Growth Composite	7/1/04	7.5	(1.0)	12.8	12.1	10.5
Russell 2000 Growth Index		18.7	(3.5)	9.2	8.1	8.2
Smid Cap Growth Composite	1/1/06	11.5	(5.3)	14.9	13.7	10.5
Russell 2500 Growth Index		18.9	(2.7)	11.4	10.2	9.2

¹ Returns are based upon a time weighted rate of return of various fully discretionary equity portfolios with similar investment objectives, strategies and policies and other relevant criteria managed by Silvercrest Asset Management Group LLC ("SAMG LLC"), a subsidiary of Silvercrest. Performance results are gross of fees and net of commission charges. An investor's actual return will be reduced by the advisory fees and any other expenses it may incur in the management of the investment advisory account. SAMG LLC's standard advisory fees are described in Part 2 of its Form ADV. Actual fees and expenses will vary depending on a variety of factors, including the size of a particular account. Returns greater than one year are shown as annualized compounded returns and include gains and accrued income and reinvestment of distributions. Past performance is no guarantee of future results. This report contains no recommendations to buy or sell securities or a solicitation of an offer to buy or sell securities or investment services or adopt any investment position. This report is not intended to constitute investment advice and is based upon conditions in place during the period noted. Market and economic views are subject to change without notice and may be untimely when presented here. Readers are advised not to infer or assume that any securities, sectors or markets described were or will be profitable. SAMG LLC is an independent investment advisory and financial services firm created to meet the investment and administrative needs of individuals with substantial assets and select institutional investors. SAMG LLC claims compliance with the Global Investment Performance Standards (GIPS®).

² The market indices used to compare to the performance of our strategies are as follows:

The Russell 1000 Index is a capitalization-weighted, unmanaged index that measures the 1000 smallest companies in the Russell 3000. The Russell 1000 Value Index is a capitalization-weighted, unmanaged index that includes those Russell 1000 Index companies with lower price-to-book ratios and lower expected growth values.

The Russell 2000 Index is a capitalization-weighted, unmanaged index that measures the 2000 smallest companies in the Russell 3000. The Russell 2000 Value Index is a capitalization-weighted, unmanaged index that includes those Russell 2000 Index companies with lower price-to-book ratios and lower expected growth values. The Russell 2000 Growth Index is a capitalization-weighted, unmanaged index that includes those Russell 2000 Index companies with higher price-to-book ratios and higher forecasted growth.

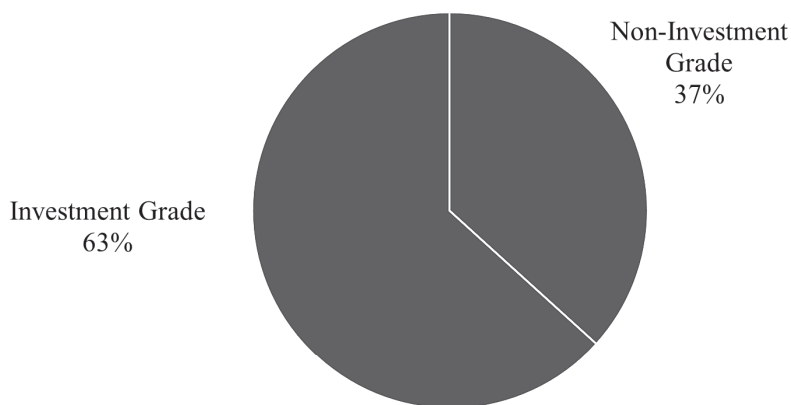
The Russell 2500 Index is a capitalization-weighted, unmanaged index that measures the 2500 smallest companies in the Russell 3000. The Russell 2500 Value Index is a capitalization-weighted, unmanaged index that includes those Russell 2000 Index companies with lower price-to-book ratios and lower expected growth values. The Russell 2500 Growth Index is a capitalization-weighted, unmanaged index that includes those Russell 2500 Index companies with higher price-to-book ratios and higher forecasted growth.

The Russell 3000 Value Index is a capitalization-weighted, unmanaged index that measures those Russell 3000 Index companies with lower price-to-book ratios and lower forecasted growth.

Proprietary Fixed Income Strategies

In the management of fixed income investments, clients typically give us the mandate to produce stable returns to dampen the volatility of their portfolios as a counter-weight to equities as part of their complete asset allocation. For those investors who can take advantage of the tax exemption of municipal bonds, we have developed two high-yield municipal bond products designed to add value to the returns possible from high-grade bonds in a low interest rate environment. Below is the breakdown of assets under management by strategy as of December 31, 2023:

PROPRIETARY FIXED INCOME ASSET BREAKDOWN as of 12/31/2023



Our fixed income strategy employs a bottom-up fundamental value approach designed to minimize the risk of loss. Almost all of our bond portfolios are highly customized and focused on income and liquidity generation as opposed to capital appreciation.

Outsourced Manager Selection

Recognizing the value of diversification to our clients, we offer a variety of outsourced investment capabilities designed to complement our proprietary capabilities. These outsourced capabilities include managers who have long records of success in managing growth equities, international equities, taxable high-yield bonds, hedge funds and other strategies not offered on a proprietary basis by us. In selecting these managers, we utilize an investment manager database for initial screening and then a dedicated staff conducts on-site due diligence. Potential managers are reviewed and selected by our IPSG. Our selection criteria include the following:

- *Highly Consistent Returns.* We emphasize consistency of performance over strong performance marked by high volatility.
- *Tax Sensitivity.* We seek managers with a low turnover style of management designed to achieve attractive after-tax rates of return.
- *Solid Operations and Technology.* We require each manager to produce evidence that it has strong technology and operations capabilities as well as vigorous compliance adherence.
- *Alignment of Interest.* We require evidence that the strategy's key people have significant equity in their company and are motivated to stay in place.
- *Willingness to Negotiate Fees.* We require our managers to accept a significant discount in their management fees because we expect to manage all aspects of the client relationship. Their only responsibility is to manage the capital entrusted to them. No manager has refused to offer the discounts we seek.

For large clients with significant hedge fund exposure, we offer a hedge fund advisory service that creates customized hedge fund portfolios. Each of our funds of funds appears below:

- *Silvercrest Hedged Equity Fund* is designed to complement and diversify long-only equity portfolios through investments with managers who employ long and short strategies;
- *Silvercrest International Fund* provides investors with broad coverage of international markets, spanning developed, emerging and frontier markets;
- *Silvercrest Special Situations Fund* is designed to outperform traditional benchmarks with less volatility; and
- *Silvercrest Jefferson Fund* is designed to outperform its benchmarks on a risk-adjusted basis for investors who seek to minimize risk and preserve capital.

We have two types of fee arrangements with outsourced managers. Clients may either pay a discounted fee, negotiated by us, directly to the manager who retains the entire fee, or pay directly to the manager, who then distributes a portion of the fee to us. Clients are informed of the applicable arrangement and sign a written acknowledgement.

Delivering Client Service

We take a holistic approach to client service, whereby a senior portfolio manager spearheads the coordination of the IPSG recommendations, family office services work and the investment management team in order to deliver the full range of our capabilities to the client.

Five out of our ten largest high net worth clients use one or more components of our family office services. We believe that this is an attractive growth area for our company and we have initiated plans to increase the provision of these services to both broaden relationships with existing clients and to attract potential clients. Our family office services are profitable and are not used as a loss-leader for attracting clients. Our family office capabilities include the following:

- Financial Planning;
- Tax Planning and Preparation;
- Partnership Accounting and Fund Administration;
- Consolidated Wealth Reporting;
- Estate or Trust Agency; and
- Art Consultancy and Management.

For institutional client relationships, contact with our clients is handled by a dedicated institutional client service team headed by a Managing Director who also maintains our relationships with institutional investment consultants. This structure permits our investment professionals to maintain their focus on achieving superior investment results without the distraction of client demands.

Competition

The wealth management industry is highly competitive and is comprised of many players. We compete directly with some of the largest financial service companies, as well as some of the smallest. We primarily compete on the basis of several factors, including our level of service, the quality of our advice, independence, stability, performance results, breadth of our capabilities and fees. In general, these competitors fall into one of the following categories:

- ***Diversified Financial Institutions*** have divisions aimed at providing wealth management solutions to the high net worth segment that are usually staffed by brokers.
- ***Asset Management Firms*** offer proprietary institutional and retail asset management services catering to the high net worth segment largely with off-the-shelf products.
- ***Trust Companies*** combine fiduciary and investment services as well as ancillary financial services.
- ***MFO/RIAs*** focus exclusively on the high net worth segment and are frequently dominated by one or two families.

As a registered investment adviser that is not affiliated with other financial firms, we are free from the conflicts associated with brokerage or investment banking firms. In advising our clients on portfolio strategies, we are motivated to meet our clients' investment objectives—not to generate commissions or placement fees—and to focus solely on providing excellent service and investment performance.

We have the size and resources to compete with larger organizations, and unlike many smaller firms, to provide our clients with fully customized, full-service wealth management and integrated family office solutions.

While many competitors outsource investment management, we have chosen to compete with excellent proprietary investment capabilities coupled with a focused array of complementary non-proprietary capabilities offered by unaffiliated firms. This combination enables us to compete for and win the business of wealthy investors. We believe this is a key to our past and future success.

Employees

As of December 31, 2023, we had 149 full-time employees and three part-time employees. None of our employees are subject to a collective bargaining agreement. We believe that relations with our employees continue to remain strong.

We are a full-service wealth management firm and our most important resources are our employees. We have a long history of low employee turnover which is directly the result of a culture that embraces an organizational structure in which the primary functions of client service, investments, technology, operations, and business administration are organized and staffed with professionals who specialize in each of those functions. This structure permits each professional to focus on his or her area of expertise without the distraction of other business responsibilities.

We attract talented individuals who share our entrepreneurial spirit and embrace our culture which is focused on delivering a combination of excellent investment performance together with high-touch client service.

Employees have opportunities for promotion either within their specific discipline or by joining other groups within the firm. We have also gained expertise in several disciplines as a result of acquisitions that we have completed which has resulted in filling necessary roles within the firm. Furthermore, several employees have been promoted to partner throughout our history.

Our firm also provides employees with opportunities to become members of various committees covering many disciplines including technology, operations and the Silvercrest Academy which provides internal professional development to all members of the firm. Many of our younger employees are provided the opportunity to take on leadership roles in the aforementioned committees as part of their own professional development. This allows employees to participate in firm advancement and encourages further collaboration throughout Silvercrest.

We also offer employees tuition assistance in order to support their educational aspirations and development within the firm.

Our employees and culture differentiate Silvercrest from other firms in the wealth management space and we will continue to attract and develop talent necessary to ultimately deliver on the promise of providing exceptional service to our clients and colleagues.

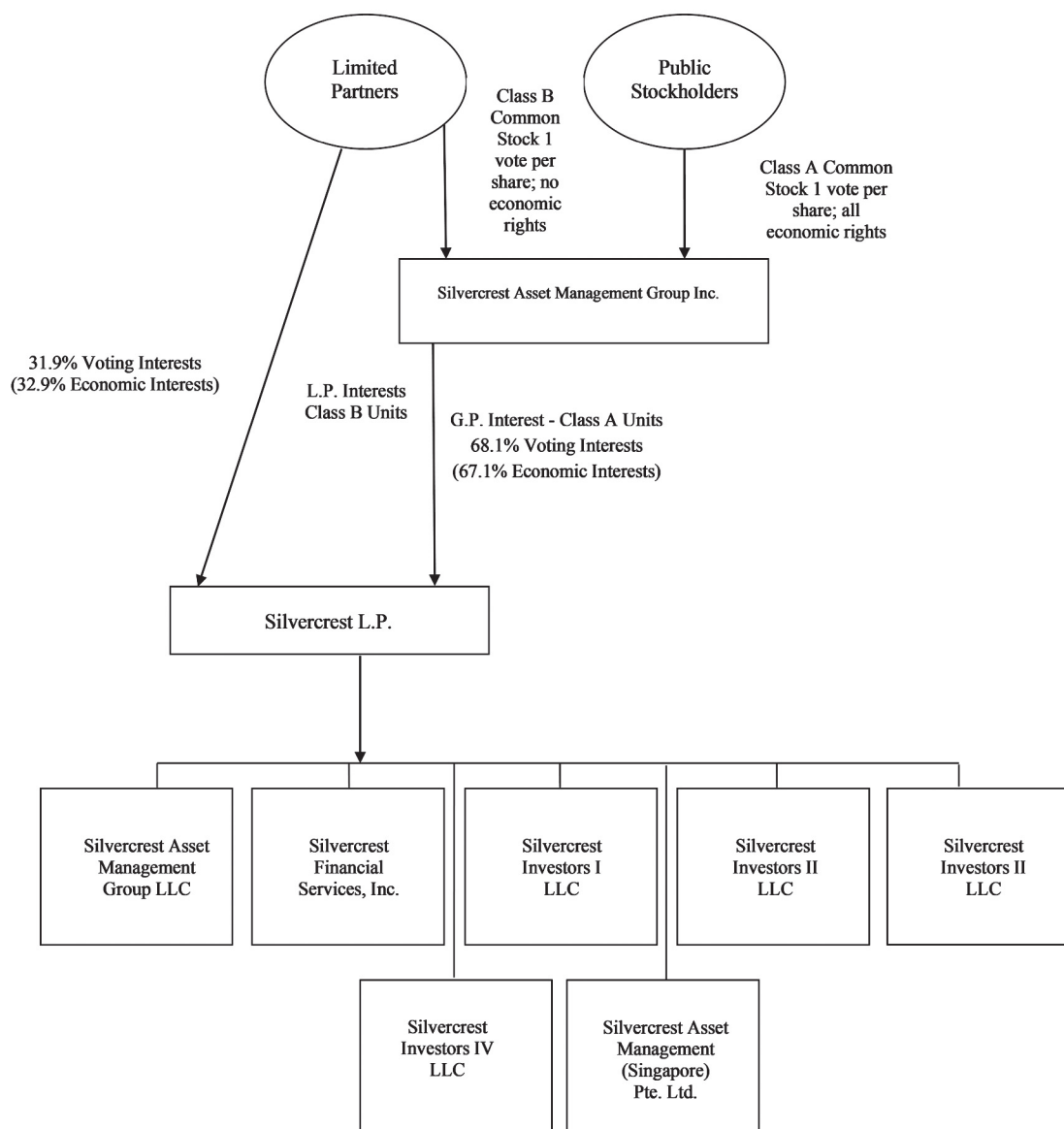
Our Structure and Reorganization

Holding Company Structure

Our only business is acting as the general partner of Silvercrest L.P. and, as such, we will continue to operate and control all of its business and affairs and consolidate its financial results into our financial statements. The ownership interests of holders of limited partnership interests of Silvercrest L.P. are accounted for as a non-controlling interest in our consolidated financial statements.

Net profits, net losses and distributions of Silvercrest L.P. are allocated and made to each of its partners on a pro rata basis in accordance with the number of partnership units of Silvercrest L.P. held by each of them. In addition, Silvercrest L.P. has issued deferred equity units and restricted stock units exercisable for Class B units that entitle the holders thereof to receive distributions from Silvercrest L.P. to the same extent as if the underlying Class B units were outstanding.

Set forth below is our holding company structure and ownership as of December 31, 2023.



- (1) Each share of Class B common stock is entitled to one vote per share. Class B stockholders have the right to receive the par value of the Class B common stock upon our liquidation, dissolution or winding-up.
- (2) Each share of Class A common stock is entitled to one vote per share. Class A common stockholders have 100% of the rights of all classes of our capital stock to receive distributions, and substantially all assets, after payment in full to creditors and holders of preferred stock, if any.
- (3) Each Class B unit held by a principal is exchangeable for one share of Class A common stock. The principals collectively hold 4,431,105 Class B units as of December 31, 2023, which represents the right to receive approximately 32.9% of the distributions made by Silvercrest L.P. The principals also collectively hold 240,998 restricted stock units which are exercisable for one Class B unit, which collectively represent the right to receive approximately 1.7% of the distributions made by Silvercrest L.P. The 240,998 restricted stock units which have been issued to our principals entitle the holders thereof to participate in distributions from Silvercrest L.P. as if the underlying Class B units are outstanding and thus are taken into account to determine the economic interest of each holder of units in Silvercrest L.P. However, because the Class B units underlying the restricted stock units have not been issued and are not deemed outstanding, the holders of restricted stock units have no voting rights with respect to the underlying Class B units. We will not issue shares of Class B common stock in respect of restricted stock units of Silvercrest L.P. until such time that the underlying Class B units are issued.
- (4) We hold 9,478,997 Class A units, which represents the right to receive approximately 67.1% of the distributions made by Silvercrest L.P. The 240,998 restricted stock units which have been issued to our principals entitle the holders thereof to participate in distributions from Silvercrest L.P. as if the underlying Class B units are outstanding and thus are taken into account to determine the economic interest of each holder of units in Silvercrest L.P. However, because the Class B units underlying the restricted stock units have not been issued and are not deemed outstanding, the holders of restricted stock units have no voting rights with respect to those Class B units. We will not issue shares of Class B common stock in respect of restricted stock units of Silvercrest L.P. until such time that the underlying Class B units are issued.

Regulatory Environment

Our business is subject to extensive regulation in the United States at the federal, state and local levels and any non-US regulatory or self-regulatory organizations to which we are subject. Under these laws and regulations, agencies that regulate investment advisers and other businesses have broad administrative powers, including the power to limit, restrict or prohibit an investment adviser from carrying on its business in the event that it fails to comply with such laws and regulations. Possible sanctions that may be imposed include the suspension of individual employees, limitations on engaging in certain lines of business for specified periods of time, revocation of investment adviser license and other registrations, censures and fines.

The legislative and regulatory environment in which we operate has undergone significant changes in recent years. New laws or regulations, or changes in the enforcement of existing laws or regulations applicable to us, our activities and our clients may adversely affect our business. Our ability to function in this environment will depend on our ability to monitor and promptly react to legislative and regulatory changes. There have been a number of highly publicized regulatory inquiries that have focused on the investment management industry. These inquiries have resulted in increased scrutiny of the industry and new rules and regulations for investment advisers. This regulatory scrutiny may limit our ability to engage in certain activities that might be beneficial to our stockholders.

In addition, as a result of market events, acts of serious fraud in the investment management industry and perceived lapses in regulatory oversight, U.S. and non-U.S. governmental and regulatory authorities may increase regulatory oversight of our businesses. We may be adversely affected as a result of new or revised legislation or regulations imposed by the Securities and Exchange Commission (the “SEC”), other U.S. or non-U.S. regulatory authorities or self-regulatory organizations that supervise the financial markets. We also may be adversely affected by changes in the interpretation or enforcement of existing laws and rules by these governmental authorities and self-regulatory organizations, as well as by U.S. and non-U.S. courts. It is impossible to determine the extent of the impact of any new proposed laws, regulations or initiatives that could apply to markets in which we trade, or whether any of those proposals will become law. Compliance with any new laws or regulations could add to our compliance burden and costs and affect the manner in which we conduct our business.

SEC Regulation

SAMG LLC is registered with the SEC as an investment adviser under the Investment Advisers Act of 1940, as amended (the “Advisers Act”). The Advisers Act, together with the SEC’s regulations and interpretations thereunder, imposes substantive and material restrictions and requirements on the operations of investment advisers. The SEC is authorized to institute proceedings and impose sanctions for violations of the Advisers Act, ranging from fines and censures to termination of an adviser’s registration.

The Advisers Act imposes substantive regulation on virtually all aspects of our business and relationships with our clients. As a registered investment adviser, we are subject to many requirements that cover, among other things, disclosure of information about our business to clients; maintenance of written policies and procedures; maintenance of books and records; restrictions on the types of fees we may charge, including performance fees; solicitation arrangements; engaging in transactions with clients; maintaining an effective compliance program; custody of client assets; client privacy; advertising; political contributions; information security and proxy voting. The SEC has authority to inspect any registered investment adviser from time to time to determine whether the adviser is conducting its activities (i) in accordance with applicable laws, (ii) consistent with disclosures made to clients and (iii) with adequate systems and procedures in place to ensure compliance.

As an investment adviser, we have a fiduciary duty to our clients. The SEC has interpreted this duty to impose standards, requirements, and limitations on, among other things: trading for proprietary, personal and client accounts; allocation of investment opportunities among clients; use of soft dollars; execution of transactions; and recommendations to clients. We manage 88% of our accounts on a discretionary basis, with authority to buy and sell securities for each portfolio, select broker-dealers to execute trades and negotiate brokerage commission rates. In connection with these transactions, we receive soft dollar credits from broker-dealers that have the effect of reducing certain of our expenses. Section 28(e) of the Securities Exchange Act of 1934, or the Exchange Act, provides a “safe harbor” to an investment adviser against claims that it breached its fiduciary duty under state or federal law (including The Employee Retirement Income Security Act of 1974, as amended, or ERISA) solely because the adviser caused its clients’ accounts to pay more than the lowest available commission for executing a securities trade in return for brokerage and research services. To rely on the safe harbor offered by Section 28(e), (i) we must make a good-faith determination that the amount of commissions is reasonable in relation to the value of the brokerage and research services being received and (ii) the brokerage and research services must provide lawful and appropriate assistance to us in carrying out our investment decision-making responsibilities. In permissible circumstances, we may receive technology-based research, market quotation and/or market survey services which are paid for in whole or in part by soft dollar brokerage arrangements. If our ability to use soft dollars were reduced or eliminated as a result of the implementation of statutory amendments or new regulations, our operating expenses would increase.

Under the Advisers Act, our investment management agreements may not be assigned without client consent. The term “assignment” is broadly defined and includes direct assignments as well as assignments that may be deemed to occur upon the transfer, directly or indirectly, of a controlling interest in an investment adviser.

The failure of SAMG LLC to comply with the requirements of the Advisers Act, and the regulations and interpretations thereunder, could have a material adverse effect on us.

Dodd-Frank

The Dodd-Frank Wall Street Reform and Consumer Protection Act, or the Dodd-Frank Act, was signed into law on July 21, 2010. The Dodd-Frank Act has not caused us to reconsider our basic strategy. However, certain provisions have, and others may continue to increase regulatory burdens related to compliance costs. The scope of many provisions of the Dodd-Frank Act has been, or will be, determined by implementing regulations, some of which will require lengthy proposal and promulgation periods.

The Dodd-Frank Act affects a broad range of market participants with whom we interact or may interact. Regulatory changes that will affect other market participants are likely to change the way in which we conduct business with our counterparties. Although many aspects of the Dodd-Frank Act have been implemented, there remains significant uncertainty regarding implementation of other aspects of the Dodd-Frank Act. While its impact on the investment management industry and us cannot be predicted at this time, it will continue to be a risk for our business.

ERISA-Related Regulation

To the extent that SAMG LLC or any other of our affiliates acts as or is considered to be a “fiduciary” under ERISA or similar laws with respect to benefit plan clients (including IRAs), SAMG LLC or the applicable affiliate is subject to certain applicable provisions of ERISA (and/or applicable provisions of the Internal Revenue Code of 1986, as amended, referred to as the Internal Revenue Code) and to regulations promulgated thereunder. Among other things, ERISA and applicable provisions of the Internal Revenue Code impose certain duties on persons who act as or who are considered to be fiduciaries under ERISA, prohibit certain transactions involving benefit plan clients and provide monetary penalties and taxes for violations of these prohibitions. Our failure to comply with these requirements could have a material adverse effect on our business.

Other Jurisdictions

Many countries other than the United States have enacted laws, rules, and regulations that apply to investment advisers and private fund managers that offer their services in those jurisdictions. Though it has client relationships with individuals who reside in jurisdictions other than the United States, other than as set forth below with respect to SAMS, Silvercrest does not market or offer its services in any jurisdiction other than the United States. Similarly, revisions to the EU’s Markets in Financial Instruments Directive (MiFID II), which took effect in January 2018, introduced new requirements for certain non-EU portfolio managers who provide certain investment services to EU investors. Should SAMG LLC or any of our other affiliates provide such services in the EU, it and such funds may be subject to the regulatory requirements of MiFID II.

Silvercrest Asset Management (Singapore) Pte. Ltd. (“SAMS”) maintains a capital market services license to conduct the regulated activity of fund management granted by the Monetary Authority of Singapore (“MAS”) under the Securities and Futures Act in Singapore (“SFA”). SAMS has various responsibilities pursuant to the SFA. Failure by SAMS to uphold those responsibilities could result in disciplinary action by MAS, including fines, censure, and/or the suspension or termination of its license.

In addition, we and/or our affiliates may become subject to additional regulatory demands in the future to the extent we expand our investment advisory business in existing and new jurisdictions. There are also a number of pending or recently enacted legislative and regulatory initiatives in the United States and in other jurisdictions that could significantly impact our business.

Compliance

Our compliance function is comprised of a team of professionals. This group is responsible for all regulatory compliance matters, as well as monitoring adherence to client investment guidelines. Senior management is involved at various levels with respect to these functions.

Available Information

We maintain a website at <http://ir.silvercrestgroup.com/>. We provide access to our annual reports on Form 10-K, quarterly reports on Form 10-Q, current reports on Form 8-K and all amendments to those reports free of charge through this website as soon as reasonably practicable after such material is electronically filed with the SEC. Paper copies of annual and periodic reports filed with the SEC may be obtained free of charge upon written request by contacting our headquarters at the address located on the front cover of this report or under Investor Relations on our website. In addition, our Corporate Governance Guidelines, Code of Business Conduct and Ethics, By-Laws, Audit Committee Charter, Compensation Committee Charter and Nominating and Governance Committee Charter are available on our website (under Corporate Governance) and are available in print without charge to any stockholder requesting them. The SEC maintains a website that contains reports, information statements, and other information regarding issuers like us who file electronically with the SEC. The SEC's website is located at www.sec.gov.

Item 1A. Risk Factors.

Risks Related to our Investment Performance and the Financial Markets

Volatile market conditions could adversely affect our business in many ways, including by reducing the value of our assets under management and causing clients to withdraw funds, either of which could materially reduce our revenues, adversely affect our financial condition and earnings, and expose us to litigation risks.

The fees we earn under our investment management agreements with clients are based on the value of our assets under management. The prices of the securities held in the portfolios we manage and, therefore, our assets under management, may decline due to any number of factors beyond our control, including, among others, a declining stock or bond market, general economic downturn, political uncertainty, natural disasters or pandemics (including the most recent coronavirus outbreak), acts of terrorism or other catastrophic or geopolitical events. In periods of difficult market conditions, we may experience accelerated client redemptions or withdrawals if clients move assets to investments they perceive as offering greater opportunity or lower risk, which could further reduce our assets under management in addition to market depreciation. The economic outlook remains uncertain and we continue to operate in a challenging business environment. If market conditions, or actions taken by clients in response to market conditions, cause a decline in our assets under management, it would result in lower investment management fees and other revenue. If our revenues decline without a commensurate reduction in our expenses, our net income will be reduced, and our business will be negatively affected. In addition, while we seek to deliver long-term value to our clients, volatility may lead to under-performance in the near term, which could adversely affect our results of operations.

If market conditions improve greatly, driving the prices of the securities in our clients' accounts higher, it may lead to withdrawals or redemptions. In many cases, we advise only a portion of our clients' complete financial portfolio. This is because many clients prefer to diversify their portfolio among more than one asset manager or investment type. As to those clients, if the portion of their portfolio held by us increases significantly, it may become too large a percentage of their overall portfolio, and they may withdraw assets from our management and invest it elsewhere, thereby rebalancing their overall portfolio and returning their allocation to us to its prior level.

The performance of our investment strategies is critical to retaining existing client assets and to attracting new client assets. Our investment strategies may perform poorly for various reasons, including general market conditions, our investment decisions, and the performance of the companies in which we invest on our clients' behalf. If our investment strategies perform poorly, on an absolute basis or relative to other investment advisers, or if the rankings of mutual funds we sub-advise decline, our clients may withdraw funds or terminate their relationships with us and investors in the mutual funds we sub-advise may redeem their investments, which may cause the revenues that we generate from investment management and other fees to decline. Further, third-party financial intermediaries, advisers, or consultants may rate our investment products poorly, which may lead our existing clients to withdraw funds from our investment strategies or reduce asset inflows from these third parties or their clients.

While clients do not generally have legal recourse against us due to poor investment results, if our investment strategies perform poorly, we are more likely to be subject to litigation brought by dissatisfied clients. In addition, if clients are successful in claiming that their losses resulted from fraud, gross negligence, willful misconduct, breach of contract or other similar misconduct, these clients may have remedies against us and/or our investment professionals under the federal securities laws and/or state law.

We may not be able to maintain our current fee structure as a result of poor investment performance, competitive pressures or as a result of changes in our business mix, which could have a material adverse effect on our profit margins and results of operations.

In recent years, there has been a general trend toward lower fees in the investment management industry. Some of our investment strategies, because they tend to invest in larger-capitalization companies and are designed with larger capacity and to appeal to larger clients, have lower fee schedules. In order to maintain our fee structure in a competitive environment, we must be able to continue to provide investment returns and service that our clients believe justify our fees. If our investment strategies perform poorly, we may be forced to lower our fees in order to retain and attract assets to manage. Furthermore, if an increased part of our assets under management are invested in our larger capacity, lower fee strategies, our revenue could be adversely affected.

The historical returns of our existing investment strategies may not be indicative of future results or of future results of investment strategies that we may develop.

We have outlined the historical returns of our existing investment strategies under the “Business” heading in this report. The historical returns of our strategies should not be considered indicative of the future results of these strategies or of the results of any other strategies that we may develop in the future. The investment performance we achieve for our clients varies over time and the variance can be wide. The historical performance presented herein is as of December 31, 2023 and for the period then ended. The performance we achieve as of a subsequent date and for a subsequent period may be higher or lower and the difference may be material. Our strategies’ returns have benefited during some periods from investment opportunities and positive economic and market conditions. In certain periods, general economic and market conditions have negatively affected investment opportunities and our strategies’ returns. These negative conditions may occur again, and in the future, we may not be able to identify and invest in profitable investment opportunities within our current or future strategies.

We derive a substantial portion of our revenues from a limited number of strategies and clients.

As of December 31, 2023, \$21.5 billion of our assets under management were concentrated in discretionary managed accounts, and the revenue from these discretionary managed accounts represented approximately 96% of our investment management fees for the twelve months ended December 31, 2023. In addition, \$0.4 billion of our assets under management were invested in private partnerships as of December 31, 2023, and the revenue from these private partnerships represented approximately 4.0% of our investment management fees for the twelve months ended December 31, 2023. As a result, a substantial portion of our operating results depends upon the performance of a limited number of investment strategies used to manage those discretionary managed accounts and private partnerships, and our ability to retain client assets. If a significant portion of the investors in our larger strategies withdrew their investments or terminated their investment management agreements for any reason, including poor investment performance or adverse market conditions, our revenues from those strategies would decline, which would have a material adverse effect on our results of operations and financial condition.

Furthermore, certain of our strategies may derive a significant portion of their total assets under management from assets of a single client or a small number of clients. If any such clients withdraw all or a portion of their assets under management, our business would be significantly affected, which would negatively impact our investment management fees and could have a material adverse effect on our results of operations and financial condition.

Substantially all of our revenue generating contracts and relationships may be terminated upon no notice.

We derive our revenues principally from our assets under management, which may be reduced by our clients, or investors in the mutual funds we sub-advise, at any time. Any client may reallocate all or a portion of their assets under management with us at any time, on little to no notice. In addition, investors in the mutual funds we advise can redeem their investments in those funds at any time without prior notice. Further, our investment management agreements may be terminated or not renewed by our clients upon short notice or no notice, for any reason. The decrease in revenues that could result from a reduction in assets under management or the termination of a material client relationship or group of client relationships could have a material adverse effect on our business.

Our long-only, equity investment focus may not obtain attractive returns in the short-term or during certain market periods and may expose us to greater risk than if our investment strategies included non-equity securities or hedged positions.

Even when securities prices are rising generally, portfolio performance may be affected by our investment approach. Our investment strategies employ a long-term investment approach, which has outperformed the market in some economic and market environments and underperformed it in others. A prolonged period in which the growth style of investing outperforms the value style may cause portions of our investment strategy to go out of favor with some clients, consultants, or third-party intermediaries. Poor performance relative to peers, coupled with changes in personnel, unfavorable market environments or other difficulties may result in significant withdrawals of client or investor assets, client or investor departures or otherwise result in a reduction in our assets under management.

Our products are best suited for investors with long-term investment horizons. In order for our classic value investment approach to yield attractive returns, we must typically hold securities for an average of over three years. Therefore, our investment strategies may not perform well during short periods of time. In addition, our strategies may not perform well during points in the economic cycle when value-oriented stocks are relatively less attractive. For instance, during the late stages of an economic cycle or during periods where the markets are focused on one investment thesis or sector, investors may purchase relatively expensive stocks in order to obtain access to above average growth, as was the case in the late 1990s.

Our largest equity investment strategies hold long positions in publicly traded equity securities of companies across a wide range of market capitalizations, geographies and industries. Accordingly, when there is a general decline in the value of equity securities, each of our equity strategies is likely to perform poorly on an absolute basis. Aside from our privately managed funds and funds of funds, we do not have strategies that invest in privately held companies or take short positions in equity securities, which could offset some of the poor performance of our long-only, equity strategies. Even if our investment performance remains strong during declining market conditions relative to other long-only, equity strategies, investors may withdraw assets from our management or allocate a larger portion of their assets to non-long-only or non-equity strategies. In addition, the prices of equity securities may fluctuate more widely than the prices of other types of securities, making the level of our assets under management and related revenues more volatile.

The performance of our investment strategies or the growth of our assets under management may be constrained by the unavailability of appropriate investment opportunities.

Our investment performance depends in large part on our investment teams' ability to identify appropriate investment opportunities. If any of our investment teams are unable to timely identify sufficiently appropriate investment opportunities for existing and new client assets, the investment performance of the relevant investment strategy could be adversely affected. In addition, if we determine that there are insufficient investment opportunities available for a strategy, we may restrict the strategy's growth by closing the strategy to all or substantially all new investors or otherwise taking action to limit the flow of assets into the strategy. If we misjudge the point at which it would be optimal to limit access to or close a strategy, the strategy's investment performance could be negatively impacted. The availability of sufficiently appropriate investment opportunities is influenced by a number of factors, including general market conditions. The risk that such opportunities may be unavailable is particularly acute with respect to our small cap and smid cap strategies that focus on small-cap investments, and is likely to increase as our assets under management increase, particularly if these increases occur very rapidly. If we are unable to identify appropriate investment opportunities, our growth and results of operations may be negatively affected. As of the filing of this annual report, our small cap value strategy is closed to new investors. The strategy may be reopened if one or more of our investors elects to rebalance its assets, which may occur at any time.

Our investment process requires us to conduct extensive fundamental research on any company before investing in it, which may result in missed investment opportunities and reduce the performance of our investment strategies.

Before we add any security to our portfolio, we undergo an in-depth research process, which takes a considerable amount of time, in order to understand the company and the business well enough to make an informed decision as to whether we are willing to own a significant position in a company, whose current earnings are below its historic norms and that does not yet have earnings visibility. However, the time we take to make this judgment may cause us to miss the opportunity to invest in a company that has a sharp and rapid earnings recovery. Any such missed investment opportunity could adversely impact the performance of our investment strategies.

Our International Equity Strategies invest principally in the securities of non-U.S. companies, which involve foreign currency exchange, tax, political, social and economic uncertainties and risks.

As of December 31, 2023, our international equity strategies, which invest primarily in companies domiciled outside of the United States, accounted for approximately 1.2% of our assets under management. In addition, some of our other strategies also invest on a more limited basis in securities of non-U.S. companies. Fluctuations in foreign currency exchange rates could negatively affect the returns of our clients who are invested in these strategies. In addition, an increase in the value of the U.S. dollar relative to non-U.S. currencies is likely to result in a decrease in the U.S. dollar value of our assets under management, which, in turn, could result in lower revenue since we report our financial results in U.S. dollars.

Investments in non-U.S. issuers may also be affected by tax positions taken in countries or regions in which we are invested, as well as political, social and economic uncertainty, particularly as a result of the recent decline in economic conditions. Declining tax revenues may cause governments to assert their ability to tax the local gains and/or income of foreign investors (including our clients), which could adversely affect clients' interests in investing outside the United States. Many financial markets are not as developed, or as efficient, as the U.S. financial markets, and, as a result, those markets may have limited liquidity and higher price volatility. Liquidity also may be adversely affected by political or economic events within a particular country, and our ability to dispose of an investment also may be adversely affected if we increase the size of our investments in smaller non-U.S. issuers. Non-U.S. legal and regulatory environments, including financial accounting standards and practices, also may be different, and there may be less publicly available information about such companies. These risks could adversely affect the performance of our International Equity Strategies and may be particularly acute in the emerging or less developed markets in which we invest.

Risks Related to Our Growth

Our efforts to establish new investment teams and strategies may be unsuccessful and could negatively impact our results of operations and our reputation.

As part of our growth strategy, we may seek to take advantage of opportunities to add new investment teams. To the extent we are unable to recruit and retain investment teams that complement our business model, we may not successfully diversify our investment strategies and client assets, which could have a material adverse effect on our business and future prospects. In addition, the costs associated with establishing a new team and investment strategy initially will exceed the revenues they generate. If any such new strategies perform poorly or fail to attract sufficient assets to manage, our results of operations and reputation and the reputation of our investment strategies may be negatively impacted.

We may enter into new lines of business, make strategic investments or acquisitions or enter into joint ventures, each of which may result in additional risks and uncertainties for our business.

Subject to market conditions, we may choose to grow our business through, among other things, (i) increasing assets under management in existing investment strategies, (ii) pursuing new investment strategies, which may be similar or complementary to our existing strategies or be wholly new initiatives, or (iii) consummating acquisitions of other investment advisers or entering into joint ventures.

Making strategic investments or acquisitions and entering into strategic relationships, joint ventures, or new lines of business, involve numerous risks and uncertainties, including those associated with investment of capital and other resources and with combining or integrating operational and management systems and controls and managing potential conflicts. Entry into certain lines of business may subject us to new laws and regulations and may lead to increased litigation and regulatory risk. If a new business generates insufficient revenues, produces investment losses, or if we are unable to efficiently manage our expanded operations, our results of operations will be adversely affected, and our reputation and business may be harmed. In the case of joint ventures, we are subject to additional risks and uncertainties in that we may be dependent upon, and subject to liability, losses or reputational damage relating to, systems, controls and personnel that are not under our control.

We may be unable to successfully execute strategic investments or acquisitions or enter into joint ventures, and we may fail to successfully integrate and operate new investment teams, which could limit our ability to grow assets under management and adversely affect our results of operations.

Although we periodically consider strategic investments or acquisitions as part of our growth strategy, we have not at this time entered into any binding agreements with respect to any strategic investments or acquisitions or any strategic relationships or joint ventures and we cannot assure you that we will actually make any additional acquisitions. Our ability to execute our acquisition strategy will depend on our ability to identify new lines of businesses or new investment teams that meet our investment criteria and to successfully negotiate with the owners/managers who may not wish to give up control of the target fund general partner or managing member, as the case may be. We cannot be certain that we will be successful in finding new investment teams or investing in new lines of business or that they will have favorable operating results following our acquisitions.

Moreover, our future acquisition strategies may focus on privately-held asset managers that pursue single strategy specialized investments. This approach presents challenges, including the lack of publicly available information, and greater risks than are generally associated with transactions with more traditional asset managers. The asset managers that we may acquire and their financial information may not be subject to the reporting requirements and other rules that govern public companies, including the Sarbanes-Oxley Act of 2002, or Sarbanes-Oxley. Moreover, such asset managers may not be subject to regulation under the Advisers Act and/or the Commodity Exchange Act at the time we acquire them. As a result, such asset managers could be more susceptible to irregular accounting or fraudulent practices. The targets we seek to acquire in the future may have shorter operating histories than us on which to estimate future performance and may not have significant or any operating revenues. They also may have a lower capitalization and fewer resources (including cash) and be more vulnerable to failure than traditional asset managers. We will be required to rely on the ability of the professionals employed by us to obtain adequate information to evaluate the manager affiliates we seek to acquire.

In addition, our ability to acquire asset managers on favorable terms and successfully integrate and operate them is subject to the following significant risks:

- we may acquire asset managers that are not accretive to our financial results upon acquisition, and we may not successfully manage acquired funds to meet our expectations;
- we may be unable to generate sufficient management fees from operations or obtain the necessary debt or equity financing to consummate an acquisition on favorable terms or at all;
- agreements for the acquisition of such asset managers will typically be subject to customary conditions to closing, including satisfactory completion of due diligence investigations and negotiation of ancillary documentation, and we may spend significant time and money on potential acquisitions that we do not consummate;
- the process of acquiring or pursuing the acquisition of such asset managers may divert the attention of our management team from the operations of our business and our initial funds;
- we will need to attract, hire, train, supervise and manage new employees as a result of the acquisitions of asset managers;
- we may acquire such asset managers without any recourse, or with only limited recourse, for liabilities, whether known or unknown, such as claims against the former owners of the asset managers and claims for indemnification by the asset managers, limited partners and others indemnified by the former owners of the managers of the funds; and
- we may be unable to quickly and efficiently integrate new acquisitions into our existing operations.

If we cannot complete acquisitions of such asset managers on favorable terms, or integrate or operate new investment teams to meet our goals or expectations, our financial condition, results of operations, cash flows, trading price of our common stock and ability to satisfy any debt service obligations and to pay distributions could be adversely affected. Additionally, any acquisitions that we make generally will not be subject to our stockholders' consent. These factors increase the risk of investing in our Class A common stock.

The due diligence process that we undertake in connection with strategic investments or acquisitions or entry into joint ventures may not reveal all facts that may be relevant in connection with an investment, which could subject us to unknown liabilities.

In connection with strategic investments, acquisitions or entry into joint ventures, we conduct due diligence that we deem reasonable and appropriate based on the facts and circumstances applicable to such investments, acquisitions or joint ventures and expect to use our resources and oversight to enhance the risk management functions and diligence of our business and any investments going forward. When conducting due diligence, we have been required and will be required to evaluate important and complex business, financial, tax, accounting and legal issues. Outside consultants, legal advisers, accountants and investment banks may be involved in the due diligence process in the future in varying degrees depending on the type of investment. When conducting due diligence and making an assessment regarding a strategic investment, acquisition or joint venture, we have and will continue to rely on the resources available to us, including information provided by the target of the strategic investment, acquisition or joint venture, in some circumstances, third-party investigations. The due diligence investigations that we have carried out or will carry out with respect to any strategic investment, acquisition or joint venture may not reveal or highlight all relevant facts that may be necessary or helpful in evaluating the strategic investment, acquisition or joint venture, which could subject us to unknown liabilities that could adversely affect our profitability, financial condition and results of operations. Moreover, such investigations will not necessarily result in the strategic investment, acquisition or joint venture being successful.

The significant growth we have experienced may be difficult to sustain.

Our assets under management have increased from \$7.8 billion as of December 31, 2006 to \$33.3 billion as of December 31, 2023. The absolute measure of our assets under management represents a significant rate of growth that may be difficult to sustain. The growth of our business will depend on, among other things, our ability to retain key investment professionals, to devote sufficient resources to maintaining existing investment strategies and to selectively develop new investment strategies. Our business growth also will depend on our success in achieving superior investment performance from our investment strategies, as well as our ability to maintain and extend our distribution capabilities, to deal with changing market conditions, to maintain adequate financial and business controls and to comply with new legal and regulatory requirements arising in response to both the increased sophistication of the investment management industry and the significant market and economic events of the last few years. If we believe that in order to continue to produce attractive returns from some or all of our investment strategies we should limit the growth of those strategies, we have in the past chosen, and in the future may choose, to limit or close access to those strategies to some or most categories of new investors or clients or otherwise take action to slow the flow of assets into those strategies.

In addition, we expect there to be significant demand on our infrastructure and investment teams and we may not be able to manage our growing business effectively or be able to sustain the level of growth we have achieved historically, and any failure to do so could adversely affect our ability to generate revenue and control our expenses.

Risks Related to our Key Professionals

The loss of key investment professionals or members of our senior management team could have a material adverse effect on our business.

We depend on the skills and expertise of our investment professionals and our success depends on our ability to retain the key members of our senior management and investment teams, who possess substantial experience in investing and have been primarily responsible for the historically strong investment performance we have achieved. In particular, we depend on our portfolio managers. As of December 31, 2023, \$13.1 billion, representing 39% of our assets under management, were managed using one of our proprietary equity strategies. Our five largest strategies as of December 31, 2023 were Small Cap Value, Large Cap Value, Equity Income, Multi Cap Value and Smid Cap Value which represented 24%, 20%, 18%, 12% and 9% of assets under management, respectively. Each of these five strategies has been managed by its current portfolio manager since its inception at Silvercrest.

Because of the long tenure and stable track record of our portfolio managers, our clients may attribute the investment performance we have achieved to these individuals. While we have generally experienced very few departures among our portfolio managers, there can be no assurance that this stability will continue in the future. The departure of one of a strategy's portfolio managers could cause clients to withdraw funds from the strategy, which would reduce our assets under management, our investment management and other fees and, if we were not able to reduce our expenses sufficiently, our net income, and these reductions could be material to our business. The departure of one of a strategy's portfolio managers also could cause clients or investors to refrain from allocating additional funds to the strategy or delay such allocation of additional funds until a sufficient track record under a new portfolio manager or managers has been established. This would have a negative effect on the future growth of our assets under management and, therefore, our results of operations.

We depend on the contributions of our senior management team led by Richard R. Hough III, our Chairman and Chief Executive Officer, as well as other members of our senior management team. In addition, our senior marketing and client service personnel have direct contact with our clients and their consultants and advisors and other key individuals within each of our distribution channels. The loss of any of these key professionals could limit our ability to successfully execute our business strategy, prevent us from sustaining the historically strong investment performance and adversely affect our ability to retain or attract client assets.

If any member of our senior management or a key investment professional were to join a competitor or form a competing company, some of our current clients or other prominent members of the investing community could choose to invest with that competitor rather than us.

Certain of our investment or management professionals have resigned and joined a competitor, and others may resign at any time, join our competitors or form competing companies. Although the unvested shares of Class A common stock and Class B units held by our principals are subject to forfeiture, and the vested shares of Class A common stock and Class B units held by our principals are subject to repurchase, if the principal voluntarily resigns or retires and competes with us while employed or during the 12-month period following termination of employment, these forfeiture and repurchase provisions may not be enforceable or may not be enforceable to their full extent. We do not carry "key man" insurance on any of our key investment professionals that would provide us with proceeds in the event of the death or disability of any of the key members of our investment or management teams.

The professional reputations, expertise in investing and client relationships of our senior management and key investment professionals are important elements to executing our business strategy and attracting and retaining clients. Accordingly, the retention of our senior management and key investment professionals is a key element to our future success. There is no guarantee that they will not resign, join our competitors or form a competing company. The terms of the second amended and restated limited partnership agreement of Silvercrest L.P. restrict each of the principals of Silvercrest L.P. from soliciting our clients or other employees during the term of their employment with us and for 18 months thereafter. In addition to the legal rights and remedies available to us to enforce these restrictive covenants, the penalty for a breach of these restrictive covenants or, if a principal voluntarily resigns or retires from our company, for competing with us during the 12-month period following termination of employment, will be the forfeiture of all of the unvested shares of Class A common stock and Class B units of the offending party and his or her permitted transferees and, at the option of Silvercrest L.P., the required sale to Silvercrest L.P. of all of the vested Class B units of the offending party and his or her permitted transferees at a purchase price equal to the lesser of (i) the aggregate capital account balance of the offending party and his or her permitted transferees in Silvercrest L.P. and (ii) the purchase price paid by the offending party to first acquire the Class B units, and, at our option, the required sale to us of all of the Class A common stock collectively held by the offending party and his or her permitted transferees at a purchase price equal to the purchase price paid by the offending party to first acquire the Class B units for which such shares of Class A common stock had been exchanged. Although we also would likely seek specific performance of these restrictive covenants, there can be no assurance that we would be successful in obtaining this relief. Further, after this post-employment restrictive period, we will not be able to prohibit a departed professional from soliciting our clients or employees. If any of our principals were to join a competitor or form a competing company, some of our current clients or other prominent members of the investing community could choose to invest with that competitor rather than us or otherwise withdraw assets from our company which could have a negative impact on our results of operations.

Competition for qualified investment, management and marketing and client service professionals is intense and we may fail to successfully attract and retain qualified personnel in the future.

Our ability to attract and retain qualified personnel will depend heavily on the amount and structure of compensation and opportunities for equity ownership we offer. Historically we have offered key employees equity ownership through interests in Silvercrest L.P. Those key employees who are currently limited partners of Silvercrest L.P. hold these interests in the form of Class B units. We expect our compensation structure to include a combination of cash and equity-based incentives as appropriate. Although we intend for overall compensation levels to remain commensurate with amounts paid to our key employees in the past, we may not be successful in designing and implementing an attractive compensation model. Any cost-reduction initiative or adjustments or reductions to compensation could negatively impact our ability to retain key personnel. In addition, changes to our management structure, corporate culture and corporate governance arrangements could negatively impact our ability to retain key personnel. If we are unable to retain key personnel, our results of operations may be negatively affected.

Risks Related to our Structure

The rights of holders of Class B units of Silvercrest L.P. may give rise to conflicts of interest.

As a result of our principals holding all or a portion of their ownership interests in our business through Silvercrest L.P., rather than through Silvercrest, these existing owners may have other conflicting interests with holders of our Class A common stock. For example, our principals may have different tax positions from holders of our Class A common stock which could influence their decisions regarding whether and when we should dispose of assets, whether and when we should incur new or refinance existing indebtedness, especially in light of the existence of the tax receivable agreement that was entered into in connection with our initial public offering, and whether and when our company should terminate the tax receivable agreement and accelerate its obligations thereunder. Also, the structuring of future transactions may take into consideration our principals' tax or other considerations even where no similar benefit would accrue to us.

Our ability to pay regular dividends to our stockholders is subject to the discretion of our board of directors and may be limited by our structure and applicable provisions of Delaware law.

We intend to declare cash dividends on our Class A common stock. However, our board of directors may, in its sole discretion, change the amount or frequency of dividends or discontinue the payment of dividends entirely. In addition, because of our structure, we will be dependent upon the ability of our subsidiaries to generate earnings and cash flows and distribute them to us so that we may pay dividends to our stockholders. We expect to cause Silvercrest L.P., which is a Delaware limited partnership, to make distributions to its partners, including us, in an amount sufficient for us to pay dividends. However, its ability to make such distributions will be subject to its subsidiaries' operating results, cash requirements and financial condition, the applicable provisions of Delaware law that may limit the amount of funds available for distribution to its partners, its compliance with covenants and financial ratios related to current and future indebtedness (including the credit facility entered into in June 2013 by the subsidiaries of Silvercrest L.P.), its other agreements with third parties, as well as its obligation to make tax distributions under the second amended and restated limited

partnership agreement (which distributions would reduce the cash available for distributions by Silvercrest L.P. to us). As a Delaware corporation, our ability to pay cash dividends to our Class A common stockholders with the distributions received by us as general partner of Silvercrest L.P. also will be subject to the applicable provisions of Delaware law. Also, each of the companies in the corporate chain must manage its assets, liabilities and working capital in order to meet all of its cash obligations, including the payment of dividends or distributions. As a consequence of these various limitations and restrictions, we may not be able to make, or may have to reduce or eliminate, the payment of dividends on our Class A common stock. Any change in the level of our dividends or the suspension of the payment thereof could adversely affect the market price of our Class A common stock.

Our ability to pay taxes and expenses, including payments under the tax receivable agreement, may be limited by our structure.

We have no material assets other than our ownership of Class A units of Silvercrest L.P. and have no independent means of generating revenue. Silvercrest L.P. is treated as a partnership for U.S. federal income tax purposes and, as such, is not subject to U.S. federal income tax. Instead, taxable income is allocated to holders of its partnership units, including us. Accordingly, we will incur income taxes on our proportionate share of any net taxable income of Silvercrest L.P. and also will incur expenses related to our operations. Under the terms of its second amended and restated limited partnership agreement, Silvercrest L.P. is obligated to make tax distributions to holders of its partnership units, including us. In addition to tax expenses, we also will incur expenses related to our operations, including expenses under the tax receivable agreement, which we expect will be significant. We intend to cause Silvercrest L.P. to make distributions in an amount sufficient to allow us to pay our taxes and operating expenses, including any payments due under the tax receivable agreement. However, its ability to make such distributions will be subject to various limitations and restrictions as set forth in the preceding risk factor. If, as a consequence of these various limitations and restrictions, we do not have sufficient funds to pay tax or other liabilities to fund our operations, we may need to borrow funds, which could have a material adverse effect on our liquidity and financial condition. To the extent we are unable to make payments under the tax receivable agreement for any reason, such payments will be deferred and will accrue interest at SOFR plus 300 basis points until paid.

We will be required to pay principals for certain tax benefits we may claim, and the amounts we may pay could be significant.

The corporate reorganization of Silvercrest L.P. resulted in favorable tax attributes for us. In addition, future exchanges of Class B units of Silvercrest L.P. held by our principals for shares of our Class A common stock are expected to produce additional favorable tax attributes for us. When we acquire Class B units from existing principals, both the existing basis and the anticipated basis adjustments are likely to increase (for tax purposes) depreciation and amortization deductions allocable to us from Silvercrest L.P. and therefore reduce the amount of income tax we would otherwise be required to pay in the future. This increase in tax basis also may decrease gain (or increase loss) on future dispositions of certain capital assets to the extent the increased tax basis is allocated to those capital assets.

The tax receivable agreement, which we entered into with our principals, generally provides for the payment by us to each of them of 85% of the amount of the cash savings, if any, in U.S. federal and state income tax that we actually realize (or are deemed to realize in certain circumstances) in periods after our initial public offering as a result of (i) any step-up in tax basis in Silvercrest L.P.'s assets resulting from (a) the purchases or exchanges of Class B units (along with the corresponding shares of our Class B common stock) for shares of our Class A common stock and (b) payments under this tax receivable agreement; (ii) certain prior distributions by Silvercrest L.P. and prior transfers or exchanges of Class B units which resulted in tax basis adjustments to the assets of Silvercrest L.P.; and (iii) tax benefits related to imputed interest deemed to be paid by us as a result of this tax receivable agreement.

We expect that the payments we will be required to make under the tax receivable agreement will be substantial. Assuming no material changes in the relevant tax law and that we earn sufficient taxable income to realize all tax benefits that are subject to the tax receivable agreement, we expect that the reduction in tax payments for us associated with (i) the purchase of Class B units from certain of the limited partners of Silvercrest L.P. with a portion of the net proceeds of our initial public offering and (ii) exchanges of Class B units subsequent to our initial public offering as described above would aggregate approximately \$5.0 million over a 15-year period. Under such scenario we would be required to pay the holders of Class B limited partnership units approximately \$8.8 million, over a 15-year period. The actual amounts may materially differ from these hypothetical amounts, as potential future reductions in tax payments for us and tax receivable agreement payments by us will be calculated using the market value of our Class A common stock and the prevailing tax rates at the time of the exchange and will be dependent on us generating sufficient future taxable income to realize the benefit.

The actual increase in tax basis, as well as the amount and timing of any payments under this agreement, will vary depending upon a number of factors, including the timing of exchanges by principals, the price of our Class A common stock at the time of the exchange, the extent to which such exchanges are taxable, the amount and timing of the taxable income we generate in the future and the tax rate then applicable, as well as the portion of our payments under the tax receivable agreement constituting imputed interest or depreciable or amortizable basis. Payments under the tax receivable agreement will be based on the tax reporting positions that we determine. Although we are not aware of any issue that would cause the Internal Revenue Service, or the IRS, to challenge a tax basis

increase or other tax attributes subject to the tax receivable agreement, we will not be reimbursed for any payments previously made under the tax receivable agreement. As a result, in certain circumstances, payments could be made under the tax receivable agreement in excess of the benefits that we actually realize in respect of the attributes to which the tax receivable agreement relates.

In certain cases, payments under the tax receivable agreement to our principals may be accelerated and/or significantly exceed the actual benefits we realize in respect of the tax attributes subject to the tax receivable agreement.

The tax receivable agreement provides that upon certain mergers, asset sales, other forms of business combinations or other changes of control, or if, at any time, we elect an early termination of the tax receivable agreement, our (or our successor's) obligations under the tax receivable agreement (with respect to all Class B units held by our principals, whether or not such Class B units have been exchanged or acquired before or after such transaction) would be based on certain assumptions, including that we would have sufficient taxable income to fully avail ourselves of the deductions arising from the increased tax deductions and tax basis and other benefits related to entering into the tax receivable agreement. As a result, (i) we could be required to make payments under the tax receivable agreement that are greater than or less than the specified percentage of the actual benefits we realize in respect of the tax attributes subject to the tax receivable agreement, and (ii) if we elect to terminate the tax receivable agreement early, we would be required to make an immediate payment equal to the present value of the anticipated future tax benefits, which payment may be made significantly in advance of the actual realization of such future benefits. In these situations, our obligations under the tax receivable agreement could have a substantial negative impact on our liquidity and could have the effect of delaying, deferring or preventing certain mergers, asset sales, other forms of business combinations or other changes of control. There can be no assurance that we will be able to finance our obligations under the tax receivable agreement. If we were to elect to terminate the tax receivable agreement, we estimate that we would be required to pay approximately \$8.8 million in the aggregate under the tax receivable agreement.

If we were deemed an investment company under the Investment Company Act as a result of our ownership interest in Silvercrest L.P., applicable restrictions could make it impractical for us to continue our business as contemplated and could have a material adverse effect on our business.

We do not believe that we are an "investment company" under the Investment Company Act. Because we, as the sole general partner of Silvercrest L.P., control and operate Silvercrest L.P., we believe that our interest in Silvercrest L.P. is not an "investment security" as that term is used in the Investment Company Act. If we were to cease participation in the management of Silvercrest L.P., our interest in Silvercrest L.P. could be deemed an "investment security" for purposes of the Investment Company Act. A person may be an "investment company" if it owns investment securities having a value exceeding 40% of the value of its total assets (exclusive of U.S. government securities and cash items). Our sole asset is our general partner interest in Silvercrest L.P. A determination that such investment was an investment security could cause us to be deemed an investment company under the Investment Company Act and to become subject to the registration and other requirements of the Investment Company Act. In addition, we do not believe that we are an investment company under Section 3(b)(1) of the Investment Company Act because we are not primarily engaged in a business that causes us to fall within the definition of "investment company." We and Silvercrest L.P. intend to conduct our operations so that we will not be deemed an investment company. However, if we were to be deemed an investment company, restrictions imposed by the Investment Company Act, including limitations on our capital structure and our ability to transact with affiliates, could make it impractical for us to continue our business as contemplated and could have a material adverse effect on our business.

We provide a broad range of services to the Silvercrest Funds and family office services, which may expose us to liability.

We provide a broad range of administrative services to the management of certain of our company's funds of funds and other investment funds (collectively, the "Silvercrest Funds"), including preparation or supervision of the preparation of some of the Silvercrest Funds' regulatory filings, provision of shareholder services and communications, accounting services including the supervision of the activities of Silvercrest Funds' accounting services providers in the calculation of the funds' net asset values, supervision of the preparation of Silvercrest Funds' financial statements and coordination of the audits of those financial statements, tax services, including supervision of tax return preparation and supervision of the work of Silvercrest Funds' other service providers. If it were determined that the Silvercrest Funds failed to comply with applicable regulatory requirements as a result of action or failure to act by our employees, we could be responsible for losses suffered or penalties imposed.

We also provide a range of family office services to some of our clients, including philanthropic, estate and wealth planning services, tax planning and preparation, financial statement, bill paying and record keeping services, bank loan arrangement and payment services and property and casualty insurance review. If we fail to perform these services properly, we could incur costs and reputational harm for which we might be liable. Further, we could have penalties imposed on us, be required to pay fines or be subject to private litigation, any of which could decrease our future income, or negatively affect our current business or our future growth prospects.

Risks Related to the Regulatory Environment in Which we Operate

The regulatory environment in which we operate is subject to continuous change, and regulatory developments designed to increase oversight may adversely affect our business.

The legislative and regulatory environment in which we operate has undergone significant changes in the recent past, including additional filings with the SEC and the CFTC required by investment advisors, which have resulted in increased costs to the Company. Significant regulatory changes in our industry may continue, which would likely subject industry participants to additional, more costly and generally more detailed regulation. New laws or regulations, or changes in the enforcement of existing laws or regulations, applicable to us and our clients may adversely affect our business. Our ability to function in this environment will depend on our ability to monitor and promptly react to legislative and regulatory changes. There have been a number of highly publicized regulatory inquiries that have focused on the investment management industry. These inquiries already have resulted in increased scrutiny of the industry and new rules and regulations for investment advisors. This regulatory scrutiny may limit our ability to engage in certain activities that might be beneficial to our stockholders.

In addition, acts of serious fraud in the investment management industry and perceived lapses in regulatory oversight, U.S. and non-U.S. governmental and regulatory authorities may increase regulatory oversight of our businesses. We may be adversely affected as a result of new or revised legislation or regulations imposed by the SEC, the CFTC, other U.S. or non-U.S. governmental regulatory authorities or self-regulatory organizations that supervise the financial markets. We also may be adversely affected by changes in the interpretation or enforcement of existing laws and rules by these governmental authorities and self-regulatory organizations, as well as by U.S. and non-U.S. courts. It is impossible to determine the extent of the impact of any new laws, regulations or initiatives that may be proposed on us or the markets in which we trade, or whether any of the proposals will become law. Compliance with any new laws or regulations could add to our compliance burden and costs and affect the manner in which we conduct business.

Failure to comply with “pay to play” regulations implemented by the SEC and certain states, and changes to the “pay to play” regulatory regimes, could adversely affect our business.

The SEC and several states have initiated investigations alleging that certain private equity firms and hedge funds or agents acting on their behalf have paid money to current or former government officials or their associates in exchange for improperly soliciting contracts with state pension funds. The SEC has also recently initiated a similar investigation into contracts awarded by sovereign wealth funds. The SEC approved Rule 206(4)-5 under the Advisers Act regarding “pay to play” practices by investment advisers involving campaign contributions and other payments to government officials able to exert influence on potential government entity clients. Among other restrictions, the rule prohibits investment advisers from providing advisory services for compensation to a government entity for two years, subject to very limited exceptions, after the investment adviser, its senior executives or its personnel involved in soliciting investments from government entities have made contributions to certain candidates and officials in a position to influence the hiring of an investment adviser by such government entity. Advisers are required to implement compliance policies designed, among other matters, to track contributions by certain of the adviser’s employees and engagements of third parties that solicit government entities (and political action committees controlled by such persons) and to keep certain records in order to enable the SEC to determine compliance with the rule. Additionally, California enacted legislation that requires placement agents (including in certain cases employees of investment managers) who solicit funds from California state retirement systems, such as the California Public Employees’ Retirement System and the California State Teachers’ Retirement System, to register as lobbyists, thereby becoming subject to increased reporting requirements and prohibited from receiving contingent compensation for soliciting investments from California state retirement systems. There also has been similar rulemaking in New York and other states. Such additional regulations may require the attention of senior management and may result in fines if any of our funds are deemed to have violated any regulations, thereby imposing additional expenses on us. Any failure on our part to comply with these rules could cause us to lose compensation for our advisory services or expose us to significant penalties and reputational damage.

We could be subject to regulatory investigations, which could harm our reputation and cause our funds to lose existing investors or us to lose existing accounts or fail to attract new investors or accounts.

If we fail to comply with applicable laws or regulations could result in fines, suspensions of individual employees or other sanctions. Even if an investigation or proceeding did not result in a fine or sanction or the fine or sanction imposed against us or our employees by a regulator were small in monetary amount, the adverse publicity relating to an investigation, proceeding or imposition of these fines or sanctions could harm our reputation and cause our funds to lose existing investors or us to lose existing accounts or fail to attract new investors or accounts.

Ongoing trade negotiations and potential for further regulatory reform may create regulatory uncertainty for our portfolio companies and our investment strategies and adversely affect the profitability of our portfolio companies.

Since March 2018, the United States has imposed, or threatened to impose, a series of various tariffs on a variety of goods imported into the United States, with an emphasis on those imported from China and the EU. These new tariffs, or other changes in U.S. trade policy, have resulted in, and may continue to trigger, retaliatory actions by affected countries, particularly China. In October 2022, the United States Trade Representative (“USTR”) announced the public comment phase of its four-year, statutorily mandated review of the China Section 301 tariffs. Following the announcement, the USTR solicited additional information from interested parties in regard to their investigation. However, it is unclear if any tariffs will be removed, modified, or increased as a result of the investigation. The U.S. government has also implemented and expanded a number of economic sanctions programs and export controls that target Chinese entities and nationals on national security grounds, and has imposed restrictions on our ability to acquire and retain interests in the securities of certain Chinese entities.

Geopolitical tensions globally remain elevated and further changes to foreign direct investment laws remain possible. The U.S. government is advancing plans to create an outbound investment screening regime to prevent U.S. capital from contributing to the development of force-multiplying technologies in certain jurisdictions, such as China. Any governmental action, including such actions noted above, has the potential to increase costs, decrease margins, reduce the competitiveness of products and services offered by current and future portfolio companies and adversely affect the revenues and profitability of companies whose businesses rely on goods imported from or exported to any country impacted by such policies. In addition, these actions may adversely affect our suppliers and certain other customers of our portfolio companies, which could amplify the negative impact on our operating results or future cash flows.

Increasing scrutiny from stakeholders on ESG matters, including our ESG reporting, exposes us to reputational and other risks.

We, our funds and their portfolio companies face increasing public scrutiny related to ESG activities as well as ESG policies, processes and/or performance, including from fund investors, stockholders, regulators and other stakeholders. We and they risk damage to our brand and reputation, if we or they fail or are perceived to have failed to act responsibly in a number of areas, such as diversity, equity and inclusion, environmental stewardship, support for local communities, corporate governance and transparency and considering ESG factors in our investment processes. In addition, different stakeholder groups have divergent views on ESG matters, including in the countries in which we operate and invest, as well as states and localities where we serve public sector clients. This divergence increases the risk that any action or lack thereof with respect to ESG matters will be perceived negatively by at least some stakeholders and adversely impact our reputation and business. If we do not successfully manage ESG-related expectations across the varied interests of our stakeholders, it could erode stakeholder trust, impact our reputation, and constrain our investment opportunities. Adverse incidents with respect to ESG activities or ESG policies, processes and/or performance, including any statements regarding the investment strategies of our funds or our funds’ ESG efforts or initiatives that are or are perceived to be inaccurate or misleading, could impact the value of our brand, or the brands of our funds or their portfolio companies, the cost of our or their operations and relationships with investors, all of which could adversely affect our business and results of operations.

General Risk Factors

Our failure to comply with investment guidelines set by our clients and limitations imposed by applicable law could result in damage awards against us and a loss of our assets under management, either of which could adversely affect our results of operations or financial condition.

Certain clients who retain us to manage assets on their behalf specify guidelines regarding investment allocation and strategy that we are required to follow in managing their portfolios. In addition, the boards of mutual funds we sub-advise generally establish similar guidelines regarding the investment of assets in those funds. We are also required to invest the mutual funds’ assets in accordance with limitations under the Investment Company Act, and applicable provisions of the Internal Revenue Code. Our failure to comply with any of these guidelines and other limitations could result in losses to clients which, depending on the circumstances, could result in our obligation to make clients whole for such losses. If we believed that the circumstances did not justify a reimbursement, or clients believed the reimbursement we offered was insufficient, they could seek to recover damages from us, withdraw assets from our management or terminate their investment advisory agreement with us. Any of these events could harm our reputation and adversely affect our business.

Operational risks, including the threat of cyber-attacks, may disrupt our business, breach our clients' security, result in losses or limit our growth.

We are heavily dependent on the capacity and reliability of the communications, information and technology systems supporting our operations, whether developed, owned and operated by us or by third parties. Operational risks, such as trading or operational errors or interruption of our financial, accounting, trading, compliance and other data processing systems, whether caused by the failure to prevent or mitigate data loss or other security breaches, or other cyber security threats or attacks, including breaches of our vendors' technology and systems, fire or other natural disaster, power or telecommunications failure, act of terrorism or war or otherwise, could result in a disruption of our business, liability to clients, regulatory intervention or reputational damage, and thus have a material adverse effect on our business. Some types of operational risks, including, for example, trading errors, may be increased in periods of increased volatility, which can increase the cost of an error. Information security risks relating to our business primarily involve the potential security breaches of our clients' personal and financial information and illegal use thereof through system-wide "hacking" or other means. While we have never experienced a successful information security threat or attack on our technology systems, this may occur in the future.

Although we have back-up systems and information security and consumer protection measures in place, our back-up procedures, cyber defenses and capabilities in the event of a failure, interruption, or breach of security may not be adequate. Insurance and other safeguards we use may not be available or may only partially reimburse us for our losses related to operational failures or third party information security attacks. In addition, we may choose to reimburse a client in the event of a trading error or under other circumstances, even if we are not legally required to do so, and any such reimbursements could adversely affect our results of operations.

As a public company and as our client base, number of investment strategies and/or physical locations increase, developing and maintaining our operational systems and infrastructure and protecting our systems from information security attacks and threats may become increasingly challenging and costly, which could constrain our ability to expand our businesses. Any upgrades or expansions to our operations and/or technology to accommodate increased volumes of transactions or otherwise may require significant expenditures and may increase the probability that we will suffer system interruptions and failures. We also depend substantially on our New York office where a majority of our employees, administration and technology resources are located, for the continued operation of our business. Any significant disruption to that office could have a material adverse effect on us.

Improper disclosure of personal data could result in liability and harm our reputation.

We and our service providers store and process personal client information. It is possible that the security controls, training and other processes with respect to personal data may not prevent the improper disclosure of client information. Such disclosure could harm our reputation as well and subject us to liability, resulting in increased costs or loss of revenue.

Employee misconduct could expose us to significant legal liability and reputational harm.

We are vulnerable to reputational harm because we operate in an industry in which personal relationships, integrity and the confidence of our clients are of critical importance. Our employees may engage in misconduct that could subject us to regulatory sanctions and to suffer serious reputational harm (as a consequence of the negative perception resulting from such activities), which could adversely affect our financial position, client relationships and ability to attract new clients.

Our business often requires that we deal with confidential information. If our employees were to improperly use or disclose this information, even if inadvertently, we could be subject to legal action and suffer serious harm to our reputation, financial position and current and future business relationships. It is not always possible to deter employee misconduct, and the precautions we take to detect and prevent this activity may not always be effective. In addition, the SEC has increased its scrutiny of the use of non-public information obtained from corporate insiders by professional investors. Misconduct by our employees, or even unsubstantiated allegations of misconduct, could result in an adverse effect on our reputation and our business.

Failure to properly address conflicts of interest could harm our reputation, business and results of operations.

As we expand the scope of our business and our client base, we must continue to monitor and address any conflicts between our interests and those of our clients. The SEC and other regulators have increased their scrutiny of potential conflicts of interest, and we have implemented procedures and controls that we believe are reasonably designed to address these issues. However, appropriately dealing with conflicts of interest is complex, and if we fail, or appear to fail, to deal appropriately with conflicts of interest, we could face reputational damage, litigation or regulatory proceedings or penalties, any of which may adversely affect our results of operations.

The investment management industry faces substantial litigation risks that could have a material adverse effect on our business, financial condition or results of operations or cause significant reputational harm to us.

We depend on our network of relationships and on our reputation in order to attract and retain client assets. Our investment decisions could result in substantial losses to our clients. If our clients suffer significant losses or are otherwise dissatisfied with our services, we could be subject to legal liabilities or actions alleging negligent misconduct, breach of fiduciary duty, breach of contract, unjust enrichment and/or fraud. These risks are often difficult to assess or quantify and their existence and magnitude often remain unknown for substantial periods of time, even after an action has been commenced. We may incur significant legal expenses in defending against litigation commenced by a client or regulatory authority. Substantial legal liability or significant regulatory action against us could have a material adverse effect on our business, financial condition or results of operations or cause significant reputational harm to us.

The investment management industry is intensely competitive.

The investment management industry is intensely competitive, and our ability to compete effectively could materially impact our results of operations. Competitiveness is based on various factors, including investment performance, investment management fee rates, continuity of investment professionals and client relationships, the quality of services provided to clients, reputation, continuity of selling arrangements with intermediaries and differentiated products. Several additional factors, including the following, increase our competitive risks:

- a number of our competitors have greater financial, technical, marketing, name recognition and other resources and more personnel than we do;
- potential competitors have a relatively low cost of entering the investment management industry;
- the recent trend toward consolidation in the investment management industry and the securities business in general, has served to increase the size and strength of a number of our competitors;
- some investors may prefer to invest with a non-publicly traded investment manager due to the perception that a publicly traded asset manager may prioritize the manager's own growth to the detriment of client investment performance;
- some competitors may have different investment styles or invest in alternative asset classes that the markets may perceive as more attractive than our investment strategies;
- other industry participants, hedge funds and alternative asset managers may seek to recruit our investment professionals; and
- some competitors charge lower fees for their investment services than we do.

Reductions in business sourced through third-party distribution channels, or their poor reviews of us or our products, could materially reduce our revenue and ability to attract new clients.

Accounts sourced through consultant-led searches have been key to our future growth. We also have accessed the high-net-worth segment of the investing community through relationships with well-respected wealth advisers who use our investment strategies in investment programs they construct for their clients. As of December 31, 2023 we had approximately \$5.7 billion in assets under management from third party distribution channels, which constituted approximately 17% of our total assets under management. Our failure to successfully maintain these third-party distribution channels could materially and adversely affect our business. In addition, poor reviews or evaluations by any of these parties, whether of a particular product or of us, could result in client withdrawals and impact our ability to attract new assets through such intermediaries.

A change of control could result in termination of our sub-investment advisory and investment advisory agreements.

Pursuant to the Advisers Act, each of our investment advisory agreements for the separate accounts we manage may not be assigned without the consent of the client. In addition, under the Investment Company Act, each of the investment advisory agreements with SEC registered mutual funds that we sub-advise automatically terminates in the event of its assignment. A sale of a controlling block of our voting securities and certain other transactions would be deemed an "assignment" pursuant to the Advisers Act and the Investment Company Act. Such an assignment may be deemed to occur in the event that the holders of the Class B units of Silvercrest L.P. exchange enough of their Class B units for shares of our Class A common stock and dispose of such shares of Class A common stock such that they no longer own a controlling interest in us, even if no other person or group acquires a controlling interest. If such a deemed assignment occurs, there can be no assurance that we will be able to obtain the necessary consents from our clients and, unless the necessary approvals and consents are obtained, the deemed assignment could adversely affect our ability to continue managing client accounts, resulting in the loss of assets under management and a corresponding loss of revenue.

If our techniques for managing risk are ineffective, we may be exposed to material unanticipated losses.

In order to manage the significant risks inherent in our business, we must maintain effective policies, procedures and systems that enable us to identify, monitor and control our exposure to operational, legal and reputational risks. Our risk management methods may prove to be ineffective due to their design, implementation or insufficient scope, or as a result of the lack of adequate, accurate or timely information or otherwise. If our risk management efforts are ineffective, we could suffer losses that could have a material adverse effect on our financial condition or operating results. Additionally, we could be subject to litigation, particularly from our clients, and sanctions or fines from regulators or self-regulatory organizations. Our techniques for managing risks in client portfolios may not fully mitigate the risk exposure in all economic or market environments, or against all types of risk, including risks that we might fail to identify or anticipate.

Our reliance on prime brokers, custodians, administrators and other agents subjects us to certain risks relating to their execution of transactions and their solvency, and the failure by or insolvency of, any such person could adversely affect our business and financial performance.

Our business generally depends on the services of prime brokers, custodians, administrators and other agents to carry out securities transactions. For example, in the event of the insolvency of a prime broker and/or custodian, our funds might not be able to recover equivalent assets in full as they will rank among the prime broker's and custodian's unsecured creditors in relation to assets, which the prime broker or a custodian borrows, lends or otherwise uses. In addition, our funds' cash held with a prime broker or a custodian will not be segregated from the prime broker's or custodian's own cash, and our funds will therefore rank as unsecured creditors in relation thereto.

If we incur indebtedness or issue senior equity securities, we will be exposed to additional risks, including the typical risks associated with leverage.

The amount of leverage that we employ will depend on our board of directors' assessment of market and other factors at the time of any proposed borrowing. We may also use leverage to make certain investments. There is no assurance that a leveraging strategy will be successful. Leverage involves risks and special considerations that include the following:

- there is a likelihood of greater volatility of net asset value of our business and market price of our common stock than a comparable business without leverage;
- we will be exposed to increased risk of loss if we incur debt or issue senior equity securities to finance acquisitions or investments because a decrease in the value of our investments would have a greater negative impact on our returns, and therefore the value of our Class A common stock than if we did not use leverage;
- it is likely that such debt or equity securities will be governed by instruments containing covenants restricting our operating flexibility. These covenants may impose asset coverage or investment composition requirements that are more stringent than those of our business plan and could require our business to liquidate investments at an inopportune time;
- if we are required to pledge a substantial portion of our assets in order to obtain debt financing, it may limit our ability to enter into subsequent financings at attractive terms;
- we, and indirectly our investors, will bear the cost of leverage, including issuance and servicing costs; and
- any preferred, convertible or exchangeable securities that we issue may have rights, preferences and privileges more favorable than those of our common stock.

In addition, the credit facility entered into in June 2013, as explained below, by all of the subsidiaries of Silvercrest L.P. and guaranteed by Silvercrest L.P. contains financial and other restrictive covenants, including restrictions on distributions, incurrence of additional indebtedness, mergers and certain other dispositions of our business and sale of assets.

Any requirement that we sell assets at a loss to redeem or pay interest on any leverage or for other reasons would reduce our equity value and also make it difficult for our net asset value to recover. Our board of directors, in its best judgment, nevertheless may determine to use leverage if it expects that the benefits to our common stockholders of maintaining the leveraged position will outweigh the risks. General interest rate fluctuations may have a substantial negative impact on our investments and investment opportunities. In addition, an increase in interest rates would make it more expensive for us to use debt to finance these investments.

Future financings could adversely affect us and our common stockholders by diluting existing stockholders or by placing restrictions on our ability to run our business, including making distributions to unitholders.

The subsidiaries of Silvercrest L.P. entered into a credit facility in June 2013, which was amended in July 2019, pursuant to which the subsidiaries of Silvercrest L.P. will be able to borrow up to \$25.5 million in principal amount from time to time for working capital needs and other purposes. Although we believe that available borrowings under our credit facility and future cash flow from operations will be sufficient to meet our working capital requirements for normal operations pursuant to our business plan, these sources of capital may not fully fund our growth strategy in the immediate future. If we decide to pursue future acquisitions, we may draw down proceeds from our existing credit facilities and then raise additional capital through the incurrence of long-term or short-term indebtedness or the issuance of additional equity securities in private or public transactions. This could result in dilution of existing common stockholders' equity positions, increased interest expense and decreased net income. In addition, significant capital requirements associated with such investments may impair our ability to make distributions to our Class A common stockholders.

Newly enacted laws or regulations and future changes in the taxation of businesses may impact our effective tax rate or may adversely affect our business, financial condition and operating results.

Newly enacted laws or regulations, and future changes in the taxation of businesses, may impact our effective tax rate or may adversely affect our business, financial condition and operating results. For example, the Tax Cuts and Jobs Act, enacted on December 22, 2017, reduced the corporate income tax rate to 21%, further limited the deductibility of business interest expense, and restricted the use of net operating loss carryforwards arising in taxable years beginning after December 31, 2018. We cannot predict how changes in the laws or regulations, other guidance issued pursuant to such changes, or conforming or non-conforming state tax rules might affect us or our business. In addition, there can be no assurance that tax laws, including the U.S. corporate income tax rate, would not undergo significant changes in the near future.

The market price and trading volume of our Class A common stock may be volatile, which could result in rapid and substantial losses for our stockholders.

The market price of our Class A common stock may be highly volatile and could be subject to wide fluctuations. Moreover, the trading volume of our Class A common stock may fluctuate and cause significant price variations to occur. If the market price of our Class A common stock declines significantly, you may be unable to sell your shares of Class A common stock at or above the price at which you purchased it, if at all. The market price of our Class A common stock may fluctuate or decline significantly in the future. Some of the factors that could negatively affect the price of our Class A common stock, or result in fluctuations in the price or trading volume of our Class A common stock, include:

- variations in our quarterly or annual operating results;
- failure to meet the market's earnings expectations;
- publication of research reports about us or the investment management industry, or the failure of securities analysts to continue to cover our Class A common stock;
- the public's reactions to our press releases, other public announcements and filings with the SEC;
- departures of any of our portfolio managers or members of our senior management team or additions or departures of other key personnel;
- adverse market reaction to any indebtedness we may incur or securities we may issue in the future;
- market and industry perception of our success, or lack thereof, in pursuing our growth strategies;
- actions by stockholders;
- strategic actions by us or our competitors, such as acquisitions or restructurings;
- changes in market valuations of similar companies;
- changes in our capital structure;
- actual or anticipated poor performance in one or more of the investment strategies we offer;
- changes or proposed changes in laws or regulations, or differing interpretations thereof, affecting our business, or enforcement of these laws and regulations, or announcements relating to these matters;
- changes in accounting standards, policies, guidance, interpretations or principles;
- adverse publicity about the investment management industry generally or as a result of specific events;

- sales of shares of our Class A common stock by us or members of our management team;
- litigation and governmental investigations;
- the expiration of contractual lockup agreements; and
- changes in general market, economic and political conditions in the United States and global economies or financial markets, including those resulting from natural disasters, terrorist attacks, acts of war, and responses to such.

Future issuances and sales of our Class A common stock in the public market could lower our stock price, and any additional capital raised by us through the sale of equity or convertible securities may dilute your ownership in us.

The market price of our Class A common stock could decline as a result of sales of a large number of shares of our Class A common stock available for sale, or the perception that such sales could occur. These sales, or the possibility that these sales may occur, also may make it more difficult for us to raise additional capital by selling equity securities in the future, at a time and price that we deem appropriate.

We have 9,478,997 shares of our Class A common stock outstanding as of March 4, 2024. The shares of Class A common stock that will be issuable upon exchange of Class B units held by our principals may only be sold in the manner and at the times described in our exchange agreement with our principals. For so long as a principal remains employed by us, during any 12-month period, each principal and his permitted transferees (*e.g.*, family trusts) may collectively exchange vested Class B units that equal 20% of the Class B units such persons collectively held at the beginning of such 12-month period, subject to certain exceptions described under the second amended and restated limited partnership agreement of Silvercrest L.P. Upon a termination of employment other than due to retirement or for cause, all Class B units held by a principal, other than those Class B units forfeited under certain circumstances, will be exchanged automatically for shares of Class A common stock. The shares of Class A common stock received upon exchange for Class B units held by our principals may be sold (i) at any time and in any manner by retired employees and employees or estates of employees terminated due to death or disability, (ii) for any principal whose employment is terminated by us without cause, in an amount equal to 50% of the total shares of Class A common stock held by the principal at the time of termination of employment less any amounts sold for taxes in each 12-month period following the 18-month anniversary of the date of termination of employment, and (iii) for any principal who voluntarily resigns his employment, in an amount equal to one-third of the total shares of Class A common stock held by the principal at the time of termination of employment less any amounts sold for taxes in each 12-month period following the 18-month anniversary of the date of resignation of employment subject to manner of sale restrictions. The estate of our former Chief Executive Officer may sell portions or all of its Class A common shares in Silvercrest in order to diversify its portfolio.

As of December 31, 2023, we have reserved for issuance 1,110,578 shares of our Class A common stock pursuant to, upon the exercise of options or other equity awards granted under, or upon exchange of Class B units granted under, our 2012 Equity Incentive Plan. We may increase the number of shares registered for this purpose from time to time. Once we register these additional shares, they will be able to be sold in the public market upon issuance.

We cannot predict the size of future issuances of our Class A common stock or the effect, if any, that future issuances and sales of shares of our Class A common stock may have on the market price of our Class A common stock. Sales or distributions of substantial amounts of our Class A common stock (including shares issued in connection with an acquisition), or the perception that such sales could occur, may cause the market price of our Class A common stock to decline.

Stockholders may experience dilution in the future.

Stockholders will experience further dilution upon issuance of restricted Class B units or restricted shares of our Class A common stock, or upon the grant of options or equity awards to purchase Class B units or shares of our Class A common stock, in each case under our 2012 Equity Incentive Plan.

The requirements of being a public company may strain our resources and distract our management, which could make it difficult to manage our business.

As a public company, we are required to comply with various regulatory and reporting requirements, including those required by the SEC. Complying with these reporting and other regulatory requirements is time-consuming and results in increased costs to us and could have a negative effect on our business, results of operations and financial condition. As a public company, we are subject to the reporting requirements of the Exchange Act and requirements of Sarbanes Oxley. These requirements may place a strain on our systems and resources. The Exchange Act requires that we file annual, quarterly and current reports with respect to our business and financial condition. Sarbanes Oxley requires that we maintain effective disclosure controls and procedures and internal controls over financial reporting. To maintain and improve the effectiveness of our disclosure controls and procedures, we need to commit significant resources, hire additional staff and provide additional management oversight. We have implemented additional procedures and processes for the purpose of addressing the standards and requirements applicable to public companies. Sustaining our growth also will require us to commit additional management, operational and financial resources to identify new professionals to join our company and to maintain appropriate operational and financial systems to adequately support our expansion. In addition, as a public company, we have enhanced our investor relations, legal and corporate communications functions. All of these activities and additional efforts may increase our costs, strain our resources and divert management's attention from other business concerns, which could have a material adverse effect on our business, financial condition, results of operations and cash flows.

If securities or industry analysts do not publish research or publish inaccurate or unfavorable research about our business, our stock price and trading volume could decline.

The trading market for our Class A common stock depends in part on the research and reports that securities or industry analysts publish about us or our business. If one or more of the analysts who covers us downgrades our stock or publishes inaccurate or unfavorable research about our business, our stock price would likely decline. If one or more of these analysts ceases coverage of us or fails to publish reports on us regularly, demand for our stock could decrease, which could cause our stock price and trading volume to decline.

The COVID-19 pandemic has had a negative impact on our revenue levels.

Our revenue is highly correlated to securities markets, and we expect that our assets under management and revenue levels will be negatively impacted, on an incremental basis, by the effect of the COVID-19 pandemic on securities markets. The COVID-19 pandemic affected our operations in each of the quarters during the period from April 1, 2020 through the quarter ended December 31, 2023, and may continue to do so indefinitely thereafter. While demand for the Company's services continues given the current capital markets and overall economic environment, such demand may not continue and demand may decrease from historical levels depending on a variety of factors related to the COVID-19 pandemic, as well as the risk of resurgence. Such events may result in business disruption, reduced earnings and operations, any of which could materially affect our business, financial condition, and results of operations. If the Company's clients, vendors and business partners are impacted by the pandemic for an extended period of time, the Company's earnings and operations may be negatively impacted as well.

The amount and mix of our AUM are subject to significant fluctuations, and a shift in our asset mix toward lower-fee products may negatively impact our revenues and income.

Fluctuations in the amount and mix of our AUM may be attributable in part to market conditions outside of our control that have had, and in the future could have, a negative impact on our revenues and income. The level of our revenues depends largely on the level and relative mix of AUM. Our investment management fee revenues are based primarily on a percentage of AUM and vary with the nature and strategies of our products. Any decrease in the value or amount of our AUM because of market volatility or other factors, such as asset outflows or a decline in the price of stocks, in particular market segments or in the securities market generally, negatively impacts our revenues and income. Changing market conditions and investor preferences may cause a shift in our asset mix toward certain lower fee products, such as fixed income products and ETFs, and away from higher fee equity and multi-asset products, which may cause a related decline in our revenues and income. In addition, increases in interest rates, particularly if rapid, as well as uncertainty in the future direction of interest rates, may have a negative impact on our fixed income products and decrease the total return on bond investments due to lower market valuations of existing bonds. Moreover, we generally derive higher investment management and distribution fees from our international products than from our U.S. products, and higher sales fees from our U.S. products than from our international products. Changing market conditions may cause a shift in our asset mix.

The ongoing conflicts in Ukraine and Gaza have, and will likely continue to, negatively impact the global economy and may have a material adverse effect on our business, operations and financial results.

The military conflicts in Ukraine and Gaza and the ongoing geopolitical tensions have created significant volatility, uncertainty and economic disruption. The United States, European Union and other countries have announced economic sanctions against Russia, and the recent war in Gaza and the threat of ongoing international conflict have created further global instability. While it has not had a material adverse effect on our business, operations and financial results, the extent to which the conflicts impact our business, operations and financial results going forward will depend on numerous evolving factors that we may not be able to accurately predict, including: the duration and scope of the conflicts, governmental and business actions that have been and continue to be taken in response to the conflict, the impact of the conflict on economic activity and any retaliatory actions taken, including by Russia.

Item 1B. Unresolved Staff Comments.

None.

Item 1C. Cybersecurity.

Risk Management and Strategy

We regularly assess risks from information security threats, monitor our information systems for potential vulnerabilities, and test those systems pursuant to our information security policies, processes, and practices. To protect our information systems from threats, we use various security tools that help us identify, escalate, investigate, resolve, and recover from security incidents in a timely manner.

We recognize the importance of protecting information assets such as the personally identifiable information of our employees, and proprietary business information, and have adopted policies, management oversight, accountability structures and technology processes designed to safeguard this information. All our employees are required to attest annually to our information security policies and participate in regular security awareness training to protect their information and the Silvercrest data and systems to which they have access. These trainings also remind employees how to report any potential privacy or data security issues.

Our information security organization comprises internal and external resources designed to identify, protect, detect, mitigate, resolve, and recover from various threats and attacks by malicious actors. We leverage 24x7x365 monitoring tools and services to address the confidentiality, integrity, and availability of Silvercrest assets and data. Regular internal and third-party reviews are performed on our processes and technologies to validate the effectiveness of our privacy and data security controls and safeguards. We monitor industry best practices and developments in data privacy and security, including increased scrutiny of third-party service providers with access to sensitive Silvercrest data. We have implemented and maintain a written proprietary security incident response plan, with defined roles and responsibilities that address notification obligations and incident response procedures to follow in the event of a data security breach. We are dedicated to business continuity and resiliency, and have documented strategies, policies, and procedures in place to protect employee, business, and client data in the event of an emergency or natural disaster.

We work with third-party service providers that proactively assess our information security program and provide us with an industry view of the cyberthreat landscape, in addition to monitoring and supporting our control environment and breach notification and response processes.

As of the date of this Annual Report on Form 10-K, information security threats have not materially affected and we believe are not reasonably likely to materially affect Silvercrest, including our business strategy, results of operations, or financial condition. Refer to the risk factor captioned “Operational risks, including the threat of cyber-attacks, may disrupt our business, breach our clients’ security, result in losses or limit our growth” in Part I, Item 1A. “Risk Factors” for more information regarding cybersecurity risks and potential related impacts on Silvercrest.

Governance

We have implemented and maintain a formal information security program, designed to develop, and maintain privacy and data security practices to protect Silvercrest assets and sensitive third-party information, including personal information. This program is governed by employees comprised of members of senior management, including our Chief Information Security Officer (“CISO”), who meet regularly and provide reports to the Board of Directors at least annually. The CISO oversees communications with the Board of Directors regarding material cybersecurity incidents and provides the Board with a summary of risks from current cybersecurity threats on a regular basis, as well as updates on management’s information security program oversight and maintenance activities, and any material changes to Silvercrest’s information security practices and procedures.

We take a risk-based approach to information security and have implemented policies throughout our operations that are designed to address threats and our response to actual or suspected incidents. In particular, the CISO is responsible for the ongoing identification and assessment of reasonably foreseeable cybersecurity threats and based on these assessments, evaluating and overseeing the implementation of safeguards for limiting such risks, including employee training and compliance, and detection and prevention mechanisms. If an information security incident occurs, Silvercrest will assemble an incident response team responsible

for the identification, remediation, and post-incident review of such incident, engage outside advisors and notify third parties as appropriate and assess the materiality of the nature, scope and timing of a given incident and whether public disclosure is required.

The CISO is responsible for leading the assessment and management of cybersecurity risks. The CISO provides reports to the Board of Directors as part of the updates discussed above and regularly communicates with other members of senior management regarding information security risks.

Item 2. Properties.

Our corporate headquarters are located at 1330 Avenue of the Americas, 38th Floor, New York, New York 10019, where we occupy approximately 41,000 square feet of space under a lease, the extended terms of which expire on September 30, 2028. We also lease space for our other six offices. We believe our current facilities are adequate for our current needs and that suitable additional space will be available as and when needed.

Item 3. Legal Proceedings.

We are, and will continue to be, subject to litigation from time to time in the ordinary course of business. Currently, there are no material legal proceedings pending or threatened against us.

Item 4. Mine Safety Disclosures.

Not applicable.

PART II

Item 5. Market for Registrant’s Common Equity, Related Stockholder Matters and Issuer Purchases of Equity Securities

Our Class A common stock has been listed on The Nasdaq Global Market under the symbol “SAMG” since June 27, 2013. Our Class B common stock is not listed on The Nasdaq Global Market and there is no established trading market for such shares.

Issuer Purchases of Equity Securities

No purchases of our Class A common stock were made during the quarter ended December 31, 2023.

Holders

As of March 4, 2024, there were 17 holders of record of our Class A common stock and 57 holders of record of our Class B common stock. A substantially greater number of holders of our Class A common stock are held in “street name” and held of record by banks, brokers and other financial institutions.

Equity Compensation Plan Information

Plan Category	(a) Number of securities to be issued upon exercise of outstanding options, warrants and rights	(b) Weighted- average exercise price of outstanding options, warrants and rights	(c) Number of securities remaining available for future issuance under equity compensation plans (excluding securities reflected in column (a))
Equity compensation plans approved by security holders	424,058	\$ 15.32	1,110,578
Equity compensation plans not approved by security holders	—	—	—
Total	<u>424,058</u>	<u>\$ 15.32</u>	<u>1,110,578</u>

A total of 1,670,960 shares of Class A common stock were initially registered and an additional 1,050,000 were added when the 2012 Equity Incentive Plan was amended in June 2022, 966,510 restricted stock units were granted in August 2015, 14,373 restricted stock units were granted in May 2016, 105,398 non-qualified stock options were granted in October 2018, 60,742 non-qualified stock options were granted in May 2019, 34,388 restricted stock units were granted in May 2019, 8,242 restricted stock units were granted in March 2020, 86,764 non-qualified stock options were granted in May 2020, 49,116 restricted stock units were granted in May 2020, 21,598 restricted stock units were granted in January 2021, 129,314 restricted stock units were granted in May 2021, 1,827 restricted stock units were granted in August 2021, 10,270 restricted stock units were granted in May 2022, 92,154 restricted stock units were granted in November 2022, 101,192 restricted stock units were granted in April 2023, 11,822 restricted stock units were granted in May 2023, 83,328 of the non-qualified stock options granted in October 2018 were returned to the plan in October 2023 and 1,110,578 remain reserved for issuance under the 2012 Equity Incentive Plan as of December 31, 2023.

Performance Graph

As a “smaller reporting company” as defined in Item 10 of Regulation S-K, the Company is not required to provide this information.

Item 6. [Reserved]

Item 7. Management's Discussion and Analysis of Financial Condition and Results of Operations

Forward-Looking Statements

This report contains forward-looking statements relating to present or future trends or factors that are subject to risks and uncertainties. These risks include, but are not limited to: specific and overall impacts of the coronavirus (COVID-19) pandemic on our financial condition and results of operations; our ability to achieve our business objectives; our ability to successfully achieve the anticipated results of strategic transactions, including the integration of the operations of acquired assets and businesses; the retention and development of clients and other business relationships; disruptions or delays in our business operations, including without limitation disruptions or delays arising from political unrest, war, labor strikes, natural disasters, public health crises such as the coronavirus pandemic, and other events and circumstances beyond our control; our ability to control costs; general economic conditions; fluctuation in operating results; changes in the securities markets; our ability to maintain compliance with the terms of our credit facility; the availability, integration and effective operation of information systems and other technology, and the potential interruption of such systems or technology; risks related to data security of privacy breaches; and other risks detailed from time to time in our filings with the SEC. Our future financial performance could differ materially from the expectations of management contained herein. Additionally, many of these risks and uncertainties are currently elevated by and may or will continue to be elevated by the COVID-19 pandemic. It is not possible to predict or identify all such risks, but may become material in the future. We undertake no obligation to release revisions to these forward-looking statements after the date of this report.

Overview

We are a full-service wealth management firm focused on providing financial advisory and related family office services to ultra-high net worth individuals and institutional investors. In addition to a wide range of investment capabilities, we offer a full suite of complementary and customized family office services for families seeking a comprehensive oversight of their financial affairs. During the twelve months ended December 31, 2023, our assets under management increased 15.2% from \$28.9 billion to \$33.3 billion.

The business includes the management of funds of funds, and other investment funds, collectively referred to as the "Silvercrest Funds". Silvercrest L.P. has issued restricted stock units exercisable for 240,998 Class B units which entitle the holders thereof to receive distributions from Silvercrest L.P. to the same extent as if the underlying Class B units were outstanding. Net profits and net losses of Silvercrest L.P. will be allocated, and distributions from Silvercrest L.P. will be made, to its current partners pro rata in accordance with their respective partnership units (and assuming the Class B units underlying all restricted stock units are outstanding).

The historical results of operations discussed in this Management's Discussion and Analysis of Financial Condition and Results of Operations include those of Silvercrest L.P. and its subsidiaries. As the general partner of Silvercrest L.P., we control its business and affairs and, therefore, consolidate its financial position and results with ours. The interests of the limited partners' collective 32.9% partnership interest in Silvercrest L.P. as of December 31, 2023 are reflected in non-controlling interests in our consolidated financial statements.

This Item 7 generally discusses 2023 and 2022 items and year-to-year comparisons between 2023 and 2022. Discussions of 2021 items and year-to-year comparisons between 2022 and 2021 that are not included in this Form 10-K can be found in "Management's Discussion and Analysis of Financial Condition and Results of Operations" in the Company's Annual Report on Form 10-K for the fiscal year ended December 31, 2022 filed with the SEC on March 2, 2023.

COVID-19 Pandemic

The emergence of the coronavirus (COVID-19) around the world, and particularly in the United States, presents significant risks to us, not all of which we are able to fully evaluate or foresee at the current time.

The COVID-19 pandemic affected our operations in each of the quarters during the period April 1, 2020 through December 31, 2023 and may continue to do so indefinitely thereafter.

Key Performance Indicators

When we review our performance, we focus on the indicators described below:

(in thousands except as indicated)	For the Year Ended December 31,		
	2023	2022	2021
Revenue	\$ 117,410	\$ 123,217	\$ 131,603
Income before other income (expense), net	\$ 18,819	\$ 38,562	\$ 30,521
Net income	\$ 15,183	\$ 30,793	\$ 24,946
Net income margin	12.9%	25.0%	19.0%
Net income attributable to Silvercrest	\$ 9,094	\$ 18,828	\$ 14,693
Adjusted EBITDA (1)	\$ 26,878	\$ 32,021	\$ 43,441
Adjusted EBITDA margin (2)	22.9%	26.0%	33.0%
Assets under management at period end (billions)	\$ 33.3	\$ 28.9	\$ 32.3
Average assets under management (billions) (3)	\$ 31.1	\$ 30.6	\$ 30.1

- (1) EBITDA, a non-GAAP measure of earnings, represents net income before provision for income taxes, interest income, interest expense, depreciation and amortization. We define Adjusted EBITDA as EBITDA without giving effect to items, including but not limited to professional fees associated with acquisitions or financing transactions, gains on extinguishment of debt or other obligations related to acquisitions, losses on disposals or abandonment of assets and leaseholds, severance and other similar expenses, but including partner incentive allocations, prior to our initial public offering, as an expense. We use this non-GAAP financial measure to assess the strength of our business. These adjustments and the non-GAAP financial measures that are derived from them provide supplemental information to analyze our business from period to period. Investors should consider these non-GAAP financial measures in addition to, and not as a substitute for financial measures in accordance with GAAP. See “Supplemental Non-GAAP Financial Information” for a reconciliation of non-GAAP financial measures.
- (2) Adjusted EBITDA margin, a non-GAAP measure of earnings, is calculated by dividing Adjusted EBITDA by total revenue.
- (3) We have computed average assets under management by averaging assets under management at the beginning of the applicable period and assets under management at the end of the applicable period.

Revenue

We generate revenue from management and advisory fees, performance fees and family office services fees. Our management and advisory fees are generated by managing assets on behalf of separate accounts and acting as investment adviser for various investment funds. Our performance fees relate to assets managed in external investment strategies in which we have a revenue sharing arrangement and in funds in which we have no partnership interest. Our management and advisory fees and family office services fees income is recognized through the course of the period in which these services are provided. Income from performance fees is recorded at the conclusion of the contractual performance period when all contingencies are resolved. In certain arrangements, we are only entitled to receive performance fees and allocations when the return on assets under management exceeds certain benchmark returns or other performance targets.

The discretionary investment management agreements for our separately managed accounts do not have a specified term. Rather, each agreement may be terminated by either party at any time, unless otherwise agreed with the client, upon written notice of termination to the other party. The investment management agreements for our private funds are generally in effect from year to year, and may be terminated at the end of any year (or, in certain cases, on the anniversary of execution of the agreement) (i) by us upon 30 or 90 days’ prior written notice and (ii) after receiving the affirmative vote of a specified percentage of the investors in the private funds that are not affiliated with us, by the private fund on 60 or 90 days’ prior written notice. The investment management agreements for our private funds may also generally be terminated effective immediately by either party where the non-terminating party (i) commits a material breach of the terms subject, in certain cases, to a cure period, (ii) is found to have committed fraud, gross negligence or willful misconduct or (iii) becomes bankrupt, becomes insolvent or dissolves. Each of our investment management agreements contains customary indemnification obligations from us to our clients. The tables below set forth the amount of assets under management, the percentage of management and advisory fees revenues, the amount of revenue recognized, and the average assets under management for discretionary managed accounts and for private funds for each period presented.

Discretionary Managed Accounts

(in billions)	As of and for the Year Ended December 31,		
	2023	2022	2021
AUM concentrated in Discretionary Managed Accounts	\$ 21.5	\$ 20.5	\$ 24.6
Average AUM For Discretionary Managed Accounts	\$ 21.0	\$ 22.6	\$ 22.4
Discretionary Managed Accounts Revenue (in millions)	\$ 108.7	\$ 114.3	\$ 122.3
Percentage of management and advisory fees revenue	96%	96%	96%

Private Funds

(in billions)	As of and for the Year Ended December 31,		
	2023	2022	2021
AUM concentrated in Private Funds	\$ 0.4	\$ 0.4	\$ 0.5
Average AUM For Private Funds	\$ 0.4	\$ 0.5	\$ 0.5
Private Funds Revenue (in millions)	\$ 4.1	\$ 4.4	\$ 4.7
Percentage of management and advisory fees revenue	4%	4%	4%

Our management and advisory fees are primarily driven by the level of our assets under management. Our assets under management increase or decrease based on the net inflows or outflows of funds into our various investment strategies and the investment performance of our clients' accounts. In order to increase our assets under management and expand our business, we must develop and market investment strategies that suit the investment needs of our target clients and provide attractive returns over the long term. Our ability to continue to attract clients will depend on a variety of factors including, among others:

- our ability to educate our target clients about our classic value investment strategies and provide them with exceptional client service;
- the relative investment performance of our investment strategies, as compared to competing products and market indices;
- competitive conditions in the investment management and broader financial services sectors;
- investor sentiment and confidence; and
- our decision to close strategies when we deem it to be in the best interests of our clients.

The majority of management and advisory fees that we earn on separately-managed accounts are based on the value of assets under management on the last day of each calendar quarter. Most of our management and advisory fees are billed quarterly in advance on the first day of each calendar quarter. Our basic annual fee schedule for management of clients' assets in separately managed accounts is: (i) for managed equity or balanced portfolios, 1% of the first \$10 million and 0.60% on the balance, (ii) for managed fixed income only portfolios, 0.40% on the first \$10 million and 0.30% on the balance, (iii) for the municipal value strategy, 0.65%, (iv) for Cortina's equity portfolios, 1% on the first \$25 million, 0.90% on the next \$50 million and 0.80% on the balance and (v) for outsourced chief investment officer portfolios, 0.40% on the first \$50 million, 0.32% on the next \$50 million and 0.24% on the balance. Our fee for monitoring non-discretionary assets can range from 0.05% to 0.01%, but can also be incorporated into an agreed-upon fixed family office service fee. The majority of our client relationships pay a blended fee rate because they are invested in multiple strategies.

Management fees earned on investment funds that we advise are calculated primarily based on the net assets of the funds. Some funds calculate investment fees based on the net assets of the funds as of the last business day of each calendar quarter, whereas other funds calculate investment fees based on the value of net assets on the first business day of the month. Depending on the investment fund, fees are paid either quarterly in advance or quarterly in arrears. For our private funds, the fees range from 0.25% to 1.5% annually. Certain management fees earned on investment funds for which we perform risk management and due diligence services are based on flat fee agreements customized for each engagement.

Average annual management fee is calculated by dividing our actual revenue earned over a period by our average assets under management during the same period (which is calculated by averaging quarter-end assets under management for the applicable period). Our average management fee was 0.38%, 0.40% and 0.44% for the years ended December 31, 2023, 2022 and 2021, respectively. Changes in our total average management fee rates are typically the result of changes in the mix of our assets under management and increased concentration in our equities strategies whose fee rates are higher than those of other investment strategies. Advisory fees are also adjusted for any cash flows into or out of a portfolio, where the cash flow represents greater than 10% of the previous quarter-end market value of the portfolio. These cash flow-related adjustments were insignificant for the years ended December 31, 2023, 2022 and 2021. Silvercrest L.P. has authority to take fees directly from external custodian accounts of its separately managed accounts.

Our management and advisory fees may fluctuate based on a number of factors, including the following:

- changes in assets under management due to appreciation or depreciation of our investment portfolios, and the levels of the contribution and withdrawal of assets by new and existing clients;
- allocation of assets under management among our investment strategies, which have different fee schedules;

- allocation of assets under management between separately managed accounts and advised funds, for which we generally earn lower overall advisory fees; and
- the level of our performance with respect to accounts and funds on which we are paid incentive fees.

Our family office services capabilities enable us to provide comprehensive and integrated services to our clients. Our dedicated group of tax and financial planning professionals provide financial planning, tax planning and preparation, partnership accounting and fund administration, and consolidated wealth reporting, among other services. Family office services income fluctuates based on both the number of clients for whom we perform these services and the level of agreed-upon fees, most of which are flat fees. Therefore, non-discretionary assets under management, which are associated with family office services, do not typically serve as the basis for the amount of family office services revenue that is recognized.

Expenses

Our expenses consist primarily of compensation and benefits expenses, as well as general and administrative expense including rent, professional services fees, data-related costs and sub-advisory fees. These expenses may fluctuate due to a number of factors, including the following:

- variations in the level of total compensation expense due to, among other things, bonuses, awards of equity to our employees and partners of Silvercrest L.P., changes in our employee count and mix, and competitive factors; and
- the level of management fees from funds that utilize sub-advisors will affect the amount of sub-advisory fees.

Compensation and Benefits Expense

Our largest expense is compensation and benefits, which includes the salaries, bonuses, equity-based compensation and related benefits and payroll costs attributable to our principals and employees. Our compensation methodology is intended to meet the following objectives: (i) support our overall business strategy; (ii) attract, retain and motivate top-tier professionals within the investment management industry; and (iii) align our employees' interests with those of our equity owners. We have experienced, and expect to continue to experience, a general rise in compensation and benefits expense commensurate with growth in headcount and with the need to maintain competitive compensation levels.

The components of our compensation and benefits expenses for the years ended December 31, 2023, 2022 and 2021 are as follows:

(in thousands)	For the Year Ended December 31,		
	2023	2022	2021
Cash compensation and benefits (1)	\$ 70,992	\$ 70,461	\$ 71,138
Non-cash equity-based compensation expense	1,627	1,149	1,426
Total compensation expense	<u>\$ 72,619</u>	<u>\$ 71,610</u>	<u>\$ 72,564</u>

- (1) For the years ended December 31, 2023, 2022 and 2021, \$31,289, \$32,262 and \$34,781 of partner incentive payments were included in cash compensation and benefits expense, respectively.

During 2023, 2022 and 2021, Silvercrest L.P. granted restricted stock units ("RSU") to existing Class B unit holders. During 2022 and 2021, Silvercrest L.P. granted non-qualified options ("NQO") to an existing Class B unit holder. Information regarding restricted stock units can be found in Note 16. "Equity-Based Compensation" in the "Notes to Consolidated Financial Statements" in "Item 8. Financial Statements and Supplementary Data" of this filing.

General and Administrative Expenses

General and administrative expenses include occupancy-related costs, professional and outside services fees, office expenses, depreciation and amortization, sub-advisory fees and the costs associated with operating and maintaining our research, trading and portfolio accounting systems. Our costs associated with operating and maintaining our research, trading and portfolio accounting systems and professional services expenses generally increase or decrease in relative proportion to the number of employees retained by us and the overall size and scale of our business operations. Sub-advisory fees will fluctuate based on the level of management fees from funds that utilize sub-advisors.

Other Income

Other income is derived primarily from investment income arising from our investments in various private investment funds that were established as part of our investment strategies. We expect the investment components of other income, in the aggregate, to fluctuate based on market conditions and the success of our investment strategies. Performance fees earned from those investment funds in which we have a partnership interest have been earned over the past few years as a result of the achievement of various high water marks depending on the investment fund. These performance fees are recorded based on the equity method of accounting. The majority of our performance fees over the past few years have been earned from our fixed income-related funds.

Non-Controlling Interests

We are the general partner of Silvercrest L.P. and control its business and affairs and, therefore, consolidate its financial results with ours. In light of the limited partners' interests in Silvercrest L.P., we reflect their partnership interests as non-controlling interests in our consolidated financial statements.

Provision for Income Tax

We are subject to taxes applicable to C-corporations. Our effective tax rate, and the absolute dollar amount of our tax expense, will be offset by the benefits of the tax receivable agreement entered into with our Class B stockholders.

Acquisitions

On April 12, 2019, we entered into an Asset Purchase Agreement (the "Purchase Agreement") with Cortina Asset Management, LLC, a Wisconsin limited liability company ("Cortina"), and certain interest holders of Cortina (the "Principals") to acquire, directly or through a designated affiliate, substantially all of the assets of Cortina relating to Cortina's business of providing investment management, investment advisory, and related services.

Subject to the terms and conditions set forth in the Purchase Agreement, we agreed to pay to Cortina an aggregate maximum amount of \$44.9 million, 80% of which was agreed to be paid in cash at closing by us, and 20% of which was agreed to be paid by us in the form of issuance and delivery to certain Principals at closing of Class B Units in Silvercrest L.P., in each case subject to certain adjustments as described in the Purchase Agreement. In addition, the Purchase Agreement provides for up to an additional \$26.2 million to be paid 80% in cash with certain Principals receiving the remaining 20% in the form of Class B Units of Silvercrest L.P. in potential earn-out payments over the next four years.

On July 1, 2019, the acquisition was completed pursuant to the Purchase Agreement. At closing, the Company paid to Cortina an aggregate principal amount of \$33.6 million in cash, and Silvercrest L.P. paid an additional \$9.0 million in the form of issuance and delivery to certain Principals of 662,713 Class B Units in Silvercrest L.P. Of the \$33.6 million paid in cash, \$35.1 million represented consideration, partially offset by net closing credits due to the Company for reimbursable expenses from Cortina.

In addition, the Purchase Agreement provides for up to an additional \$26.2 million to be paid 80% in cash with certain Principals of Cortina receiving the remaining 20% in the form of Class B Units of Silvercrest L.P. in potential earn-out payments over the next four years.

The foregoing description of the Purchase Agreement is only a summary, does not purport to be complete, and is qualified in its entirety by reference to the full text of the Purchase Agreement, which is attached as Exhibit 2.1 to the Form 8-K filed by Silvercrest on April 15, 2019.

On December 13, 2018, we executed an Asset Purchase Agreement (the "Neosho Asset Purchase Agreement") by and among the Company, Silvercrest L.P. ("SLP"), Silvercrest Asset Management Group LLC ("SAMG LLC") and Neosho Capital LLC ("Neosho" or the "Seller"), and Christopher K. Richey, Alphonse I. Chan, Robert K. Choi and Vincent G. Pandes, each such individual a principal of Neosho, to acquire certain assets of Neosho. The transaction contemplated by the Neosho Asset Purchase Agreement closed on January 15, 2019 and is referred to herein as the "Neosho Acquisition".

Information regarding the Cortina and Neosho Acquisitions can be found in Note 3. "Acquisitions" in the "Notes to Consolidated Financial Statements" in "Item 8. Financial Statements and Supplementary Data" of this filing.

Operating Results

Revenue

Our revenues for the years ended December 31, 2023, 2022 and 2021 are set forth below:

(in thousands)	For the Years Ended December 31,			
	2023	2022	2023 vs. 2022 (\$)	2023 vs. 2022 (%)
Management and advisory fees	\$ 112,794	\$ 118,725	\$ (5,931)	(5.0)%
Performance fees and allocations	—	2	(2)	(100.0)%
Family office services	4,616	4,490	126	2.8%
Total revenue	<u>\$ 117,410</u>	<u>\$ 123,217</u>	<u>\$ (5,807)</u>	(4.7)%

(in thousands)	For the Years Ended December 31,			
	2022	2021	2022 vs. 2021 (\$)	2022 vs. 2021 (%)
Management and advisory fees	\$ 118,725	\$ 126,976	\$ (8,251)	(6.5)%
Performance fees and allocations	2	86	(84)	100.0%
Family office services	4,490	4,541	(51)	(1.1)%
Total revenue	<u>\$ 123,217</u>	<u>\$ 131,603</u>	<u>\$ (8,386)</u>	(6.4)%

The growth in our assets under management from January 1, 2021 to December 31, 2023 is described below:

(in billions)	Assets Under Management		
	Discretionary	Non-Discretionary	Total
As of January 1, 2021	\$ 20.6	\$ 7.2	\$ 27.8 (1)
Gross client inflows	5.7	0.5	6.2
Gross client outflows	(5.5)	(0.5)	(6.0)
Net client flows	0.2	—	0.2
Market appreciation	4.3	—	4.3
As of December 31, 2021	\$ 25.1	\$ 7.2	\$ 32.3 (1)
Gross client inflows	4.4	2.0	6.4
Gross client outflows	(5.8)	(0.5)	(6.3)
Net client flows	(1.4)	1.5	0.1
Market depreciation	(2.8)	(0.7)	(3.5)
As of December 31, 2022	\$ 20.9	\$ 8.0	\$ 28.9 (1)
Gross client inflows	3.0	2.4	5.4
Gross client outflows	(4.1)	(0.7)	(4.8)
Net client flows	(1.1)	1.7	0.6
Market appreciation	2.1	1.7	3.8
As of December 31, 2023	<u>\$ 21.9</u>	<u>\$ 11.4</u>	<u>\$ 33.3 (1)</u>

(1) Less than 5% of assets under management generate performance fees.

PROPRIETARY EQUITY PERFORMANCE ^{1,2}

AS OF 12/31/2023

ANNUALIZED PERFORMANCE

	INCEPTION	1-YEAR	3-YEAR	5-YEAR	7-YEAR	INCEPTION
Large Cap Value Composite	4/1/02	13.0	9.6	13.4	11.7	9.4
Russell 1000 Value Index		11.5	8.9	10.9	8.3	7.6
Small Cap Value Composite	4/1/02	15.6	9.0	11.7	7.4	10.3
Russell 2000 Value Index		14.6	7.9	10.0	6.1	7.9
Smid Cap Value Composite	10/1/05	9.6	6.4	9.6	7.0	9.2
Russell 2500 Value Index		16.0	8.8	10.8	7.1	7.6
Multi Cap Value Composite	7/1/02	12.4	7.1	11.1	8.9	9.4
Russell 3000 Value Index		11.7	8.8	10.8	8.2	8.1
Equity Income Composite	12/1/03	7.0	8.4	9.4	8.7	10.8
Russell 3000 Value Index		11.7	8.8	10.8	8.2	8.2
Focused Value Composite	9/1/04	4.4	2.5	6.6	5.6	9.1
Russell 3000 Value Index		11.7	8.8	10.8	8.2	8.0
Small Cap Opportunity Composite	7/1/04	18.1	5.1	12.6	10.1	10.8
Russell 2000 Index		16.9	2.2	10.0	7.3	8.0
Small Cap Growth Composite	7/1/04	7.5	(1.0)	12.8	12.1	10.5
Russell 2000 Growth Index		18.7	(3.5)	9.2	8.1	8.2
Smid Cap Growth Composite	1/1/06	11.5	(5.3)	14.9	13.7	10.5
Russell 2500 Growth Index		18.9	(2.7)	11.4	10.2	9.2

1 Returns are based upon a time weighted rate of return of various fully discretionary equity portfolios with similar investment objectives, strategies and policies and other relevant criteria managed by Silvercrest Asset Management Group LLC ("SAMG LLC"), a subsidiary of Silvercrest. Performance results are gross of fees and net of commission charges. An investor's actual return will be reduced by the advisory fees and any other expenses it may incur in the management of the investment advisory account. SAMG LLC's standard advisory fees are described in Part 2 of its Form ADV. Actual fees and expenses will vary depending on a variety of factors, including the size of a particular account. Returns greater than one year are shown as annualized compounded returns and include gains and accrued income and reinvestment of distributions. Past performance is no guarantee of future results. This report contains no recommendations to buy or sell securities or a solicitation of an offer to buy or sell securities or investment services or adopt any investment position. This report is not intended to constitute investment advice and is based upon conditions in place during the period noted. Market and economic views are subject to change without notice and may be untimely when presented here. Readers are advised not to infer or assume that any securities, sectors or markets described were or will be profitable. SAMG LLC is an independent investment advisory and financial services firm created to meet the investment and administrative needs of individuals with substantial assets and select institutional investors. SAMG LLC claims compliance with the Global Investment Performance Standards (GIPS®).

2 The market indices used to compare to the performance of our strategies are as follows:

The Russell 1000 Index is a capitalization-weighted, unmanaged index that measures the 1000 smallest companies in the Russell 3000. The Russell 1000 Value Index is a capitalization-weighted, unmanaged index that includes those Russell 1000 Index companies with lower price-to-book ratios and lower expected growth values.

The Russell 2000 Index is a capitalization-weighted, unmanaged index that measures the 2000 smallest companies in the Russell 3000. The Russell 2000 Value Index is a capitalization-weighted, unmanaged index that includes those Russell 2000 Index companies with lower price-to-book ratios and lower expected growth values. The Russell 2000 Growth Index is a capitalization-weighted, unmanaged index that includes those Russell 2000 Index companies with higher price-to-book ratios and higher forecasted growth.

The Russell 2500 Index is a capitalization-weighted, unmanaged index that measures the 2500 smallest companies in the Russell 3000. The Russell 2500 Value Index is a capitalization-weighted, unmanaged index that includes those Russell 2000 Index companies with lower price-to-book ratios and lower expected growth values. The Russell 2500 Growth Index is a capitalization-weighted, unmanaged index that includes those Russell 2500 Index companies with higher price-to-book ratios and higher forecasted growth.

The Russell 3000 Value Index is a capitalization-weighted, unmanaged index that measures those Russell 3000 Index companies with lower price-to-book ratios and lower forecasted growth.

Year Ended December 31, 2023 versus Year Ended December 31, 2022

Our total revenue decreased by \$5.8 million, or 4.7%, to \$117.4 million for year ended December 31, 2023, from \$123.2 million for year ended December 31, 2022. Despite higher assets under management ("AUM") as of December 31, 2023 when compared with AUM as of December 31, 2022, AUM levels were lower in previous periods. This was driven by market downturns, which had the effect of lower revenue during 2023 when compared with 2022.

Assets under management increased by \$4.4 billion, or 15.2%, to \$33.3 billion at December 31, 2023 from \$28.9 billion at December 31, 2022. Our increase in assets under management for the year ended December 31, 2023 was attributable to an increase in discretionary assets under management of \$1.0 billion and an increase in non-discretionary assets under management of \$3.4 billion. The increase in our discretionary assets under management was driven by market appreciation and net client inflows. With respect to our discretionary assets under management, equity assets increased by 5.3% during the year ended December 31, 2023 and fixed income assets increased by 4.4% during the same period. With respect to our discretionary assets under management, most of our decrease came from our large cap growth, multi cap growth, international small cap value and core international strategies with composite returns of 36.0%, 29.1%, 28.8%, and 26.8%, respectively, for the year ended December 31, 2023. Compared to the year ended December 31, 2022, there was a decrease of \$1.0 billion of client inflows, a decrease of \$1.5 billion in client outflows and an increase of \$7.3 billion in market appreciation. Our market appreciation during the year ended December 31, 2023 constituted a 11.4% rate of increase in our total assets under management compared to December 31, 2022, as compared to our market depreciation during the year ended December 31, 2022 which constituted a 12.1% rate of decrease in our total assets under management compared to December 31, 2021. Sub-advised fund management revenue decreased by \$0.1 million for the year ended December 31, 2023 as compared to the prior year. Proprietary fund management revenue decreased by \$0.3 million for the year ended December 31, 2023 as compared to the prior year as a result of market depreciation. As of December 31, 2023, the composition of our assets under management was 66% in discretionary assets, which includes both separately managed accounts and proprietary and sub-advised funds, and 34% in non-discretionary assets which represent assets on which we provide portfolio reporting but do not have investment discretion.

Family office services revenue remained flat at approximately \$4.6 million for the years ended December 31, 2023 and 2022.

There was no performance fee revenue for the years ended December 31, 2023 and 2022. These performance fees are primarily related to external investment strategies in which we have a revenue sharing arrangement.

Year Ended December 31, 2022 versus Year Ended December 31, 2021

Our total revenue decreased by \$8.4 million, or 6.4%, to \$123.2 million for year ended December 31, 2022, from \$131.6 million for year ended December 31, 2021. This decrease was driven by market depreciation and net client outflows in discretionary assets under management.

Assets under management decreased by \$3.4 billion, or 10.5%, to \$28.9 billion at December 31, 2022 from \$32.3 billion at December 31, 2021. Our decrease in assets under management for the year ended December 31, 2022 was attributable to a decrease in discretionary assets under management of \$4.2 billion, partially offset by an increase in non-discretionary assets under management of \$0.8 billion. The decrease in our discretionary assets under management was driven by market depreciation and net client outflows. With respect to our discretionary assets under management, equity assets decreased by 15.9% during the year ended December 31, 2022 and fixed income assets increased by 4.7% during the same period. With respect to our discretionary assets under management, most of our decrease came from our smid growth, multi cap growth, REIT and core international strategies with composite returns of -32.7%, -26.6%, -26.3%, and -26.0%, respectively, for the year ended December 31, 2022. Compared to the year ended December 31, 2021, there was an increase of \$0.2 billion of client inflows, an increase of \$7.8 billion in market depreciation and an increase of \$0.3 billion in client outflows. Our market depreciation during the year ended December 31, 2022 constituted a 12.1% rate of decrease in our total assets under management compared to December 31, 2021, as compared to our market appreciation during the year ended December 31, 2021 which constituted a 13.3% rate of increase in our total assets under management compared to December 31, 2020. Sub-advised fund management revenue increased by \$0.1 million for the year ended December 31, 2022 as compared to the prior year. Proprietary fund management revenue decreased by \$0.4 million for the year ended December 31, 2022 as compared to the prior year as a result of market appreciation. As of December 31, 2022, the composition of our assets under management was 72% in discretionary assets, which includes both separately managed accounts and proprietary and sub-advised funds, and 28% in non-discretionary assets which represent assets on which we provide portfolio reporting but do not have investment discretion.

Family office services revenue remained flat at \$4.2 million for the years ended December 31, 2022 and 2021.

Performance fee revenue was \$0 and \$0.1 million for the years ended December 31, 2022 and 2021. These performance fees are primarily related to external investment strategies in which we have a revenue sharing arrangement.

The following table represents a further breakdown of our assets under management for the years ended December 31, 2023, 2022 and 2021:

(in billions)	For the Years Ended December 31,		
	2023	2022	2021
Total AUM as of January 1,	\$ 28.9	\$ 32.3	\$ 27.8
Discretionary AUM:			
Total Discretionary AUM as of January 1,	20.9	25.1	20.6
New client accounts/assets	0.3	0.5	0.5 (1)
Closed accounts	(0.2)	(0.1)	(0.4) (2)
Net cash (outflow)/inflow	(1.3)	(1.8)	0.1 (3)
Non-discretionary to Discretionary AUM	—	—	— (4)
Market appreciation/(depreciation)	2.2	(2.8)	4.3
Change to Discretionary AUM	1.0	(4.2)	4.5
Total Discretionary AUM at December 31,	21.9	20.9	25.1
Change to Non-Discretionary AUM	3.4	0.8	— (5)
Total AUM as of December 31,	\$ 33.3	\$ 28.9	\$ 32.3

- (1) Represents new account flows from both new and existing client relationships
- (2) Represents closed accounts of existing client relationships and those that terminated
- (3) Represents periodic cash flows related to existing accounts
- (4) Represents client assets that converted to Discretionary AUM from Non-Discretionary AUM
- (5) Represents the net change to Non-Discretionary AUM

Expenses

Our expenses for the years ended December 31, 2023, 2022 and 2021, are set forth below:

(in thousands)	For the Years Ended December 31,			
	2023	2022	2023 vs. 2022 (\$)	2023 vs. 2022 (%)
Compensation and benefits (1)	\$ 72,619	\$ 71,610	\$ 1,009	1.4%
General and administrative	25,972	13,045	12,927	99.1%
Total expenses	<u>\$ 98,591</u>	<u>\$ 84,655</u>	<u>\$ 13,936</u>	16.5%

(in thousands)	For the Years Ended December 31,			
	2022	2021	2022 vs. 2021 (\$)	2022 vs. 2021 (%)
Compensation and benefits (1)	\$ 71,610	\$ 72,564	\$ (954)	(1.3)%
General and administrative	13,045	28,518	(15,473)	(54.3)%
Total expenses	<u>\$ 84,655</u>	<u>\$ 101,082</u>	<u>\$ (16,427)</u>	(16.3)%

- (1) For the years ended December 31, 2023 and 2022, \$31,289 and \$32,262, respectively, of partner incentive payments was included in compensation and benefits expense.

Our expenses are driven primarily by our compensation costs. The table included in “—Expenses—Compensation and Benefits Expense” describes the components of our compensation expense for the three years ended December 31, 2023. Other expenses, such as rent, professional service fees, data-related costs, and sub-advisory fees incurred are included in our general and administrative expenses in the Consolidated Statement of Operations.

Year Ended December 31, 2023 versus Year Ended December 31, 2022

Total expenses increased by \$13.9 million, or 16.5%, to \$98.6 million for the year ended December 31, 2023 from \$84.7 million for the year ended December 31, 2022. This increase was attributable to an increase in general and administrative expenses of \$12.9 million and an increase in compensation and benefits expense of \$1.0 million.

Compensation and benefits expense increased by \$1.0 million, or 1.4%, to \$72.6 million for the year ended December 31, 2023 from \$71.6 million for the year ended December 31, 2022. The increase was primarily attributable to an increase in equity based compensation expense of \$0.5 million due to an increase in the number of unvested restricted stock units and unvested non-qualified stock options outstanding and an increase in salaries and benefits expense of \$1.3 million primarily as a result of merit-based increases and newly-hired staff, partially offset by a decrease in the accrual for bonuses of \$0.8 million.

General and administrative expenses increased by \$12.9 million, or 99.1%, to \$26.0 million for the year ended December 31, 2023 from \$13.0 million for the year ended December 31, 2022. The increase was primarily attributable to increases in the fair value of contingent consideration related to the Cortina Acquisition of \$11.8 million and the Neosho Acquisition of \$0.3 million, portfolio and systems expenses of \$0.5 million, occupancy and related costs of \$0.2 million, marketing costs of \$0.2 million, depreciation and amortization of \$0.1 million and office expense of \$0.1 million. These increases were partially offset by decreases in professional fees of \$0.1 million, sub-advisory and referral fees of \$0.1 million and telephone and internet costs of \$0.1 million. Information regarding acquisitions can be found in Note 3. “Acquisitions” in the “Notes to Consolidated Financial Statements” in “Item 8. Financial Statements and Supplementary Data” of this filing.

Year Ended December 31, 2022 versus Year Ended December 31, 2021

Total expenses decreased by \$16.4 million, or 16.3%, to \$84.7 million for the year ended December 31, 2022 from \$101.1 million for the year ended December 31, 2021. This decrease was attributable to a decrease in compensation and benefits expense of \$1.0 million and a decrease in general and administrative expenses of \$15.4 million.

Compensation and benefits expense decreased by \$1.0 million, or 1.3%, to \$71.6 million for the year ended December 31, 2022 from \$72.6 million for the year ended December 31, 2021. The decrease was primarily attributable to a decrease in the accrual for bonuses of \$2.3 million and a decrease in equity based compensation expense of \$0.3 million due to a decrease in the number of unvested restricted stock units and unvested non-qualified stock options outstanding, partially offset by an increase in salaries and benefits expense of \$1.7 million primarily as a result of merit-based increases and newly-hired staff.

General and administrative expenses decreased by \$15.4 million, or 54.3%, to \$13.0 million for the year ended December 31, 2022 from \$28.5 million for the year ended December 31, 2021. The decrease was primarily attributable to decreases in the fair value of contingent consideration related to the Cortina Acquisition of \$17.5 million, occupancy and related costs of \$0.2 million and trade errors of \$0.3 million. These decreases were partially offset by increases in professional fees of \$0.6 million, portfolio and systems expenses of \$0.3 million, travel and entertainment costs of \$1.1 million, charitable donations of \$0.1 million, office expenses of \$0.1 million, training and conference expenses of \$0.1 million, telephone and internet costs of \$0.1 million and an increase in the fair value of contingent consideration related to the Neosho Acquisition of \$0.1 million. Information regarding acquisitions can be found in Note 3. “Acquisitions” in the “Notes to Consolidated Financial Statements” in “Item 8. Financial Statements and Supplementary Data” of this filing.

Other Income (Expense), Net

(in thousands)	For the Years Ended December 31,			
	2023	2022	2023 vs. 2022 (\$)	2023 vs. 2022 (%)
Other income (expense), net	\$ 76	\$ 260	\$ (184)	-70.8%
Interest income	946	24	922	NM
Interest expense	(421)	(416)	(5)	1.2%
Equity income from investments	73	(31)	104	NM
Total other income (expense), net	<u>\$ 674</u>	<u>\$ (163)</u>	<u>\$ 837</u>	NM

(in thousands)	For the Years Ended December 31,			
	2022	2021	2022 vs. 2021 (\$)	2022 vs. 2021 (%)
Other income (expense), net	\$ 260	\$ 190	\$ 70	36.8%
Interest income	24	7	17	242.9%
Interest expense	(416)	(383)	(33)	8.6%
Equity income from investments	(31)	1,534	(1,565)	-102.0%
Total other income (expense), net	<u>\$ (163)</u>	<u>\$ 1,348</u>	<u>\$ (1,511)</u>	-112.1%

NM = Not Meaningful

Year Ended December 31, 2023 versus Year Ended December 31, 2022

Other income (expense), net increased by \$0.8 million to \$0.7 million for the year ended December 31, 2023 from (\$0.2) million for the year ended December 31, 2022. There was a \$0.4 million adjustment to the fair value of our tax receivable agreement liability as of December 31, 2023. The adjustment in fair value was a result of a reduction in the future effective corporate tax rates at the federal level and in New York City as a result of law changes. Equity income from investments increased by \$0.1 million in 2023 as compared with the same period in the prior year as a result of increased performance fee allocations. Interest expense for the year ended December 31, 2023 was flat as compared to the prior year. Interest income increased as a result of higher balances in interest-bearing accounts during the year.

Year Ended December 31, 2022 versus Year Ended December 31, 2021

Other income (expense), net decreased by \$1.5 million, or 112.1% to (\$0.2) million for the year ended December 31, 2022 from \$1.3 million for the year ended December 31, 2021. There was a \$0.2 million adjustment to the fair value of our tax receivable agreement liability as of December 31, 2022. The adjustment in fair value was a result of a reduction in the future effective corporate tax rates at the federal level and in New York City as a result of law changes. Equity income from investments decreased by \$1.6 million in 2022 as compared with the same period in the prior year as a result of decreased performance fee allocations. Interest expense increased for the year ended December 31, 2022 as compared to the prior year as a result of higher interest rates owed on borrowings under the credit facility. Interest income increased as a result of higher balances in interest-bearing accounts during the year.

Provision for Income Taxes

Year Ended December 31, 2023 versus Year Ended December 31, 2022

The provision for income taxes was \$4.3 million and \$7.6 million for the years ended December 31, 2023 and 2022, respectively. Our provision for income taxes as a percentage of income before provision for income taxes for the year ended December 31, 2023 and 2022 was 22.1% and 19.8%, respectively.

Year Ended December 31, 2022 versus Year Ended December 31, 2021

The provision for income taxes was \$7.6 million and \$6.9 million for the years ended December 31, 2022 and 2021, respectively. Our provision for income taxes as a percentage of income before provision for income taxes for the year ended December 31, 2022 and 2021 was 19.8% and 21.7%, respectively.

Supplemental Non-GAAP Financial Information

To provide investors with additional insight, promote transparency and allow for a more comprehensive understanding of the information used by management in its financial and operational decision-making, we supplement our consolidated financial statements presented on a basis consistent with U.S. generally accepted accounting principles, or GAAP, with Adjusted EBITDA, Adjusted EBITDA margin, Adjusted Net Income, and Adjusted Earnings Per Share, which are non-GAAP financial measures of earnings.

- EBITDA represents net income before provision for income taxes, interest income, interest expense, depreciation and amortization.
- We define Adjusted EBITDA as EBITDA without giving effect to the Delaware franchise tax, professional fees associated with acquisitions or financing transactions, gains on extinguishment of debt or other obligations related to acquisitions, impairment charges and losses on disposals or abandonment of assets and leaseholds, client reimbursements and fund redemption costs, severance and other similar expenses, but including partner incentive allocations, prior to our initial public offering, as an expense. We feel that it is important to management and investors to supplement our consolidated financial statements presented on a GAAP basis with Adjusted EBITDA, a non-GAAP financial measure of earnings, as this measure provides a perspective of recurring earnings of the Company, taking into account earnings attributable to both Class A and Class B shareholders.
- Adjusted EBITDA Margin is calculated by dividing Adjusted EBITDA by total revenue. We feel that it is important to management and investors to supplement our consolidated financial statements presented on a GAAP basis with Adjusted EBITDA Margin, a non-GAAP financial measure of earnings, as this measure provides a perspective of recurring profitability of the Company, taking into account profitability attributable to both Class A and Class B shareholders.
- Adjusted Net Income represents recurring net income without giving effect to professional fees associated with acquisitions or financing transactions, losses on forgiveness of notes receivable from our principals, gains on extinguishment of debt or other obligations related to acquisitions, impairment charges and losses on disposals or abandonment of assets and leaseholds, client reimbursements and fund redemption costs, severance and other similar expenses, but including partner incentive allocations, prior to our initial public offering, as an expense. Furthermore, Adjusted Net Income includes income tax expense assuming a blended corporate rate of 26%. We feel that it is important to management and investors to supplement our consolidated financial statements presented on a GAAP basis with Adjusted Net Income, a non-GAAP financial measure of earnings, as this measure provides a perspective of recurring income of the Company, taking into account income attributable to both Class A and Class B shareholders.
- Adjusted Earnings Per Share represents Adjusted Net Income divided by the actual Class A and Class B shares outstanding as of the end of the reporting period for basic Adjusted Earnings Per Share, and to the extent dilutive, we add unvested deferred equity units and performance units to the total shares outstanding to compute diluted Adjusted Earnings Per Share. As a result of our structure, which includes a non-controlling interest, we feel that it is important to management and investors to supplement our consolidated financial statements presented on a GAAP basis with Adjusted Earnings Per Share, a non-GAAP financial measure of earnings, as this measure provides a perspective of recurring earnings per share of the Company as a whole as opposed to being limited to our Class A common stock.

These adjustments, and the non-GAAP financial measures that are derived from them, provide supplemental information to analyze our operations between periods and over time. Investors should consider our non-GAAP financial measures in addition to, and not as a substitute for, financial measures prepared in accordance with GAAP.

The following tables contain reconciliations of net income to Adjusted EBITDA, Adjusted Net Income and Adjusted Earnings Per Share (amounts in thousands except per share amounts).

Adjusted EBITDA

	Year Ended December 31,		
	2023	2022	2021
Reconciliation of non-GAAP financial measure:			
Net income	\$ 15,183	\$ 30,793	\$ 24,946
GAAP Provision for income taxes	4,310	7,606	6,923
Delaware Franchise Tax	200	200	200
Interest expense	421	416	383
Interest income	(946)	(24)	(7)
Depreciation and amortization	4,014	3,883	3,923
Equity-based compensation	1,627	1,149	1,126
Other adjustments (A)	2,069	(12,002)	5,947
Adjusted EBITDA	\$ 26,878	\$ 32,021	\$ 43,441
Adjusted EBITDA Margin	22.9%	26.0%	33.0%
Adjusted Net Income and Adjusted Earnings Per Share			
Reconciliation of non-GAAP financial measure:			
Net income	\$ 15,183	\$ 30,793	\$ 24,946
GAAP Provision for income taxes	4,310	7,606	6,923
Delaware Franchise Tax	200	200	200
Other adjustments (A)	2,069	(12,002)	5,947
Adjusted earnings before provision for income taxes	21,762	26,597	38,016
Adjusted provision for income taxes:			
Adjusted provision for income taxes (26% assumed tax rate)	(5,658)	(6,915)	(9,884)
Adjusted net income	\$ 16,104	\$ 19,682	\$ 28,132
GAAP net income per share (B):			
Basic and diluted	\$ 0.96	\$ 1.92	\$ 1.52
Adjusted earnings per share/unit (B):			
Basic	\$ 1.16	\$ 1.40	\$ 1.95
Diluted	\$ 1.12	\$ 1.35	\$ 1.89
Shares/units outstanding:			
Basic Class A shares outstanding	9,479	9,560	9,869
Basic Class B shares/units outstanding	4,431	4,545	4,594
Total basic shares/units outstanding	13,910	14,105	14,463
Diluted Class A shares outstanding (C)	9,515	9,592	9,891
Diluted Class B shares/units outstanding (D)	4,820	5,011	5,017
Total diluted shares/units outstanding	14,335	14,603	14,908

(A) Other adjustments consist of the following:

	Year Ended December 31,		
	2023	2022	2021
Acquisition costs (a)	\$ 5	\$ 37	\$ 363
Severance	71	13	10
Other (b)	1,993	(12,052)	5,574
Total other adjustments	\$ 2,069	\$ (12,002)	\$ 5,947

- (a) In 2023, represents professional fees of \$5 related to the acquisition of Cortina. In 2022, represents insurance costs of \$22 and professional fees of \$15 related to the acquisition of Cortina. In 2021, represents equity-based compensation of \$300 related to restricted stock unit grants issued to two associates hired as part of the Cortina Acquisition in conjunction with their admission to Silvercrest L.P., insurance costs of \$45 and professional fees of \$18 related to the Cortina Acquisition.

- (b) In 2023, represents a variable compensation payment of \$1,667 related to the difference between the number of non-qualified stock options granted to an existing Class B unit holder as determined using the Black-Scholes method inclusive and exclusive of the expected annual dividend yield input, an adjustment to the fair value of the tax receivable agreement of \$2, an ASC 842 (see Note 2. “Summary of Significant Accounting Policies”) rent adjustment of \$192 related to the amortization of property lease incentives, moving costs of \$35, software implementation costs of \$35, professional fees related to a transfer pricing project of \$37, legal fees related to the startup of a fund of \$2, a fair value adjustment to the Neosho contingent purchase price consideration of \$24 and a fair value adjustment to the Cortina contingent purchase price consideration of (\$2). In 2022, represents a fair value adjustment to the Cortina contingent purchase price consideration of (\$11,781), a fair value adjustment to the Neosho contingent purchase price consideration of (\$299), an adjustment to the fair value of the tax receivable agreement of (\$202), an ASC 842 rent adjustment of \$192 related to the amortization of property lease incentives, expenses related to obtaining a business license of \$26, system implementation costs of \$6 and expenses related to the Coronavirus pandemic of \$6. In 2021, represents a fair value adjustment to the Cortina contingent purchase price consideration of \$5,670, an ASC 842 rent adjustment of \$192 related to the amortization of property lease incentives and expenses related to the Coronavirus pandemic of \$191, partially offset by a fair value adjustment to the Neosho contingent purchase price consideration of (\$365) and an adjustment to the fair value of our tax receivable agreement of (\$114).

(B) GAAP net income per share is strictly attributable to Class A shareholders. Adjusted earnings per share takes into account earnings attributable to both Class A and Class B shareholders.

(C) Includes 35,554 and 31,974 unvested restricted stock units at December 31, 2023 and 2022, respectively.

(D) Includes 240,998 and 212,927 unvested restricted stock units and 147,506 and 252,904 non-qualified stock options at December 31, 2023 and 2022, respectively.

Liquidity and Capital Resources

Historically, the working capital needs of our business have primarily been met through cash generated by our operations. We expect that our cash and liquidity requirements in the next twelve months will be met primarily through cash generated by our operations. The challenges posed by the COVID-19 pandemic and the impact on our business and cash flows are evolving rapidly and cannot be predicted at this time. Consequently, we will continue to evaluate our liquidity and financial position on an ongoing basis.

On June 24, 2013, the subsidiaries of Silvercrest L.P. entered into a \$15.0 million credit facility with City National Bank. The subsidiaries of Silvercrest L.P. are the borrowers under such facility and Silvercrest L.P. guarantees the obligations of its subsidiaries under the credit facility. The credit facility is secured by certain assets of Silvercrest L.P. and its subsidiaries. The credit facility consists of a \$7.5 million delayed draw term loan that matures on June 24, 2025 and a \$7.5 million revolving credit facility that was scheduled to mature on June 21, 2019. On July 1, 2019, the credit facility was amended to increase the term loan by \$18.0 million to \$25.5 million, extend the draw date on the term loan facility to July 1, 2024, extend the maturity date of the term loan to July 1, 2026 and increase the revolving credit facility by \$2.5 million to \$10.0 million. On June 17, 2022, the revolving credit facility was further amended to extend the maturity date to June 18, 2023 and amended to replace LIBOR terms with its successor, SOFR. The loan bears interest at either (a) the higher of the prime rate plus a margin of 0.25 percentage points and 2.5% or (b) the SOFR rate plus 2.80 percentage points, at the borrowers’ option. Borrowings under the term loan on or prior to June 30, 2021 are payable in 20 equal quarterly installments. Borrowings under the term loan after June 30, 2021 will be payable in equal quarterly installments through the maturity date. On February 15, 2022, the credit facility was amended and restated to reflect changes to various definitions and related clauses with respect to the Company’s subsidiaries. On June 15, 2023, the revolving credit facility was further amended to extend the maturity date to June 18, 2024. The loan bears interest at either (a) the higher of the prime rate plus a margin of 0.25 percentage points and 2.5% or (b) the SOFR rate plus 2.80 percentage points, at the borrowers’ option. Borrowings under the term loan on or prior to June 30, 2021 are payable in 20 equal quarterly installments. Borrowings under the term loan after June 30, 2021 will be payable in equal quarterly installments through the maturity date. On February 15, 2022, the credit facility was amended and restated to reflect changes to various definitions and related clauses with respect to our subsidiaries. The credit facility contains restrictions on, among other things, (i) incurrence of additional debt, (ii) creating liens on certain assets, (iii) making certain investments, (iv) consolidating, merging or otherwise disposing of substantially all of our assets, (v) the sale of certain assets, and (vi) entering into transactions with affiliates. In addition, the credit facility contains certain financial covenants including a test on discretionary assets under management, maximum debt to EBITDA and a fixed charge coverage ratio. The credit facility contains customary events of default, including the occurrence of a change in control which includes a person or group of persons acting together acquiring more than 30% of the total voting securities of Silvercrest. Any undrawn amounts under this facility would be available to fund future acquisitions or for working capital purposes, if needed. As of December 31, 2023 and 2022, we had \$2.7 million and \$6.3 million outstanding under the term loan. We were in compliance with the covenants under the credit facility as of December 31, 2023 and 2022.

Our ongoing sources of cash will primarily consist of management fees and family office services fees, which are principally collected quarterly. We will primarily use cash flow from operations to pay compensation and related expenses, general and administrative expenses, income taxes, debt service, capital expenditures, distributions to Class B unit holders and dividends on shares of our Class A common stock.

Seasonality typically affects cash flow since the first quarter of each year, includes as a source of cash, the prior year's annual performance fee payments, if any, from our various funds and external investment strategies and, as a use of cash, the prior fiscal year's incentive compensation. We believe that we have sufficient cash from our operations to fund our operations and commitments for the next twelve months.

The following table sets forth certain key financial data relating to our liquidity and capital resources as of December 31, 2023, 2022 and 2021.

(in thousands)	Years Ended December 31,		
	2023	2022	2021
Cash and cash equivalents	\$ 70,301	\$ 77,432	\$ 85,744
Accounts receivable	\$ 9,526	\$ 9,118	\$ 8,850
Due from Silvercrest Funds	\$ 558	\$ 577	\$ 428

We anticipate that distributions to the principals of Silvercrest L.P. will continue to be a material use of our cash resources and will vary in amount and timing based on our operating results and dividend policy. We pay and intend to continue paying quarterly cash dividends to holders of our Class A common stock. We are a holding company and have no material assets other than our ownership of interests in Silvercrest L.P. As a result, we will depend upon distributions from Silvercrest L.P. to pay any dividends to our Class A stockholders. We expect to cause Silvercrest L.P. to make distributions to us in an amount sufficient to cover dividends, if any, declared by us. Our dividend policy has certain risks and limitations, particularly with respect to liquidity. Although we expect to pay dividends according to our dividend policy, we may not pay dividends according to our policy, or at all, if, among other things, we do not have the cash necessary to pay our intended dividends or our subsidiaries are prevented from making a distribution to us under the terms of our current credit facility or any future financing. To the extent we do not have cash on hand sufficient to pay dividends, we may decide not to pay dividends. By paying cash dividends rather than investing that cash in our future growth, we risk slowing the pace of our growth, or not having a sufficient amount of cash to fund our operations or unanticipated capital expenditures, should the need arise.

Our purchase of Class B units in Silvercrest L.P. that occurred concurrently with the consummation of our initial public offering, and the future exchanges of Class B units of Silvercrest L.P., are expected to result in increases in our share of the tax basis of the tangible and intangible assets of Silvercrest L.P. at the time of our acquisition and these future exchanges, which will increase the tax depreciation and amortization deductions that otherwise would not have been available to us. These increases in tax basis and tax depreciation and amortization deductions are expected to reduce the amount of tax that we would otherwise be required to pay in the future. We entered into a tax receivable agreement with the current principals of Silvercrest L.P. and any future employee-holders of Class B units pursuant to which we agreed to pay them 85% of the amount of cash savings, if any, in U.S. federal, state and local income tax that we actually realize as a result of these increases in tax basis and certain other tax benefits related to entering into the tax receivable agreement, including tax benefits attributable to payments thereunder. The timing of these payments is currently unknown. The payments to be made pursuant to the tax receivable agreement will be a liability of Silvercrest and not Silvercrest L.P., and thus this liability has been recorded as an "other liability" on our Consolidated Statement of Financial Condition. For purposes of the tax receivable agreement, cash savings in income tax will be computed by comparing our actual income tax liability to the amount of such taxes that we would have been required to pay had there been no increase in our share of the tax basis of the tangible and intangible assets of Silvercrest L.P.

The actual increase in tax basis, as well as the amount and timing of any payments under the tax receivable agreement, will vary depending upon a number of factors, including the timing of exchanges, the price of shares of our Class A common stock at the time of the exchange, the extent to which such exchanges are taxable, the amount and timing of our income and the tax rates then applicable. Nevertheless, we expect that as a result of the size of the increases in the tax basis of our tangible and intangible assets, the payments that we may make under the tax receivable agreement likely will be substantial. Assuming no material changes in the relevant tax law and that we earn sufficient taxable income to realize the full tax benefit of the increased depreciation and amortization of our assets, we expect that future payments to the selling principals of Silvercrest L.P. in respect of our purchase of Class B units from them will aggregate approximately \$8.8 million. Future payments to current principals of Silvercrest L.P. and future holders of Class B units in respect of subsequent exchanges would be in addition to these amounts and are expected to be substantial. We intend to fund required payments pursuant to the tax receivable agreement from the distributions received from Silvercrest L.P.

Cash Flows

The following table sets forth our cash flows for the years ended December 31, 2023, 2022 and 2021. Operating activities consist of net income subject to adjustments for changes in operating assets and liabilities, depreciation, and equity-based compensation expense. Investing activities consist primarily of acquiring and selling property and equipment, distributions received from investments in investment funds, and cash paid as part of business acquisitions. Financing activities consist primarily of contributions from partners, distributions to partners, the issuance and payments on partner notes, other financings, and earnout payments related to business acquisitions.

(in thousands)	Years Ended December 31,		
	2023	2022	2021
Net cash provided by operating activities	\$ 20,975	\$ 23,383	\$ 44,278
Net cash used in investing activities	(3,878)	(956)	(908)
Net cash used in financing activities	(24,216)	(30,739)	(20,124)
Net change in cash	<u>\$ (7,119)</u>	<u>\$ (8,312)</u>	<u>\$ 23,246</u>

Operating Activities

Year Ended December 31, 2023 versus Year Ended December 31, 2022

Operating activities provided \$21.0 million and \$23.4 million for the years ended December 31, 2023 and 2022, respectively. This difference is primarily the result of decreases in net income of \$15.6 million, deferred tax expense of \$1.8 million, operating lease liabilities of \$0.5 million, a decrease in equity income from investments of \$0.1 million, distributions received from investment funds of \$1.4 million and accrued compensation of \$0.4 million. These decreases were partially offset by a change in the TRA liability of \$0.2 million, a change in prepaid and other assets of \$2.6 million, and increases in non-cash lease expense of \$1.6 million, equity-based compensation expense of \$0.5 million, accounts payable and accrued expenses of \$12.4 million, primarily due to a change in the fair value of contingent consideration related to the Cortina and Neosho Acquisitions and depreciation and amortization of \$0.1 million.

Year Ended December 31, 2022 versus Year Ended December 31, 2021

Operating activities provided \$23.4 million and \$44.3 million for the years ended December 31, 2022 and 2021, respectively. This difference is primarily the result of increases in net income of \$5.8 million, deferred tax expense of \$3.1 million, operating lease liabilities of \$0.9 million, a decrease in equity income from investments of \$1.6 million and distributions received from investment funds of \$0.6 million. These increases were partially offset by a change in the TRA liability of \$0.1 million, a change in prepaid and other assets of \$2.9 million, and decreases in accounts receivable of \$0.5 million due to timing of payments received from clients, non-cash lease expense of \$1.5 million, equity-based compensation expense of \$0.3 million, accounts payable and accrued expenses of \$17.8 million, primarily due to a change in the fair value of contingent consideration related to the Cortina Acquisition and accrued compensation of \$9.8 million.

Investing Activities

Year Ended December 31, 2023 versus Year Ended December 31, 2022

For the years ended December 31, 2023 and 2022, investing activities used \$3.9 million and \$1.0 million, respectively. The primary use of cash during 2023 and 2022 was for the acquisition of furniture, equipment and leasehold improvements.

Year Ended December 31, 2022 versus Year Ended December 31, 2021

For the years ended December 31, 2022 and 2021, investing activities used \$1.0 million and \$0.9 million, respectively. The primary use of cash during 2022 and 2021 was for the acquisition of furniture, equipment and leasehold improvements.

Financing Activities

Year Ended December 31, 2023 versus Year Ended December 31, 2022

For the years ended December 31, 2023 and 2022, financing activities used \$24.2 million and \$30.7 million, respectively. Dividends of \$7.0 million and \$6.8 million were paid during 2023 and 2022, respectively, to Class A shareholders. Payments received from partners on notes receivable was \$0.1 million and \$0.2 million during 2023 and 2022, respectively. Distributions to partners of Silvercrest L.P. of \$7.8 million and \$7.9 million were paid during 2023 and 2022, respectively. Repayment of borrowings under the credit facility was \$3.6 million and \$2.7 million in 2023 and 2022, respectively. Payments of contingent purchase price consideration totaled \$0.1 million and \$4.6 million in 2023 and 2022, respectively. During 2023 and 2022, approximately 300 thousand and 476 thousand shares of Class A common stock of Silvercrest Asset Management Group Inc. were purchased at a cost of \$5.8 million and \$8.8 million, respectively.

Year Ended December 31, 2022 versus Year Ended December 31, 2021

For the years ended December 31, 2022 and 2021, financing activities used \$30.7 million and \$20.1 million, respectively. Dividends of \$6.8 million and \$6.4 million were paid during 2022 and 2021, respectively, to Class A shareholders. Payments received from partners on notes receivable was \$0.2 million in each of 2022 and 2021. Distributions to partners of Silvercrest L.P. of \$7.9 million and \$6.7 million were paid during 2022 and 2021, respectively. Repayment of borrowings under the credit facility was \$2.7 million and \$3.6 million in 2022 and 2021, respectively. Payments of contingent purchase price consideration totaled \$4.6 million and \$3.0 million in 2022 and 2021, respectively. During 2022 and 2021, approximately 476 thousand and 33 thousand shares of Class A common stock of Silvercrest Asset Management Group Inc. were purchased at a cost of \$8.8 million and \$0.5 million, respectively.

We anticipate that distributions to principals of Silvercrest L.P. will continue to be a material use of our cash resources, and will vary in amount and timing based on our operating results and dividend policy.

As of December 31, 2023 and 2022, \$2.7 million and \$6.3 was outstanding under our term loan with City National Bank.

As of December 31, 2023 and 2022, there were no borrowings outstanding on our revolving credit facility with City National Bank.

Off-Balance Sheet Arrangements

We did not have any significant off-balance sheet arrangements as of December 31, 2023 or December 31, 2022.

Critical Accounting Policies and Estimates

The preparation of the consolidated financial statements requires management to make estimates and assumptions that affect the reported amounts of assets and liabilities, the disclosure of contingent assets and liabilities at the date of the consolidated financial statements and the reported amounts of revenues, expenses and other income reported in the consolidated financial statements and the accompanying notes. We base our estimates on historical experience and on various other assumptions that are believed to be reasonable under current circumstances, our results of which form the basis for making judgments about the carrying value of assets and liabilities that are not readily available from other sources. Actual results could differ from those estimates. Significant estimates and assumptions made by management include the fair value of acquired assets and liabilities, impairment of goodwill and intangible assets, revenue recognition, equity based compensation, accounting for income taxes, and other matters that affect the consolidated financial statements and related disclosures. Accounting policies are an integral part of our consolidated financial statements. An understanding of these accounting policies is essential when reviewing our reported results of operations and our financial condition. Management believes that the critical accounting policies and estimates discussed below involve additional management judgment due to the sensitivity of the methods and assumptions used.

Business Combinations

We account for business combinations using the acquisition method of accounting. The acquisition method of accounting requires that purchase price, including the fair value of contingent consideration, of the acquisition be allocated to the assets acquired and liabilities assumed using the estimated fair values determined by management as of the acquisition date.

We measure the fair value of contingent consideration at each reporting period using a probability-adjusted discounted cash flow method based on significant inputs not observable in the market and any change in the fair value from either the passage of time or events occurring after the acquisition date, is recorded in earnings. In relation to our acquisitions of Milbank and Jamison, the fair value of the contingent consideration was based on discounted cash flow models using projected EBITDA for each earnout period. The discount rate applied to the projected EBITDA was determined based on our weighted average cost of capital and considered that the overall risk associated with the payments was similar to the overall risks of our business as there is no target, floor or cap associated with the contingent payments. In relation to the Neosho acquisition, the fair value of the contingent consideration was based on discounted cash flow models using projected revenue from each earnout period. The discount rate applied to the projected revenue was determined based on the weighted average cost of capital of the Company and took into account that the overall risk associated with the payments was similar to the overall risks of the Company as there is no target, floor or cap associated with the contingent payments. In relation to the Cortina Acquisition, the income approach was used to determine the fair value of the contingent consideration by estimating a range of likely outcomes and payouts given these outcomes. The potential payouts were estimated using a Monte Carlo simulation and discounted back to their present values using a risk-free discount rate adjusted to account for the Company's credit or counterparty risk to arrive at the present value of the contingent consideration payments. The discount rate for the contingent consideration payment was based on the revenue cost of capital for Cortina's revenue.

The excess of the purchase price over the fair value of the identifiable assets acquired, including intangibles, and liabilities assumed is recorded as goodwill. The Company generally uses valuation specialists to perform appraisals and assist in the determination of the fair values of the assets acquired and liabilities assumed. These valuations require management to make estimates and assumptions that are critical in determining the fair values of the assets and liabilities. During the measurement period, the Company may record adjustments to the assets acquired and liabilities assumed. Any adjustments to provisional amounts that are identified during the measurement period are recorded in the reporting period in which the adjustment amounts are determined. Upon the conclusion of the measurement period, any subsequent adjustments are recorded to earnings.

Goodwill

Goodwill is not amortized but is evaluated for impairment at least annually, on October 1st of every year, or whenever events or circumstances indicate that impairment may have occurred.

We account for Goodwill under Accounting Standard Codification ("ASC") No. 350, "Intangibles - Goodwill and Other," which provides an entity the option to first perform a qualitative assessment of whether a reporting unit's fair value is more likely than not less than its carrying value, including goodwill. In performing its qualitative assessment, an entity considers the extent to which adverse events or circumstances identified, such as changes in economic conditions, industry and market conditions or entity specific events, could affect the comparison of the reporting unit's fair value with its carrying amount. If an entity concludes that the fair value of a reporting unit is more likely than not less than its carrying amount, the entity is required to perform the currently prescribed two-step goodwill impairment test to identify potential goodwill impairment and, accordingly, measure the amount, if any, of goodwill impairment loss to be recognized for that reporting unit. We utilized this option when performing our annual impairment assessment in 2023 and 2022, and concluded that our single reporting unit's fair value was more likely than not greater than its carrying value, including goodwill.

Revenue Recognition

Investment advisory fees are typically billed quarterly in advance at the beginning of the quarter or in arrears after the end of the quarter, based on a contractual percentage of the assets managed. Family office services fees are also typically billed quarterly in advance at the beginning of the quarter or in arrears after the end of the quarter based on a contractual percentage of the assets managed or upon a contractually agreed-upon flat fee arrangement. Revenue is recognized on a ratable basis over the period in which services are performed.

We account for performance-based revenue in accordance with ASC 606-10-32, Accounting for Management Fees Based on a Formula, by recognizing performance fees and allocations as revenue only when it is certain that the fee income is earned and payable pursuant to the relevant agreements. In certain arrangements, we are only entitled to receive performance fees and allocations when the return on assets under management exceeds certain benchmark returns or other performance targets. We record performance fees and allocations as a component of revenue once the performance fee has crystallized. As a result, there is no estimate or variability in the consideration when revenue is recorded.

Because the majority of our revenues are earned based on assets under management that have been determined using fair value methods and since market appreciation/depreciation has a significant impact on our revenue, we have presented our assets under management using the GAAP framework for measuring fair value. That framework provides a three-level fair value hierarchy that prioritizes the inputs to valuation techniques used to measure fair value. The hierarchy gives the highest priority to unadjusted quoted prices in active markets for identical assets or liabilities (Level 1) and the lowest priority to unobservable inputs based on company assumptions (Level 3). A financial instrument's categorization within the fair value hierarchy is based upon the lowest level of input that is significant to the instrument's fair value measurement. The three levels within the fair value hierarchy are described as follows:

- Level 1—includes quoted prices (unadjusted) in active markets for identical instruments at the measurement date. The types of financial instruments included in Level 1 include unrestricted securities, including equities listed in active markets.
- Level 2—includes inputs other than quoted prices that are observable for the instruments, including quoted prices for similar instruments in active markets, quoted prices for identical or similar instruments in markets that are not active, or inputs other than quoted prices that are observable for the instruments. The type of financial instruments in this category include less liquid and restricted securities listed in active markets, securities traded in other than active markets, government and agency securities, and managed funds whose net asset value is based on observable inputs.
- Level 3—includes one or more significant unobservable inputs. Financial instruments that are included in this category include assets under management primarily comprised of investments in privately held entities, limited partnerships, and other instruments where the fair value is based on unobservable inputs.

The table below summarizes the approximate amount of assets under management for the periods indicated for which fair value is measured based on Level 1, Level 2 and Level 3 inputs.

	Level 1	Level 2	Level 3	Total
		(in billions)		
December 31, 2023 AUM	\$ 23.8	\$ 4.8	\$ 4.7	\$ 33.3
December 31, 2022 AUM	\$ 22.4	\$ 3.6	\$ 2.9	\$ 28.9

As substantially all our assets under management are valued by independent pricing services based upon observable market prices or inputs, we believe market risk is the most significant risk underlying valuation of our assets under management, as discussed under the heading "Risk Factors" in this annual report.

The average value of our assets under management for the year ended December 31, 2023 was approximately \$31.1 billion. Assuming a 10% increase or decrease in our average assets under management and the change being proportionately distributed over all our products, the value would increase or decrease by approximately \$3.1 billion for the year ended December 31, 2023, which would cause an annualized increase or decrease in revenues of approximately \$11.7 million for the year ended December 31, 2023, at a weighted average fee rate for the year ended December 31, 2023 of 0.38%.

The average value of our assets under management for the year ended December 31, 2022 was approximately \$30.6 billion. Assuming a 10% increase or decrease in our average assets under management and the change being proportionately distributed over all our products, the value would increase or decrease by approximately \$3.1 billion for the year ended December 31, 2022, which would cause an annualized increase or decrease in revenues of approximately \$12.3 million for the year ended December 31, 2022, at a weighted average fee rate for the year ended December 31, 2022 of 0.40%.

Equity-Based Compensation

Restricted Stock Units and Stock Options

On November 2, 2012, our board of directors adopted the 2012 Equity Incentive Plan.

Information regarding restricted stock units and stock options can be found in Note 16. "Equity-Based Compensation" in the "Notes to Consolidated Financial Statements" in "Item 8. Financial Statements and Supplementary Data" of this filing.

Tax Receivable Agreement

In connection with our initial public offering and reorganization of Silvercrest L.P. that was completed on June 23, 2013, we entered into a tax receivable agreement with the partners of Silvercrest L.P. that requires it to pay them 85% of the amount of cash savings, if any, in U.S. federal, state and local income tax that it actually realizes (or is deemed to realize in the case of an early

termination payment by it, or a change in control) as a result of the increases in tax basis and certain other tax benefits related to entering into the tax receivable agreement, including tax benefits attributable to payments under the tax receivable agreement or attributable to exchanges of shares of Class B common stock for shares of Class A common stock. The payments to be made pursuant to the tax receivable agreement are a liability of Silvercrest and not Silvercrest L.P.

The actual amount and timing of any payments under these agreements will vary depending upon a number of factors, including the timing of sales or exchanges by the holders of limited partnership units, the price of the Class A common stock at the time of such sales or exchanges, whether such sales or exchanges are taxable, the amount and timing of the taxable income Silvercrest generates in the future and the tax rate then applicable and the portion of Silvercrest's payments under the tax receivable agreement constituting imputed interest or depreciable basis or amortizable basis.

Income Taxes

Silvercrest L.P., our operating company, is not subject to federal and state income taxes, since all income, gains and losses are passed through to its partners. Our operating company is subject to New York City Unincorporated Business Tax. We, including our affiliated incorporated entities, are subject to federal and state corporate income tax, which requires an asset and liability approach to the financial accounting and reporting of income taxes. With respect to our incorporated entities, the annual tax rate is based on the income, statutory tax rates and tax planning opportunities available in the various jurisdictions in which we operate. Tax laws are complex and subject to different interpretations by the taxpayer and respective governmental taxing authorities. Judgment is required in determining the tax expense and in evaluating tax positions. The tax effects of an uncertain tax position ("UTP") taken or expected to be taken in income tax returns are recognized only if it is "more likely-than-not" to be sustained on examination by the taxing authorities, based on its technical merits as of the reporting date. The tax benefits recognized in the financial statements from such a position are measured based on the largest benefit that has a greater than 50% likelihood of being realized upon ultimate settlement. We recognize estimated interest and penalties related to UTPs in income tax expense.

We recognize the benefit of a UTP in the period when it is effectively settled. Previously recognized tax positions are derecognized in the first period in which it is no longer more likely than not that the tax position would be sustained upon examination.

Recently Issued Accounting Pronouncements

Information regarding recent accounting developments and their impact on Silvercrest can be found in Note 2. "Summary of Significant Accounting Policies" in the "Notes to Consolidated Financial Statements" in "Item 8. Financial Statements and Supplementary Data" of this filing.

Item 7A. Quantitative and Qualitative Disclosures Regarding Market Risk

Our exposure to market risk is directly related to our role as investment adviser for the separate accounts we manage and the funds for which we act as sub-investment adviser. Most of our revenue for the years ended December 31, 2023, 2022 and 2021 was derived from advisory fees, which are typically based on the market value of assets under management. Accordingly, a decline in the prices of securities would cause our revenue and income to decline due to a decrease in the value of the assets we manage. In addition, such a decline could cause our clients to withdraw their funds in favor of investments offering higher returns or lower risk, which would cause our revenue and income to decline further. Due to the nature of our business, we believe that we do not face any material risk from inflation. Please see our discussion of market risks in "—Critical Accounting Policies and Estimates—Revenue Recognition" which is part of Item 7, "Management's Discussion and Analysis of Financial Condition and Results of Operations."

Item 8. Financial Statements and Supplementary Data.

See "Index to Consolidated Financial Statements" which appears on page F-1 of this report.

Item 9. Changes in and Disagreements with Accountants on Accounting and Financial Disclosure.

Not applicable.

Item 9A. Controls and Procedures

Disclosure Controls and Procedures

Our management, including our Chief Executive Officer and Chief Financial Officer, evaluated the effectiveness of our disclosure controls and procedures (as such term is defined in Rules 13a-15(e) and 15d-15(e) under the Exchange Act of 1934, as amended) at December 31, 2023. Under the supervision and with the participation of our management, including our principal executive officer and principal financial officer, we conducted an evaluation of the effectiveness, as of September 30, 2023, of the design and operation of our disclosure controls and procedures, as such term is defined in Exchange Act Rules 13a-15(e) and 15d-15(e). Based on this evaluation, our principal executive officer and principal financial officer have concluded that, as of such date, our disclosure controls and procedures are effective to ensure that information required to be disclosed by us in our Exchange Act reports is recorded, processed, summarized, and reported within the time periods specified in the SEC's rules and forms, and that such information is accumulated and communicated to our management, including our principal executive officer and principal financial officer, as appropriate to allow timely decisions regarding required disclosure. Based on this evaluation, our Chief Executive Officer and Chief Financial Officer have concluded that our disclosure controls and procedures were effective at December 31, 2023.

Internal Control over Financial Reporting

Changes in Internal Control Over Financial Reporting

There were no changes in the Company's internal control over financial reporting that occurred during the quarter ended December 31, 2023 that have materially affected or are reasonably likely to materially affect our internal control over financial reporting.

Report of Management on Internal Control Over Financial Reporting

Company management is responsible for establishing and maintaining effective internal control over financial reporting as defined in Rule 13a-15(f) under the Exchange Act. Our internal control over financial reporting is a process designed by, or under the supervision of, our Chief Executive Officer and Chief Financial Officer, or persons performing similar functions, and effected by our board of directors, management and other personnel, to provide reasonable assurance regarding the reliability of financial reporting and the preparation of financial statements for external purposes in accordance with accounting principles generally accepted in the United States, and includes those policies and procedures that: (1) pertain to the maintenance of records that in reasonable detail accurately and fairly reflect the transactions and dispositions of our assets; (2) provide reasonable assurance that transactions are recorded as necessary to permit preparation of financial statements in accordance with generally accepted accounting principles, and that receipts and expenditures are being made only in accordance with authorizations of management and directors; and (3) provide reasonable assurance regarding prevention or timely detection of unauthorized acquisition, use or disposition of assets that could have a material effect on the financial statements. There are inherent limitations in the effectiveness of internal control over financial reporting, including the possibility that misstatements may not be prevented or detected. Accordingly, even effective internal control over financial reporting can provide only reasonable assurance with respect to financial statement preparation. Furthermore, the effectiveness of internal controls can change with circumstances. Company management, including our Chief Executive Officer and Chief Financial Officer, evaluated the effectiveness of our internal control over financial reporting as of December 31, 2023, based on the 2013 version of the Internal Control - Integrated Framework set forth by the Committee of Sponsoring Organizations of the Treadway Commission in *Internal Control - Integrated Framework (2013)*. Based on that assessment, management concluded that our internal control over financial reporting was effective as of December 31, 2023.

Deloitte & Touche LLP, our independent registered public accounting firm, has audited and issued a report on our internal controls over financial reporting, which is included in Item 8 of this Annual Report on Form 10-K.

Item 9B. Other Information.

During the three months ended December 31, 2023, no director or officer of the Company who is required to file reports under Section 16 of the Exchange Act adopted, modified, or terminated a "Rule 10b5-1 trading arrangement" or "non-Rule 10b5-1 trading arrangement," as each term is defined in Item 408(a) of Regulation S-K.

Item 9C. Disclosure Regarding Foreign Jurisdictions that Prevent Inspections.

Not applicable.

PART III.

Item 10. Directors, Executive Officers and Corporate Governance.

Information required by this item will be included in our definitive Proxy Statement for our 2024 Annual Meeting of Stockholders, which will be filed within 120 days of the end of our fiscal year ended December 31, 2023 (the “2024 Proxy Statement”) and is incorporated herein by reference.

Item 11. Executive Compensation.

Information required by this item will be included in the 2024 Proxy Statement and is incorporated herein by reference.

Item 12. Security Ownership of Certain Beneficial Owners and Management and Related Stockholder Matters

Information required by this item will be included in the 2024 Proxy Statement and is incorporated herein by reference.

Item 13. Certain Relationships and Related Transactions, and Director Independence.

Information required by this item will be included in the 2024 Proxy Statement and is incorporated herein by reference.

Item 14. Principal Accounting Fees and Services.

Information required by this item will be included in the 2024 Proxy Statement and is incorporated herein by reference.

PART IV.

Item 15. Exhibit and Financial Statement Schedules.

(a) The following documents are filed as part of this Annual Report on Form 10-K:

- (1) Financial Statements
 - (i) Consolidated Statements of Financial Condition as of December 31, 2023 and 2022
 - (ii) Consolidated Statements of Operations for the years ended December 31, 2023, 2022 and 2021
 - (iii) Consolidated Statements of Changes in Equity for the years ended December 31, 2023, 2022 and 2021
 - (iv) Consolidated Statements of Cash Flows for the years ended December 31, 2023, 2022 and 2021
 - (v) Notes to Consolidated Financial Statements
- (2) Financial Statement Schedules

There are no Financial Statement Schedules filed as part of this Annual Report on 10-K, as the required information is not applicable.

(b) Exhibit Index:

Exhibit Number	Description
3.1*	Second Amended and Restated Certificate of Incorporation of Silvercrest Asset Management Group Inc. (incorporated by reference to Exhibit 3.1 to the Registrant's Registration Statement on Form S-1 filed April 19, 2013).
3.2*	Bylaws of Silvercrest Asset Management Group Inc. (incorporated by reference to Exhibit 3.2 to the Registrant's Registration Statement on Form S-1 filed April 19, 2013).
4.1*	Specimen Stock Certificate for Shares of Class A Common Stock (incorporated by reference to Exhibit 4.1 to the Registrant's Registration Statement on Form S-1 filed April 19, 2013).
4.2*	Exchange Agreement (incorporated by reference to Exhibit 4.2 to the Registrant's Registration Statement on Form S-1 filed April 19, 2013).
4.3*	Resale and Registration Rights Agreement (incorporated by reference to Exhibit 4.3 to the Registrant's Registration Statement on Form S-1/A filed May 22, 2013).
4.4*+	2012 Equity Incentive Plan (incorporated by reference to Exhibit 4.4 to the Registrant's Registration Statement on Form S-1 filed April 19, 2013).
4.5*	Description of Capital Stock (incorporated by reference to Exhibit 4.5 to the Registrant's Form 10-K filed on March 5, 2019).
4.6*	Amendment to the Silvercrest Asset Management Group, Inc. 2012 Equity Incentive Plan (incorporated by reference to Exhibit 99.2 to the Registrant's Registration Statement on Form S-8 filed on June 17, 2022).
10.1*	Form of Second Amended and Restated Limited Partnership Agreement of Silvercrest L.P. (incorporated by reference to Exhibit 10.1 to the Registrant's Registration Statement on Form S-1 filed April 19, 2013).
10.2*	Tax Receivable Agreement (incorporated by reference to Exhibit 10.2 to the Registrant's Registration Statement on Form S-1 filed April 19, 2013).
10.3*+	Form of Indemnification Agreement with Directors (incorporated by reference to Exhibit 10.3 to the Registrant's Registration Statement on Form S-1 filed April 19, 2013).
10.4*	Credit Agreement (incorporated by reference to Exhibit 10.5 to the Registrant's Registration Statement on Form S-1 filed June 25, 2013).
10.5*	First Amendment to Credit Agreement (incorporated by reference to Exhibit 4.1 to the Registrant's Form 8-K filed on December 23, 2016).
10.6*+	Form of 2012 Equity Incentive Plan Class B Restricted Stock Unit Award Agreement. (incorporated by reference to Exhibit 10.6 to the Registrant's Form 10-Q filed on August 6, 2015).

- 10.7* First Amendment to Lease, dated December 23, 2015, by and between RXR 1330 Owner LLC and Silvercrest Asset Management Group LLC (incorporated by reference to Exhibit 10.7 to the Registrant's Form 10-K filed on March 10, 2016).
- 10.8* Third Amendment to Credit Agreement (incorporated by reference to Exhibit 4.1 to the Registrant's Form 8-K filed on December 21, 2017).
- 10.9* Fourth Amendment to Credit Agreement (incorporated by reference to Exhibit 10.1 to the Registrant's Form 10-Q filed on August 1, 2018).
- 10.10*+ Employment agreement with Richard R. Hough III dated September 18, 2018 (incorporated by reference to Exhibit 10.1 to the Registrant's Form 8-K filed September 24, 2018).
- 10.11* Form of Option Agreement (incorporated by reference to Exhibit 10.2 to the Registrant's Form 8-K filed September 24, 2018).
- 10.12* Sixth Amendment to Credit Agreement (incorporated by reference to Exhibit 4.1 to the Registrant's Form 8-K filed June 25, 2019).
- 10.13* Seventh Amendment to Credit Agreement (incorporated by reference to Exhibit 4.1 to the Registrant's Form 8-K filed July 2, 2019).
- 10.14* Eighth Amendment to Credit Agreement (incorporated by reference to Exhibit 4.1 to Registrant's Form 8-K filed June 19, 2020).
- 10.15* Amendment to Restricted Stock Unit Award Agreement among Silvercrest Asset Management Group Inc. and Brian D. Dunn, dated July 28, 2020 (incorporated by reference to Exhibit 10.1 to the Registrant's Form 10-Q filed on August 3, 2020).
- 10.16*+ Employment agreement with J. Allen Gray dated July 29, 2020 (incorporated by reference to Exhibit 10.2 to the Registrant's Form 10-Q filed on August 3, 2020).
- 10.17* Ninth Amendment to Credit Agreement (incorporated by reference to Exhibit 4.1 to Registrant's Form 8-K filed June 17, 2021).
- 10.18* Tenth Amendment to Credit Agreement (incorporated by reference to Exhibit 4.1 to the Registrant's Form 10-Q filed on May 5, 2022).
- 10.19* Eleventh Amendment to Credit Agreement (incorporated by reference to Exhibit 4.1 to the Registrant's Form 8-K filed on June 17, 2022).
- 10.20* Twelfth Amendment to Credit Agreement (incorporated by reference to Exhibit 4.1 to the Registrant's Form 8-K filed on June 15, 2023).
- 19.1** Insider Trading Policy.
- 21.1** List of Subsidiaries
- 23.1** Consent of Deloitte & Touche LLP
- 24.1** Power of Attorney (included in the Form 10-K under "Signatures").
- 31.1** Certification of the Company's Chief Executive Officer pursuant to Exchange Act Rules 13a-14(a)/15d-14(a), as adopted pursuant to Section 302 of the Sarbanes-Oxley Act of 2002.
- 31.2** Certification of the Company's Chief Financial Officer pursuant to Exchange Act Rules 13a-14(a)/15d-14(a), as adopted pursuant to Section 302 of the Sarbanes-Oxley Act of 2002.
- 32.1*** Certification of the Company's Chief Executive Officer pursuant to 18 U.S.C. Section 1350, as adopted pursuant to Section 906 of the Sarbanes-Oxley Act of 2002.
- 32.2*** Certification of the Company's Chief Financial Officer pursuant to 18 U.S.C. Section 1350, as adopted pursuant to Section 906 of the Sarbanes-Oxley Act of 2002.
- 97.1** Policy Relating to Recovery of Erroneously Awarded Compensation.

101.INS** Inline XBRL Instance Document

101.SCH** Inline XBRL Taxonomy Extension Schema with Embedded Linkbase Documents

104** Cover Page Interactive Data File (formatted as Inline XBRL and contained in Exhibit 101)

* Previously filed

** Filed herewith

*** Furnished herewith

+ Constitutes a management contract or compensatory plan or arrangement.

Item 16. Form 10-K Summary.

None.

SIGNATURES

Pursuant to the requirements of Section 13 or 15(d) of the Securities Exchange Act of 1934, the Registrant has duly caused this report to be signed on its behalf by the undersigned, thereunto duly authorized, in the city of New York, state of New York on March 7, 2024.

SILVERCREST ASSET MANAGEMENT GROUP INC.

By: /s/ Richard R. Hough III
Richard R. Hough III
Chairman, Chief Executive Officer and President

By: /s/ Scott A. Gerard
Scott A. Gerard
Chief Financial Officer

KNOW ALL MEN BY THESE PRESENTS, that each person whose signature appears below constitutes and appoints Richard R. Hough III and Scott A. Gerard his true and lawful attorneys-in-fact and agents, with full power to act separately and full power of substitution and resubstitution, for him and in his name, place and stead, in any and all capacities, to sign any and all amendments to this Annual Report on Form 10-K for the year ended December 31, 2023 and to file the same, with all exhibits thereto, and all other documents in connection therewith, with the Securities and Exchange Commission, granting unto said attorneys-in-fact and agents full power and authority to do and perform each and every act in person, hereby ratifying and confirming all that said attorneys-in-fact and agents or his substitute or substitutes may lawfully do or cause to be done by virtue hereof.

Pursuant to the requirements of the Securities Exchange Act of 1934, this report has been signed by the following persons on behalf of the Registrant and in the capacities indicated on the 7th day of March, 2024:

Signature	Title	Date
<u>/s/ Richard R. Hough III</u> Richard R. Hough III	(Principal Executive Officer), Chairman and Director	March 7, 2024
<u>/s/ Scott A. Gerard</u> Scott A. Gerard	(Principal Financial and Accounting Officer)	March 7, 2024
<u>/s/ Albert S. Messina</u> Albert S. Messina	Managing Director, Portfolio Manager and Director	March 7, 2024
<u>/s/ Richard J. Burns</u> Richard J. Burns	Director	March 7, 2024
<u>/s/ Brian D. Dunn</u> Brian D. Dunn	Director	March 7, 2024
<u>/s/ Darla M. Romfo</u> Darla M. Romfo	Director	March 7, 2024

INDEX TO CONSOLIDATED FINANCIAL STATEMENTS

Silvercrest Asset Management Group Inc.

Report of Independent Registered Public Accounting Firm (PCAOB ID Number 34)	F-2
Consolidated Statements of Financial Condition as of December 31, 2023 and December 31, 2022	F-5
Consolidated Statements of Operations for the years ended December 31, 2023, 2022 and 2021	F-6
Consolidated Statements of Changes in Equity for the years ended December 31, 2023, 2022 and 2021	F-7
Consolidated Statements of Cash Flows for the years ended December 31, 2023, 2022 and 2021	F-8
Notes to Consolidated Financial Statements	F-10

REPORT OF INDEPENDENT REGISTERED PUBLIC ACCOUNTING FIRM

To the Stockholders and the Board of Directors of Silvercrest Asset Management Group Inc.:

Opinion on the Financial Statements

We have audited the accompanying consolidated statements of financial condition of Silvercrest Asset Management Group Inc. and subsidiaries (the "Company") as of December 31, 2023 and 2022, the related consolidated statements of operations, changes in equity, and cash flows for each of the three years in the period ended December 31, 2023, and the related notes (collectively referred to as the "financial statements"). In our opinion, the financial statements present fairly, in all material respects, the financial position of the Company as of December 31, 2023 and 2022, and the results of its operations and its cash flows for each of the three years in the period ended December 31, 2023, in conformity with accounting principles generally accepted in the United States of America.

We have also audited, in accordance with the standards of the Public Company Accounting Oversight Board (United States) (PCAOB), the Company's internal control over financial reporting as of December 31, 2023, based on criteria established in *Internal Control — Integrated Framework (2013)* issued by the Committee of Sponsoring Organizations of the Treadway Commission and our report dated March 7, 2024, expressed an unqualified opinion on the Company's internal control over financial reporting.

Basis for Opinion

These financial statements are the responsibility of the Company's management. Our responsibility is to express an opinion on the Company's financial statements based on our audits. We are a public accounting firm registered with the PCAOB and are required to be independent with respect to the Company in accordance with the U.S. federal securities laws and the applicable rules and regulations of the Securities and Exchange Commission and the PCAOB.

We conducted our audits in accordance with the standards of the PCAOB. Those standards require that we plan and perform the audit to obtain reasonable assurance about whether the financial statements are free of material misstatement, whether due to error or fraud. Our audits included performing procedures to assess the risks of material misstatement of the financial statements, whether due to error or fraud, and performing procedures that respond to those risks. Such procedures included examining, on a test basis, evidence regarding the amounts and disclosures in the financial statements. Our audits also included evaluating the accounting principles used and significant estimates made by management, as well as evaluating the overall presentation of the financial statements. We believe that our audits provide a reasonable basis for our opinion.

Critical Audit Matter

The critical audit matter communicated below is a matter arising from the current-period audit of the financial statements that was communicated or required to be communicated to the audit committee and that (1) relates to accounts or disclosures that are material to the financial statements and (2) involved our especially challenging, subjective, or complex judgments. The communication of critical audit matters does not alter in any way our opinion on the financial statements, taken as a whole, and we are not, by communicating the critical audit matter below, providing a separate opinion on the critical audit matter or on the accounts or disclosures to which it relates.

Tax Receivable Agreement – Refer to Note 1 of the financial statements

Critical Audit Matter Description

As disclosed in Note 1, in connection with Silvercrest's initial public offering (the "IPO") and reorganization of Silvercrest L.P ("SLP") that was completed on June 23, 2013, Silvercrest entered into a tax receivable agreement (the "TRA") with the partners of SLP that requires the Company to pay 85% of the amount of cash savings, if any, in U.S. federal, state and local income tax that it actually realizes (or is deemed to realize in the case of an early termination payment by it, or a change in control) as a result of the increases in tax basis and certain other tax benefits related to entering into the TRA, including tax benefits attributable to payments under the TRA or attributable to exchanges of shares of Class B common stock for shares of Class A common stock. The payments to be made pursuant to the tax receivable agreement are a liability of Silvercrest and not SLP as Silvercrest expects to benefit from the remaining 15% of cash savings realized, if any. The required payments to principals for certain tax benefits Silvercrest claims and the amounts paid to the principals could be significant depending on the savings, if any, from the U.S federal and state income tax. Realization of these tax benefits may occur in periods after the initial public offering as a result of any step-up in tax basis in SLP's assets resulting from (a) the purchases or exchanges of Class B units (along with the corresponding shares of the Class B common stock) for shares of the Class A common stock and (b) payments under this tax receivable agreement, certain prior distributions by

Silvercrest L.P. and prior transfers or exchanges of Class B units which resulted in tax basis adjustments to the assets of Silvercrest L.P., and tax benefits related to imputed interest deemed to be paid by us as a result of this tax receivable agreement.

The principal considerations for our determination that performing procedures relating to the estimated liability and amounts payable under the TRA is a critical audit matter arise due to the significant judgements by management to determine the impact of the change in tax basis, resulting from changes in the price of shares of the Class A common stock at the time of the exchange, the extent to which such exchanges are taxable, the amount and timing of the income and the tax rates then applicable from the changes in tax laws. Further, estimation and judgement in the TRA balances arise as tax laws are complex and subject to different interpretations by the taxpayer and respective governmental taxing authorities. Judgment is required in determining the tax liability and in evaluating tax positions that is recognized as of year-end.

How the Critical Audit Matter Was Addressed in the Audit

Our audit procedures related to the Tax Receivable Agreement included the following:

1. We tested the effectiveness of internal controls over the management's assessment related to the estimated liability and amounts payable under the TRA.
2. With the assistance of our tax specialists, we validated the reasonableness of Management's estimates and other inputs used in calculating the TRA amount including effects of the purchase and exchanges of Class B to Class A shares and relevant changes in the tax law affecting the calculation.
3. With the assistance of our tax specialists, we assessed the mathematical accuracy of the overall tax liability by footing, cross-footing, and recalculating the liability based on the relevant tax rates in the current year.
4. We evaluated management's ability to reasonably determine the liability through independent analysis including a comparison of actual results to management's estimates.
5. We evaluated the reasonableness of management's estimates by comparing the liability to:
 - Historical TRA liability balances
 - Internal communications to management and the Board of Directors
 - Forecasted information included in Company press releases, analyst and industry reports for the Company and certain of its peer companies.

/s/ Deloitte & Touche LLP

New York, New York
March 7, 2024

We have served as the Company's auditor since 2006.

REPORT OF INDEPENDENT REGISTERED PUBLIC ACCOUNTING FIRM

To the Stockholders and the Board of Directors of Silvercrest Asset Management Group Inc.:

Opinion on Internal Control over Financial Reporting

We have audited the internal control over financial reporting of Silvercrest Asset Management Group Inc. and subsidiaries (the “Company”) as of December 31, 2023, based on criteria established in *Internal Control — Integrated Framework (2013)* issued by the Committee of Sponsoring Organizations of the Treadway Commission (COSO). In our opinion, the Company maintained, in all material respects, effective internal control over financial reporting as of December 31, 2023, based on criteria established in *Internal Control — Integrated Framework (2013)* issued by COSO.

We have also audited, in accordance with the standards of the Public Company Accounting Oversight Board (United States) (PCAOB), the consolidated financial statements as of and for the year ended December 31, 2023, of the Company and our report dated March 7, 2024, expressed an unqualified opinion on those consolidated financial statements.

Basis for Opinion

The Company’s management is responsible for maintaining effective internal control over financial reporting and for its assessment of the effectiveness of internal control over financial reporting, included in the accompanying Management’s Report on Internal Control Over Financial Reporting. Our responsibility is to express an opinion on the Company’s internal control over financial reporting based on our audit. We are a public accounting firm registered with the PCAOB and are required to be independent with respect to the Company in accordance with the U.S. federal securities laws and the applicable rules and regulations of the Securities and Exchange Commission and the PCAOB.

We conducted our audit in accordance with the standards of the PCAOB. Those standards require that we plan and perform the audit to obtain reasonable assurance about whether effective internal control over financial reporting was maintained in all material respects. Our audit included obtaining an understanding of internal control over financial reporting, assessing the risk that a material weakness exists, testing and evaluating the design and operating effectiveness of internal control based on the assessed risk, and performing such other procedures as we considered necessary in the circumstances. We believe that our audit provides a reasonable basis for our opinion.

Definition and Limitations of Internal Control over Financial Reporting

A company’s internal control over financial reporting is a process designed to provide reasonable assurance regarding the reliability of financial reporting and the preparation of financial statements for external purposes in accordance with generally accepted accounting principles. A company’s internal control over financial reporting includes those policies and procedures that (1) pertain to the maintenance of records that, in reasonable detail, accurately and fairly reflect the transactions and dispositions of the assets of the company; (2) provide reasonable assurance that transactions are recorded as necessary to permit preparation of financial statements in accordance with generally accepted accounting principles, and that receipts and expenditures of the company are being made only in accordance with authorizations of management and directors of the company; and (3) provide reasonable assurance regarding prevention or timely detection of unauthorized acquisition, use, or disposition of the company’s assets that could have a material effect on the financial statements.

Because of its inherent limitations, internal control over financial reporting may not prevent or detect misstatements. Also, projections of any evaluation of effectiveness to future periods are subject to the risk that controls may become inadequate because of changes in conditions, or that the degree of compliance with the policies or procedures may deteriorate.

/s/ Deloitte & Touche LLP

New York, New York
March 7, 2024

Silvercrest Asset Management Group Inc.
Consolidated Statements of Financial Condition
(In thousands, except share data)

	December 31, 2023	December 31, 2022
Assets		
Cash and cash equivalents	\$ 70,301	\$ 77,432
Investments	219	146
Receivables, net	9,526	9,118
Due from Silvercrest Funds	558	577
Furniture, equipment and leasehold improvements, net	7,422	5,021
Goodwill	63,675	63,675
Operating lease assets	19,612	23,653
Finance lease assets	330	342
Intangible assets, net	18,933	21,349
Deferred tax asset—tax receivable agreement	5,034	6,915
Prepaid expenses and other assets	3,964	4,447
Total assets	\$ 199,574	\$ 212,675
Liabilities and Equity		
Accounts payable and accrued expenses	\$ 1,990	\$ 1,704
Accrued compensation	37,371	39,734
Borrowings under credit facility	2,719	6,337
Operating lease liabilities	26,277	29,552
Finance lease liabilities	336	344
Deferred tax and other liabilities	9,071	9,172
Total liabilities	77,764	86,843
Commitments and Contingencies (Note 10)		
Equity		
Preferred Stock, par value \$0.01, 10,000,000 shares authorized; none issued and outstanding	—	—
Class A Common Stock, par value \$0.01, 50,000,000 shares authorized; 10,287,452 and 9,478,997 issued and outstanding, respectively, as of December 31, 2023; 10,068,369 and 9,559,587 issued and outstanding, respectively, as of December 31, 2022	103	101
Class B Common Stock, par value \$0.01, 25,000,000 shares authorized; 4,431,105 and 4,545,380 issued and outstanding as of December 31, 2023 and 2022, respectively	43	44
Additional Paid-In Capital	55,809	53,982
Treasury stock, at cost, 808,455 and 508,782 shares as of December 31, 2023 and 2022, respectively	(15,057)	(9,295)
Accumulated other comprehensive income (loss)	(12)	—
Retained earnings	41,851	39,761
Total Silvercrest Asset Management Group Inc.'s equity	82,737	84,593
Non-controlling interests	39,073	41,239
Total equity	121,810	125,832
Total liabilities and equity	\$ 199,574	\$ 212,675

See accompanying notes to consolidated financial statements.

Silvercrest Asset Management Group Inc.
Consolidated Statements of Operations
(In thousands, except share and per share data)

	For the year ended December 31,		
	2023	2022	2021
Revenue			
Management and advisory fees	\$ 112,794	\$ 118,725	\$ 126,976
Performance fees and allocations	—	2	86
Family office services	4,616	4,490	4,541
Total revenue	117,410	123,217	131,603
Expenses			
Compensation and benefits	72,619	71,610	72,564
General and administrative	25,972	13,045	28,518
Total expenses	98,591	84,655	101,082
Income before other income (expense), net	18,819	38,562	30,521
Other income (expense), net			
Other income (expense), net	76	260	190
Interest income	946	24	7
Interest expense	(421)	(416)	(383)
Equity income from investments	73	(31)	1,534
Total other income (expense), net	674	(163)	1,348
Income before provision for income taxes	19,493	38,399	31,869
Provision for income taxes	(4,310)	(7,606)	(6,923)
Net income	15,183	30,793	24,946
Less: net income attributable to non-controlling interests	(6,089)	(11,965)	(10,253)
Net income attributable to Silvercrest	\$ 9,094	\$ 18,828	\$ 14,693
Net income per share:			
Basic	\$ 0.96	\$ 1.92	\$ 1.52
Diluted	\$ 0.96	\$ 1.92	\$ 1.52
Weighted average shares outstanding:			
Basic	9,431,404	9,792,928	9,673,597
Diluted	9,464,339	9,821,441	9,690,309

See accompanying notes to consolidated financial statements.

Silvercrest Asset Management Group Inc.
Consolidated Statements of Changes in Equity
(In thousands)

	Class A Common Stock Shares	Class A Common Stock Amount	Class B Common Stock Shares	Class B Common Stock Amount	Class B Common Stock Amount	Additional Paid-In Capital	Treasury Stock Shares	Treasury Stock Amount	Accumulated Other Comprehensive Income (Loss)	Retained Earnings	Total Silvercrest Asset Management Group Inc.'s Equity	Non- controlling Interest	Total Equity
January 1, 2021	9,651	\$ 96	4,722	\$ 46	\$ 51,039	—	—	—	—	\$ 19,498	\$ 70,679	\$ 32,720	\$ 103,399
Distributions to partners	—	—	—	—	—	—	—	—	—	—	—	(6,680)	(6,680)
Issuance of Class B shares	—	—	102	1	—	—	—	—	—	—	1	1,173	1,174
Issuance of notes receivable from partners	—	—	—	—	—	—	—	—	—	—	—	(475)	(475)
Equity-based compensation	0	1	21	—	211	—	—	—	—	—	212	1,214	1,426
Repayment of notes receivable from partners	—	—	—	—	—	—	—	—	—	—	—	228	228
Net Income	—	—	—	—	—	—	—	—	—	14,693	14,693	10,253	24,946
Deferred tax, net of amounts payable under tax receivable agreement	—	—	—	—	(283)	—	—	—	—	—	(283)	—	(283)
Accrued interest on notes receivable from partners	—	—	—	—	—	—	—	—	—	—	—	(6)	(6)
Share Conversion	251	2	(251)	(2)	1,969	—	—	—	—	—	1,969	(1,969)	—
Purchase of shares of Class A common stock of Silvercrest Asset Management Group Inc.	(33)	—	—	—	—	—	33	(512)	—	—	(512)	—	(512)
Dividends paid on Class A common stock - \$0.66 per share	—	—	—	—	—	—	—	—	—	(6,409)	(6,409)	—	(6,409)
December 31, 2021	9,869	\$ 99	4,594	\$ 45	\$ 52,936	—	33	\$ (512)	\$ —	\$ 27,782	\$ 80,350	\$ 36,458	\$ 116,808
Distributions to partners	—	—	68	1	—	—	—	—	—	—	—	(7,912)	(7,912)
Issuance of Class B shares	—	—	—	—	—	—	—	—	—	—	1	1,148	1,149
Issuance of notes receivable from partners	—	—	—	—	—	—	—	—	—	—	—	—	—
Equity-based compensation	—	—	50	—	220	—	—	—	—	—	220	929	1,149
Repayment of notes receivable from partners	—	—	—	—	—	—	—	—	—	—	—	172	172
Net Income	—	—	—	—	—	—	—	—	—	18,828	18,828	11,965	30,793
Deferred tax, net of amounts payable under tax receivable agreement	—	—	—	—	(692)	—	—	—	—	—	(692)	—	(692)
Accrued interest on notes receivable from partners	—	—	—	—	—	—	—	—	—	—	—	(3)	(3)
Share Conversion	167	2	(167)	(2)	1,518	—	—	—	—	—	1,518	(1,518)	—
Purchase of shares of Class A common stock of Silvercrest Asset Management Group Inc.	(476)	—	—	—	—	—	476	(8,783)	—	—	(8,783)	—	(8,783)
Dividends paid on Class A common stock - \$0.70 per share	—	—	—	—	—	—	—	—	—	(6,849)	(6,849)	—	(6,849)
December 31, 2022	9,560	\$ 101	4,545	\$ 44	\$ 53,982	—	509	\$ (9,295)	\$ —	\$ 39,761	\$ 84,593	\$ 41,239	\$ 125,832
Distributions to partners	—	—	—	—	—	—	—	—	—	—	—	(7,818)	(7,818)
Issuance of Class B shares	—	—	1	—	—	—	—	—	—	—	—	25	25
Equity-based compensation	8	—	95	1	220	—	—	—	—	—	221	1,406	1,627
Repayment of notes receivable from partners	—	—	—	—	—	—	—	—	—	—	—	95	95
Net Income	—	—	—	—	—	—	—	—	—	9,094	9,094	6,089	15,183
Deferred tax, net of amounts payable under tax receivable agreement	—	—	—	—	(352)	—	—	—	—	—	(352)	—	(352)
Accrued interest on notes receivable from partners	—	—	—	—	—	—	—	—	—	—	—	(4)	(4)
Share Conversion	210	2	(210)	(2)	1,959	—	—	—	—	—	1,959	(1,959)	—
Purchase of shares of Class A common stock of Silvercrest Asset Management Group Inc.	(299)	—	—	—	—	—	299	(5,762)	—	—	(5,762)	—	(5,762)
Dividends paid on Class A common stock - \$0.74 per share	—	—	—	—	—	—	—	—	—	(7,004)	(7,004)	—	(7,004)
Cumulative translation adjustment	—	—	—	—	—	—	—	—	(12)	—	(12)	—	(12)
December 31, 2023	9,479	\$ 103	4,431	\$ 43	\$ 55,809	—	808	\$ (15,057)	\$ (12)	\$ 41,851	\$ 82,737	\$ 39,073	\$ 121,810

See accompanying notes to consolidated financial statements.

Silvercrest Asset Management Group Inc.
Consolidated Statements of Cash Flows
(In thousands)

	For the year ended December 31,		
	2023	2022	2021
Cash Flows From Operating Activities			
Net income	\$ 15,183	\$ 30,793	\$ 24,946
Adjustments to reconcile net income to net cash provided by operating activities:			
Equity-based compensation	1,627	1,149	1,426
Depreciation and amortization	4,014	3,883	3,923
Deferred income taxes	2,186	3,967	901
Tax receivable agreement fair value adjustment	2	(202)	(114)
Non-cash interest on notes receivable from partners	(4)	(3)	(6)
Non-cash lease expense	4,041	2,477	3,938
Distributions received from investment funds	—	1,411	861
Equity income from investments	(73)	31	(1,534)
Cash flows due to changes in operating assets and liabilities:			
Receivables and due from Silvercrest Funds	(389)	(417)	81
Prepaid expenses and other assets	(170)	(2,765)	116
Accounts payable and accrued expenses	214	(12,161)	5,616
Accrued compensation	(2,363)	(1,973)	7,858
Operating lease liabilities	(3,275)	(2,819)	(3,756)
Other liabilities	—	—	(3)
Interest payable on notes payable	(18)	12	25
Net cash provided by operating activities	20,975	23,383	44,278
Cash Flows From Investing Activities			
Acquisition of furniture, equipment and leasehold improvements	\$ (3,878)	\$ (956)	\$ (908)
Net cash used in investing activities	(3,878)	(956)	(908)
Cash Flows From Financing Activities			
Earn-outs paid related to acquisitions	\$ (75)	\$ (4,568)	\$ (3,045)
Repayments of notes payable	(3,600)	(2,700)	(3,600)
Principal payments on financing leases	(117)	(120)	(118)
Distributions to partners	(7,818)	(7,912)	(6,680)
Dividends paid on Class A common stock	(6,996)	(6,828)	(6,397)
Purchase of shares of Class A common stock of Silvercrest Asset Management Group Inc.	(5,705)	(8,783)	(512)
Payments from partners on notes receivable	95	172	228
Net cash used in financing activities	(24,216)	(30,739)	(20,124)
Effect of exchange rate changes on cash and cash equivalents	(12)	—	—
Net (decrease) increase in cash and cash equivalents	(7,131)	(8,312)	23,246
Cash and cash equivalents, beginning of year	77,432	85,744	62,498
Cash and cash equivalents, end of year	\$ 70,301	\$ 77,432	\$ 85,744

See accompanying notes to consolidated financial statements.

Silvercrest Asset Management Group Inc.
Consolidated Statements of Cash Flows
(continued)
(In thousands)

	For the year ended December 31,		
	2023	2022	2021
Supplemental Disclosures of Cash Flow Information			
Net cash paid during the period for:			
Income taxes	\$ 1,605	\$ 5,195	\$ 4,848
Interest	332	345	315
Supplemental Disclosures of Non-cash Financing and Investing Activities			
Notes receivable from new partners issued for capital contributions to Silvercrest L.P.	\$ —	\$ —	\$ 475
Issuance of Class B units of Silvercrest L.P. in conjunction with the acquisition of Neosho	25	25	25
Issuance of Class B units of Silvercrest L.P. in conjunction with the acquisition of Cortina	—	1,122	674
Recognition of deferred tax assets as a result of share conversions	328	648	566
Assets acquired under capital leases	109	211	137
Accrued dividends	24	21	12
Purchase of shares of Class A common stock excise tax accrual	57	—	—

See accompanying notes to consolidated financial statements.

Silvercrest Asset Management Group Inc.
Notes to Consolidated Financial Statements
As of and for the Years ended December 31, 2023, 2022 and 2021
(Dollars in thousands, except per share or per unit amounts)

1. ORGANIZATION AND BUSINESS

Silvercrest Asset Management Group Inc. (“Silvercrest”), together with its consolidated subsidiary, Silvercrest L.P., a limited partnership, (collectively the “Company”), was formed as a Delaware corporation on July 11, 2011. Silvercrest is a holding company that was formed in order to carry on the business of Silvercrest L.P., the managing member of our operating subsidiary, and its subsidiaries. Effective on June 26, 2013, Silvercrest became the sole general partner of Silvercrest L.P. and its only material asset is the general partner interest in Silvercrest L.P., represented by 9,478,997 Class A units or approximately 67.1% of the outstanding interests of Silvercrest L.P. Silvercrest controls all of the businesses and affairs of Silvercrest L.P. and, through Silvercrest L.P. and its subsidiaries, continues to conduct the business previously conducted by these entities prior to the reorganization.

Silvercrest L.P., together with its consolidated subsidiaries (collectively “SLP”), provides investment management and family office services to individuals and families and their trusts, and to endowments, foundations and other institutional investors primarily located in the United States of America. The business includes the management of funds of funds and other investment funds, collectively referred to as the “Silvercrest Funds”.

Silvercrest L.P. was formed on December 10, 2008 and commenced operations on January 1, 2009.

On March 11, 2004, Silvercrest Asset Management Group LLC (“SAMG LLC”) acquired 100% of the outstanding shares of James C. Edwards Asset Management, Inc. (“JCE”) and subsequently changed JCE’s name to Silvercrest Financial Services, Inc. (“SFS”). On December 31, 2004, SLP acquired 100% of the outstanding shares of the LongChamp Group, Inc. (now SAM Alternative Solutions, Inc.) (“LGI”). Effective March 31, 2005, SLP entered into an Asset Contribution Agreement with and acquired all of the assets, properties, rights and certain liabilities of Heritage Financial Management, LLC (“HFM”). Effective October 3, 2008, SLP acquired 100% of the outstanding limited liability company interests of Marathon Capital Group, LLC (“MCG”) through a limited liability company interest purchase agreement dated September 22, 2008. On November 1, 2011, SLP acquired certain assets of Milbank Winthrop & Co. (“Milbank”). On April 1, 2012, SLP acquired 100% of the outstanding limited liability company interests of MW Commodity Advisors, LLC (“Commodity Advisors”). On March 28, 2013, SLP acquired certain assets of Ten-Sixty Asset Management, LLC (“Ten-Sixty”). On June 30, 2015, SLP acquired certain assets of Jamison, Eaton & Wood, Inc. (“Jamison”). On January 11, 2016, SLP acquired certain assets of Cappicille & Company, LLC (“Cappicille”). On January 1, 2019, SLP acquired certain assets of Neosho Capital LLC (“Neosho”). On July 1, 2019, SLP acquired substantially all assets of Cortina Asset Management (“Cortina”). See Notes 3, 7 and 8 for additional information related to the acquisition, goodwill and intangible assets arising from these acquisitions.

Tax Receivable Agreement

In connection with Silvercrest’s initial public offering (the “IPO”) and reorganization of SLP that was completed on June 23, 2013, Silvercrest entered into a tax receivable agreement (the “TRA”) with the partners of SLP that requires it to pay them 85% of the amount of cash savings, if any, in U.S. federal, state and local income tax that it actually realizes (or is deemed to realize in the case of an early termination payment by it, or a change in control) as a result of the increases in tax basis and certain other tax benefits related to entering into the TRA, including tax benefits attributable to payments under the TRA or attributable to exchanges of shares of Class B common stock for shares of Class A common stock. The payments to be made pursuant to the tax receivable agreement are a liability of Silvercrest and not Silvercrest L.P. As of December 31, 2023 this liability is estimated to be \$8,799 and is included in deferred tax and other liabilities in the Consolidated Statements of Financial Condition. Silvercrest expects to benefit from the remaining 15% of cash savings realized, if any.

The TRA was effective upon the consummation of the IPO and will continue until all such tax benefits have been utilized or expired, unless Silvercrest exercises its right to terminate the TRA for an amount based on an agreed upon value of the payments remaining to be made under the agreement. The TRA will automatically terminate with respect to Silvercrest’s obligations to a partner if a partner (i) is terminated for cause, (ii) breaches his or her non-solicitation covenants with Silvercrest or any of its subsidiaries or (iii) voluntarily resigns or retires and competes with Silvercrest or any of its subsidiaries in the 12-month period following resignation of employment or retirement, and no further payments will be made to such partner under the TRA.

For purposes of the TRA, cash savings in income tax will be computed by comparing Silvercrest's actual income tax liability to the amount of such taxes that it would have been required to pay had there been no increase in its share of the tax basis of the tangible and intangible assets of SLP.

Estimating the amount of payments that Silvercrest may be required to make under the TRA is imprecise by nature, because the actual increase in its share of the tax basis, as well as the amount and timing of any payments under the TRA, will vary depending upon a number of factors, including:

- the timing of exchanges of Silvercrest's Class B units for shares of Silvercrest's Class A common stock—for instance, the increase in any tax deductions will vary depending on the fair market value, which may fluctuate over time, of the depreciable and amortizable assets of SLP at the time of the exchanges;
- the price of Silvercrest's Class A common stock at the time of exchanges of Silvercrest's Class B units—the increase in Silvercrest's share of the basis in the assets of SLP, as well as the increase in any tax deductions, will be related to the price of Silvercrest's Class A common stock at the time of these exchanges;
- the extent to which these exchanges are taxable—if an exchange is not taxable for any reason (for instance, if a principal who holds Class B units exchanges units in order to make a charitable contribution), increased deductions will not be available;
- the tax rates in effect at the time Silvercrest utilizes the increased amortization and depreciation deductions; and
- the amount and timing of Silvercrest's income—Silvercrest will be required to pay 85% of the tax savings, as and when realized, if any. If Silvercrest does not have taxable income, it generally will not be required to make payments under the TRA for that taxable year because no tax savings will have been actually realized.

For the years ended December 31, 2023, 2022 and 2021, the valuation adjustment to the TRA related to the underlying deferred tax assets was (\$2), \$202 and \$114, respectively, and is included in Other income (expense), net in the Consolidated Statements of Operations.

In addition, the TRA provides that, upon certain mergers, asset sales, other forms of business combinations or other changes of control, Silvercrest's (or its successors') obligations with respect to exchanged or acquired Class B units (whether exchanged or acquired before or after such transaction) would be based on certain assumptions, including that Silvercrest would have sufficient taxable income to fully utilize the deductions arising from the increased tax deductions and tax basis and other benefits related to entering into the TRA.

Decisions made by the continuing partners of SLP in the course of running Silvercrest's business, such as with respect to mergers, asset sales, other forms of business combinations or other changes in control, may influence the timing and amount of payments that are received by an exchanging or selling principal under the TRA. For example, the earlier disposition of assets following an exchange or acquisition transaction will generally accelerate payments under the TRA and increase the present value of such payments, and the disposition of assets before an exchange or acquisition transaction will increase an existing owner's tax liability without giving rise to any rights of a principal to receive payments under the TRA.

Were the IRS to successfully challenge the tax basis increases described above, Silvercrest would not be reimbursed for any payments previously made under the TRA. As a result, in certain circumstances, Silvercrest could make payments under the TRA in excess of its actual cash savings in income tax. For the years ended December 31, 2023, 2022 and 2021, Silvercrest made TRA payments totaling \$795, \$763 and \$669, respectively.

2. SUMMARY OF SIGNIFICANT ACCOUNTING POLICIES

Basis of Presentation and Principles of Consolidation

The accompanying Consolidated Financial Statements include the accounts of Silvercrest and its wholly-owned subsidiaries, SLP, SAMG LLC, SFS, MCG, Silvercrest Investors LLC, Silvercrest Investors II LLC, Silvercrest Investors III LLC, Silvercrest Investors IV LLC, and Silvercrest Asset Management (Singapore) Pte. Ltd. as of and for the years ended December 31, 2023, 2022 and 2021. All intercompany transactions and balances have been eliminated.

The Company evaluates for consolidation those entities it controls through a majority voting interest or otherwise, including those Silvercrest Funds over which the general partner or equivalent is presumed to have control, e.g. by virtue of the limited partners not being able to remove the general partner. The initial step in the Company's determination of whether a fund for which SLP is the general partner is required to be consolidated is assessing whether the fund is a variable interest entity or a voting interest entity.

SLP then considers whether the fund is a voting interest entity ("VoIE") in which the unaffiliated limited partners have substantive "kick-out" rights that provide the ability to dissolve (liquidate) the limited partnership or otherwise remove the general partner without cause. SLP considers the "kick-out" rights to be substantive if the general partner for the fund can be removed by the vote of a simple majority of the unaffiliated limited partners and there are no significant barriers to the unaffiliated limited partners' ability to exercise these rights in that among other things, (1) there are no conditions or timing limits on when the rights can be exercised, (2) there are no financial or operational barriers associated with replacing the general partner, (3) there are a number of qualified replacement investment advisors that would accept appointment at the same fee level, (4) each fund's documents provide for the ability to call and conduct a vote, and (5) the information necessary to exercise the kick-out rights and related vote are available from the fund and its administrator.

If the fund is a variable interest entity, SLP then determines whether it has a variable interest in the fund, and if so, whether SLP is the primary beneficiary. In determining whether SLP is the primary beneficiary, SLP evaluates its control rights as well as economic interests in the entity held either directly or indirectly by SLP. The consolidation analysis can generally be performed qualitatively; however, if it is not readily apparent that SLP is not the primary beneficiary, a quantitative analysis may also be performed. Amendments to the governing documents of the respective Silvercrest Funds could affect an entity's status as a VIE or the determination of the primary beneficiary. At each reporting date, SLP assesses whether it is the primary beneficiary and will consolidate or deconsolidate accordingly.

As of December 31, 2023 and 2022 and for the years ended December 31, 2023, 2022 and 2021, each fund is deemed to be a VoIE and neither SLP nor Silvercrest consolidated any of the Silvercrest Funds.

Non-controlling interest

As of December 31, 2023 and 2022, Silvercrest holds approximately 67.1% and 66.8%, respectively, of the economic interests in SLP. Silvercrest is the sole general partner of SLP and, therefore, controls the management of SLP. As a result, Silvercrest consolidates the financial position and the results of operations of SLP and its subsidiaries, and records a non-controlling interest, as a separate component of equity on its Consolidated Statement of Financial Condition for the remaining economic interests in SLP. The non-controlling interest in the income or loss of SLP is included in the Consolidated Statement of Operations as a reduction or addition to net income derived from SLP.

Translation of Non-U.S. Currency Amounts

Assets and liabilities of non-U.S. subsidiaries that have a foreign currency as their functional currency are re-measured to U.S. dollars at quarter-end exchange rates, and revenues and expenses are re-measured at average rates of exchange prevailing during the period. The resulting translation adjustments are recorded in accumulated other comprehensive income (loss). Gains or losses resulting from foreign currency transactions are included in other income (expense), net in the Consolidated Statements of Operations.

Segment Reporting

The Company views its operations as comprising one operating segment, the investment management industry. Each of the Company's acquired businesses have similar economic characteristics and have been fully integrated upon acquisition. Furthermore, our chief operating decision maker, which is the Company's Chief Executive Officer, monitors and reviews financial information at a consolidated level for assessing operating results and the allocation of resources.

Use of Estimates

The preparation of the Consolidated Financial Statements requires management to make estimates and assumptions that affect the reported amounts of assets and liabilities, the disclosure of contingent assets and liabilities at the date of the Consolidated Financial Statements and the reported amounts of revenues, expenses and other income reported in the Consolidated Financial Statements and the accompanying notes. Actual results could differ from those estimates. Significant estimates and assumptions made by management include the fair value of acquired assets and liabilities, determination of equity-based compensation, accounting for income taxes, determination of the useful lives of long-lived assets and other matters that affect the Consolidated Financial Statements and related disclosures.

Cash and Cash Equivalents

The Company considers all highly liquid securities with original maturities of 90 days or less when purchased to be cash equivalents.

Equity Method Investments

The Company accounts for investment activities related to entities over which the Company exercises significant influence but do not meet the requirements for consolidation, using the equity method of accounting, whereby the Company records its share of the underlying income or losses of these entities. Intercompany profit arising from transactions with affiliates is eliminated to the extent of its beneficial interest. Equity in losses of equity method investments is not recognized after the carrying value of an investment, including advances and loans, has been reduced to zero, unless guarantees or other funding obligations exist.

The Company evaluates its equity method investments for impairment, whenever events or changes in circumstances indicate that the carrying amounts of such investments may not be recoverable. The difference between the carrying value of the equity method investment and its estimated fair value is recognized as an impairment when the loss in value is deemed other than temporary. The Company's equity method investments approximate their fair value at December 31, 2023 and 2022. The fair value of the equity method investments is estimated based on the Company's share of the fair value of the net assets of the equity method investee. No impairment charges related to equity method investments were recorded during the years ended December 31, 2023, 2022 and 2021.

Receivables and Due from Silvercrest Funds

Receivables consist primarily of amounts for management and advisory fees, performance fees and allocations and family office service fees due from clients, and are stated as net realizable value. The Company maintains an allowance for doubtful receivables based on estimates of expected losses and specific identification of uncollectible accounts. The Company charges actual losses to the allowance when incurred.

Furniture, Equipment and Leasehold Improvements

Furniture, equipment and leasehold improvements consist primarily of furniture, fixtures and equipment, computer hardware and software and leasehold improvements and are recorded at cost less accumulated depreciation and amortization. Depreciation and amortization are calculated using the straight-line method over the assets' estimated useful lives, which for leasehold improvements is the lesser of the lease term or the life of the asset, generally 10 years, and 3 to 7 years for other fixed assets.

Business Combinations

The Company accounts for business combinations using the acquisition method of accounting. The acquisition method of accounting requires that purchase price, including the fair value of contingent consideration, of the acquisition be allocated to the assets acquired and liabilities assumed using the fair values determined by management as of the acquisition date. The method for determining relative fair value varied depending on the type of asset or liability and involved management making significant estimates related to assumptions such as future growth rates used to produce financial projections and the selection of unobservable inputs and other assumptions. The inputs used in establishing the fair value are in most cases unobservable and reflect the Company's own judgments about the assumptions market participants would use in pricing the assets acquired and liabilities assumed. Contingent consideration is recorded as part of the purchase price when such contingent consideration is not based on continuing employment of the selling shareholders. Contingent consideration that is related to continuing employment is recorded as compensation expense. Payments made for contingent consideration recorded as part of an acquisition's purchase price are reflected as financing activities in the Company's Consolidated Statements of Cash Flows.

The Company remeasures the fair value of contingent consideration at each reporting period using a probability-adjusted discounted cash flow method based on significant inputs not observable in the market and any change in the fair value from either the passage of time or events occurring after the acquisition date, is recorded in earnings. Contingent consideration payments that exceed the acquisition date fair value of the contingent consideration are reflected as an operating activity in the Consolidated Statements of Cash Flows.

The excess of the purchase price over the fair value of the identifiable assets acquired, including intangibles, and liabilities assumed is recorded as goodwill. The Company generally uses valuation specialists to perform appraisals and assist in the determination of the fair values of the assets acquired and liabilities assumed. These valuations require management to make estimates and assumptions that are critical in determining the fair values of the assets and liabilities. During the measurement period, the Company may record adjustments to the assets acquired and liabilities assumed. Any adjustments to provisional amounts that are identified during the measurement period are recorded in the reporting period in which the adjustment amounts are determined. Upon the conclusion of the measurement period, any subsequent adjustments are recorded to earnings.

Goodwill and Intangible Assets

Goodwill consists of the excess of the purchase price over the fair value of identifiable net assets of businesses acquired. Goodwill is not amortized but is evaluated for impairment at least annually, on October 1st of each year, or whenever events or circumstances indicate that impairment may have occurred.

The Company accounts for goodwill under Accounting Standard Codification (“ASC”) No. 350, “Intangibles - Goodwill and Other,” which provides an entity the option to first perform a qualitative assessment of whether a reporting unit’s fair value is more likely than not less than its carrying value, including goodwill. In performing its qualitative assessment, an entity considers the extent to which adverse events or circumstances identified, such as changes in economic conditions, industry and market conditions or entity specific events, could affect the comparison of the reporting unit’s fair value with its carrying amount. If an entity concludes that the fair value of a reporting unit is more likely than not less than its carrying amount, the entity is required to perform the currently prescribed two-step goodwill impairment test to identify potential goodwill impairment and, accordingly, measure the amount, if any, of goodwill impairment loss to be recognized for that reporting unit. The Company utilized this option when performing its annual impairment assessment in 2023, 2022 and 2021, and concluded that its single reporting unit’s fair value was more likely than not greater than its carrying value, including goodwill.

The Company has one reporting unit at December 31, 2023 and 2022. No goodwill impairment charges were recorded during the years ended December 31, 2023, 2022 and 2021.

Intangible assets of the Company are reviewed for impairment whenever events or changes in circumstances indicate that the net carrying amount of the asset may not be recoverable. In connection with such review, the Company also re-evaluates the periods of amortization for these assets. Recoverability of assets to be held and used is measured by a comparison of the carrying amount of an asset to undiscounted future net cash flows expected to be generated by the asset. If such assets are considered to be impaired, the impairment to be recognized is measured by the amount by which the carrying amount of the assets exceeds their fair value.

Identifiable finite-lived intangible assets are amortized over their estimated useful lives ranging from 3 to 20 years. The method of amortization is based on the pattern over which the economic benefits, generally expected undiscounted cash flows, of the intangible asset are consumed. Intangible assets for which no pattern can be reliably determined are amortized using the straight-line method. Intangible assets consist primarily of the contractual right to future management, advisory and performance fees from customer contracts or relationships.

Long-lived Assets

Long-lived assets of the Company are reviewed for impairment whenever events or changes in circumstances indicate that the net carrying amount of the asset may not be recoverable. In connection with such review, the Company also re-evaluates the periods of depreciation and amortization for these assets. Recoverability of assets to be held and used is measured by a comparison of the carrying amount of an asset to undiscounted future net cash flows expected to be generated by the asset. If such assets are considered to be impaired, the impairment to be recognized is measured by the amount by which the carrying amount of the assets exceeds their fair value.

Treasury Stock

On July 29, 2021, the Company announced that its Board of Directors had approved a share repurchase program authorizing the Company to repurchase up to \$15,000,000 of the Company's outstanding Class A common stock (the "Repurchase Program"). Repurchases under the Repurchase Program may be made using either cash on hand, borrowings under the Company's existing credit facilities or other sources, or (a) one or more 10b5-1 share trading plans, to be established with one or more banks or brokers (the "Trading Plans"), (b) pursuant to accelerated share repurchase programs with one or more investment banks or other financial intermediaries (the "ASR Programs"), or (c) through repurchases to be made outside of the Trading Plans or ASR Programs but in compliance with all applicable requirements under the Securities Exchange Act of 1934, as amended (the "Exchange Act"), including the safe harbor provided by Exchange Act Rule 10b-18, and consummated during an open trading window under the Company's insider trading policy. The program may be amended, suspended, or discontinued at any time and does not commit the Company to repurchase any shares of Common Stock.

As of December 31, 2023 and 2022, the Company had purchased 808,455 and 508,782 shares, respectively, of Class A common stock for an aggregate price of approximately \$15,057 and \$9,295, respectively.

Treasury stock is accounted for under the cost method and is included as a deduction from equity in the Company's Equity section of the Consolidated Statement of Financial Condition. Upon any subsequent retirement or resale, the treasury stock account is reduced by the cost of such stock.

Partner Distributions

Partner incentive allocations, which are determined by the general partner, can be formula-based or discretionary. Partner incentive allocations are treated as compensation expense and recognized in the period in which they are earned. In the event there is insufficient distributable cash flow to make incentive distributions, the general partner in its sole and absolute discretion may determine not to make any distributions called for under the partnership agreement. The remaining net income or loss after partner incentive allocations is generally allocated to unit holders based on their pro rata ownership.

Redeemable Partnership Units

If a principal of SLP is terminated for cause, SLP has the right to redeem all of the vested Class B units collectively held by the principal and his or her permitted transferees for a purchase price equal to the lesser of (i) the aggregate capital account balance in SLP of the principal and his or her permitted transferees or (ii) the purchase price paid by the terminated principal to first acquire the Class B units.

SLP also makes distributions to its partners of various nature including incentive payments, profit distributions and tax distributions. The profit distributions and tax distributions are accounted for as equity transactions.

Class A Common Stock

The Company's Class A stockholders are entitled to one vote for each share held of record on all matters submitted to a vote of the Company's stockholders. Also, Class A stockholders are entitled to receive dividends, when and if declared by the Company's board of directors, out of funds legally available therefor, subject to any statutory or contractual restrictions on the payment of dividends and to any restrictions on the payment of dividends imposed by the terms of any outstanding preferred stock. Dividends consisting of shares of Class A common stock may be paid only as follows: (i) shares of Class A common stock may be paid only to holders of shares of Class A common stock and (ii) shares will be paid proportionately with respect to each outstanding share of the Company's Class A common stock. Upon the Company's liquidation, dissolution or winding-up, or the sale of all, or substantially all, of the Company's assets, after payment in full of all amounts required to be paid to creditors and to holders of preferred stock having a liquidation preference, if any, the Class A stockholders will be entitled to share ratably in the Company's remaining assets available for distribution to Class A stockholders. Class B units of SLP held by principals will be exchangeable for shares of the Company's Class A common stock, on a one-for-one basis, subject to customary adjustments for share splits, dividends and reclassifications.

Class B Common Stock

Shares of the Company's Class B common stock are issuable only in connection with the issuance of Class B units of SLP. When a vested or unvested Class B unit is issued by SLP, the Company will issue the holder one share of its Class B common stock in exchange for the payment of its par value. Each share of the Company's Class B common stock will be redeemed for its par value and cancelled by the Company if the holder of the corresponding Class B unit exchanges or forfeits its Class B unit pursuant to the terms of the Second Amended and Restated Limited Partnership Agreement of SLP and the terms of the Silvercrest Asset Management Group Inc. 2012 Equity Incentive Plan (the "2012 Equity Incentive Plan"). The Company's Class B stockholders will be entitled to one vote for each share held of record on all matters submitted to a vote of the Company's stockholders. The Company's Class B stockholders will not participate in any dividends declared by the Company's board of directors. Upon the Company's liquidation, dissolution or winding-up, or the sale of all, or substantially all, of its assets, Class B stockholders only will be entitled to receive the par value of the Company's Class B common stock.

Revenue Recognition

The Company generates revenue from management and advisory fees, performance fees and allocations, and family office services fees. Management and advisory fees and performance fees and allocations are generated by managing assets on behalf of separate accounts and acting as investment adviser for various investment funds. Performance fees and allocations also relate to assets managed in external investment strategies in which the Company has a revenue sharing arrangement and in funds in which the Company has no partnership interest. Management and advisory fees and family office services fees income is recognized through the course of the period in which these services are provided. Income from performance fees and allocations is recorded at the conclusion of the contractual performance period when all contingencies are resolved. In certain arrangements, the Company is only entitled to receive performance fees and allocations when the return on assets under management exceeds certain benchmark returns or other performance targets.

The discretionary investment management agreements for the Company's separately managed accounts do not have a specified term. Rather, each agreement may be terminated by either party at any time, unless otherwise agreed with the client, upon written notice of termination to the other party. The investment management agreements for the Company's private funds are generally in effect from year to year, and may be terminated at the end of any year (or, in certain cases, on the anniversary of execution of the agreement) (i) by the Company upon 30 or 90 days' prior written notice and (ii) after receiving the affirmative vote of a simple majority of the investors in the private fund that are not affiliated with the Company, by the private fund on 60 or 90 days' prior written notice. The investment management agreements for the private funds may also generally be terminated effective immediately by either party where the non-terminating party (i) commits a material breach of the terms subject, in certain cases, to a cure period, (ii) is found to have committed fraud, gross negligence or willful misconduct or (iii) terminates, becomes bankrupt, becomes insolvent or dissolves. Each of the Company's investment management agreements contains customary indemnification obligations from the Company to their clients.

The management and advisory fees are primarily driven by the level of the Company's assets under management. The assets under management increase or decrease based on the net inflows or outflows of funds into the Company's various investment strategies and the investment performance of their clients' accounts. In order to increase the Company's assets under management and expand their business, the Company must develop and market investment strategies that suit the investment needs of their target clients and provide attractive returns over the long term. The Company's ability to continue to attract clients will depend on a variety of factors including, among others:

- the ability to educate the Company's target clients about the Company's classic value investment strategies and provide them with exceptional client service;
- the relative investment performance of the Company's investment strategies, as compared to competing products and market indices;
- competitive conditions in the investment management and broader financial services sectors;
- investor sentiment and confidence; and
- The decision to close strategies when the Company deems it to be in the best interests of their clients.

The majority of management and advisory fees that the Company earns on separately-managed accounts are based on the value of assets under management on the last day of each calendar quarter. Most of the management and advisory fees are billed quarterly in advance on the first day of each calendar quarter. The Company's basic annual fee schedule for management of clients' assets in separately managed accounts is generally: (i) for managed equity or balanced portfolios, 1% of the first \$10 million and 0.60% on the balance, (ii) for managed fixed income only portfolios, 0.40% on the first \$10 million and 0.30% on the balance, (iii) for the municipal value strategy, 0.65%, (iv) for Cortina equity portfolios, 1.0% on the first \$25 million, 0.90% on the next \$25 million and 0.80% on the balance and (v) for outsourced chief investment officer portfolios, 0.40% on the first \$50 million, 0.32% on the next \$50 million and 0.24% on the balance. The Company's fee for monitoring non-discretionary assets can range from 0.05% to 0.01%, but can also be incorporated into an agreed-upon fixed family office service fee. The majority of the Company's client relationships pay a blended fee rate since they are invested in multiple strategies.

Management fees earned on investment funds that the Company advises are calculated primarily based on the net assets of the funds. Some funds calculate investment fees based on the net assets of the funds as of the last business day of each calendar quarter, whereas other funds calculate investment fees based on the value of net assets on the first business day of the month. Depending on the investment fund, fees are paid either quarterly in advance or quarterly in arrears. For the Company's private funds, the fees range from 0.25% to 1.5% annually. Certain management fees earned on investment funds for which the Company performs risk management and due diligence services are based on flat fee agreements customized for each engagement.

The Company's management and advisory fees may fluctuate based on a number of factors, including the following:

- changes in assets under management due to appreciation or depreciation of their investment portfolios, and the levels of the contribution and withdrawal of assets by new and existing clients;
- allocation of assets under management among their investment strategies, which have different fee schedules;
- allocation of assets under management between separately managed accounts and advised funds, for which the Company generally earn lower overall management and advisory fees; and
- the level of their performance with respect to accounts and funds on which the Company is paid incentive fees.

The Company's performance fees and allocations may fluctuate based on performance with respect to accounts and funds on which the Company is paid incentive fees and allocations.

The Company's family office services capabilities enable us to provide comprehensive and integrated services to their clients. The Company's dedicated group of tax and financial planning professionals provide financial planning, tax planning and preparation, partnership accounting and fund administration and consolidated wealth reporting among other services. Family office services income fluctuates based on both the number of clients for whom the Company performs these services and the level of agreed-upon fees, most of which are flat fees. Therefore, non-discretionary assets under management, which are associated with family office services, do not typically serve as the basis for the amount of family office services revenue that is recognized. Family office services fees are also typically billed quarterly in advance at the beginning of the quarter or in arrears after the end of the quarter based on a contractual percentage of the assets managed or upon a contractually agreed-upon flat fee arrangement. Revenue is recognized on a ratable basis over the period in which services are performed.

The Company accounts for performance-based revenue in accordance with ASC 606 by recognizing performance fees and allocations as revenue only when it is certain that the fee income is earned and payable pursuant to the relevant agreements. In certain arrangements, the Company is only entitled to receive performance fees and allocations when the return on assets under management exceeds certain benchmark returns or other performance targets. The Company records performance fees and allocations as a component of revenue once the performance fee which is recognized at a point in time upon crystallization of the performance fee. As a result, there is no estimate or variability in the consideration when revenue is recorded.

Equity-Based Compensation

Equity-based compensation costs relating to the issuance of share-based awards to employees are based on the fair value of the award at the date of grant, which is expensed ratably over the requisite service period, net of estimated forfeitures. The forfeiture assumption is ultimately adjusted to the actual forfeiture rate. Therefore, changes in the forfeiture assumptions may affect the timing of the total amount of expense recognized over the vesting period. The service period is the period over which the employee performs the related services, which is normally the same as the vesting period. Equity-based awards that do not require future service are expensed immediately. Equity-based awards that have the potential to be settled in cash at the election of the employee are classified as liabilities ("Liability Awards") and are adjusted to fair value at the end of each reporting period.

Leases

The Company accounts for leases under ASU No. 2016-02, “Topic 842, Leases” (“ASC 842”), which requires lessees to recognize leases on-balance sheet and disclose key information about leasing arrangements. ASC 842 established a right-of-use model (“ROU”) that requires a lessee to recognize a ROU asset and lease liability on the balance sheet for all leases with a term longer than 12 months. Leases are classified as finance or operating, with classification affecting the pattern and classification of expense recognition in the Consolidated Statement of Operations.

Income Taxes

Silvercrest and SFS are subject to federal and state corporate income tax, which requires an asset and liability approach to the financial accounting and reporting of income taxes. SLP is not subject to federal and state income taxes, since all income, gains and losses are passed through to its partners. SLP is, however, subject to New York City unincorporated business tax. With respect to the Company’s incorporated entities, the annual tax rate is based on the income, statutory tax rates and tax planning opportunities available in the various jurisdictions in which the Company operates. Tax laws are complex and subject to different interpretations by the taxpayer and respective governmental taxing authorities. Judgment is required in determining the tax expense and in evaluating tax positions. The tax effects of any uncertain tax position (“UTP”) taken or expected to be taken in income tax returns are recognized only if it is “more likely-than-not” to be sustained on examination by the taxing authorities, based on its technical merits as of the reporting date. The tax benefits recognized in the consolidated financial statements from such a position are measured based on the largest benefit that has a greater than fifty percent likelihood of being realized upon ultimate settlement. The Company recognizes estimated accrued interest and penalties related to UTPs in income tax expense.

The Company recognizes the benefit of a UTP in the period when it is effectively settled. Previously recognized tax positions are derecognized in the first period in which it is no longer more likely than not that the tax position would be sustained upon examination.

Recent Accounting Developments

In June 2016, the FASB issued ASU 2016-13, “Accounting for Credit Losses” which amends the Board’s guidance on the impairment of financial instruments. The ASU adds to U.S. GAAP an impairment model (known as the current expected credit loss (CECL) model) that is based on expected losses rather than incurred losses. Under the new guidance, an entity recognizes as an allowance its estimate of expected credit losses, which the FASB believes will result in more timely recognition of such losses. This amendment became effective for the Company on January 1, 2020. The adoption of this ASU did not have a material effect on the Company’s Consolidated Financial Statements.

In August 2018, the FASB issued ASU 2018-15, “Customer’s Accounting for Implementation Costs Incurred in a Cloud Computing Arrangement That is a Service Contract.” The ASU provides guidance for entities to evaluate the accounting for fees paid by a customer in a cloud computing arrangement which includes a software license. ASU 2018-15 became effective for the Company on January 1, 2020. The adoption of this ASU did not have a material effect on the Company’s Consolidated Financial Statements.

In March 2020, the FASB issued ASU 2020-04, “Facilitation of the Effects of Reference Rate Reform on Financial Reporting” which applies to all entities, subject to meeting certain criteria, that have contracts, hedging relationships, and other transactions that reference LIBOR or another reference rate expected to be discontinued because of reference rate reform. This ASU is effective for all public entities beginning March 12, 2020 through December 31, 2022. The adoption of this ASU did not have a material effect on the Company’s Consolidated Financial Statements.

In December 2023, the FASB issued ASU 2023-09, “Improvements to Income Tax Disclosures”. Under the ASU, all public business entities must annually (1) disclose specific categories in the rate reconciliation and (2) provide additional information for reconciling items that meet a quantitative threshold (if the effect of those reconciling items is equal to or greater than 5 percent of the amount computed by multiplying pretax income or loss by the applicable statutory income tax rate). ASU 2023-09 will become effective for the Company for annual periods beginning after December 15, 2024. The Company does not expect the adoption of ASU 2023-09 to have a material effect on the Company's Consolidated Financial Statements

3. ACQUISITIONS

Cortina:

On April 12, 2019, SAMG LLC and SLP entered into an Asset Purchase Agreement (the “Purchase Agreement”) with Cortina Asset Management, LLC, a Wisconsin limited liability company (“Cortina”), and certain interest holders of Cortina (together, the

“Principals of Cortina”) to acquire, directly or through a designated affiliate, substantially all of the assets of Cortina relating to Cortina’s business of providing investment management, investment advisory, and related services (the “Cortina Acquisition”).

Subject to the terms and conditions set forth in the Purchase Agreement, SAMG LLC agreed to pay to Cortina an aggregate maximum amount of \$44,937, 80% of which was agreed to be paid in cash at closing by SAMG LLC, and 20% of which was agreed to be paid by SLP in the form of issuance and delivery to certain Principals at closing of Class B Units in SLP, in each case subject to certain adjustments as described in the Purchase Agreement.

On July 1, 2019, the acquisition was completed pursuant to the Purchase Agreement. At closing, SAMG LLC paid to Cortina an aggregate principal amount of \$33,577 in cash, and SLP paid an additional \$8,952, in the form of issuance and delivery to certain Principals of 662,713 Class B Units in SLP. The \$33,577 paid in cash represented \$35,072 in consideration, partially offset by net closing credits due to SAMG LLC for reimbursable expenses from Cortina.

In addition, the Purchase Agreement provides for up to an additional \$26,209 to be paid 80% in cash with certain Principals receiving the remaining 20% in the form of Class B Units of SLP in potential earn-out payments over the next four years. SAMG LLC determined that the preliminary fair value of contingent consideration pursuant to the terms of the Purchase Agreement whereby the sellers of Cortina are potentially entitled to two retention payments and one growth payment contingent upon the achievement of various revenue targets is \$13,800. The estimated fair value of contingent consideration is recognized at the date of acquisition, and adjusted for changes in facts and circumstances until the ultimate resolution of the contingency. Changes in the fair value of contingent consideration are reflected as a component of general and administrative expenses in the Consolidated Statements of Operations. The income approach was used to determine the fair value of these payments, by estimating a range of likely expected outcomes and payouts given these outcomes. The potential payouts were estimated using a Monte Carlo simulation and discounted back to their present values using a risk-free discount rate adjusted to account for SAMG LLC’s credit or counterparty risk to arrive at the present value of the contingent consideration payments. The discount rate for the contingent consideration payments was based on the revenue cost of capital for Cortina’s revenue.

The first retention payment, due if revenue for the 12-month period from July 1, 2020 to June 30, 2021 is greater than or equal to 95% of the acquired revenue of \$13,027 which represents Cortina’s annual revenue run-rate as of closing (“Acquired Revenue”), is equal to \$3,370. If revenue for the period is equal to 75% or less of the Acquired Revenue, there is no first retention payment, and if revenue for the period is between 75% and 95%, the first retention payment will be determined using linear interpolation between \$0 and \$3,370. Cortina’s revenue for the 12-month period from July 1, 2020 to June 30, 2021 exceeded 95% of the acquired revenue of \$13,027, therefore, a first retention payment of \$3,370 was due as of June 30, 2021. The first retention payment was paid on July 30, 2021 in the form of \$2,696 in cash and \$674 in equity.

The second retention payment is based on revenue for the 12-month period from July 1, 2021 to June 30, 2022, with a revenue threshold between 85% and 105% of Acquired Revenue and a maximum retention payment of \$5,617. If revenue for the period is equal to 85% or less of the Acquired Revenue, there is no second retention payment, and if revenue for the period is between 85% and 105%, the second retention payment will be determined using linear interpolation between \$0 and \$5,617. Cortina’s revenue for the 12-month period from July 1, 2021 to June 30, 2022 exceeded 105% of the acquired revenue of \$13,027, so therefore a second retention payment of \$5,617 was due as of June 30, 2022. The second retention payment was paid on July 29, 2022 in the form of \$4,494 in cash and \$1,123 in equity.

The growth payment is based on revenue for the 12-month period from July 1, 2022 to June 30, 2023, with a revenue threshold between 95% and 140% of Acquired Revenue and a maximum payment of \$17,222. If revenue for the period is equal to 95% or less of the Acquired Revenue, there is no growth payment, and if revenue for the period is between 95% and 140%, the growth payment will be determined using linear interpolation between \$0 and \$17,222. Based on revenue through June 30, 2023, there was no growth payment.

Fair value adjustments to contingent purchase price consideration of (\$2), (\$11,780) and \$5,670 were recorded for the years ended December 31, 2023, 2022 and 2021, respectively, and are included in general and administrative expenses in the Consolidated Statement of Operations for the years then ended. SAMG LLC has a liability of \$0 and \$2 as of December 31, 2023 and 2022, respectively, for contingent consideration related to earnout payments to be made in conjunction with the Cortina Acquisition, which is included in accounts payable and accrued expenses in the Consolidated Statements of Financial Condition.

In connection with their receipt of the equity consideration, the Principals of Cortina became subject to the rights and obligations set forth in the limited partnership agreement of SLP and are entitled to distributions consistent with SLP’s distribution policy. In addition, the Principals of Cortina became parties to the Exchange Agreement, which governs the exchange of Class B Units for Class A common stock of the Company, the Resale and Registration Rights Agreement, which provides the Principals of Cortina with liquidity with respect to shares of Class A common stock of the Company received in exchange for Class B Units, and the TRA of the

Company, which entitles the Principals of Cortina to share in a portion of the tax benefit received by the Company upon the exchange of Class B Units for Class A common stock of the Company.

The Purchase Agreement includes customary representations, warranties and covenants.

The strategic acquisition of Cortina, a long-standing innovative and high-caliber growth equity asset management firm, establishes a growth equity capability for the Company. Furthermore, the Company gains investment professionals that have significant experience and knowledge of the industry and establishes a presence in the Midwest.

Cortina revenue and income before provision for income taxes for the twelve months ended December 31, 2023 and 2022 that are included in the Consolidated Statement of Operations are \$10,564 and \$4,001, and \$11,437 and \$2,543, respectively.

During 2023 and 2022, the Company incurred \$5 and \$15, respectively, in costs related to the Cortina Acquisition, and has included these in general, administrative and other in the Consolidated Statement of Operations.

Cash paid on date of acquisition	\$ 17,072
Term loan with City National Bank drawdown	18,000
Units issued	8,952
Contingent consideration	13,800
Total purchase consideration	<u>\$ 57,824</u>

The Company accounted for the acquisition under the acquisition method of accounting for business combinations. Accordingly, the purchase price was allocated to the assets acquired and liabilities assumed based on their respective fair values. The method for determining relative fair value varied depending on the type of asset or liability and involved management making significant estimates related to assumptions such as future growth rates used to produce financial projections for Cortina and the selection of unobservable inputs and other assumptions. The inputs used in establishing the fair value are in most cases unobservable and reflect the Company's own judgments about the assumptions market participants would use in pricing the assets acquired and liabilities assumed.

The following table summarizes the amounts preliminarily allocated to acquired assets and assumed liabilities. The excess of the purchase price over the estimated fair values of the assets acquired and liabilities assumed was allocated to goodwill and intangible assets.

Total fair value of tangible assets acquired and liabilities assumed	\$ —
Goodwill	36,324
Customer relationships (15 years)	21,500
Total purchase consideration	<u>\$ 57,824</u>

The purchase price allocations as presented above were finalized as of December 31, 2019.

The Company believes the recorded goodwill is supported by the anticipated revenues and expected synergies of integrating the operations of Cortina into the Company. Most of the goodwill is expected to be deductible for tax purposes.

Neosho:

On December 13, 2018, the Company executed an Asset Purchase Agreement (the “Asset Purchase Agreement”) by and among the Company, SLP, SAMG LLC (the “Buyer”) and Neosho Capital LLC, a Delaware limited liability company (“Neosho” or the “Seller”), and Christopher K. Richey, Alphonse I. Chan, Robert K. Choi and Vincent G. Pandes, each such individual a principal of Neosho (together, the “Principals of Neosho”), to acquire certain assets of Neosho. The transaction contemplated by the Asset Purchase Agreement closed on January 15, 2019 and is referred to herein as the “Neosho Acquisition”.

Pursuant to the terms of the Asset Purchase Agreement, SAMG LLC acquired substantially all of the business and assets of the Seller, a provider of investment management and advisory services, including goodwill and the benefit of the amortization of goodwill related to such assets. In consideration of the purchased assets and goodwill, SAMG LLC paid to the Seller and the Principal an aggregate purchase price consisting of (1) a cash payment of \$399 (net of cash acquired) and (2) Class B units of SLP issued to the Principals of Neosho with a value equal to \$20 and an equal number of shares of Class B common stock of the Company, having voting rights but no economic interest. The Company determined that the acquisition-date fair value of the contingent consideration

was \$1,686, based on the likelihood that the financial and performance targets described in the Asset Purchase Agreement will be achieved. SAMG LLC made a payment of \$300 to the Principals of Neosho on the first anniversary of the closing date. SAMG LLC will make earnout payments to the Principals of Neosho as soon as practicable following December 31, 2020, 2021, 2022 and 2023, in an amount equal to the greater of (i) \$100 and (ii) the product obtained by multiplying (x) 50% by (y) the revenue of Neosho as of such payment date less the revenue of Neosho as of the immediately preceding payment date for the prior year. Earnout payments will be paid 75% in cash and 25% in equity. The estimated fair value of contingent consideration is recognized at the date of acquisition, and adjusted for changes in facts and circumstances until the ultimate resolution of the contingency. Changes in the fair value of contingent consideration are reflected as a component of general and administrative expenses in the Consolidated Statements of Operations. The fair value of the contingent consideration was based on discounted cash flow models using projected revenue for each earnout period. The discount rate applied to the projected revenue was determined based on the weighted average cost of capital for the Company and took into account that the overall risk associated with the payments was similar to the overall risks of the Company as there is no target, floor or cap associated with the contingent payments.

Fair value adjustments to contingent purchase price consideration of \$24, (\$299) and (\$365) were recorded for the years ended December 31, 2023, 2022 and 2021, respectively, and are included in general, and administrative expenses in the Consolidated Statement of Operations for the years then ended. The Company has a liability of \$87 and \$164 for contingent consideration related to earnout payments to be made in conjunction with the Neosho Acquisition, which is included in accounts payable and accrued expenses in the Consolidated Statements of Financial Condition as of December 31, 2023 and 2022, respectively. During each of the years ended December 31, 2023 and 2022, the Company made contingent purchase price payments to Neosho of \$100 in the form of \$75 in cash and \$25 in equity.

Cappicille:

On December 15, 2015, the Company executed an Asset Purchase Agreement (the “Asset Purchase Agreement”) by and among the Company, SLP, SAMG LLC (the “Buyer”) and Cappicille & Company, LLC, a Delaware limited liability company (“Cappicille” or the “Seller”), and Michael Cappicille (the “Principal”), to acquire certain assets of Cappicille. The transaction contemplated by the Asset Purchase Agreement closed on January 11, 2016 and is referred to herein as the “Cappicille Acquisition”.

Pursuant to the terms of the Asset Purchase Agreement, SAMG LLC acquired (i) substantially all of the business and assets of the Seller, a provider of tax services, including goodwill and the benefit of the amortization of goodwill related to such assets, and (ii) the personal goodwill of the Principal. In consideration of the purchased assets and goodwill, SAMG LLC paid to the Seller and the Principal an aggregate purchase price consisting of a cash payment of \$148. The Company determined that the acquisition-date fair value of the contingent consideration was \$354, based on the likelihood that the financial and performance targets described in the Asset Purchase Agreement will be achieved. SAMG LLC will make earnout payments to the Principal as soon as practicable following December 31, 2016, 2017, 2018, 2019, and during 2020, in an amount equal to 19% of the revenue attributable to the business and assets of Cappicille, based on revenue gained or lost post-transaction during the twelve months ended on the applicable determination date, except that the earnout payment for 2016 shall be equal to 19% of the revenue attributable to the Cappicille for the period between the closing date of the Cappicille Acquisition and December 31, 2016 and the earnout payment for 2020 shall be equal to 19% of the revenue attributable to the Cappicille Acquisition for the period between January 1, 2020 and the fifth anniversary of the closing date of the Cappicille Acquisition. The estimated fair value of contingent consideration is recognized at the date of acquisition, and adjusted for changes in facts and circumstances until the ultimate resolution of the contingency. Changes in the fair value of contingent consideration are reflected as a component of general and administrative expenses in the Consolidated Statement of Operations. The fair value of the contingent consideration was based on discounted cash flow models using projected revenue for each earnout period. The discount rate applied to the projected revenue was determined based on the weighted average cost of capital for the Company and took into account that the overall risk associated with the payments was similar to the overall risks of the Company as there is no target, floor or cap associated the contingent payments.

The Company has a liability of \$0 for contingent consideration related to Cappicille included in accounts payable and accrued expenses in the Consolidated Statement of Financial Condition as of December 31, 2023 and 2022, respectively.

Jamison:

On March 30, 2015, the Company executed an Asset Purchase Agreement (the “Asset Purchase Agreement”), by and among the Company, SLP, SAMG LLC (the “Buyer”) and Jamison Eaton & Wood, Inc., a New Jersey corporation (“Jamison” or the “Seller”), and Keith Wood, Ernest Cruikshank, III, William F. Gadsden and Frederick E. Thalmann, Jr., each such individual a principal of Jamison (together, the “Principals of Jamison”), to acquire certain assets of Jamison. The transaction contemplated by the Asset Purchase Agreement closed on June 30, 2015 and is referred to herein as the “Jamison Acquisition”.

Pursuant to the terms of the Asset Purchase Agreement, SAMG LLC acquired (i) substantially all of the business and assets of the Seller, an investment adviser, including goodwill and the benefit of the amortization of goodwill related to such assets and (ii) the personal goodwill of the Principals of Jamison. In consideration of the purchased assets and goodwill, SAMG LLC paid to the Seller and the Principals of Jamison an aggregate purchase price consisting of (1) cash payments in the aggregate amount of \$3,550 (the “Closing Cash Payment”), (2) a promissory note issued to the Seller in the principal amount of \$394, with an interest rate of 5% per annum (the “Seller Note”), (3) promissory notes in varying amounts issued to each of the Principals of Jamison for an aggregated total amount of \$1,771, each with an interest rate of 5% per annum (together, the “Principals of Jamison Notes”) and (4) Class B units of SLP (the “Class B Units”) issued to the Principals of Jamison with a value equal to \$3,562 and an equal number of shares of Class B common stock of the Company, having voting rights but no economic interest (together, the “Equity Consideration”). The Company determined that the acquisition-date fair value of the contingent consideration was \$1,429, based on the likelihood that the financial and performance targets described in the Asset Purchase Agreement will be achieved. SAMG LLC will make earnout payments to the Principals of Jamison as soon as practicable following December 31, 2015, 2016, 2017, 2018, 2019 and during 2020, in an amount equal to 20% of the EBITDA attributable to the business and assets of Jamison (the “Jamison Business”), based on revenue gained or lost post-transaction during the twelve months ended on the applicable determination date, except that the earnout payment for 2015 shall be equal to 20% of the EBITDA attributable to the Jamison Business for the period between the closing date of the Jamison Acquisition and December 31, 2015 and the earnout payment for 2020 shall be equal to 20% of the EBITDA attributable to the Jamison Business for the period between January 1, 2020 and the fifth anniversary of the closing date of the Jamison Acquisition. The estimated fair value of contingent consideration is recognized at the date of acquisition, and adjusted for changes in facts and circumstances until the ultimate resolution of the contingency. Changes in the fair value of contingent consideration are reflected as a component of general and administrative expenses in the Consolidated Statement of Operations. The fair value of the contingent consideration was based on discounted cash flow models using projected EBITDA for each earnout period. The discount rate applied to the to the projected EBITDA was determined based on the weighted average cost of capital for the Company and took into account that the overall risk associated with the payments was similar to the overall risks of the Company as there is no target, floor or cap associated the contingent payments.

In connection with their receipt of the Equity Consideration, the Principals of Jamison became subject to the rights and obligations set forth in the limited partnership agreement of SLP and are entitled to distributions consistent with SLP’s distribution policy. In addition, the Principals of Jamison became parties to the Exchange Agreement, which governs the exchange of Class B Units for Class A common stock of the Company, the Resale and Registration Rights Agreement, which provides the Principals of Jamison with liquidity with respect to shares of Class A common stock of the Company received in exchange for Class B Units, and the TRA of the Company, which entitles the Principals of Jamison to share in a portion of the tax benefit received by the Company upon the exchange of Class B Units for Class A common stock of the Company.

The Asset Purchase Agreement includes customary representations, warranties and covenants.

The strategic acquisition of Jamison, a long-standing and highly regarded investment boutique, strengthens the Company’s presence in the greater New York market and the Company obtains investment managers that have significant experience and knowledge of the industry. Jamison’s clients will gain access to the Company’s complete investment management, wealth planning and reporting capabilities, including proprietary value equity and fixed income disciplines and alternative investment advisory services.

The Company believes the recorded goodwill is supported by the anticipated revenues and expected synergies of integrating the operations of Jamison into the Company. The goodwill is expected to be deductible for tax purposes.

The Company has a liability of \$0 for contingent consideration related to Jamison included in accounts payable and accrued expenses in the Consolidated Statement of Financial Condition as of December 31, 2023 and 2022, respectively.

4. INVESTMENTS AND FAIR VALUE MEASUREMENTS

Investments include \$219 and \$146 as of December 31, 2023 and 2022, respectively, representing the Company’s equity method investments in affiliated investment funds which have been established and managed by the Company and its affiliates. The Company’s financial interest in these funds can range up to 2%. Despite the Company’s insignificant financial interest, the Company exercises significant influence over these funds as the Company typically serves as the general partner, managing member or equivalent for these funds. During 2007, the Silvercrest Funds granted rights to the unaffiliated investors in each respective fund to provide that a simple majority of the fund’s unaffiliated investors will have the right, without cause, to remove the general partner or equivalent of that fund or to accelerate the liquidation date of that fund in accordance with certain procedures. At December 31, 2023 and 2022, the Company determined that none of the Silvercrest Funds were required to be consolidated. The Company’s involvement with these entities began on the dates that they were formed, which range from July 2003 to July 2014.

Fair Value Measurements

GAAP establishes a hierarchical disclosure framework which prioritizes and ranks the level of market price observability used in measuring investments at fair value. Market price observability is affected by a number of factors, including the type of investment, the characteristics specific to the investment and the state of the marketplace including the existence and transparency of transactions between market participants. Investments with readily available active quoted prices or for which fair value can be measured from actively quoted prices in an orderly market generally will have a higher degree of market price observability and a lesser degree of judgment used in measuring fair value.

- Level I: Quoted prices are available in active markets for identical investments as of the reporting date. The type of investments in Level I include listed equities and listed derivatives.
- Level II: Pricing inputs are other than quoted prices in active markets, which are either directly or indirectly observable as of the reporting date, and fair value is determined through the use of models or other valuation methodologies. Investments which are generally included in Level II include corporate bonds and loans, less liquid and restricted equity securities, certain over-the counter derivatives, and certain fund of hedge funds investments in which the Company has the ability to redeem its investment at net asset value at, or within three months of, the reporting date.
- Level III: Pricing inputs are unobservable for the investment and includes situations where there is little, if any, market activity for the investment. The inputs into the determination of fair value require significant management judgment or estimation.

In certain cases, the inputs used to measure fair value may fall into different levels of the fair value hierarchy. In such cases, the determination of which category within the fair value hierarchy is appropriate for any given investment is based on the lowest level of input that is significant to the fair value measurement. The Company's assessment of the significance of a particular input to the fair value measurement in its entirety requires judgment and considers factors specific to the investment.

At December 31, 2023 and 2022, the Company did not have any financial assets or liabilities that are recorded at fair value on a recurring basis, with the exception of the contingent consideration related to the acquisition earnouts.

Contingent Consideration

For business acquisitions, the Company recognizes the fair value of goodwill and other acquired intangible assets, and estimated contingent consideration at the acquisition date as part of purchase price. This fair value measurement is based on unobservable (Level 3) inputs.

The following table represents changes in the fair value of estimated contingent consideration for the years ended December 31, 2023, 2022 and 2021:

Balance at January 1, 2021	16,402
Additions to estimated contingent consideration	—
Payments of contingent consideration	(3,744)
Non-cash changes in fair value of estimated contingent consideration	5,305
Balance at December 31, 2021	\$ 17,963
Additions to estimated contingent consideration	—
Payments of contingent consideration	(5,717)
Non-cash changes in fair value of estimated contingent consideration	(12,080)
Balance at December 31, 2022	\$ 166
Additions to estimated contingent consideration	—
Payments of contingent consideration	(100)
Non-cash changes in fair value of estimated contingent consideration	22
Balance at December 31, 2023	\$ 88

Estimated contingent consideration is included in accounts payable and accrued expenses in the Consolidated Statements of Financial Condition. Payments of contingent consideration are included in earn-outs paid related to acquisitions completed on or after January 1, 2009 in financing activities in the Consolidated Statements of Cash Flows.

In determining fair value of the estimated contingent consideration, the acquired business' future performance is estimated using financial projections for the acquired business. These financial projections, as well as alternative scenarios of financial performance,

are measured against the performance targets specified in each respective acquisition agreement. In addition, discount rates are established based on the cost of debt and the cost of equity. The Company uses the Monte Carlo Simulation Model to determine the fair value of the Company's estimated contingent consideration.

The significant unobservable inputs used in the fair value measurement of the Company's estimated contingent consideration are the forecasted growth rates over the measurement period and discount rates. Significant increases or decreases in the Company's forecasted growth rates over the measurement period or discount rates would result in a higher or lower fair value measurement.

Inputs used in the fair value measurement of estimated contingent consideration at December 31, 2022 are summarized below:

<i>Monte Carlo Simulation Model</i>	December 31, 2022	Fair Value Hierarchy
Fair Value	\$ 166	Level 3
Forecasted growth rate	1.20%	
Discount rate	14.80%	

Please refer to Note 3. Acquisitions for more details on contingent consideration related to acquisition earnouts.

At December 31, 2023 and December 31, 2022, financial instruments that are not held at fair value are categorized in the table below:

	December 31, 2023		December 31, 2022		Fair Value Hierarchy
	Carrying Amount	Fair Value	Carrying Amount	Fair Value	
<i>Financial Assets:</i>					
Cash and cash equivalents	\$ 70,301	\$ 70,301	\$ 77,432	\$ 77,432	Level 1 (1)
Investments	\$ 219	\$ 219	\$ 146	\$ 146	N/A (2)
<i>Financial liabilities:</i>					
Borrowings under credit facility	\$ 2,700	\$ 2,700	\$ 6,300	\$ 6,300	Level 2 (3)

- (1) Includes \$1,487 and \$1,416 of cash equivalents at December 31, 2023 and 2022, respectively, that fall under Level 1 in the fair value hierarchy.
- (2) Investments consist of the Company's equity method investments in affiliated investment funds which have been established and managed by the Company and its affiliates. Fair value of investments is based on the net asset value of the affiliated investment funds which is a practical expedient for fair value, which is not included in the fair value hierarchy under GAAP.
- (3) The carrying value of borrowings under the revolving credit agreement and the contingent consideration related to acquisition earnouts approximate fair value, which is determined based on interest rates currently available to the Company for similar debt and the weighted average cost of capital of the Company.

5. RECEIVABLES, NET

The following is a summary of receivables as of December 31, 2023 and December 31, 2022:

	2023	2022
Management and advisory fees receivable	\$ 3,300	\$ 3,581
Unbilled receivables	6,483	5,983
Other receivables	191	2
Receivables	9,974	9,566
Allowance for doubtful receivables	(448)	(448)
Receivables, net	\$ 9,526	\$ 9,118

6. FURNITURE, EQUIPMENT AND LEASEHOLD IMPROVEMENTS, NET

The following is a summary of furniture, equipment and leasehold improvements, net as of December 31, 2023 and December 31, 2022:

	2023	2022
Leasehold improvements	\$ 9,439	\$ 7,859
Furniture and equipment	11,397	9,213
Artwork	619	505
Total cost	<u>21,455</u>	<u>17,577</u>
Accumulated depreciation and amortization	(14,033)	(12,556)
Furniture, equipment and leasehold improvements, net	<u><u>\$ 7,422</u></u>	<u><u>\$ 5,021</u></u>

Depreciation and amortization expense for the years ended December 31, 2023, 2022 and 2021 was \$1,476, \$1,191, and \$1,175, respectively.

During 2023, the Company wrote off leased assets with a cost of \$103 and accumulated depreciation of \$103. During 2022, the Company wrote off leased assets with a cost of \$194 and accumulated depreciation of \$143.

7. GOODWILL

The following is a summary of the changes to the carrying amount of goodwill as of December 31, 2023 and December 31, 2022:

	2023	2022
Beginning		
Gross balance	\$ 81,090	\$ 81,090
Accumulated impairment losses	(17,415)	(17,415)
Net balance	63,675	63,675
Ending		
Gross balance	81,090	81,090
Accumulated impairment losses	(17,415)	(17,415)
Net balance	<u><u>\$ 63,675</u></u>	<u><u>\$ 63,675</u></u>

8. INTANGIBLE ASSETS

The following is a summary of intangible assets as of December 31, 2023 and December 31, 2022:

	Customer Relationships	Other Intangible Assets	Total
Cost			
Balance, January 1, 2023	\$ 44,060	\$ 2,461	\$ 46,521
Balance, December 31, 2023	<u>44,060</u>	<u>2,461</u>	<u>46,521</u>
Useful lives	10-20 years	3-5 years	
Accumulated amortization			
Balance, January 1, 2023	(22,711)	(2,461)	(25,172)
Amortization expense	(2,416)	—	(2,416)
Balance, December 31, 2023	<u>(25,127)</u>	<u>(2,461)</u>	<u>(27,588)</u>
Net book value	<u><u>\$ 18,933</u></u>	<u><u>\$ —</u></u>	<u><u>\$ 18,933</u></u>
Cost			
Balance, January 1, 2022	\$ 44,060	\$ 2,461	\$ 46,521
Balance, December 31, 2022	<u>44,060</u>	<u>2,461</u>	<u>46,521</u>
Useful lives	10-20 years	3-5 years	
Accumulated amortization			
Balance, January 1, 2022	(20,136)	(2,461)	(22,597)
Amortization expense	(2,575)	—	(2,575)
Balance, December 31, 2022	<u>(22,711)</u>	<u>(2,461)</u>	<u>(25,172)</u>
Net book value	<u><u>\$ 21,349</u></u>	<u><u>\$ —</u></u>	<u><u>\$ 21,349</u></u>

Amortization expense related to intangible assets was \$2,416, \$2,575 and \$2,629 for the years ended December 31, 2023, 2022 and 2021, respectively.

Amortization related to the Company's finite life intangible assets is scheduled to be expensed over the next five years and thereafter as follows:

2024	\$	2,289
2025		2,193
2026		1,832
2027		1,828
2028		1,824
Thereafter		8,967
Total	\$	<u>18,933</u>

9. DEBT

Credit Facility

On June 24, 2013, the subsidiaries of Silvercrest L.P. entered into a \$15.0 million credit facility with City National Bank. The subsidiaries of Silvercrest L.P. are the borrowers under such facility and Silvercrest L.P. guarantees the obligations of its subsidiaries under the credit facility. The credit facility is secured by certain assets of Silvercrest L.P. and its subsidiaries. The credit facility consisted of a \$7.5 million delayed draw term loan that was scheduled to mature on June 24, 2025, and a \$7.5 million revolving credit facility that was scheduled to mature on June 21, 2019. On July 1, 2019, the credit facility was amended to increase the term loan by \$18.0 million to \$25.5 million, extend the draw date on the term loan facility to July 1, 2024, extend the maturity date of the term loan to July 1, 2026, and increase the revolving credit facility by \$2.5 million to \$10.0 million. On June 17, 2022, the revolving credit facility was further amended to extend the maturity date to June 18, 2023, and amended to replace LIBOR terms with its successor, the Secured Overnight Financing Rate ("SOFR"). The loan bears interest at either (a) the higher of the prime rate plus a margin of 0.25 percentage points and 2.5% or (b) the SOFR rate plus 2.80 percentage points, at the borrowers' option. Borrowings under the term loan on or prior to June 30, 2021 are payable in 20 equal quarterly installments. Borrowings under the term loan after June 30, 2021 will be payable in equal quarterly installments through the maturity date. On February 15, 2022, the credit facility was amended and restated to reflect changes to various definitions and related clauses with respect to the Company's subsidiaries. On June 15, 2023, the revolving credit facility was further amended to extend the maturity date to June 18, 2024. The loan bears interest at either (a) the higher of the prime rate plus a margin of 0.25 percentage points and 2.5% or (b) the SOFR rate plus 2.80 percentage points, at the borrowers' option. Borrowings under the term loan on or prior to June 30, 2021 are payable in 20 equal quarterly installments. Borrowings under the term loan after June 30, 2021 will be payable in equal quarterly installments through the maturity date. On February 15, 2022, the credit facility was amended and restated to reflect changes to various definitions and related clauses with respect to the Company's subsidiaries. The credit facility contains restrictions on, among other things, (i) incurrence of additional debt, (ii) creating liens on certain assets, (iii) making certain investments, (iv) consolidating, merging or otherwise disposing of substantially all of our assets, (v) the sale of certain assets, and (vi) entering into transactions with affiliates. In addition, the credit facility contains certain financial covenants including a test on discretionary assets under management, maximum debt to EBITDA and a fixed charge coverage ratio. The credit facility contains customary events of default, including the occurrence of a change in control which includes a person or group of persons acting together acquiring more than 30% of the total voting securities of Silvercrest. The Company was in compliance with the covenants under the credit facility as of December 31, 2023 and 2022.

As of December 31, 2023 and 2022, the Company did not have any outstanding borrowings under the revolving credit loan. As of December 31, 2023 and 2022, the Company had \$2,700 and \$6,300, respectively, outstanding under the term loan. Accrued but unpaid interest was \$19 and \$35 as of December 31, 2023 and 2022, respectively.

Interest expense, which also includes amortization of deferred financing fees, incurred on the revolving credit and term loans was \$369, \$382 and \$366 for the years ended December 31, 2023, 2022 and 2021.

10. COMMITMENTS AND CONTINGENCIES

Lease Commitments

The Company leases office space pursuant to operating leases that are subject to specific escalation clauses. Rent expense charged to operations for the years ended December 31, 2023, 2022 and 2021 amounted to \$6,568, \$6,429 and \$6,454, respectively. The Company received sub-lease income from subtenants during the years ended December 31, 2023, 2022 and 2021 of \$155, \$154, and \$154, respectively. Therefore, for the years ended December 31, 2023, 2022 and 2021, net rent expense amounted to \$6,413, \$6,275 and \$6,300, respectively, and is included in general and administrative expenses in the Consolidated Statement of Operations.

As security for performance under the leases, the Company is required to maintain letters of credit in favor of the landlord totaling \$506 as of December 31, 2023 and 2022. The letter of credit was collateralized by the Company's revolving credit facility with City National Bank in 2022 and 2021. Furthermore, the Company maintains an \$80 letter of credit in favor of its Boston landlord that is collateralized by the Company's revolving credit facility with City National Bank.

In March 2014, the Company entered into a lease agreement for additional office space in Richmond, VA. The lease commenced on May 1, 2014 and had an original expiration date of July 31, 2019. The lease is subject to escalation clauses and provides for a rent-free period of three months. Monthly rent expense was \$5. The Company paid a refundable security deposit of \$3. In September 2016, the Company entered into Lease Amendment Number One ("Amendment Number One") to expand its space and extend its lease. This expansion was to occur on or about October 1, 2017, and the lease was extended to November 30, 2024. This was further amended on January 16, 2018 ("Amendment Number Two") to update the expansion date to January 12, 2018 and to extend the term of the lease to November 30, 2028. The amended lease provides for a rent credit of \$40. Monthly rent expense under the amended lease is \$11.

In June 2015, the Company entered into a lease agreement for office space in Charlottesville, VA. The lease commenced on June 30, 2015 and expired, as amended, on June 30, 2019. On June 6, 2019, the Company extended this lease, with the new term beginning on July 1, 2019 and expiring on June 30, 2022. On April 4, 2022, the Company extended this lease again, with the new term beginning on July 1, 2022 and expiring on December 31, 2023. Monthly rent expense is \$3. The Company paid a refundable security deposit of \$2.

In connection with the acquisition of Jamison Eaton & Wood, Inc. (the "Jamison Acquisition"), the Company assumed lease agreements for office space in Bedminster and Princeton, NJ. The amended Bedminster lease commenced on April 1, 2022 and expires on July 31, 2027. Monthly rent expense on the Bedminster lease is \$11. The Bedminster lease is subject to escalation clauses and provides for a rent-free period of four months. The amended Princeton lease expired in August 2022.

In December 2015, the Company extended its lease related to its New York City office space. The amended lease commenced on October 1, 2017 and expires on September 30, 2028. The lease is subject to escalation clauses, and provides for a rent-free period of twelve months and for tenant improvements of up to \$2,080. Monthly rent expense under this extension is \$420.

In January 2018, the Company extended its lease related to its Boston, MA office space. The amended lease commenced on January 1, 2018 and expired on April 30, 2023. The lease provided for a rent-free period of one month. Monthly rent expense under this extension was \$33. In February 2023, the Company further extended this lease. This extension commenced on May 1, 2023 and expires on August 31, 2028. The agreement is subject to escalation clauses and provides for a rent-free period of four months and tenant improvements of \$195. Monthly rent expense under this extension is \$23.

With the Neosho Acquisition, the Company assumed a lease agreement for office space in La Jolla, CA. The lease expired on January 31, 2020. Monthly rent expense was \$3. On November 5, 2019, the Company entered into a lease agreement for office space in San Diego, CA. The lease commenced on February 1, 2020 and expires on June 30, 2025. The lease is subject to escalation clauses and provides for a rent-free period of four months and for tenant improvements of up to \$27. Monthly rent expense under this lease is \$12.

With the Cortina Acquisition, the Company assumed a lease agreement for office space in Milwaukee, WI. The lease was extended on June 17, 2020 and expired on December 31, 2022. Monthly rent expense was \$12. On December 5, 2022 this lease was amended to extend the termination date to June 30, 2023. Monthly rent was \$12.

On November 14, 2022, the Company entered into a lease agreement for office space in Milwaukee, WI. The lease commenced on June 1, 2023 and expires on May 31, 2034. The lease agreement provides for a reduced rent period of 24 months. Monthly rent expense under this lease is \$22.

The components of lease expense for the years ended December 31, 2023 and 2022 is as follows:

	Year ended December 31, 2023	Year Ended December 31, 2022
Operating Lease Cost	\$ 6,076	\$ 6,108
Financing Lease Cost:		
Amortization of ROU assets	121	116
Interest on lease liabilities	11	9
Total	132	125

Future minimum lease payments and rentals under lease agreements for office space which expire through 2034 are as follows:

	Minimum Lease Commitments	Non-cancellable Subleases	Minimum Net Rentals
2024	\$ 6,588	\$ (30)	\$ 6,558
2025	6,571	(120)	6,451
2026	6,562	(40)	6,522
2027	6,523	—	6,523
2028	4,913	—	4,913
Thereafter	1,692	—	1,692
	32,849	(190)	32,659
Weighted-average remaining lease term – operating leases (months)			61.6
Weighted-average discount rate			4.5%

As of December 31, 2023, the Company has finance leases for the following office equipment: (i) a five-year lease agreement for four copiers totaling \$94 with minimum monthly lease payments of \$2, which began on February 1, 2021 and continues through January 31, 2026, (ii) a three-year lease agreement for two copiers totaling \$52 with minimum monthly lease payments of \$1, which begin on July 1, 2021 and continues through June 30, 2024, (iii) a four-year lease for a copier totaling \$31 with minimum monthly payments of \$1, which began on May 1, 2022 and continues through April 30, 2026, (iv) a three-year lease for a copier totaling \$30 with minimum monthly lease payments of \$1, which began on September 1, 2022 and continues through August 31, 2025, (v) a 39-month lease for a copier totaling \$11 with minimum monthly lease payments of \$0.3, which began on September 1, 2022 and continues through August 31, 2025, (vi) a five-year lease for office equipment totaling \$210 with minimum monthly payments of \$4, which begins on October 1, 2022 and continues through September 30, 2027, (vii) a two-year lease for office equipment totaling \$9, with minimum monthly payments of \$0.4, which began on October 1, 2023 and continues through September 30, 2026, (viii) a three-year lease for office equipment totaling \$28, with minimum monthly payments of \$1, which began on October 1, 2023 and continues through September 30, 2026 and (ix) a three-year lease for office equipment totaling \$87, with minimum monthly payments of \$2, which began on October 1, 2023 and continues through September 30, 2026. The aggregate principal balance of finance leases was \$336 and \$344 as of December 31, 2023 and 2022, respectively.

The assets relating to finance leases that are included in equipment as of December 31, 2023 and 2022 are as follows:

	December 31, 2023	December 31, 2022
Finance lease assets included in furniture and equipment	\$ 509	\$ 503
Less: Accumulated depreciation and amortization	(179)	(161)
	\$ 330	\$ 342

Depreciation expense relating to finance lease assets was \$121, \$116 and \$119 for the years ended December 31, 2023, 2022 and 2021, respectively.

During 2023, the Company wrote off leased assets with a cost of \$103 and accumulated depreciation of \$103. During 2022, the Company wrote off leased assets with a cost of \$194 and accumulated depreciation of \$143.

Future minimum lease payments under finance leases are as follows:

	Future Minimum Lease Commitments
2024	120
2025	113
2026	72
2027	31
2028	—
Thereafter	—
Total	\$ 336
Weighted-average remaining lease term – finance leases (months)	35.9
Weighted-average discount rate	4.6%

11. EQUITY

SLP historically made, and will continue to make, distributions of its net income to the holders of its partnership units for income tax purposes as required under the terms of its Second Amended and Restated Limited Partnership Agreement and also made, and will continue to make, additional distributions of net income under the terms of its Second Amended and Restated Limited Partnership Agreement. Partnership distributions totaled \$7,818, \$7,912 and \$6,680 for the years ended December 31, 2023, 2022 and 2021, respectively. Distributions are included in non-controlling interests in the Consolidated Statements of Financial Condition.

Pursuant to SLP's Second Amended and Restated Limited Partnership Agreement, as amended and restated, partner incentive allocations are treated as distributions of net income. The remaining net income or loss after partner incentive allocations was generally allocated to the partners based on their pro rata ownership. Net income allocation is subject to the recovery of the allocated losses of prior periods. Distributions of partner incentive allocations of net income for the years ended December 31, 2023, 2022 and 2021 amounted to \$32,262, \$34,429 and \$27,819, respectively. The distributions are included in non-controlling interests in the Consolidated Statements of Financial Condition and Consolidated Statement of Changes in Equity for the years ended December 31, 2023, 2022 and 2021. The Company treats SLP's partner incentive allocations as compensation expense and accrues such amounts when earned. During the years ended December 31, 2023, 2022 and 2021, SLP accrued partner incentive allocations of \$31,289, \$32,262 and \$34,781, respectively.

Silvercrest—Equity

Silvercrest has the following authorized and outstanding equity:

	Shares at December 31, 2023			Economic Rights
	Authorized	Outstanding	Voting Rights	
Common shares				
Class A, par value \$0.01 per share	50,000,000	9,478,997	1 vote per share (1), (2)	All (1), (2)
Class B, par value \$0.01 per share	25,000,000	4,431,105	1 vote per share (3), (4)	None (3), (4)
Preferred shares				
Preferred stock, par value \$0.01 per share	10,000,000	—	See footnote (5) below	See footnote (5) below

- (1) Each share of Class A common stock is entitled to one vote per share. Class A common stockholders have 100% of the rights of all classes of Silvercrest's capital stock to receive dividends.
- (2) During 2023 and 2022, Silvercrest granted 11,822 and 10,270 restricted stock units, respectively, which will vest and settle in the form of Class A shares of Silvercrest, of which 35,554 remain unvested as of December 31, 2023.
- (3) Each share of Class B common stock is entitled to one vote per share.
- (4) Each Class B unit of SLP held by a principal is exchangeable for one share of the Company's Class A common stock. The principals collectively hold 4,431,105 Class B units, which represents the right to receive their proportionate share of the distributions made by SLP and 240,998 restricted stock units which will vest and settle in the form of Class B units of SLP. The 240,998 restricted stock units which have been issued to our principals entitle the holders thereof to participate in distributions from SLP as if the underlying Class B units are outstanding and thus are taken into account to determine the economic interest of each holder of units in SLP. However, because the Class B units underlying the deferred equity units have not been issued and are not deemed outstanding, the holders of deferred equity units have no voting rights with respect to those Class B units. Silvercrest will not issue shares of Class B common stock in respect of deferred equity units of SLP until such time that the underlying Class B units are issued.

- (5) Silvercrest's board of directors has the authority to issue preferred stock in one or more classes or series and to fix the rights, preferences, privileges and related restrictions, including dividend rights, dividend rates, conversion rights, voting rights, terms of redemption, redemption prices, liquidation preferences and the number of shares constituting any class or series, or the designation of the class or series, without the approval of its stockholders.

Silvercrest is dependent on cash generated by SLP to fund any dividends. Generally, SLP will distribute its profits to all of its partners, including Silvercrest, based on the proportionate ownership each holds in SLP. Silvercrest will fund dividends to its stockholders from its proportionate share of those distributions after provision for income taxes and other obligations.

During the year ended December 31, 2023, Silvercrest issued the following shares:

Class A Common Stock

	<u>Transaction Date</u>	<u># of Shares</u>
Class A common stock outstanding - January 1, 2023		9,559,587
Issuance of Class A common stock upon vesting of restricted stock units	March 2023	8,242
Issuance of Class A common stock upon conversion of Class B units to Class A common stock	March 2023	1,555
Purchase of Class A common stock of Silvercrest Asset Management Group Inc.	March 2023	(95,729)
Issuance of Class A common stock upon conversion of Class B units to Class A common stock	May 2023	44,669
Purchase of Class A common stock of Silvercrest Asset Management Group Inc.	May 2023	(60,028)
Issuance of Class A common stock upon conversion of Class B units to Class A common stock	June 2023	21,243
Purchase of Class A common stock Silvercrest Asset Management Group Inc.	June 2023	(106,096)
Issuance of Class A common stock upon conversion of Class B units to Class A common stock	August 2023	6,636
Purchase of Class A common stock Silvercrest Asset Management Group Inc.	August 2023	(37,820)
Issuance of Class A common stock upon conversion of Class B units to Class A common stock	November 2023	45,681
Issuance of Class A common stock upon conversion of Class B units to Class A common stock	December 2023	91,057
Class A common shares outstanding - December 31, 2023		<u>9,478,997</u>

Class B Common Stock

	<u>Transaction Date</u>	<u># of Shares</u>
Class B common stock outstanding - January 1, 2023		4,545,380
Cancellation of Class B common stock upon conversion of Class B units to Class A common stock	March 2023	(1,555)
Issuance of Class B common stock upon vesting of restricted stock units	May 2023	50,081
Cancellation of Class B common stock upon conversion of Class B units to Class A common stock	May 2023	(44,669)
Issuance of Class B common stock in connection with the Neosho Acquisition	May 2023	1,376
Cancellation of Class B common stock upon conversion of Class B units to Class A common stock	June 2023	(21,243)
Cancellation of Class B common stock upon conversion of Class B units to Class A common stock	August 2023	(6,636)
Issuance of Class B common stock upon exercise of non-qualified options	September 2023	22,070
Issuance of Class B common stock upon vesting of restricted stock units	November 2023	23,039
Cancellation of Class B common stock upon conversion of Class B units to Class A common stock	November 2023	(45,681)
Cancellation of Class B common stock upon conversion of Class B units to Class A common stock	December 2023	(91,057)
Class B common shares outstanding - December 31, 2023		<u>4,431,105</u>

In March 2023, the Company issued 8,242 shares of Class A common stock upon the vesting of restricted stock units.

In March 2023, the Company redeemed 1,555 shares of Class B common stock from certain existing partners, in connection with the exchange of 1,555 Class B units to Class A common stock pursuant to the Resale and Registration Rights Agreement.

In May 2023, the Company issued 50,081 shares of Class B common stock upon the vesting of restricted stock units.

In May 2023, the Company redeemed 44,669 shares of Class B common stock from certain existing partners, in connection with the exchange of 44,669 Class B units to Class A common stock pursuant to the Resale and Registration Rights Agreement.

In May 2023, in connection with the Neosho Acquisition, the Company issued 1,376 shares of Class B common stock.

In June 2023, the Company redeemed 21,243 shares of Class B common stock from certain existing partners, in connection with the exchange of 21,243 Class B units to Class A common stock pursuant to the Resale and Registration Rights Agreement.

In August 2023, the Company redeemed 6,636 shares of Class B common stock from certain existing partners, in connection with the exchange of 6,636 Class B units to Class A common stock pursuant to the Resale and Registration Rights Agreement.

In September 2023, the Company issued 22,070 shares of Class B common stock upon the exercise of non-qualified options.

In November 2023, the Company redeemed 45,681 shares of Class B common stock from certain existing partners, in connection with the exchange of 45,681 Class B units to Class A common stock pursuant to the Resale and Registration Rights Agreement.

In December 2023, the Company redeemed 91,057 shares of Class B common stock from certain existing partners, in connection with the exchange of 91,057 Class B units to Class A common stock pursuant to the Resale and Registration Rights Agreement.

On July 29, 2021, the Company announced that its Board of Directors had approved a share repurchase program authorizing the Company to repurchase up to \$15,000 of the Company's outstanding Class A common stock (the "Repurchase Program"). Repurchases under the Repurchase Program may be made using either cash on hand, borrowings under the Company's existing credit facilities or other sources, or (a) one or more 10b5-1 share trading plans, to be established with one or more banks or brokers (the "Trading Plans"), (b) pursuant to accelerated share repurchase programs with one or more investment banks or other financial intermediaries (the "ASR Programs"), or (c) through repurchases to be made outside of the Trading Plans or ASR Programs but in compliance with all applicable requirements under the Securities Exchange Act of 1934, as amended (the "Exchange Act"), including the safe harbor provided by Exchange Act Rule 10b-18, and consummated during an open trading window under the Company's insider trading policy. The program may be amended, suspended, or discontinued at any time and does not commit the Company to repurchase any shares of Common Stock.

As of December 31, 2023 and 2022, the Company had purchased 808,455 and 508,782 shares, respectively, of Class A common stock for an aggregate price of approximately \$15,057 and \$9,295, respectively.

Treasury stock is accounted for under the cost method and is included as a deduction from equity in the Company's Equity section of the Consolidated Statement of Financial Condition. Upon any subsequent retirement or resale, the treasury stock account is reduced by the cost of such stock.

The total number of shares of Class B common stock outstanding and held by employee-principals equals the number of Class B units those individuals hold in SLP. Shares of Silvercrest's Class B common stock are issuable only in connection with the issuance of Class B units of SLP. When a vested or unvested Class B unit is issued by SLP, Silvercrest will issue to the holder one share of its Class B common stock in exchange for the payment of its par value, subject to the holder's agreement to be bound by the terms of a stockholders' agreement amongst the Class B stockholders of the Company. Each share of Silvercrest's Class B common stock will be redeemed for its par value and cancelled by Silvercrest if the holder of the corresponding Class B unit exchanges or forfeits its Class B unit pursuant to the terms of the Second Amended and Restated Limited Partnership Agreement of SLP, the terms of the 2012 Equity Incentive Plan of Silvercrest, or otherwise.

12. NOTES RECEIVABLE FROM PARTNERS

Partner contributions to SLP are made in cash, in the form of five or six year interest-bearing promissory notes and/or in the form of nine year interest-bearing limited recourse promissory notes. Certain notes receivable are payable in annual installments and are collateralized by SLP's units that are purchased with the note. Notes receivable from partners are reflected as a reduction of non-controlling interests in the Consolidated Statements of Financial Condition.

Notes receivable from partners are as follows:

	December 31, 2023	December 31, 2022
Beginning balance	\$ 437	\$ 606
New notes issued to partners	—	—
Repayment of notes	(95)	(172)
Interest accrued and capitalized on notes receivable	2	3
Ending balance	<u>\$ 344</u>	<u>\$ 437</u>

Full recourse notes receivable from partners as of December 31, 2023 and 2022 are \$344 and \$437, respectively. There were no limited recourse notes receivable from partners as of December 31, 2023 and 2022. There is no allowance for credit losses on notes receivable from partners as of December 31, 2023 and 2022.

13. RELATED PARTY TRANSACTIONS

During 2023 and 2022, the Company provided services to the following, which operate as feeder funds investing through master-feeder or mini-master feeder structures:

- the domesticated Silvercrest Hedged Equity Fund, L.P. (formed in 2011 and formerly Silvercrest Hedged Equity Fund),
- Silvercrest Hedged Equity Fund (International), Ltd. (which invests through Silvercrest Hedged Equity Fund, L.P.),
- the domesticated Silvercrest Emerging Markets Fund, L.P. (formed in 2011 and formerly Silvercrest Emerging Markets Fund) (currently in liquidation),
- Silvercrest Market Neutral Fund (currently in liquidation),
- Silvercrest Market Neutral Fund (International) (currently in liquidation),
- Silvercrest Municipal Advantage Master Fund LLC,
- Silvercrest Municipal Advantage Portfolio A LLC,
- Silvercrest Municipal Advantage Portfolio P LLC,
- Silvercrest Municipal Advantage Portfolio S LLC (formed in 2015),
- the Silvercrest Jefferson Fund, L.P. (formed in 2014), and
- the Silvercrest Jefferson Fund, Ltd. (the Company took over as investment manager in 2014, formerly known as the Jefferson Global Growth Fund, Ltd.), which invests in Silvercrest Jefferson Master Fund, L.P. (formed in 2014).

The Company also provides services to the following, which operate and invest separately as stand-alone funds:

- the Silvercrest Global Opportunities Fund, L.P. (currently in liquidation),
- Silvercrest Global Opportunities Fund (International), Ltd. (currently in liquidation),
- Silvercrest Municipal Special Situations Fund LLC (merged into Silvercrest Municipal Advantage Portfolio S LLC in 2015),
- Silvercrest Municipal Special Situations Fund II LLC (merged into Silvercrest Municipal Advantage Portfolio S LLC in 2015),
- Silvercrest International Fund, L.P. (previously known as Silvercrest Global Fund, L.P.),
- Silvercrest Special Situations Fund, L.P., and
- Silvercrest Commodity Strategies Fund, L.P. (liquidated as of December 31, 2017).

Pursuant to agreements with the above entities, the Company provides investment advisory services and receives an annual management fee of 0% to 1.75% of assets under management and a performance fee or allocation of 0% to 10% of the above entities' net appreciation over a high-water mark.

For the years ended December 31, 2023, 2022 and 2021 the Company earned management fee income from the funds listed above, which is included in “Management and advisory fees” in the Consolidated Statement of Operations, of \$4,068, \$4,413, and \$4,711, respectively, and performance fees and allocations of \$0, \$0, and \$1,407, respectively, which is included in equity income from investments in the Consolidated Statements of Operations. As of December 31, 2023 and 2022, the Company was owed \$558 and \$577, respectively, from its various funds, which is included in the Due from Silvercrest Funds on the Consolidated Statements of Financial Condition.

For the years ended December 31, 2023, 2022 and 2021, the Company earned advisory fees of \$1,652, \$1,689 and \$1,706, respectively, from assets managed on behalf of certain of its employees. As of December 31, 2023 and 2022, the Company is owed approximately \$387 and \$102, respectively, from certain of its employees, which is included in receivables, net on the Consolidated Statements of Financial Condition.

14. INCOME TAXES

Income before tax expense for 2023 was \$19,493. Of this amount \$19,921 is from domestic sources and (\$428) is from foreign sources. Income before tax expense for 2022 was \$38,399. Of this amount \$38,789 is from domestic sources and (\$390) is from foreign sources. Prior to 2022 there were no amounts that were from foreign sources and all amounts in years prior to 2022 were from domestic sources.

	Year Ended December 31,		
	2023	2022	2021
Current Provision:			
Federal	\$ 823	\$ 1,997	\$ 3,417
State and local	1,301	1,642	2,605
Foreign	—	—	—
Total Current Provision	2,124	3,639	6,022
Deferred Provision:			
Federal	1,671	2,653	611
State and local	515	1,314	290
Foreign	—	—	—
Total Deferred Provision	2,186	3,967	901
Total Provision for Income Taxes	\$ 4,310	\$ 7,606	\$ 6,923

Deferred taxes reflect the net tax effects of temporary differences between the carrying amounts of assets and liabilities for financial reporting purposes and their bases for income tax purposes.

As of December 31, 2023 and 2022, the Company had a net deferred tax asset of \$4,777 and \$6,634, respectively.

A summary of deferred tax assets and liabilities as follows:

	As of December 31,	
	2023	2022
Deferred tax assets		
Intangible assets	\$ 9,945	\$ 10,933
Deferred leases	331	440
Net operating losses, foreign subsidiary	141	68
Total deferred tax assets	\$ 10,417	\$ 11,441
Deferred tax liabilities		
Intangible assets	\$ 289	\$ 317
Right of use assets	247	352
Investment on underlying SLP partnership	4,910	4,018
Other	53	52
Total deferred tax liabilities	5,499	4,739
Net deferred tax assets (liabilities)	4,918	6,702
Less: Valuation allowance	(141)	(68)
Net deferred tax assets (liabilities)	\$ 4,777	\$ 6,634

The following table reconciles the provision for income taxes to the U.S. Federal statutory tax rate:

	Year Ended December 31,		
	2023	2022	2021
Statutory U.S. federal income tax rate	21.00%	21.00%	21.00%
Income passed through to Partners	(7.07)%	(6.84)%	(7.05)%
State and local income taxes	7.74%	6.30%	7.56%
Permanent items	0.21%	(0.77)%	(0.03)%
Foreign rate differential	0.09%	(0.18)%	—
Other	(0.22)%	0.12%	0.24%
Change in valuation allowance	0.37%	0.18%	—
Effective income tax rate	22.12%	19.81%	21.72%

During 2023, the Company recorded a deferred tax asset associated with net operating losses of its foreign subsidiary. Realization of the deferred tax asset is contingent on the foreign subsidiary generating future taxable income. Given the foreign subsidiary has recently initiated operations and does not yet have a history of sales, the Company has concluded that the deferred tax asset does not currently meet the more-likely-than-not threshold for realizability. Accordingly, a full valuation allowance has been recorded with respect to the net operating losses of the Company's foreign subsidiary in the amount of \$141 and \$68 at December 31, 2023 and 2022, respectively. There were no valuation allowances at December 31, 2021.

Of the total net deferred taxes at December 31, 2023 and 2022, \$85 and \$93, respectively, of the net deferred tax liabilities relate to non-controlling interests. These amounts are included in deferred tax and other liabilities on the Consolidated Statement of Financial Position, respectively.

In the normal course of business, the Company is subject to examination by federal, state, and local tax regulators. As of December 31, 2023, the Company's U.S. federal income tax returns for the years 2020 through 2023 are open under the normal three-year statute of limitations and therefore subject to examination.

The guidance for accounting for uncertainty in income taxes prescribes a recognition threshold and a measurement attribute for the financial statement recognition and measurement of tax positions taken or expected to be taken in a tax return. For those benefits to be recognized, a tax position must be more likely than not to be sustained upon examination by taxing authorities. The amount recognized is measured as the largest amount of benefit that is greater than 50% likely of being realized upon ultimate settlement. The Company does not believe that it has any tax positions for which it is reasonably possible that the total amounts of unrecognized tax benefits will significantly increase or decrease within the next twelve months. Furthermore, the Company does not have any material uncertain tax positions at December 31, 2023 and 2022.

15. REDEEMABLE PARTNERSHIP UNITS

If a principal of SLP is terminated for cause, SLP would have the right to redeem all of the vested Class B units collectively held by the principal and his or her permitted transferees for a purchase price equal to the lesser of (i) the aggregate capital account balance in SLP of the principal and his or her permitted transferees and (ii) the purchase price paid by the terminated principal to first acquire the Class B units.

16. EQUITY-BASED COMPENSATION

Restricted Stock Units and Stock Options

On November 2, 2012, the Company's board of directors adopted the 2012 Equity Incentive Plan.

A total of 1,687,500 shares were originally reserved and available for issuance under the 2012 Equity Incentive Plan. On June 8, 2022, the 2012 Equity Incentive Plan was amended to increase the number of shares issuable under the plan by 1,050,000, to a total of 2,737,500. As of December 31, 2023 and 2022, 1,110,578 and 1,140,265 shares, respectively, were available for grant. The equity interests may be issued in the form of shares of the Company's Class A common stock and/or Class B units of SLP. (All references to units or interests of SLP refer to Class B units of SLP and accompanying shares of Class B common stock of Silvercrest.)

The purposes of the 2012 Equity Incentive Plan are to (i) align the long-term financial interests of our employees, directors, consultants and advisers with those of our stockholders; (ii) attract and retain those individuals by providing compensation opportunities that are consistent with our compensation philosophy; and (iii) provide incentives to those individuals who contribute significantly to our long-term performance and growth. To accomplish these purposes, the 2012 Equity Incentive Plan provides for the grant of units of SLP. The 2012 Equity Incentive Plan also provides for the grant of stock options, stock appreciation rights, or SARs, restricted stock awards, restricted stock units, performance-based stock awards and other stock-based awards (collectively, stock awards) based on our Class A common stock. Awards may be granted to employees, including officers, members, limited partners or partners who are engaged in the business of one or more of our subsidiaries, as well as non-employee directors and consultants.

The Compensation Committee may impose vesting conditions and awards may be forfeited if the vesting conditions are not met. During the period that any vesting restrictions apply, unless otherwise determined by the Compensation Committee, the recipient of awards that vest in the form of units of SLP will be eligible to participate in distributions of income from SLP. In addition, before the vesting conditions have been satisfied, the transferability of such units is generally prohibited and such units will not be eligible to be exchanged for cash or shares of our Class A common stock.

In May 2016, the Company granted 3,791 RSUs under the 2012 Equity Incentive Plan at a fair value of \$13.19 per share to existing Class B unit holders. These RSUs will vest and settle in the form of Class B units of SLP. Twenty-five percent of the RSUs granted vest and settle on each of the first, second, third and fourth anniversaries of the grant date.

In May 2016, the Company granted 3,000 RSUs under the 2012 Equity Incentive Plan at a fair value of \$13.19 per share to certain members of the Board of Directors. These RSUs will vest and settle in the form of Class A shares of Silvercrest. One hundred percent of the RSUs granted vest and settle on the first anniversary of the grant date.

In May 2016, the Company granted 7,582 RSUs under the 2012 Equity Incentive Plan at a fair value of \$13.19 per share to an employee. These RSUs will vest and settle in the form of Class A shares of Silvercrest. Twenty-five percent of the RSUs granted vest and settle on each of the first, second, third and fourth anniversaries of the grant date.

In October 2018, the Company granted 105,398 non-qualified stock options ("NQOs") under the 2012 Equity Incentive Plan to an existing Class B unit holder. The fair value of the NQOs have been derived using the Black-Scholes method with the following assumptions: Strike price of \$13.97, Risk Free rate of 2.94% (5-year treasury rate), expiration of 5 years and volatility of 32.7%. Additionally, the calculation of the compensation expense assumes a forfeiture rate of 1.0%, based on historical experience. These NQOs will vest and settle in the form of Class B units of SLP. These NQOs were exercised in September 2023, resulting in the issuance of 22,070 Class B shares and 83,328 units being returned to the 2012 Equity Incentive Plan.

In May 2019, the Company granted 60,742 non-qualified stock options ("NQOs") under the 2012 Equity Incentive Plan to an existing Class B unit holder. The fair value of the NQOs has been derived using the Black-Scholes method with the following assumptions: Strike price of \$14.54, Risk Free rate of 2.32% (5-year treasury rate), expiration of 5 years and volatility of 34.2%. Additionally, the calculation of the compensation expense assumes a forfeiture rate of 1.0%, based on historical experience. These NQOs will vest and become exercisable into of Class B units of SLP. One third of the NQOs will vest and become exercisable on each of the first, second and third anniversaries of the grant date.

In May 2019, the Company granted 34,388 RSUs under the 2012 Equity Incentive Plan at a fair value of \$14.54 per share to an existing Class B unit holder. These RSUs will vest and settle in the form of Class B shares of SLP. Twenty-five percent of the RSUs granted vested and settled on each of the first, second, third and fourth anniversaries of the grant date.

In March 2020, the Company granted 8,242 RSUs under the 2012 Equity Incentive Plan at a fair value of \$11.83 per share to a Board member. These RSUs will vest and settle in the form of Class A shares of Silvercrest. All of the RSUs granted vested on the third anniversary of the grant date.

In May 2020, the Company granted 86,764 NQOs under the 2012 Equity Incentive Plan to an existing Class B unit holder. The fair value of the NQOs has been derived using the Black-Scholes method with the following assumptions: Strike price of \$10.18, Risk Free rate of 0.64% (10-year treasury rate), expiration of 10 years and volatility of 48.0%. Additionally, the calculation of the compensation expense assumes a forfeiture rate of 1.0%, based on historical experience. These NQOs will vest and become exercisable into of Class B units of SLP. One-third of the NQOs will vest and become exercisable on each of the first, second and third anniversaries of the grant date.

In May 2020, the Company granted 49,116 RSUs under the 2012 Equity Incentive Plan at a fair value of \$10.11 per share to an existing Class B unit holder. These RSUs will vest and settle in the form of Class B shares of SLP. Twenty-five percent of the RSUs granted vest and settle on each of the first, second, third and fourth anniversaries of the grant date.

In January 2021, the Company granted 21,598 RSUs under the 2012 Equity Incentive Plan at a fair value of \$13.89 per share to existing Class B unit holders. These RSUs vested and settled immediately in the form of Class B shares of SLP.

In May 2021, the Company granted 116,823 RSUs under the 2012 Equity Incentive Plan at a fair value of \$13.91 per share to existing Class B unit holders. These RSUs will vest and settle in the form of Class B shares of SLP. Twenty-five percent of the RSUs granted vest and settle on each of the first, second, third and fourth anniversaries of the grant date.

In May 2021, the Company granted 856 RSUs under the 2012 Equity Incentive Plan at a fair value of \$14.61 per share to an existing Class A unit holder. These RSUs vested and settled immediately in the form of Class A shares of SLP.

In May 2021, the Company granted 11,635 RSUs under the 2012 Equity Incentive Plan at a fair value of \$14.61 per share to existing Class A unit holders. These RSUs will vest and settle in the form of Class A shares of SLP. The RSUs will vest and settle on the third anniversary of the grant date..

In August 2021, the Company granted 1,827 RSUs under the 2012 Equity Incentive Plan at a fair value of \$15.96 per share to an existing Class A unit holder. These RSUs will vest and settle in the form of Class A shares of SLP. The RSUs will vest and settle on the third anniversary of the grant date.

In May 2022, the Company granted 10,270 RSUs under the 2012 Equity Incentive Plan at a fair value of \$21.42 per share to existing Class A unit holders. These RSUs will vest and settle in the form of Class A shares of SLP. The RSUs will vest and settle on the third anniversary of the grant date.

In November 2022, the Company granted 92,154 RSUs under the 2012 Equity Incentive Plan at a fair value of \$18.99 per share to existing Class B unit holders. These RSUs will vest and settle in the form of Class B shares of SLP. Twenty-five percent of the RSUs granted vest and settle on each of the first, second, third and fourth anniversaries of the grant date.

In April 2023, the Company granted 101,192 RSUs under the 2012 Equity Incentive Plan at a fair value of \$18.18 per share to existing Class B unit holders. These RSUs will vest and settle in the form of Class B shares of SLP. Twenty-five percent of the RSUs granted vest and settle on each of the first, second, third and fourth anniversaries of the grant date.

In May 2023, the Company granted 11,822 RSUs under the 2012 Equity Incentive Plan at a fair value of \$18.61 per share to existing Class A unit holders. These RSUs will vest and settle in the form of Class A shares of SLP. The RSUs will vest and settle on the third anniversary of the grant date.

A summary of the NQO grants by the Company as of December 31, 2023 and 2022 is presented below:

	Non-Qualified Options Granted	
	Units	Fair Value per unit
Total granted at December 31, 2022	252,904	\$10.18 – 14.54
Exercised in September 2023	(22,070)	\$13.97
Forfeited in September 2023	(83,328)	\$13.97
Total granted at December 31, 2023	147,506	\$10.18 – 14.54

A summary of the RSU grants by the Company as of December 31, 2023 and 2022 is presented below:

	Restricted Stock Units Granted	
	Units	Fair Value per unit
Total granted at January 1, 2022	192,559	\$10.18 – 15.96
Granted in May 2022	10,270	21.42
Vested in May 2022	(50,082)	(10.18 – 14.54)
Granted in November 2022	92,154	18.99
Total granted at December 31, 2022	244,901	\$10.18 – 21.42
Vested in March 2023	(8,242)	(11.83)
Granted in April 2023	101,192	18.18
Granted in May 2023	11,822	18.61
Vested in May 2023	(50,085)	(10.18 – 14.54)
Vested in November 2023	(23,039)	(18.99)
Total granted at December 31, 2023	276,549	\$10.18 – 21.42

For the years ended December 31, 2023 and 2022, the Company recorded compensation expense related to such RSUs and NQOs of \$1,626 and \$1,149, respectively, as part of total compensation expense in the Consolidated Statements of Operations for the years then ended. As of December 31, 2023 and 2022, there was \$3,288 and \$2,860, respectively, of unrecognized compensation expense related to unvested awards. As of December 31, 2023 and 2022, the unrecognized compensation expense related to unvested awards is expected to be recognized over a period of 1.55 and 0.92 years, respectively.

17. DEFINED CONTRIBUTION AND DEFERRED COMPENSATION PLANS

SAMG LLC has a defined contribution 401(k) savings plan (the “Plan”) for all eligible employees who meet the minimum age and service requirements as defined in the Plan. The Plan is designed to be a qualified plan under sections 401(a) and 401(k) of the Internal Revenue Code. For employees who qualify under the terms of the Plan, on an annual basis Silvercrest matches dollar for dollar an employee’s contributions up to the first 4% of compensation. For the years ended December 31, 2023, 2022 and 2021, Silvercrest made matching contributions of \$84, \$97 and \$106, respectively, for the benefit of employees.

18. SOFT DOLLAR ARRANGEMENTS

The Company obtains research and other services through “soft dollar” arrangements. The Company receives credits from broker-dealers whereby technology-based research, market quotation and/or market survey services are effectively paid for in whole or in part by “soft dollar” brokerage arrangements. Section 28(e) of the Securities Exchange Act of 1934, as amended, provides a “safe harbor” to an investment adviser against claims that it breached its fiduciary duty under state or federal law (including ERISA) solely because the adviser caused its clients’ accounts to pay more than the lowest available commission for executing a securities trade in return for brokerage and research services. To rely on the safe harbor offered by Section 28(e), (i) the Company must make a good-faith determination that the amount of commissions is reasonable in relation to the value of the brokerage and research services being received and (ii) the brokerage and research services must provide lawful and appropriate assistance to the Company in carrying out its investment decision-making responsibilities. If the use of soft dollars is limited or prohibited in the future by regulation, the Company may have to bear the costs of such research and other services. For the years ended December 31, 2023, 2022 and 2021, the Company utilized “soft dollar” credits of \$918, \$843 and \$697, respectively.

19. SELECTED QUARTERLY FINANCIAL DATA (UNAUDITED)

The following is a summary of the quarterly results of operations of the Company for the years ended December 31, 2023 and 2022.

	2023			
	First Quarter	Second Quarter	Third Quarter	Fourth Quarter
Revenue	\$ 29,430	\$ 29,734	\$ 29,704	\$ 28,542
Income (loss) before other income (expense), net	\$ 6,751	\$ 6,518	\$ 6,519	\$ (969)
Net income (loss)	\$ 5,310	\$ 5,135	\$ 5,380	\$ (642)
Net income (loss) attributable to Silvercrest	\$ 3,204	\$ 3,085	\$ 3,216	\$ (411)
Net income (loss) per share/unit - basic	\$ 0.34	\$ 0.33	\$ 0.34	\$ (0.05)
Net income (loss) per share/unit - diluted	\$ 0.33	\$ 0.33	\$ 0.34	\$ (0.04)
Weighted average shares/units outstanding - basic	9,548,766	9,456,347	9,354,747	9,368,579
Weighted average shares/units outstanding - diluted	9,577,901	9,480,079	9,378,479	9,368,579

	2022			
	First Quarter	Second Quarter	Third Quarter	Fourth Quarter
Revenue	\$ 33,510	\$ 32,173	\$ 29,042	\$ 28,492
Income before other income (expense), net	\$ 15,439	\$ 11,900	\$ 7,102	\$ 4,121
Net income	\$ 12,396	\$ 9,473	\$ 5,643	\$ 3,281
Net income attributable to Silvercrest	\$ 7,568	\$ 5,770	\$ 3,433	\$ 2,057
Net income per share/unit - basic	\$ 0.77	\$ 0.58	\$ 0.35	\$ 0.22
Net income per share/unit – diluted	\$ 0.77	\$ 0.58	\$ 0.35	\$ 0.22
Weighted average shares/units outstanding - basic	9,869,444	9,887,018	9,815,157	9,603,073
Weighted average shares/units outstanding - diluted	9,891,148	9,913,437	9,847,131	9,635,047

Policies and Procedures Regarding Inside and Proprietary Information

January 2024

As a Registered Investment Advisor, Silvercrest and its affiliates and the Associated Persons who work there have access to a variety of Firm assets, and to proprietary information of the Firm and third parties. Firm assets are not limited to funds and tangible property, but also include software and other technology, information, patents, know-how and anything else of potential value to the Firm. The Firm's funds, property and other assets are to be used solely in the legitimate pursuit of the Firm business, consistent with the Firm's policies and procedures. At times, Associated Persons may possess Material, Nonpublic information ("MNPI"). That information may constitute "inside" information for purposes of federal securities laws. Other MNPI is "proprietary" to Silvercrest. MNPI and proprietary information should be kept confidential by Associated Persons and used solely for the valid business purposes of Silvercrest and its clients.

The policies and procedures contained in this Compliance Memorandum are designed to (1) set forth the Firm's guidelines for the use of Firm Assets; (2) provide for the proper handling of MNPI and proprietary information; (3) prevent violations of laws and regulations prohibiting the misuse of MNPI or proprietary information; and (4) avoid situations that might create an appearance that MNPI or proprietary information has been misused.

All capitalized terms used herein shall have the meaning set forth in the Firm's Code of Conduct and Ethics, unless otherwise defined herein.

1. Silvercrest Assets

The Firm prohibits use of its assets by Associated Persons for personal, improper or unethical purposes and requires Associated Persons to accurately account for use of the Firm's assets.

Personal Use of Firm Funds or Property: Personal use of Firm assets is prohibited. No Associated Person shall appropriate or permit any other Associated Person to appropriate Firm funds or property for personal use. Misappropriation of Firm assets is theft and may subject an employee to civil, criminal and regulatory penalties as well as possible termination of employment.

Improper Expenditures: Firm assets must be used solely for the purpose stated in the documents requesting the disbursement or payment of Firm assets. No payment or disbursement will be approved if any part of the Firm's assets is to be used for an undisclosed purpose.

Payments to Others: The Firm prohibits use of its assets to attempt to purchase privileges, obtain or retain business for the Firm or others, influence the outcome of a particular transaction or events, or to obtain special benefits through the payment of bribes, kickbacks or any other form of improper payoff.

Ordinary and usual business travel and entertainment activities that conform to the Firm's *Policies and Procedures Regarding Business Gifts and Entertainment* do not constitute improper payments to others. The Firm recognizes that appropriate entertainment of clients is a normal part of the Firm's business and provides opportunities to build relationships that foster the trust that is necessary for the Firm's business. Associated Persons should consult the Firm's *Policies and Procedures Regarding Business Gifts and Entertainment* for specifics on acceptable business gifts and entertainment practices.

Associated Persons are specifically prohibited from: (i) directly or indirectly offering favorable recommendations as consideration or inducement for the receipt of compensation or business by

the Firm (ii) accepting any compensation, income, incentive or benefit from a third party in exchange for making a specific investment recommendation or expressing a view of a particular issuing company.

2. Inside and Proprietary Information

The Firm and its Associated Persons may come into possession of inside, confidential and proprietary information, including MNPI, relating to, among other things, clients, issuers and securities transactions. As a general rule, employees are prohibited from disclosing non-public confidential and proprietary information regarding the past, present and future activities of the Firm and its clients without prior authorization. This prohibition also applies to information designated by the Firm as confidential. Because insider trading undermines investor confidence in the fairness and integrity of the securities markets, the SEC has treated the detection and prosecution of insider trading violations as one of its enforcement priorities.

(a) Proprietary Silvercrest Information

Some examples of confidential and proprietary information of the Firm are client lists, marketing and product development plans, information about Firm personnel, such as compensation, information relating to Firm computer and electronic systems and processes, including passwords and access codes, and information regarding the firm's strategies, investments on behalf of clients, analyses and issuer information.

No Associated Person may purchase or sell a security, cause the purchase or sale of a security or recommend or solicit the purchase or sale of a security for any Account on the basis of MNPI relating to that security, except when the information was created or obtained for the purpose of such purchase or sale.

No Associated Person may purchase or sell or cause the purchase or sale of a security for any Account while in possession of information concerning material research information, opinions, or recommendations related to such security prior to the release of the information, opinions, or recommendations.

No Associated Person may purchase or sell, cause the purchase or sale, or recommend or solicit the purchase or sale, of a security for any account in anticipation of a price change resulting from a contemplated block transaction in the security or a derivative thereof for another account.

No Associated Person may disclose proprietary information to others, except as required in the course of the Associated Person's work for Silvercrest and in accordance with these policies and procedures.

Information relating to another Associated Person's medical, financial, employment, legal, or personal affairs is confidential and may not be disclosed to any person, within or outside of the Firm, without the Associated Person's consent or for a proper purpose authorized by the Compliance Officer.

(b) MNPI

Some information concerning issuers is considered inside information or MNPI. The definitions of Material and Non-Public are set forth in the Firm's Code of Conduct and Ethics. Generally, information is nonpublic when it has not been published and become available to investors. It is material when a reasonable investor would consider the information important in deciding whether to buy or sell the security to which the information relates. Illegal insider trading refers generally to buying or selling a security, in breach of a fiduciary duty or other relationship of trust and confidence, while in possession of material, nonpublic information about the security. Insider trading violations may also include "tipping"

such information, securities trading by the person "tipped," and securities trading by those who misappropriate such information.

Associated Persons should comply with the following guidelines in connection with MNPI.

- (i) No Associated Person may purchase or sell a security or cause the purchase or sale of a security for any Account while in possession of MNPI relating to that security.
- (ii) No Associated Person may recommend or solicit the purchase or sale of any security while in possession of MNPI relating to that security.
- (iii) No Associated Person may disclose MNPI to others, except disclosures made in accordance with Silvercrest policies and procedures to other personnel or persons outside the Firm (such as outside counsel or the client's attorneys or accountants) who have a valid business reason for receiving such information -- i.e., who have a "need to know" the information in order to carry out the assignment for Silvercrest or its client or prospective client.
- (iv) No Associated Person may make any effort to obtain MNPI from any other employee, unless the employee needs to know the information in order to perform his or her work for Silvercrest.
- (v) MNPI obtained from a client, prospective client or other third party may be used only for the specific purpose for which it was given.
- (vi) No Associated Person may make any effort to obtain MNPI from any third party, including without limitation officers, directors, or employees of an issuing company to which the MNPI relates.

(c) Discussions with Issuers

Silvercrest may engage in active dialogue with officers, directors, or employees of an issuing company that is recommended or are being considered for recommendation by Silvercrest for investment by its clients or otherwise ("an Issuing Company Representative"). The main objective of our discussions with Issuing Company Representatives is to improve our understanding of the company's business model and the industry in which the company operates. In many cases, we address topics or discuss information with which we are already familiar, but seek to do so face-to-face, in order to evaluate the Issuing Company Representatives themselves.

Associated Persons must make every effort to avoid discussing topics which could lead to the intentional or inadvertent disclosure by an Issuing Company Representative of MNPI. Associated Persons may not ask questions of Issuing Company Representatives which cannot be answered without the disclosure of MNPI. Specifically, topics to avoid include financial results concerning fiscal periods for which financial results have not yet been reported or disclosed publicly, undisclosed merger or acquisition activity or other corporate actions, unexecuted or unannounced sales of the company's securities by insiders or others, and financing or investments in the company by third parties.

When members of the equity research team visit or conduct conference calls with employees of companies the equity securities of which the firm is considering recommending for investment by clients, but before any such investments are actually made, the following information regarding that meeting will be recorded and communicated to the compliance department: company name,

names of attendees, date. Between the date on which the first meeting takes place and the date on which Silvercrest recommends a purchase of the company's equity securities, employees and clients of the firm will be restricted from trading those securities without the prior approval of the Compliance Officer.

(d) Expert Networks

While Silvercrest may use independent research reports and information obtained from issuers themselves, prior to engaging an "expert network," the Chief Compliance Officer must review the proposed agreement and the details of the arrangement. An "expert network" is a third party consultant that provides intelligence on trends, issues, regulations and dynamics affecting particular industries and companies in exchange for transaction-based fees *other than* broker-dealers and traditional research services. MNPI received from an expert network will be treated as all other MNPI in accordance with this policy and procedure.

3. Non-Investment Personnel

As a general matter, no Associated Person (other than those who are designated as Investment Personnel) should seek or obtain access to Advisory Information. In the event that an Associated Person (other than an Associated Person designated as an Investment Person) should come into possession of Advisory Information, he or she should refrain from either disclosing the information to others or engaging in transactions (or recommending or suggesting that any person engage in transactions) in the securities to which such information relates, without the prior written approval of the Compliance Officer.

4. Protection of Material, Nonpublic Information

No Associated Person shall intentionally seek, receive, or accept information that he or she believes may be Material and Nonpublic except with the written approval of, and subject to any and all restrictions imposed by, the Compliance Officer.

On occasion, a company may, as a means to seek investors in restricted or private-placement securities issued by it, send to the Firm materials that contain MNPI or other confidential information. Typically, such materials will be accompanied by a transmittal letter (and an inner, sealed package) or will be subject to a non-disclosure agreement that indicates the confidential nature of the enclosed materials and that the opening of the inner package constitutes an agreement to maintain the confidentiality of the information. In this circumstance, any Associated Person receiving any such materials (regardless of whether he or she has been designated as an Investment Person) should consult with the Compliance Officer.

In the event that an Associated Person (regardless of whether he or she has been designated as an Investment Person) comes into possession of information concerning any company or the market for its securities that the Associated Person believes may be MNPI, the Associated Person should notify the Compliance Officer. In addition, such Associated Person shall refrain from either disclosing the information to others or engaging in transactions (or recommending or suggesting that any person engage in transactions) in the securities to which such information relates, without the prior written approval of the Compliance Officer.

5. False Information

In the course of communicating news and public information to our clients and others, Associated Persons should avoid speculating with respect to facts which have not been substantiated and published by a reliable news source, public filing or company press release. Commentary and advice regarding established and published facts are permissible. But Associated Persons should not spread or participate in the spreading of rumors, whether known to be false or otherwise.

6. Procedures To Safeguard Firm Assets, and Material, Nonpublic and Other Confidential Information

In the handling of MNPI and other confidential information, including Advisory Information, Associated Persons shall take appropriate steps to safeguard the confidentiality of such information. Without limiting the preceding general obligation, the following policies shall be followed in order to secure confidential information. Exceptions to these policies may be granted by the Compliance Officer if circumstances warrant.

- (a) Computer Log in / Log out Policies. Network passwords will expire every 90 days and require a minimum of seven (7) characters, in addition to other complexity requirements. A user cannot reuse any of the last five (5) passwords. Users should lock or log off from their computer when leaving it unattended for extended periods (by pressing Ctrl-Alt-Delete and selecting lock or log off). If the incorrect password is entered five times in a row, access will be denied, and the account will be locked. The user's account can be unlocked by the Rhodian service desk.
- (b) Remote Access / Use of Public Computers / Two-Factor Authentication. Users will be required to enter two separate and distinct passwords: first, the network password discussed above (in "Computer Log in / Log out Policies"); and second, a six-character password that users receive by text message to their mobile telephone, which expires after 120 seconds. Silvercrest Virtual Desktop will be timed out automatically after twenty (20) minutes of inactivity. When accessing confidential information from a computer in a public place, all reasonable precautions should be taken to ensure that others are not able to see such information. Users should lock or log off from their remote computer when leaving it unattended, including when working from home.
- (c) Suspicious E-mails. Suspicious e-mails should not be forwarded. Upon receipt, users should notify the IT Department help desk, Dean Dewey, Rohan Kalyanpur, the Compliance Department, and any Associated Person being impersonated, when applicable, with a screenshot of the suspicious electronic mail.
- (d) Instant Messaging. Due to the security weaknesses of most IM platforms, Associated Persons should not use Instant Messaging ("IM") for the transmission of Confidential Information which would be otherwise permissible for communication.
- (e) Personal E-mail Accounts. No use of personal e-mail accounts for the delivery of Confidential Information due to the security weaknesses of many personal e-mail platforms.
- (f) Portable devices. Associated persons should activate the password functionality on their portable devices so that e-mails, contacts, and other information may not be accessed unless a password is entered. Contact the firm's Head of Technology for assistance. In the event that a portable device containing Confidential Information is lost or stolen, Associated

persons must immediately notify the firm's Head of Technology so that the service can be disabled, and the contents of the device can be deleted remotely. Users may not and the firm's systems and technology will not permit users to transfer information between the device's local desktop and the firm's Rhodian environment.

- (g) Silvercrest has provided a text messaging solution for employees to communicate regarding business matters through their personal mobile phones using Zoom phones. Those messages are sent and received through each Associated Person's business telephone number.
- (h) Care of Physical Documents and Files. When not in use, files containing confidential information should be placed in locked file cabinets. Documents containing confidential information should be filed or disposed of properly (in a shredding disposal container). Doors to offices that have documents and/or files containing Confidential information should be locked at night or the Confidential Information should be stored in locked desks or cabinets inside those offices.

Associated Persons who misuse MNPI, confidential information or proprietary information risk civil and criminal penalties (including imprisonment), administrative actions by the Securities and Exchange Commission ("SEC") and termination of employment. In addition, violators as well as persons controlling violators may be subject to the payment of civil damages and penalties, or suspension or termination of his or her registration as a member of the securities industry. Given the potentially severe penalties, Associated Persons should contact the Compliance Officer for guidance on questions relating to inside, confidential or proprietary information.

4. Monitoring Compliance with These Policies and Procedures

Because the Firm's computer, E-Mail, and voice-mail systems are the sole property of Silvercrest, the Firm reserves the right to monitor or access all E-Mail, voice-mail and other electronic communications systems on a regular or other basis to assure compliance with these guidelines, Silvercrest policies, or for other business-related reasons. By your continued employment at Silvercrest, and use of the firm's systems and electronic communications, you consent to this monitoring and consent to Silvercrest reading any such communication to or from you, regardless of whether you have first read the communication, to the fullest extent permitted by law.

The Compliance Officer or his or her designee shall review duplicate confirmations and periodic account statements for Related Accounts. This review is designed to identify trades that may violate the prohibitions regarding insider trading and manipulative and deceptive devices contained in the federal and state securities laws and Securities and Exchange Commission rules and regulations. The Compliance Officer or his or her designee shall indicate his or her review of duplicate confirmations and periodic account statements by initialing such copies.

The Compliance Officer or his or her designee shall inquire into and investigate for possible misuse of material, nonpublic and other confidential information, including Advisory Information, in transactions in Associated Person Accounts and Related Accounts. In conducting inquiries and investigations into trading in these Accounts, the Compliance Officer or his or her designee shall consider reasonable criteria, including consideration of the timing or unusual nature of the transaction (such as whether the Associated Person traded on a short-term basis or in a size or dollar amount larger than his or her normal trading pattern).

The Compliance Officer or his or her designee shall prepare a written record of each of his or her inquiries or investigations in this area. This record shall include: (i) the name of the Associated Person involved; (ii) the name of any security involved; (iii) the date the inquiry or investigation was commenced; (iv) the identity of any Related Account involved; and (v) a summary of the disposition of the inquiry or investigation. Copies of the written record concerning each inquiry or investigation, along with any analyses, inter-office memoranda, and statements of Associated Persons must be maintained in the Firm's records.

Associated Persons are encouraged to contact the Compliance Officer with any questions regarding the Firm's Policies and Procedures Regarding Inside and Proprietary Information.

Silvercrest Asset Management Group LLC
Non-Public Information Disclosure Form

Name of Security:_____

Ticker:_____

Date information received:_____

Name of Silvercrest employee receiving information:_____

Please write a brief description, including who gave you information and in what format you received the information and any other relevant details.

Employee (E-)Signature:_____

Subsidiaries of Silvercrest Asset Management Group Inc.**Subsidiary**

Silvercrest L.P.
Silvercrest Investors LLC
Silvercrest Investors II LLC
Silvercrest Investors III LLC
Silvercrest Investors IV LLC
Silvercrest Asset Management Group LLC
Silvercrest Financial Services Inc.
MW Commodity Advisors, LLC
Silvercrest Asset Management (Singapore) PTE. LTD.

Organization and Jurisdiction

Delaware Limited Partnership
Delaware Limited Liability Company
Delaware Limited Liability Company
Delaware Limited Liability Company
Delaware Limited Liability Company
Delaware Limited Liability Company
New York Corporation
Delaware Limited Liability Company
Singapore Private Company Limited

CONSENT OF INDEPENDENT REGISTERED PUBLIC ACCOUNTING FIRM

We consent to the incorporation by reference in Registration Statement No. 333-265687 on Form S-8 and Registration Statement No. 333-197047 on Form S-3 of our reports dated March 7, 2024, relating to the consolidated financial statements of Silvercrest Asset Management Group Inc. and subsidiaries (the “Company”) and the effectiveness of the Company’s internal control over financial reporting appearing in this Annual Report on Form 10-K for the year ended December 31, 2023.

/s/ Deloitte & Touche LLP

New York, New York
March 7, 2024

CERTIFICATION

I, Richard R. Hough III, certify that:

1. I have reviewed this report on Form 10-K of Silvercrest Asset Management Group Inc.;
2. Based on my knowledge, this report does not contain any untrue statement of a material fact or omit to state a material fact necessary to make the statements made, in light of the circumstances under which such statements were made, not misleading with respect to the period covered by this report;
3. Based on my knowledge, the financial statements, and other financial information included in this report, fairly present in all material respects the financial condition, results of operations and cash flows of the registrant as of, and for, the periods presented in this report;
4. The registrant's other certifying officer(s) and I are responsible for establishing and maintaining disclosure controls and procedures (as defined in Exchange Act Rules 13a-15(e) and 15d-15(e)) and internal control over financial reporting (as defined in Exchange Act Rules 13a-15(f) and 15d-15(f)) for the registrant and have:
 - (a) Designed such disclosure controls and procedures, or caused such disclosure controls and procedures to be designed under our supervision, to ensure that material information relating to the registrant, including its consolidated subsidiaries, is made known to us by others within those entities, particularly during the period in which this report is being prepared;
 - (b) Designed such internal control over financial reporting, or caused such internal control over financial reporting to be designed under our supervision, to provide reasonable assurance regarding the reliability of financial reporting and the preparation of financial statements for external purposes in accordance with generally accepted accounting principles;
 - (c) Evaluated the effectiveness of the registrant's disclosure controls and procedures and presented in this report our conclusions about the effectiveness of the disclosure controls and procedures, as of the end of the period covered by this report based on such evaluation; and
 - (d) Disclosed in this report any change in the registrant's internal control over financial reporting that occurred during the registrant's most recent fiscal quarter (the registrant's fourth fiscal quarter in the case of an annual report) that has materially affected, or is reasonably likely to materially affect, the registrant's internal control over financial reporting; and
5. The registrant's other certifying officer(s) and I have disclosed, based on our most recent evaluation of internal control over financial reporting, to the registrant's auditors and the audit committee of the registrant's board of directors (or persons performing the equivalent functions):
 - (a) All significant deficiencies and material weaknesses in the design or operation of internal control over financial reporting which are reasonably likely to adversely affect the registrant's ability to record, process, summarize and report financial information; and
 - (b) Any fraud, whether or not material, that involves management or other employees who have a significant role in the registrant's internal control over financial reporting.

/s/ Richard R. Hough III

Richard R. Hough III
Chairman, Chief Executive Officer, President and Director
(Principal Executive Officer)

Date: March 7, 2024

CERTIFICATION

I, Scott A. Gerard, certify that:

1. I have reviewed this report on Form 10-K of Silvercrest Asset Management Group Inc.;
2. Based on my knowledge, this report does not contain any untrue statement of a material fact or omit to state a material fact necessary to make the statements made, in light of the circumstances under which such statements were made, not misleading with respect to the period covered by this report;
3. Based on my knowledge, the financial statements, and other financial information included in this report, fairly present in all material respects the financial condition, results of operations and cash flows of the registrant as of, and for, the periods presented in this report;
4. The registrant's other certifying officer(s) and I are responsible for establishing and maintaining disclosure controls and procedures (as defined in Exchange Act Rules 13a-15(e) and 15d-15(e)) and internal control over financial reporting (as defined in Exchange Act Rules 13a-15(f) and 15d-15(f)) for the registrant and have:
 - (a) Designed such disclosure controls and procedures, or caused such disclosure controls and procedures to be designed under our supervision, to ensure that material information relating to the registrant, including its consolidated subsidiaries, is made known to us by others within those entities, particularly during the period in which this report is being prepared;
 - (b) Designed such internal control over financial reporting, or caused such internal control over financial reporting to be designed under our supervision, to provide reasonable assurance regarding the reliability of financial reporting and the preparation of financial statements for external purposes in accordance with generally accepted accounting principles;
 - (c) Evaluated the effectiveness of the registrant's disclosure controls and procedures and presented in this report our conclusions about the effectiveness of the disclosure controls and procedures, as of the end of the period covered by this report based on such evaluation; and
 - (d) Disclosed in this report any change in the registrant's internal control over financial reporting that occurred during the registrant's most recent fiscal quarter (the registrant's fourth fiscal quarter in the case of an annual report) that has materially affected, or is reasonably likely to materially affect, the registrant's internal control over financial reporting; and
5. The registrant's other certifying officer(s) and I have disclosed, based on our most recent evaluation of internal control over financial reporting, to the registrant's auditors and the audit committee of the registrant's board of directors (or persons performing the equivalent functions):
 - (a) All significant deficiencies and material weaknesses in the design or operation of internal control over financial reporting which are reasonably likely to adversely affect the registrant's ability to record, process, summarize and report financial information; and
 - (b) Any fraud, whether or not material, that involves management or other employees who have a significant role in the registrant's internal control over financial reporting.

/s/ Scott A. Gerard

Scott A. Gerard

Chief Financial Officer

(Principal Financial and Accounting Officer)

Date: March 7, 2024

**CERTIFICATION PURSUANT TO
18 U.S.C. SECTION 1350, AS ADOPTED PURSUANT TO SECTION 906 OF THE SARBANES-OXLEY ACT OF 2002**

I, Richard R. Hough III, the Chairman, Chief Executive Officer, President and Director of Silvercrest Asset Management Group Inc. (the “Company”), hereby certify, pursuant to 18 U.S.C. Section 1350, as adopted pursuant to Section 906 of the Sarbanes-Oxley Act of 2002, that:

- The Annual Report on Form 10-K of the Company for the period ended December 31, 2023 as filed with the Securities and Exchange Commission on the date hereof (the “Form 10-K”), fully complies with the requirements of Section 13(a) or 15(d) of the Securities Exchange Act of 1934, as amended; and
- The information contained in the Form 10-K fairly presents, in all material respects, the financial condition and results of operations of the Company.

/s/ Richard R. Hough III

Richard R. Hough III

Chairman, Chief Executive Officer, President and Director
(Principal Executive Officer)

Date: March 7, 2024

**CERTIFICATION PURSUANT TO
18 U.S.C. SECTION 1350, AS ADOPTED PURSUANT TO SECTION 906 OF THE SARBANES-OXLEY ACT OF 2002**

I, Scott A. Gerard, the Chief Financial Officer of Silvercrest Asset Management Group Inc. (the “Company”), hereby certify, pursuant to 18 U.S.C. Section 1350, as adopted pursuant to Section 906 of the Sarbanes-Oxley Act of 2002, that:

- The Annual Report on Form 10-K of the Company for the period ended December 31, 2023 as filed with the Securities and Exchange Commission on the date hereof (the “Form 10-K”), fully complies with the requirements of Section 13(a) or 15(d) of the Securities Exchange Act of 1934, as amended; and
- The information contained in the Form 10-K fairly presents, in all material respects, the financial condition and results of operations of the Company.

/s/ Scott A. Gerard

Scott A. Gerard
Chief Financial Officer
(Principal Financial and Accounting Officer)

Date: March 7, 2024

**SILVERCREST ASSET MANAGEMENT GROUP INC.
INCENTIVE COMPENSATION RECOVERY POLICY**

1.1 General.

1.2 Silvercrest Asset Management Group Inc. (the “Company”) has adopted this Policy in accordance with the applicable listing standards of Nasdaq and Rule 10D-1 under the Securities Exchange Act of 1934, as amended (the “Exchange Act”), which require listed companies to adopt and comply with a compensation recovery policy.

1.3 The effective date of this Policy is December 1, 2023 (the “Effective Date”).

2.1 **Definitions.** The following words and phrases shall have the following meanings for purposes of this Policy:

2.2 Accounting Restatement. An “Accounting Restatement” means an accounting restatement due to the material noncompliance of the Company with any financial reporting requirement under the securities laws, including any required accounting restatement to correct an error in previously issued financial statements that is material to the previously issued financial statements, or that would result in a material misstatement if the error were corrected in the current period or left uncorrected in the current period.

2.3 Board. The “Board” means the Board of Directors of the Company.

2.4 Compensation Committee. The “Compensation Committee” means the Compensation Committee of the Board.

2.5 Erroneously Awarded Compensation. “Erroneously Awarded Compensation” is the amount of Incentive-Based Compensation Received that exceeds the amount of Incentive-Based Compensation that otherwise would have been Received had it been determined based on the restated amounts, computed without regard to any taxes paid. For Incentive-Based Compensation based on stock price or TSR, where the amount of Erroneously Awarded Compensation is not subject to mathematical recalculation directly from the information in an Accounting Restatement: (i) the amount shall be based on a reasonable estimate of the effect of the Accounting Restatement on the stock price or TSR upon which the Incentive-Based Compensation was Received, and (ii) the Company shall maintain documentation of the determination of that reasonable estimate and provide such documentation to Nasdaq.

2.6 Executive Officer. The term “Executive Officer” means the Company’s principal executive officer, president, principal financial officer, principal accounting officer (or if there is no such accounting officer, the controller), any vice president of the Company in charge of a principal business unit, division, or function (such as sales, administration, or finance), any other officer who performs a policy-making function, or any other person who performs similar policy-making functions for the Company. Executive officers of any parent or subsidiary of the Company are deemed “Executive Officers” if they perform such policy-making functions for the Company. Executive Officers include, but are not limited to, the officers identified as executive officers by the Company in the Company’s filings with the SEC pursuant to Item 401(b) of Regulation S-K and the officers required to file reports under Section 16 of the Exchange Act.

- 2.7 Financial Reporting Measure. A “Financial Reporting Measure” is any measure that is determined and presented in accordance with the accounting principles used in preparing the Company’s financial statements, and any measure that is derived wholly or in part from such measure. Stock price and TSR are also Financial Reporting Measures. A Financial Reporting Measure need not be presented within the Company’s financial statements or included in a filing with the SEC.
- 2.8 Incentive-Based Compensation. The term “Incentive-Based Compensation” means any compensation that is granted, earned, or vested after October 2, 2023 and based wholly or in part upon the attainment of a Financial Reporting Measure. Please refer to Appendix A to this Policy for a list of examples of Incentive-Based Compensation.
- 2.9 Nasdaq. “Nasdaq” means the Nasdaq Global Market. In the event the Company’s securities become listed on a different national securities exchange or national securities association in the future, then following such new listing, references to Nasdaq shall be deemed to refer to such other national securities exchange or national securities association.
- 2.10 Policy. “Policy” means this Incentive Compensation Recovery Policy.
- 2.11 Received. Incentive-Based Compensation is deemed “Received” in the Company’s fiscal period during which the Financial Reporting Measure specified in the Incentive-Based Compensation award is attained, even if the payment or grant of the Incentive-Based Compensation occurs after the end of that period.
- 2.12 SEC. “SEC” means the United States Securities and Exchange Commission.
- 2.13 TSR. “TSR” means total stockholder return.

3.1 **Statement of Policy.**

- 3.2 In the event that the Company is required to prepare an Accounting Restatement, the Company will recover reasonably promptly the amount of all Erroneously Awarded Compensation Received by a person:
- i. After beginning service as an Executive Officer;
 - ii. Who served as an Executive Officer at any time during the performance period for that Incentive-Based Compensation;
 - iii. While the Company has a class of securities listed on Nasdaq; and
 - iv. During the three completed fiscal years immediately preceding the date that the Company is required to prepare the Accounting Restatement and any transition period (that results from a change in the Company’s fiscal year) within or immediately following those three completed fiscal years. For purposes of this Policy, a transition period between the last day of the Company’s previous fiscal year and the first day of its new fiscal year that comprises a period of nine to twelve months would be deemed a completed fiscal year.

Notwithstanding the foregoing, this Policy shall only apply to Incentive-Based Compensation Received on or after the Effective Date.

- 3.3 The Company's obligation to recover Erroneously Awarded Compensation pursuant to this Policy is not dependent on when the restated financial statements are filed.
- 3.4 For purposes of determining the relevant recovery period under this Policy, the date that the Company is required to prepare an Accounting Restatement is the earliest to occur of: (i) the date the Board, a committee of the Board, or the officer or officers of the Company authorized to take such action if Board action is not required, concludes, or reasonably should have concluded, that the Company is required to prepare an Accounting Restatement; or (ii) the date a court, regulator, or other legally authorized body directs the Company to prepare an Accounting Restatement.
- 3.5 The Company must recover Erroneously Awarded Compensation in compliance with this Policy except to the extent that the conditions of paragraphs (i), (ii) or (iii) in this Section 3.4 are met, and the Compensation Committee, or in the absence of such a committee, a majority of the independent directors serving on the Board, has determined that recovery would be impracticable.
- i. The direct expense paid to a third party to assist in enforcing this Policy would exceed the amount to be recovered. Before concluding that it would be impracticable to recover any amount of Erroneously Awarded Compensation based on expense of enforcement, the Company shall make a reasonable attempt to recover such Erroneously Awarded Compensation, document such reasonable attempt(s) to recover, and provide that documentation to Nasdaq.
 - ii. Recovery would violate home country law where that law was adopted prior to November 28, 2022. Before concluding that it would be impractical to recover any amount of Erroneously Awarded Compensation based on violation of home country law, the Company shall obtain an opinion of home country counsel, acceptable to Nasdaq, that recovery would result in such a violation, and provide such opinion to Nasdaq.
 - iii. Recovery would likely cause an otherwise tax-qualified retirement plan, under which benefits are broadly available to employees of the Company, to fail to meet the requirements of 26 U.S.C. 401(a)(13) or 26 U.S.C. 411(a) and regulations thereunder.
- 3.6 The Company shall not indemnify any Executive Officer or former Executive Officer against the loss of Erroneously Awarded Compensation pursuant to this Policy.
- 3.7 The Compensation Committee shall determine, in its sole discretion, the appropriate means to seek recovery of any Erroneously Awarded Compensation.
- 3.8 To the extent an Executive Officer, former Executive Officer or Other Covered Person refuses to pay to the Company any Erroneously Awarded Compensation, the Company shall have the right to sue for repayment or, to the extent legally permitted, to enforce such person's obligation to make payment by withholding unpaid or future compensation.
- 3.9 The Company shall file all disclosures with respect to this Policy in accordance with the requirements of the U.S. Federal securities laws, including the disclosure required by the applicable SEC filings.

4.1 Application to Additional Persons and to Certain Conduct.

- 4.2 In addition to the Executive Officers and former Executive Officers, this Policy shall apply to any other employee of the Company or its parent or subsidiaries designated by the Compensation Committee or the Board as a person covered by this Policy (each, an “Other Covered Person”).
- 4.3 Unless otherwise determined by the Compensation Committee or the Board, this Policy shall apply to an Other Covered Person as if such individual was an Executive Officer during the relevant periods described in Section 3.0.
- 4.4 The Compensation Committee or the Board may, in its discretion, limit recovery of Erroneously Awarded Compensation from an Other Covered Person to situations in which an Accounting Restatement was caused or contributed to by the Other Covered Person’s fraud, willful misconduct or gross negligence.
- 4.5 In addition, the Compensation Committee or the Board shall have discretion as to (i) whether to seek to recover Erroneously Awarded Compensation from an Other Covered Person, (ii) the amount of the Erroneously Awarded Compensation to be recovered from an Other Covered Person, and (iii) the method of recovering any such Erroneously Awarded Compensation from an Other Covered Person. In exercising such discretion, the Compensation Committee or the Board may take into account such considerations as it deems appropriate, including whether the assertion of a claim may violate applicable law or prejudice the interests of the Company in any related proceeding or investigation.

5.1 Interpretation; Enforcement

- 5.2 The Compensation Committee shall have full authority to interpret and enforce this Policy to the fullest extent permitted by law.
- 5.3 Any determination by the Compensation Committee or the Board with respect to this Policy shall be final, conclusive, and binding on all interested parties.

6.1 Non-Exclusivity

- 6.2 Nothing in this Policy shall be viewed as limiting the right of the Company or the Compensation Committee to pursue recoupment under or as provided by the Company’s plans, awards, policies or agreements or the applicable provisions of any law, rule or regulation (including, without limitation, Section 304 of the Sarbanes-Oxley Act of 2002).
- 6.3 If the requirement to recover Erroneously Awarded Compensation is triggered under this Policy, then, in the event of any actual or alleged conflict between the provisions of this Policy and a similar clause or provision in any of the Company’s plans, awards, policies or agreements, this Policy shall be controlling and determinative; provided that, if such other plan, award, policy or agreement provides that a greater amount of compensation shall be subject to clawback, the provisions of such other plan, award, policy or agreement shall apply to the amount in excess of the amount subject to clawback under this Policy.

☐ **Amendment**

- ☐ The Compensation Committee may amend this Policy, provided that any such amendment does not cause this Policy to violate applicable listing standards of Nasdaq or Rule 10D-1 under the Exchange Act.

[THIS PAGE INTENTIONALLY LEFT BLANK]

APPENDIX A

Examples of Incentive-Based Compensation

Examples of compensation that constitutes Incentive-Based Compensation for purposes of this Policy include, but are not limited to, the following:

- Non-equity incentive plan awards earned based wholly or in part on satisfying a Financial Reporting Measure performance goal;
- Bonuses paid from a “bonus pool,” the size of which is determined based wholly or in part on satisfying a Financial Reporting Measure performance goal;
- Other cash awards based wholly or in part on satisfying a Financial Reporting Measure performance goal;
- Restricted stock, restricted stock units, performance share units, stock options, and stock appreciation rights that are granted or become vested based wholly or in part on satisfying a Financial Reporting Measure performance goal; and
- Proceeds received upon the sale of shares acquired through an incentive plan that were granted or vested based wholly or in part on satisfying a Financial Reporting Measure performance goal.

Examples of compensation that does not constitute Incentive-Based Compensation for purposes of this Policy include the following:

- Salaries (other than salary increases earned wholly or in part based on the attainment of a Financial Reporting Measure performance goal);
- Bonuses paid solely at the discretion of the Compensation Committee or Board that are not paid from a bonus pool, the size of which is determined based wholly or in part on satisfying a Financial Reporting Measure performance goal;
- Bonuses paid solely upon satisfying one or more subjective standards (e.g., demonstrated leadership) and/or completion of a specified employment period;
- Non-equity incentive plan awards earned solely upon satisfying one or more strategic measures (e.g., consummating a merger or divestiture) or operational measures (e.g., opening a specified number of business locations, completion of a project, or increase in market share); and
- Equity awards for which the grant is not contingent upon achieving any Financial Reporting Measure performance goal and vesting is contingent solely upon completion of a specified employment period and/or attaining one or more non-Financial Reporting Measures.

[THIS PAGE INTENTIONALLY LEFT BLANK]

BOARD OF DIRECTORS

Richard R. Hough III

Chairman, Chief Executive Officer and President
Silvercrest Asset Management Group Inc.

Albert S. Messina

Managing Director and Portfolio Manager
Silvercrest Asset Management Group Inc.

Richard J. Burns

Independent Director
General Partner
Isis Venture Partners

Brian D. Dunn

Independent Director

Darla M. Romfo

Independent Director
President and Chief Operating Officer
Children's Scholarship Fund

Executive Officers

Richard R. Hough III

Chairman, Chief Executive Officer and President

Scott A. Gerard

Chief Financial Officer

David J. Campbell

General Counsel and Secretary

Albert S. Messina

Managing Director and Portfolio Manager

J. Allen Gray

Managing Director

CORPORATE INFORMATION

INDEPENDENT AUDITOR

Deloitte & Touche LLP

PRESS INQUIRIES/MEDIA CONTACT AND INVESTOR RELATIONS

Richard R. Hough III

Tel: (212) 649-0600

rhough@silvercrestgroup.com

STOCK LISTING

Silvercrest Asset Management Group Inc.'s common stock is listed on The Nasdaq Global Market under the symbol "SAMG".

TRANSFER AGENT AND REGISTRAR

Equiniti Trust Company, LLC ("EQ")

PO Box 500, Newark, NJ 07101

(800) 937-5449 US and Canada or (718) 921-8124 Intl.,

Email: helpAST@equiniti.com;

Website: <https://equiniti.com/us/ast-access>

ANNUAL REPORT ON FORM 10-K

Silvercrest's Annual Report on Form 10-K for the year ended December 31, 2023 is included in this annual report. The exhibits accompanying the report are filed with the U.S. Securities and Exchange Commission and can be accessed in the EDGAR database at the SEC's website, www.sec.gov, or through Silvercrest's website in the "Investor Relations" section at www.silvercrestgroup.com.

We will provide these items to stockholders upon request.

Requests for any such exhibits should be made to:

Silvercrest Asset Management Group Inc.

1330 Avenue of the Americas, 38th Floor

New York, NY 10019

Attn: David J. Campbell, Secretary

CERTIFICATIONS

Silvercrest has filed with the Securities and Exchange Commission as exhibits to its Form 10-K for the fiscal year ended December 31, 2023, as amended, the certifications, required pursuant to Section 302 of the Sarbanes-Oxley Act, of its Chief Executive Officer and Chief Financial Officer relating to the quality of its public disclosure.

FORWARD LOOKING STATEMENTS

In accordance with the Private Securities Litigation Reform Act of 1995, Silvercrest notes that this annual report contains forward-looking statements that involve risks and uncertainties, including those relating to Silvercrest's future success and growth. Actual results may differ materially due to risks and uncertainties as described in Silvercrest's filings with the U.S. Securities and Exchange Commission. Silvercrest does not intend to update these forward-looking statements.

ANNUAL MEETING OF STOCKHOLDERS

Stockholders of Silvercrest are cordially invited to attend the 2024 Annual Meeting of Stockholders scheduled to be held on June 5, 2024, at our corporate headquarters, 1330 Avenue of the Americas, 38th Floor, New York, NY 10019, at 10:00 a.m. Eastern Time.

HOLDERS OF RECORD

Holders of record of Silvercrest's Class A and Class B common stock, par value \$.01 per share, totaled 9,482,022 and 4,453,377 respectively, as of April 22, 2024.



SILVERCREST
ASSET MANAGEMENT GROUP

1330 Avenue of the Americas, 38th Floor
New York, NY 10019