

Nasdaq: BITF
TSX-V: BITF



BitfarmsTM

Fourth Quarter 2021 Presentation
March 28, 2022

Safe Harbor Statement

Trading in the securities of the Company should be considered highly speculative. No stock exchange, securities commission or other regulatory authority has approved or disapproved the information contained herein. Neither the TSX Venture Exchange nor its Regulation Services Provider (as that term is defined in the policies of the TSX Venture Exchange), Nasdaq or any other securities exchange or regulatory authority accepts responsibility for the adequacy or accuracy of this release.

Forward-Looking Statements

This presentation contains certain “forward-looking information” and “forward-looking statements” (collectively “forward-looking information”) that are based on expectations, estimates and projections as at the date of this presentation and are covered by safe harbors under Canadian and U.S. securities laws. The information in this presentation about future plans and objectives of the Company is forward-looking information. Other forward-looking information includes, but is not limited to, estimates and forecasts for 2021 and future growth, hash rate, installed hash rate, installed megawatts, growth milestones and expansion plans (including computational goals) and other information concerning: the intentions, plans and future actions of the Company, as well as Bitfarms’ ability to successfully mine digital currency, revenue increasing as currently anticipated, the ability to profitably liquidate current and future digital currency inventory, volatility of network difficulty and digital currency prices and the resulting significant negative impact on the Company’s operations, the construction and operation of expanded blockchain infrastructure as currently planned, and the regulatory environment of cryptocurrency in the applicable jurisdictions.

Any statements that involve discussions with respect to predictions, expectations, beliefs, plans, projections, objectives, assumptions, future events or performance (often but not always using phrases such as “expects”, or “does not expect”, “is expected”, “anticipates” or “does not anticipate”, “plans”, “budget”, “scheduled”, “forecasts”, “estimates”, “believes” or “intends” or variations of such words and phrases or stating that certain actions, events or results “may” or “could”, “would”, “might” or “will” be taken to occur or be achieved) are not statements of historical fact and may be forward-looking information and are intended to identify forward-looking information.

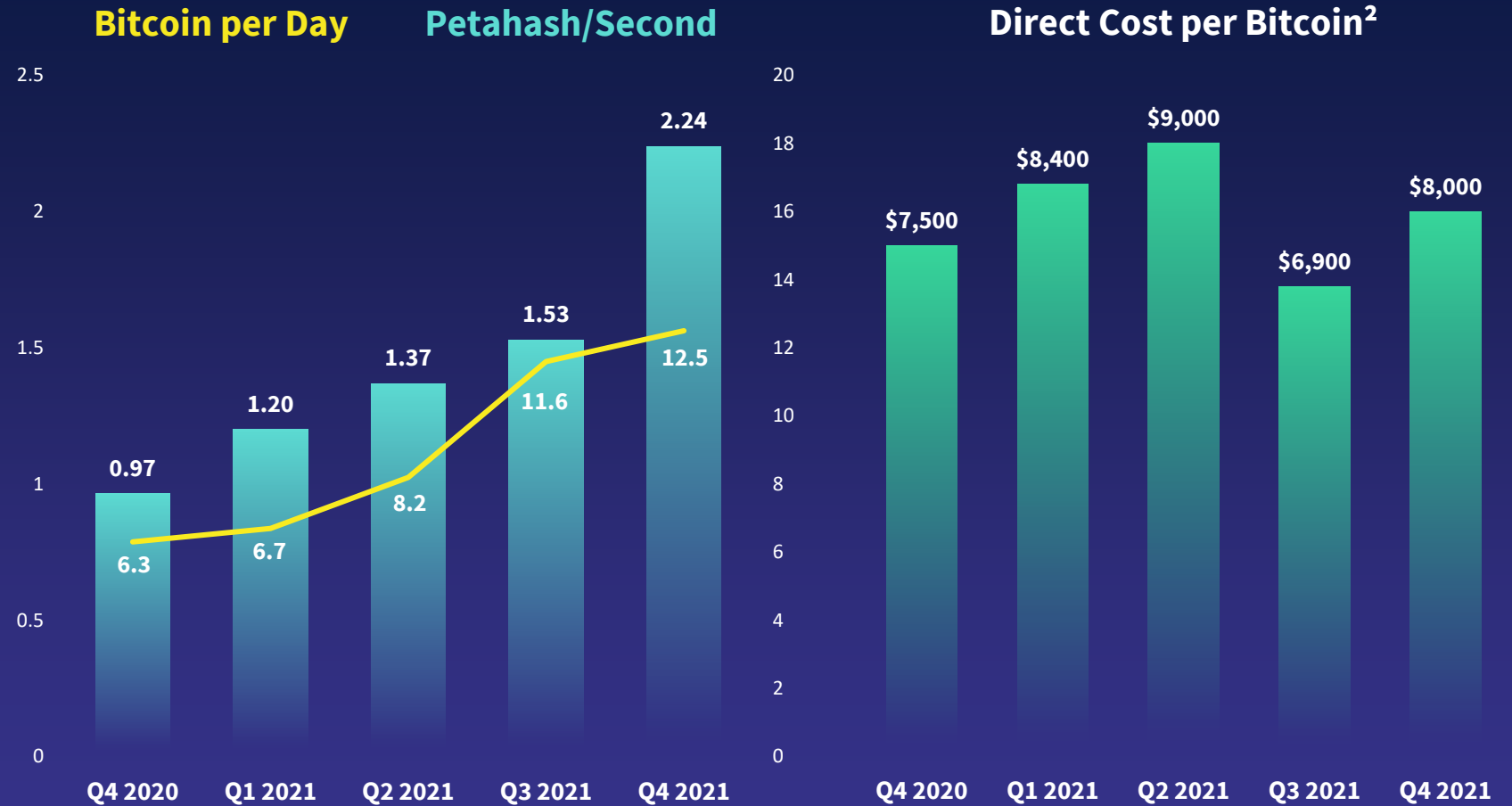
This forward-looking information is based on reasonable assumptions and estimates of management of the Company at the time it was made, and involves known and unknown risks, uncertainties and other factors which may cause the actual results, performance or achievements of the Company to be materially different from any future results, performance or achievements expressed or implied by such forward-looking information. Such factors include, among others, risks relating to: the global economic climate; dilution; the Company’s limited operating history; future capital needs and uncertainty of additional financing; the competitive nature of the industry; currency exchange risks; the need for the Company to manage its planned growth and expansion; the effects of product development and need

for continued technology change; protection of proprietary rights; the effect of government regulation and compliance on the Company and the industry; network security risks; the ability of the Company to maintain properly working systems; reliance on key personnel; global economic and financial market deterioration impeding access to capital or increasing the cost of capital; and volatile securities markets impacting security pricing unrelated to operating performance. In addition, particular factors that could impact future results of the business of Bitfarms include, but are not limited to: the construction and operation of blockchain infrastructure may not occur as currently planned, or at all; expansion may not materialize as currently anticipated, or at all; the digital currency market; the ability to successfully mine digital currency; revenue may not increase as currently anticipated, or at all; it may not be possible to profitably liquidate the current digital currency inventory, or at all; a decline in digital currency prices may have a significant negative impact on operations; an increase in network difficulty may have a significant negative impact on operations; the volatility of digital currency prices; cybersecurity attacks such as from malicious actors seeking to exploit vulnerabilities in the computer network operated by Bitfarms or who gain unauthorized access to Bitfarms’ digital wallets and custodial accounts; an increase in the cost of electricity may have a significant negative impact on operations; planned or unplanned electrical disruptions may have a significant negative impact on operations; the anticipated growth and sustainability of hydroelectricity for the purposes of cryptocurrency mining in the applicable jurisdictions, the ability to complete current and future financings, any regulations or laws that will prevent Bitfarms from operating its business; historical prices of digital currencies and the ability to mine digital currencies that will be consistent with historical prices; an inability to predict and counteract the effects of COVID-19 on the business of the Company, including but not limited to the effects of COVID-19 on the price of digital currencies, capital market conditions, restriction on labour and international travel and supply chains; and, the adoption or expansion of any regulation or law that will prevent Bitfarms from operating its business, or make it more costly to do so. For further information concerning these and other risks and uncertainties, refer to the Company’s filings on www.SEDAR.com including the annual information form for the year ended December 31, 2020, filed on April 7, 2021. The Company has also assumed that no significant events occur outside of Bitfarms’ normal course of business. Although the Company has attempted to identify important factors that could cause actual results to differ materially from those expressed in forward-looking statements, there may be other factors that cause results not to be as anticipated, estimated or intended. There can be no assurance that such statements will prove to be accurate as actual results and future events could differ materially from those anticipated in such statements. Accordingly, readers should not place undue reliance on forward-looking information. The Company undertakes no obligation to revise or update any forward-looking information other than as required by law.

Metrics Highlights

As of March 25, 2022

- 2.7 EH/s
- 12.5+ BTC/day
- 887 BTC mined in 2022
- 5,169 BTC held
- \$227M BTC Value¹



Note: All dollar figures are expressed in US Dollars throughout

1. \$44,000/BTC approximates market price as at March 25, 2022

2. Direct cost of Bitcoin based on electricity costs and hosting costs (excluding electricity consumed by hosting clients) divided by the total number of Bitcoin mined

Washington state, USA

- 17 MW operational
- Expanding to 24 MW
- Hydro power
- Acquired Nov. 2021
- Replaced hosting agreement
- MoU for potential expansion of 75 MW



Vertically integrated global bitcoin miner

Current production sites



Paraguay

- 6 MW operational
- 10 MW built
- Hydro power
- Started production Jan. 2022



Sherbrooke, Québec

- Hydro Power
- Contracted 96 MW
- Currently 42 MW
 - De la Pointe¹ 30 MW
 - Bunker 12 MW
- In Construction 84 MW
 - Bunker 36 MW
 - Leger 30 MW
 - Garlock² 18 MW
 - De la Pointe¹ (30 MW)



Note: As at March 25, 2022

1. De la Pointe capacity is scheduled to be reduced to 18 MW before June 2022 and retired before February 2023
2. Newly acquired property in March 2022

Argentina

- Up to 210 MW contracted
- Private power company, natural gas
- Eight-year power contract
- Engineering contracts signed and construction started
- Phases one and two expected to house 27,500 miners



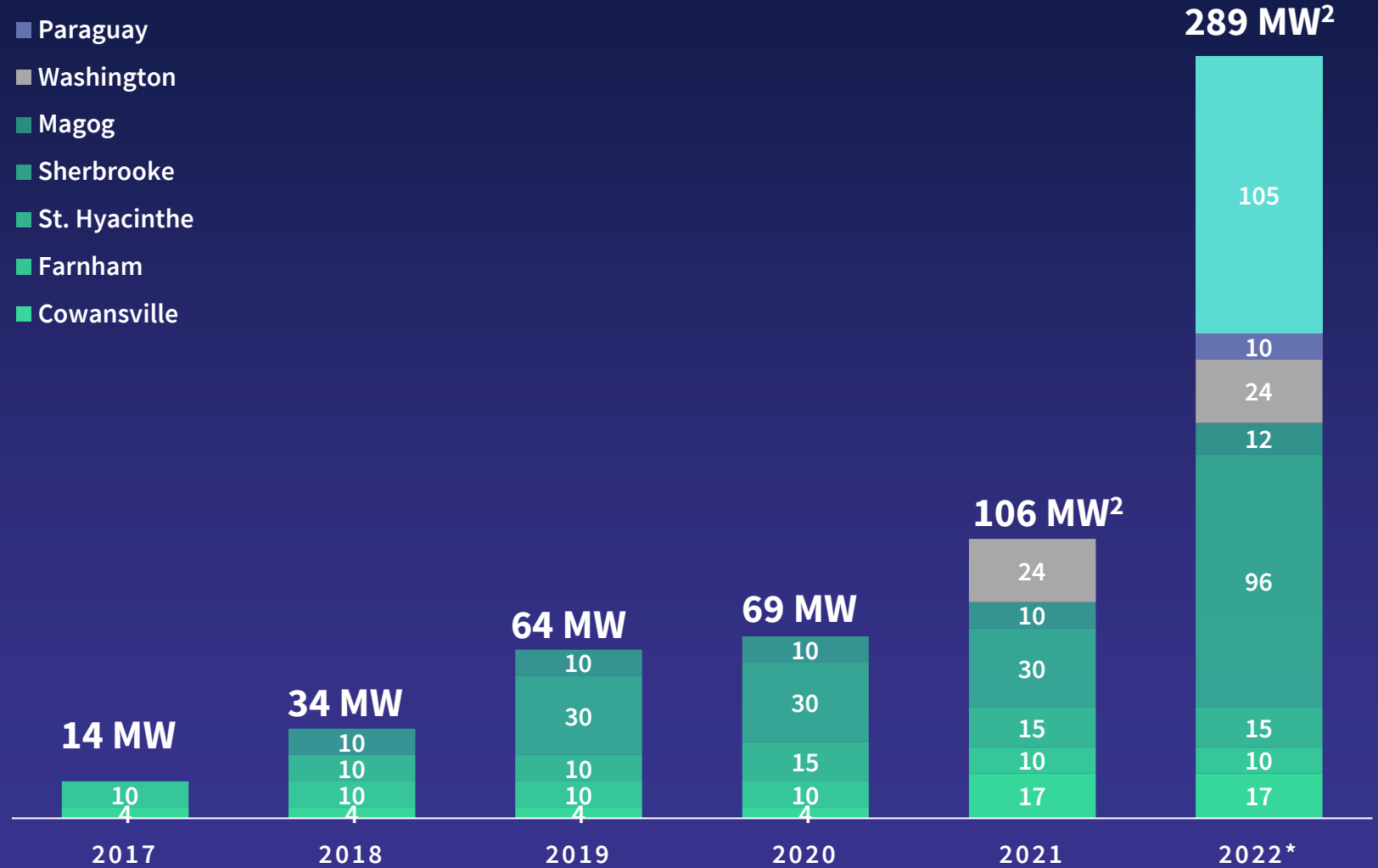
Expanding Facilities and Megawatt Capacity

- 121 MW in operation at 8 farms¹
 - 276 MW under development across locations

- **2016**
 Founders started mining in a garage in Argentina
- **2017**
 Bitfarms Ltd. inception -- First facilities in Canada
- **2019**
 Doubled operational footprint in Canada
- **2021**
 Signed contracts in South America

 Operational in US
- **2022**
 Paraguay – Jan. 2022
 The Bunker (Ph. 1) – March 2022
 Leger – Mar./Apr. 2022

- Argentina
- Paraguay
- Washington
- Magog
- Sherbrooke
- St. Hyacinthe
- Farnham
- Cowansville



Notes: Projections as of March 25, 2022; Includes 18 MW at existing Sherbrooke facility planned to be retired and replaced in 2023

1. As at March 25, 2022

2. Transformer capacity: Sherbrooke and Washington currently have 26 MW and 17 MW contracted with utilities, respectively



Huge market opportunity

- Investing in growth and increasing access to growth capital
- Powering >1.3% of the Bitcoin network and growing



Decentralized self-miner

- Retaining greater rewards and avoiding third party fees
- Reducing disruption risk with geographic diversification



Scale and expertise

- Developing and operating 8 farms in 4 years increases design and technical knowledge
- Powering >1.3% of the Bitcoin network creates leverage in mining pool



Vertically integrated

- Increasing speed of development with wholly-owned electrical engineering subsidiary
- Reducing downtime with authorized in-house repair lab



Low-cost producer

- Securing long-term, low-cost energy contracts
- Producing BTC at \$8,000 avg. direct cost in Q4 '21



Entrepreneurial team

- Leveraging deep background in data centers, technology, financing and business growth

Bitcoin mining pure-play focused on growing hashrate & Bitcoin hodl

Miners

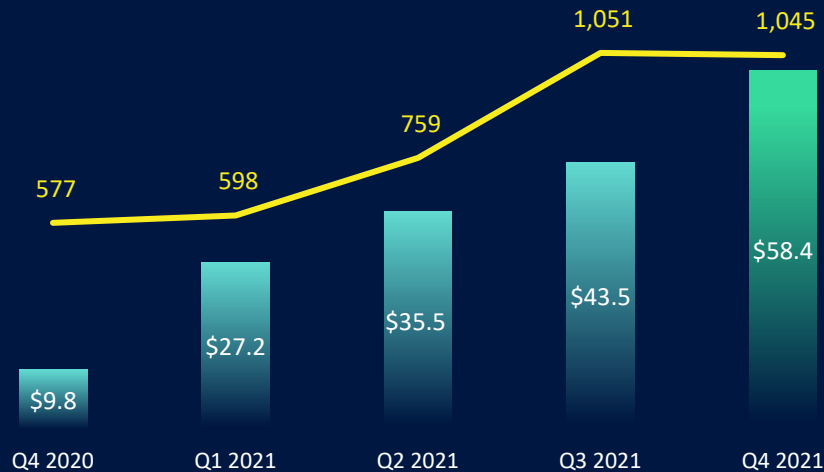
- Total installed fleet of approximately 30,800¹
- Received and installed nearly 18,000 new miners in 2021
- 48,000 MicroBT M30S being delivered in 2022
 - Monthly deliveries
 - 27,500 Argentina
 - 20,500 Québec
 - \$38.5/TH avg. price
- 1,200 Bitmain S19 XPs ordered for 2022 delivery
 - 140 TH/s



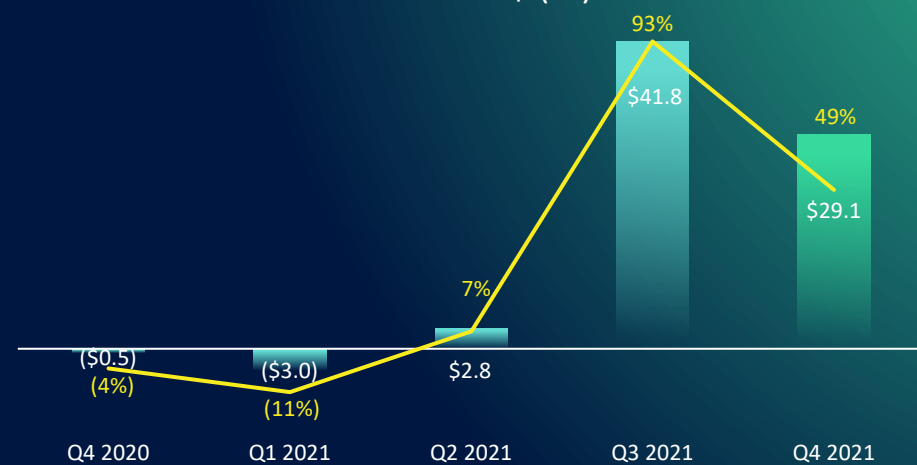
1. As of March 25, 2022

Consolidated Financial Highlights

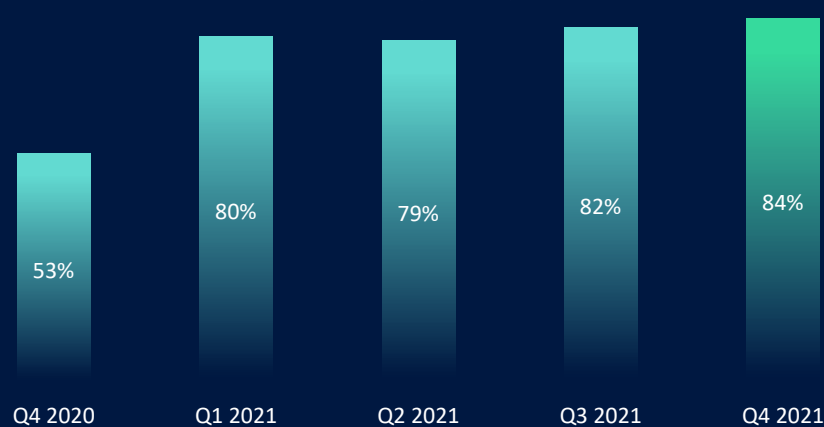
Mining revenue – US\$ (M) & BTC mined¹



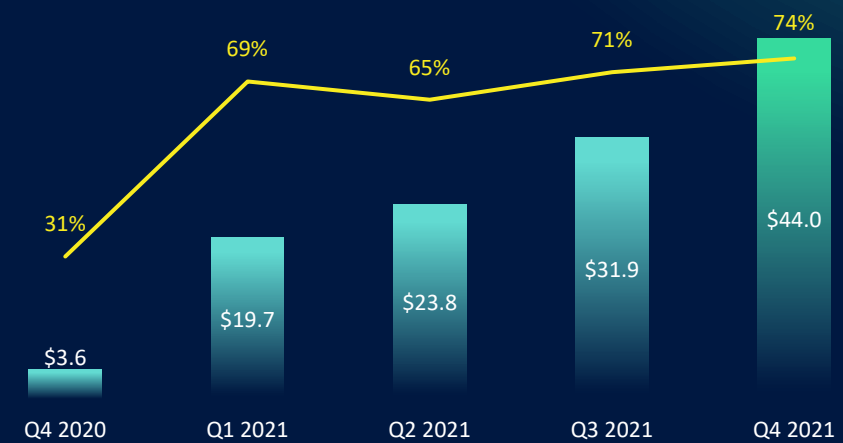
EBITDA – US\$ (M)²



Gross Mining Margin³



Adjusted EBITDA – US\$ (M)⁴



1. Revenue is recognized when cryptocurrency is received in exchange for its mining activities. Unsold cryptocurrency is accounted as an intangible asset under the revaluation model, initially at fair value upon receipt, with subsequent revaluation losses being recorded through profit or loss. Revaluation gains are recorded through other comprehensive income, or profit or loss to the extent that they reverse a prior revaluation loss.
2. EBITDA is calculated as net income before interest expense, income tax expense, and depreciation and amortization. EBITDA is a non-IFRS performance measure
3. Gross mining margin is calculated as revenue less mining energy and infrastructure costs for Backbone standalone divided by revenue. Gross mining margin is a non-IFRS performance measure
4. Adjusted EBITDA defined as EBITDA adjusted to exclude: (i) share-based compensation; (ii) non-cash finance expenses; (iii) asset disposition gain/loss; and iv) other non-cash expenses

Strong Balance Sheet

As of March 25, 2022

- 5,169 BTC held at \$227M value¹
- \$100M BTC-backed loan facility
- \$32M equipment financing

Dec. 31, 2021

\$126M cash

\$153M digital assets¹

\$60M debt collateralized by 1,875 BTC

\$186M working capital

Cash flows for the twelve months ended Dec. 31, 2021 include:

- + \$114M from private placements in H1 2021
- + \$63M from the exercise of warrants and stock options
- + \$146M from ATM, 23.9M shares at average \$6.28 per share
- + \$14M in new long-term debt
- + \$60M in proceeds from new credit facility
- \$107M for infrastructure buildout and paid for mining hardware
- \$85M paid for PPE
- \$23M for Washington state acquisition
- \$25M to retire long-term debt and other liabilities

1. \$46,300/BTC approximates market price at December 31, 2021 and \$44,000/BTC approximates market price at March 25, 2022



Huge market opportunity

- Investing in growth and increasing access to growth capital
- Powering >1.3% of the Bitcoin network and growing



Decentralized self-miner

- Retaining greater rewards and avoiding third party fees
- Reducing disruption risk with geographic diversification



Scale and expertise

- Developing and operating 8 farms in 4 years increases design and technical knowledge
- Powering >1.3% of the Bitcoin network creates leverage in mining pool



Vertically integrated

- Increasing speed of development with wholly-owned electrical engineering subsidiary
- Reducing downtime with authorized in-house repair lab



Low-cost producer

- Securing long-term, low-cost energy contracts
- Producing BTC at \$8,000 avg. direct cost in Q4 '21



Entrepreneurial team

- Leveraging deep background in data centers, technology, financing and business growth

Bitcoin mining pure-play focused on growing hashrate & Bitcoin hodl

Appendix

Entrepreneurial Leadership Team



Emiliano Grodzki

CHIEF EXECUTIVE OFFICER

Emiliano is a founder of Bitfarms as well as a business builder and innovator. With over 20 years of experience having successfully built multi-million-dollar private businesses, Emi is responsible for setting the Company's overall vision and strategy.



Nicolás Bonta

EXECUTIVE CHAIRMAN

Nico is a founder of Bitfarms as a well a successful entrepreneur and business builder. Nico brings over 20 years of business experience having built a successful chain of hotels in South America and is responsible for developing strategic opportunities for growth of the Company.



Geoff Morphy

PRESIDENT and CHIEF OPERATING OFFICER

Geoff has 35 years of experience in senior management roles of banks, corporate advisory firms and industry. He has served on the boards of several private and publicly traded companies located in North America and Europe. Geoff has an ICD designation and was a former director of Bitfarms. He became an officer of Bitfarms in August 2020.



Jeffrey Lucas

CHIEF FINANCIAL OFFICER

Jeffrey has extensive international finance and operational experience with public companies listed on the NYSE and Nasdaq. He previously worked in high-yield investment banking with L.F. Rothschild and in institutional money management as a securities analyst with Wells Capital Management. He is a CFA charterholder, CPA and earned an MBA from Harvard Business School, a BA in Economics from Tufts University, and studied at the London School of Economics.



Ben Gagnon

CHIEF MINING OFFICER

Ben started building and operating Bitcoin mining facilities in mainland China in 2015. Ben brings over 6 years of real-world Bitcoin mining experience and is a recognized industry thought leader. His expertise is regularly requested at conferences and from industry leaders around the world.



Benoit Gobeil

SENIOR VICE-PRESIDENT, OPERATIONS AND INFRASTRUCTURE

Benoit is a master electrician and started Volta Électrique in 2010. The company serves as Bitfarms in-house electrical engineering and maintenance firm. Benoit's significant experience in project management and his electrical skills are instrumental in his role of Director of Operations at Bitfarms, keeping our facilities running.



Nathaniel Port

SENIOR VICE-PRESIDENT, FINANCE AND ACCOUNTING

Nathaniel joined Bitfarms in its first year of operations and helped the Company navigate its initial listing process on the TSXV as well as the onboarding of two Big 4 audit firms. Prior to joining Bitfarms, Nathaniel worked at a local audit firm. Nathaniel is a CPA, John Molson School of Business alumnus and member of the CPA Canada CFE National Honour Roll.

Board of Directors



Depth in corporate governance and financial management



Nicolás Bonta

EXECUTIVE CHAIRMAN

Nico is a founder of Bitfarms as well as a successful entrepreneur and business builder. Nico brings over 20 years of business experience having built a successful chain of hotels in South America and is responsible for developing strategic opportunities for growth of the company.



Emiliano Grodzki

CHIEF EXECUTIVE OFFICER

Emiliano is a founder of Bitfarms as well as a business builder and innovator. With over 20 years of experience having successfully built multi-million-dollar private businesses, Emi is responsible for setting the company's overall vision and strategy.



Pierre Seccareccia

INDEPENDENT DIRECTOR & HEAD OF AUDIT COMMITTEE

Pierre, a former Managing Partner for PwC, has extensive experience in financial consulting & management. Since 2003, Pierre has served as a full-time independent corporate director for various public and private entities.



Brian Howlett

INDEPENDENT & LEAD DIRECTOR

Brian is a CPA with 30+ years' experience. Brian has served as senior officer and director of numerous public companies. He currently serves as President and CEO of Hemlo Explorers Inc and Voyageur Mineral Explorers Inc. He also serves as a director of Nighthawk Gold Inc, Stone Gold Inc and Dundee Sustainable Technologies Inc.



Andrés Finkielsztain

INDEPENDENT DIRECTOR

Andres was a Founder and Portfolio Manager of Soros Brothers Investments LLC, a New York based Fund created in 2011 for the benefit of Alexander and Gregory Soros, sons of George Soros. Mr. Finkielsztain previously worked at J.P. Morgan for over 10 years in various capacities within asset management. Prior to JPM, Andres was an analyst for Emerging Markets at Soros Fund Management LLC. He also sits at the Board of Directors of a publicly listed company, Goldmoney Inc.

Non-IFRS Performance Measures

This presentation makes reference to certain measures that are not recognized under IFRS and do not have a standardized meaning prescribed by IFRS. They are therefore unlikely to be comparable to similar measures presented by other companies. The Company uses non-IFRS measures including “EBITDA,” “EBITDA margin,” “Adjusted EBITDA,” “Adjusted EBITDA margin,” “Gross mining profit,” and “Gross mining margin” as additional information to complement IFRS measures by providing further understanding of the Company’s results of operations from management’s perspective.

EBITDA and EBITDA margin are common measures used to assess profitability before the impact of different financing methods, income taxes, depreciation of capital assets and amortization of intangible assets. Adjusted EBITDA and Adjusted EBITDA margin are measures used to assess profitability before the impact of all of the items in calculating EBITDA in addition to certain other non-cash expenses. Gross mining profit and Gross mining margin are measures used to assess profitability after power costs in cryptocurrency production, the largest variable expense in mining. Management uses non-IFRS measures in order to facilitate operating performance comparisons from period to period and to prepare annual operating budgets.

“EBITDA” is defined as net income (loss) before: (i) interest expense; (ii) income tax expense; and (iii) depreciation and amortization. “EBITDA margin” is defined as the percentage obtained when dividing EBITDA by Revenue. “Adjusted EBITDA” is defined as EBITDA adjusted to exclude: (i) share-based compensation; (ii) non-cash finance expenses; (iii) asset impairment charges; and (iv) other non-cash expenses. “Adjusted EBITDA margin” is defined as the percentage obtained when dividing Adjusted EBITDA by Revenue. “Gross mining profit” is defined as Revenue minus energy expenses for the Backbone segment of the Company. “Gross mining margin” is defined as the percentage obtained when dividing Gross mining margin by Revenue for the Backbone segment of the Company.

These measures are provided as additional information to complement IFRS measures by providing further understanding of the Company’s results of operations from management’s perspective. Accordingly, they should not be considered in isolation nor as a substitute for analysis of the Company’s financial information reported under IFRS.



Corporate Office

18 King Street East, Suite 902
Toronto, Ontario
MSC 1C4
Canada

Operations and Accounting Office of North-America

Suite 312, 9160 Boulevard Leduc
Brossard, Québec
J4Y 0E3
Canada

Operations and Accounting Office of South-America

3123 Castex Street, PB
Buenos Aires, Argentina