



Blueprint Series

11th Gen Intel[®] Core[™] Processor

Blueprint Series: 11th Gen Intel® Core™ Processor

Chris Walker

Intel Corporate Vice President
General Manager of Mobile Client Platforms

The Intel logo, consisting of the word "intel" in a lowercase, sans-serif font, with a small registered trademark symbol (®) to the upper right of the dot on the "l". The logo is white and is positioned on a dark blue square background in the bottom right corner of the slide.

intel®

11th Gen Intel® Core™ Processor

with Intel® Iris® Xe Graphics for Thin and Light Laptops



New CPU architecture

New Intel® Iris® Xe Graphics

New AI capabilities

New Media and Display Engine

New Hardware-hardened security

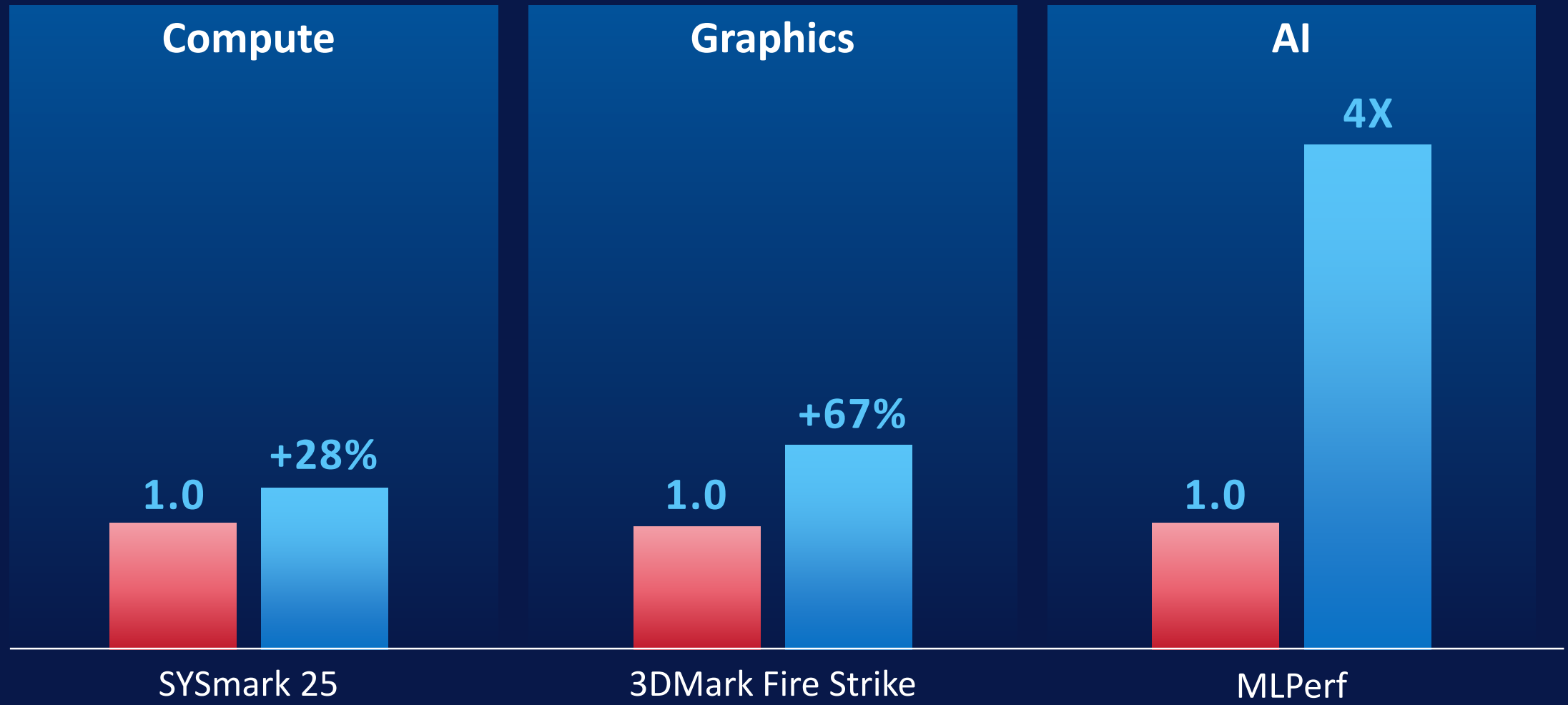
New Integrated Thunderbolt™ 4

New PCIe Gen 4 interface

Best-in-class Intel® Wi-Fi 6 (Gig+)

Scalable Performance : 7W-28W

Leadership Benchmark Performance



AMD Ryzen 7 4800U



Intel® Core® i7-1185G7

For more complete information about performance and benchmark results, visit www.intel.com/11thgen (configuration details in section 1).

intel.

Leadership Real World Performance

11th Gen Intel® Core™ Code Name Tiger Lake



COMPUTE



AI



GRAPHICS

Work



Chart
export

1.3X
FASTER



Convert to
PDF

1.38X
FASTER



Convert to
PDF

1.34X
FASTER

Create



Subject
select

1.4X
FASTER



Auto
reframe

2.7X
FASTER



Photo upscale

4.4X
FASTER

Play



Medium
setting

1.82X
BETTER



Medium
setting

1.76X
BETTER



Medium
setting

1.49X
BETTER

Connect



Web browsing

1.15X
FASTER



Download
10G media

~3X
FASTER



Transfer
large file

4X
FASTER

Intel® Core™ i7-1185G7 vs. AMD Ryzen 7 4800U

For more complete information about performance and benchmark results, visit www.intel.com/11thgen (configuration details in section 1).

intel.

Video Editing Workflow

Import

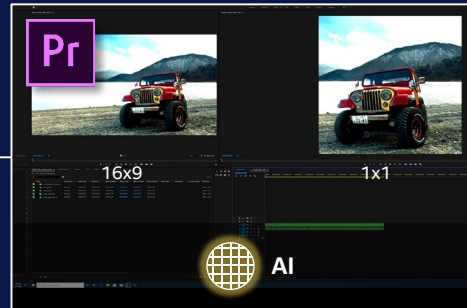
Edit

Post Social

ENGINE



4K Video Playback



Auto Reframe



Export



Create Thumbnail



Video Editing Workflow Demo

Video Editing Workflow

11th Gen Intel® Core™
Code Name Tiger Lake



COMPUTE



AI

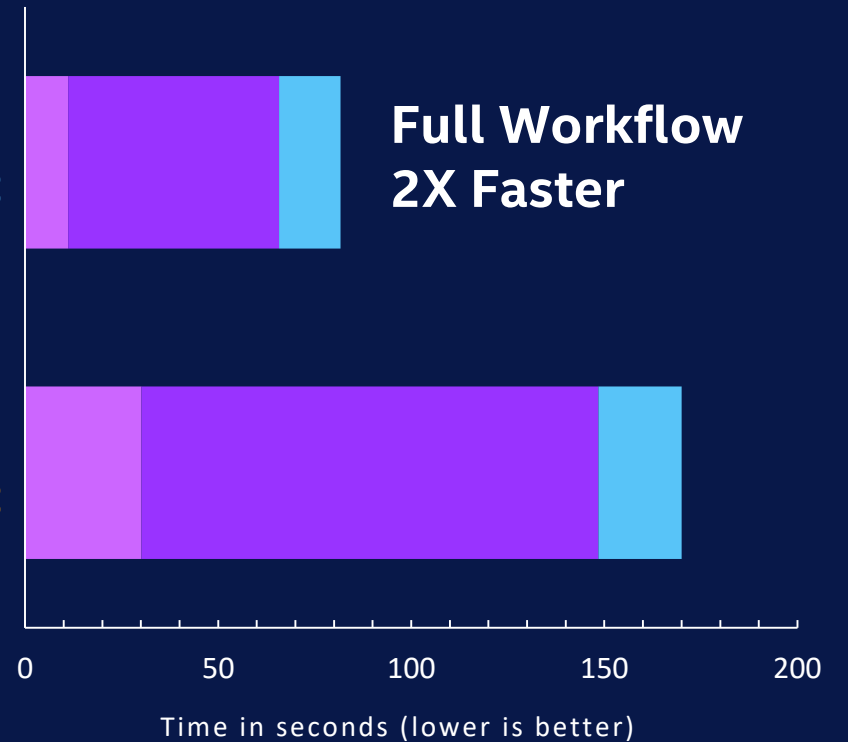


GRAPHICS

Auto Reframe Video Export Subject Select

Intel® Core™ i7-1185G7
~1 MIN 22 SEC

AMD RYZEN 7 4800U
~2 MIN 42 SEC



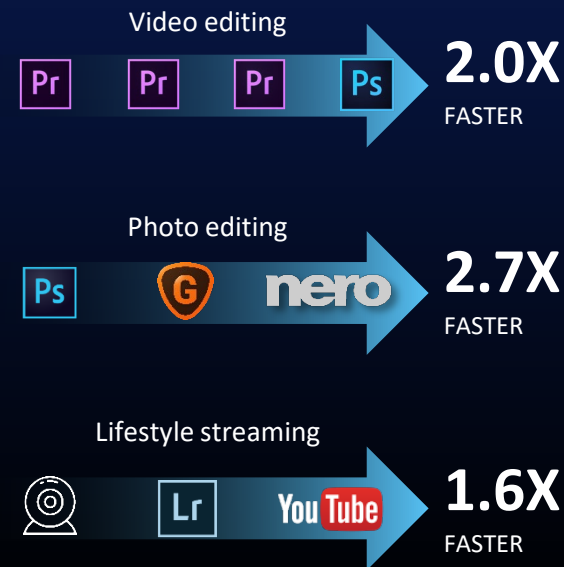
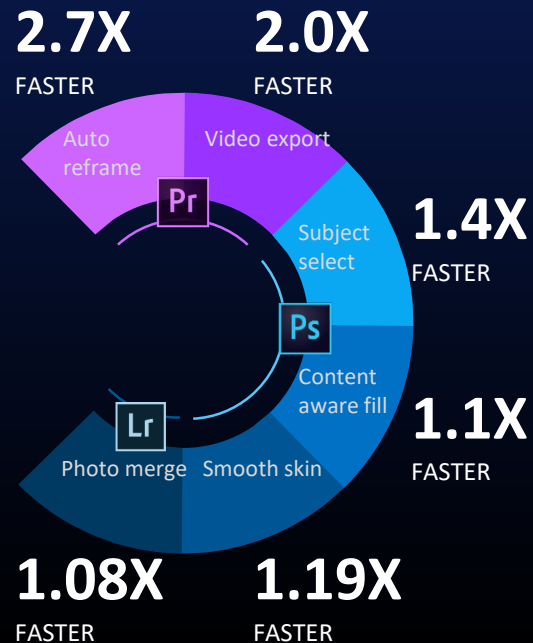
For more complete information about performance and benchmark results, visit www.intel.com/11thgen (configuration details in section 1).

intel.

Best for Creation

11th Gen Intel® Core™ i7 Processor with Iris® Xe Graphics Wins

SYSMARK 25
(Creativity sub score) **1.35X**
HIGHER



Intel® DL Boost: DP4a
Topaz Gigapixel AI
Photo Upscaling **4.4X**
FASTER

Intel® DL Boost: VNNI
Nero AI Photo Tagger
Photo tagging **1.9X**
FASTER

Intel® Wi-Fi 6 (Gig+)
Download large media
wirelessly **~3X**
FASTER

INDUSTRY BENCHMARK



LEADING APPLICATION TASKS



COMPELLING USER WORKFLOWS



UNIQUE FEATURES

Intel® Core™ i7-1185G7 vs. AMD Ryzen 7 4800U

In thin & light devices, as measured by industry benchmarks, Representative Usage Guide testing, and unique features, including in comparison to AMD Ryzen 7 4800U.
For more complete information about performance and benchmark results, visit www.intel.com/11thgen (configuration details in section 1).

intel

World's Best Processor

Breaking the Boundaries of Performance

Best for Productivity

Make Your Best
Contribution Anywhere

1.2B
Users



Best for Creation

Take Your
Imagination Further

12M
Users



Best for Gaming

More Gaming
In More Places

1.2B
PC Gamers



Best for Entertainment

The World Is Your
Living Room

105M
Users



2B
Users



Best for Collaboration

The Ultimate Device For
Connecting & Collaborating

100M
Devices



75M
Daily Users



As measured by


INDUSTRY BENCHMARKS + LEADING APPLICATION TASKS + COMPELLING USER WORKFLOWS + UNIQUE FEATURES

In thin & light devices, as measured by industry benchmarks, Representative Usage Guide testing, and unique features, including in comparison to AMD Ryzen 7 4800U.
For more complete information about performance and benchmark results, visit www.intel.com/11thgen (configuration details in section 1).

intel.

Project Athena

An Innovation Program Inspired by Human Understanding



Ready Before You Are



Performance and Responsiveness



Artificial Intelligence



Worry Free Day of Battery Life



Always Fast Reliable Connectivity



Formfactor & Interaction

Intel® Evo™ Platform

The Best Thin and Light Laptops for Getting Things Done

Powered by the
11th Gen Intel® Core™ with
Intel® Iris® Xe Graphics



Each design verified for:

- **Responsiveness from Anywhere**
- **Longer battery life** (>9 hrs on FHD)
- **Instant wake** (<1 sec)
- **Fast charging** (4hrs usage ≤30 min on FHD)
- **Best-in-class connectivity with Intel® Wi-Fi 6 (Gig+) & Thunderbolt™ 4**

As measured by industry benchmark and Representative Usage Guides testing and unique features of 11th Gen Intel® Core™ processors. Intel's comprehensive laptop innovation program, Project Athena, ensures designs are tested, measured and verified against a premium specification and key experience indicators. For more complete information about performance and benchmark results, visit www.intel.com/Evo.

intel.

Blueprint Series Session 1: Tiger Lake Speakers



Roger Chandler

Vice President

Intel Architecture, Graphics & Software
General Manager Client XPU Products
and Solutions



Nathan Smith

Senior Director

Client Computing Group
General Manager of Client AI



Boyd Phelps

Vice President

Design Engineering Group



Tom Petersen

Intel Fellow



Ryan Shrout

Intel Chief Performance Strategist
Senior Director of Client Technical Marketing

New 11th Gen Intel® Core® Processor and Intel® Evo™ Platform



Blueprint Series: 11th Gen Intel® Core™ Processor

Roger Chandler

Vice President, Intel Architecture, Graphics & Software
General Manager, Client XPU Products and Solutions

Nathan Smith

Senior Director, Client Computing Group
General Manager, Client AI

The Intel logo, consisting of the word "intel" in a white, lowercase, sans-serif font, with a small registered trademark symbol (®) to the upper right of the dot on the final "l". The logo is positioned on a dark blue square background in the bottom right corner of the slide.

intel®

12M+ Developers & 1000s of ISVs Worldwide



Productivity



Creation




Gaming



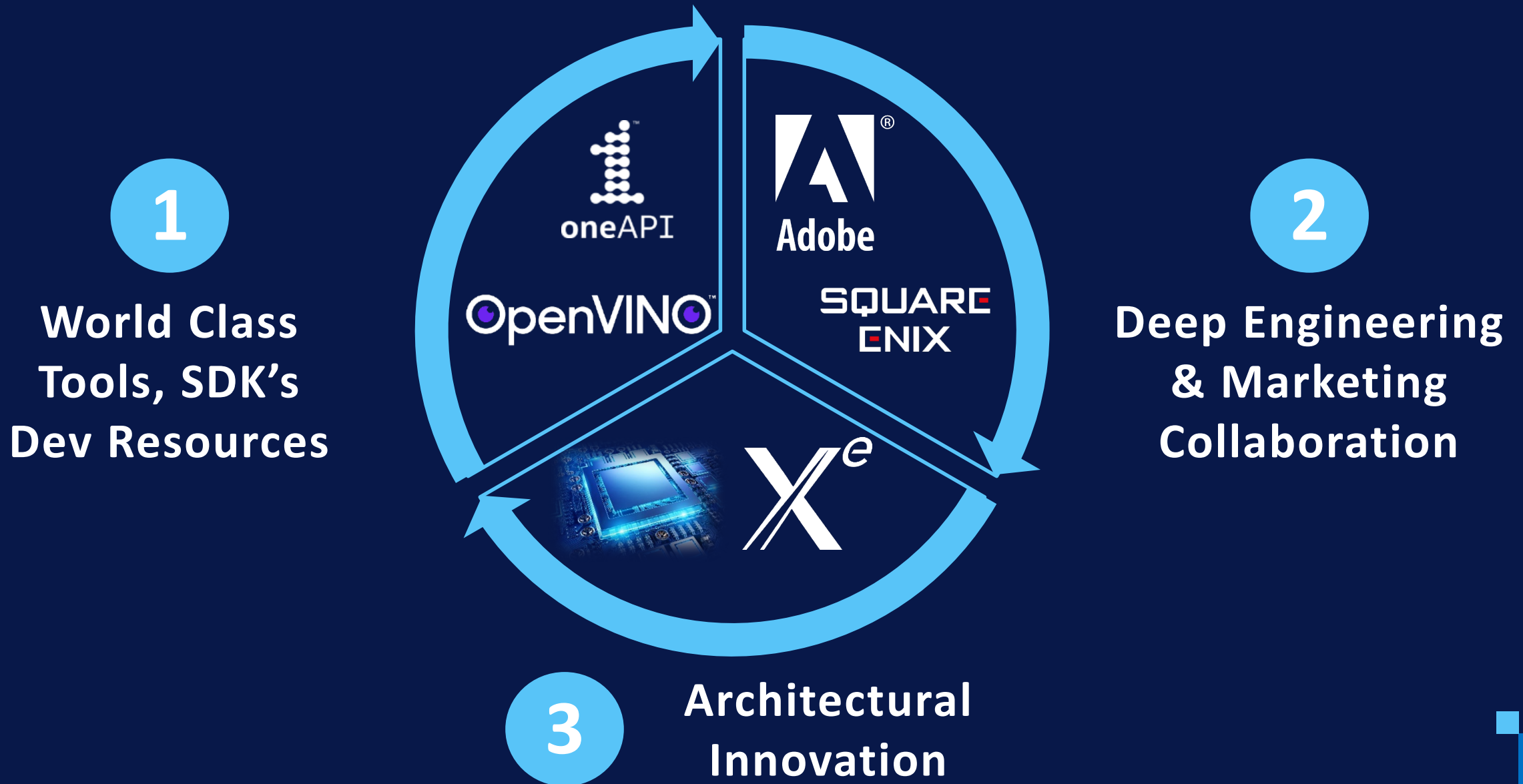
Entertainment



Collaboration



Intel's Software Enabling Engine

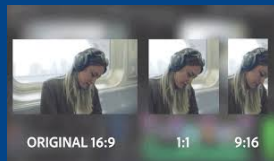


Client AI: Simplifying the Complex



AI Is Becoming Ubiquitous

Creativity



Video Reframe
(Adobe Pr)



AI Subject Select
(Adobe Ps)



Colorize Photo
(Adobe Ps Elements)




De-Blur
(Cyberlink)



AI Style Transfer
(Cyberlink)



Photo Upscaling
(Topaz Labs)



Mask AI
(Topaz Labs)



Raytracing De-Noise
(Blender/Intel)

Productivity




AI Noise Removal
(BabbleLabs/Elevoc)




Background Blur
(Cyberlink)



Real time facial AR
(Face Unity)



Ink to Text
(Microsoft Office)



Eye Contact Correction
(Intel)



Semantic Search
(Excire/QuikFynd)

Entertainment



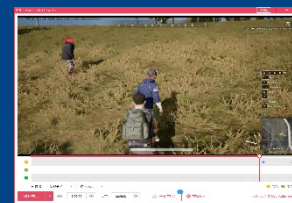
Celebrity Recognition
(IQIYI)



AI Green Screen
(XSplit)



Civilization VI
(Firaxis Games, 2K Games)



Game Highlights
(Xiaohulu)



Animated Dances
(Dasong Editor)




AI Photo Tagger
(Nero)

Client AI



Low Latency
& Network Overhead



**Always
Available**

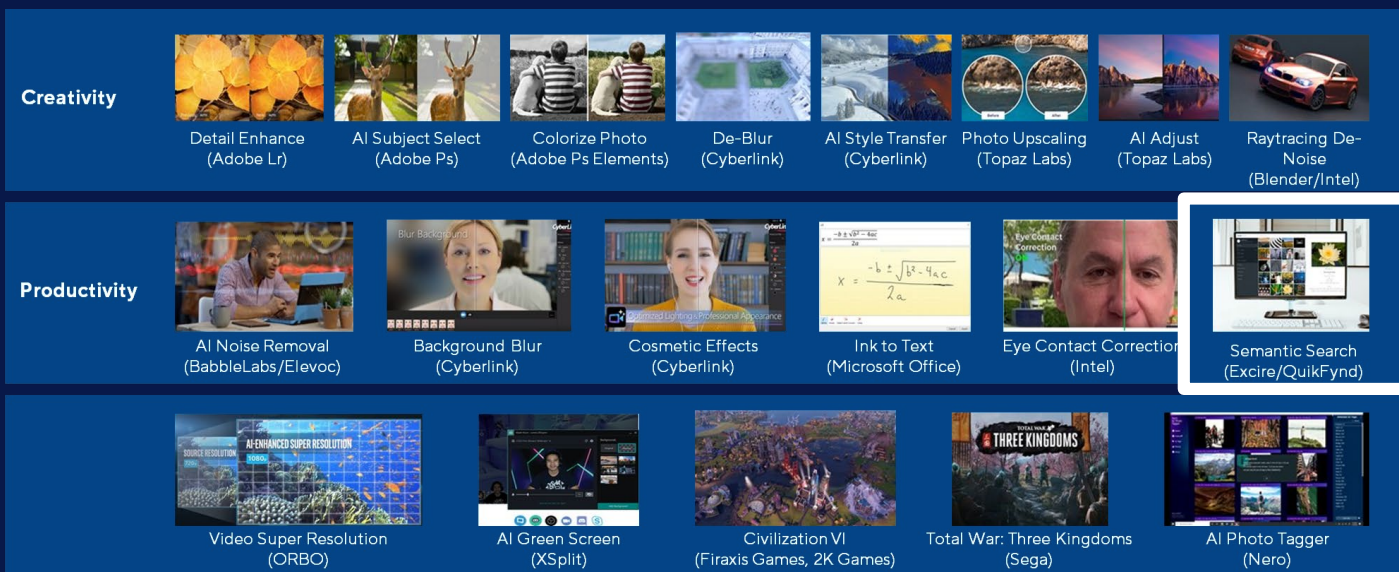


**Trust &
Privacy**



**Cost of
Operation**

Neural Networks Are Compute Intensive



Challenge:
3.8+ Billion multiplications
per image

Impact:



Performance



Battery Life



Responsiveness

Accelerating AI Workloads



Windows ML



Intel® OpenVINO™



Chrome Cross ML

intel[®] ai

Intel® DL Boost: VNNI
CPU Instructions



Intel® DL Boost: DP4a
GPU Instructions

intel[®] ai

Intel® Gaussian &
Neural Accelerator (GNA)

Creator Photo Workflow

Colorize

Upscale

Catalog



nero



Colorize



Photo Upscale



Photo Tagging

AI-based Photo Workflow



Topaz Labs Gigapixel
AI Photo Upscale

Up To
5.6x
Faster


nero

AI Photo Tagger

Up To
1.7x
Faster

Intel® Core™
i7-1185G7

AMD RYZEN
7 4800U


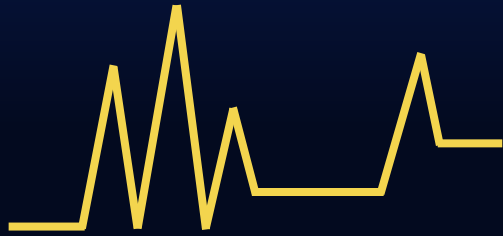


Full Workflow
2.7X Faster

For more complete information about performance and benchmark results, visit www.intel.com/11thgen (configuration details in section 2).


intel.

Not All Inference Workloads Behave the Same




Burst

Intel® DL Boost: VNNI



Sustained


Intel® DL Boost: DP4a



Periodic

Intel® GNA 2.0


The ENGINES to Tackle the WORKLOADS



4x

Intel® DL Boost: DP4a

GPU Based Acceleration for Sustained Workloads vs. Competition (MLPerf)



1.7x

Intel® DL Boost: VNNI

CPU Based Acceleration for Burst Workloads vs. Competition (MLPerf)



V2.0

GNA 2.0: Low Power AI Accelerator

Reduced power vs. same workload running on CPU

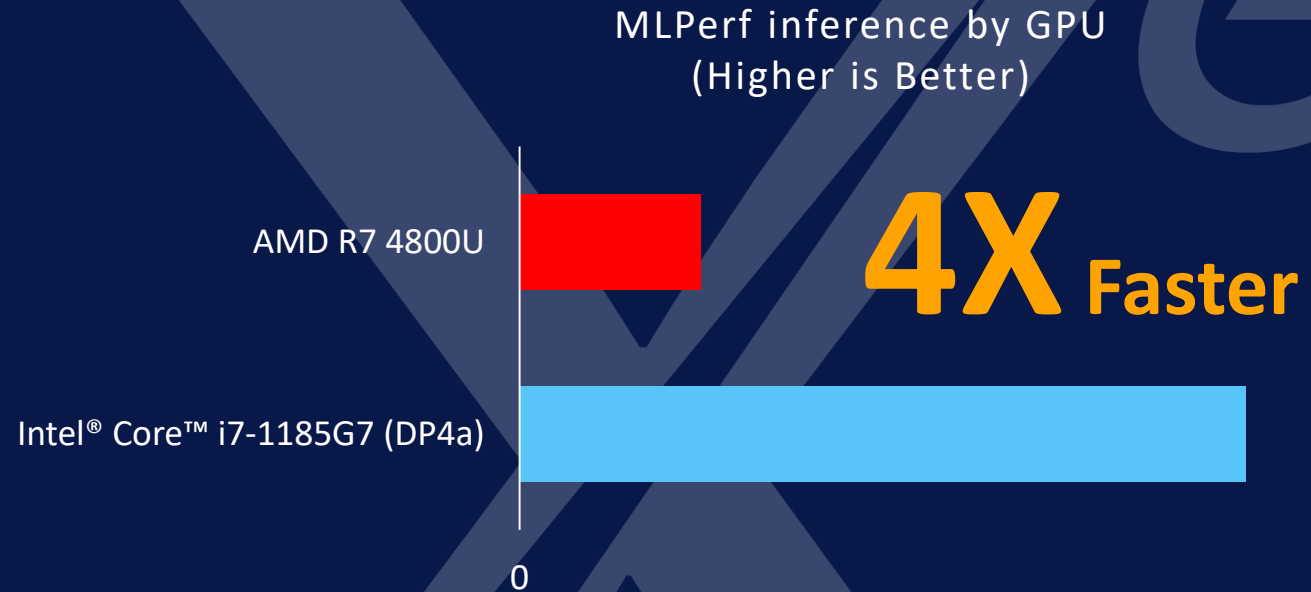
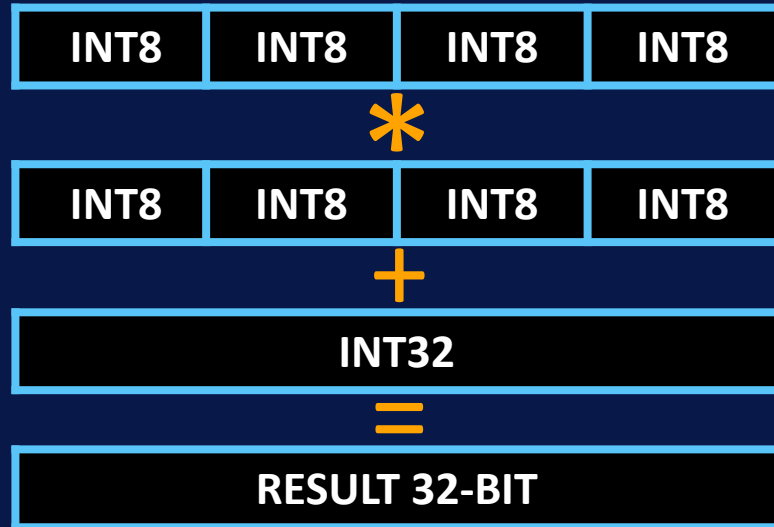
11th Gen Intel® Core™ Exponential AI Leadership

Intel® Core™ i7-1185G7 vs AMD Ryzen 7 4800U.

For more complete information about performance and benchmark results, visit www.intel.com/11thgen (configuration details in section 2).

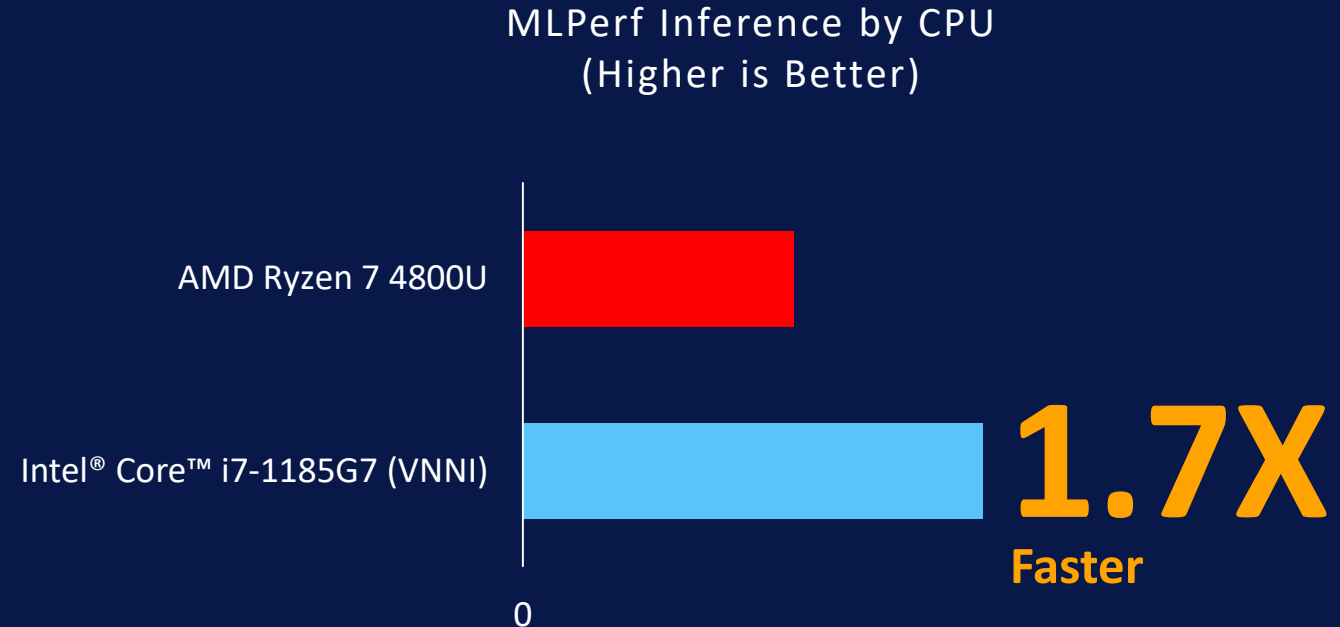
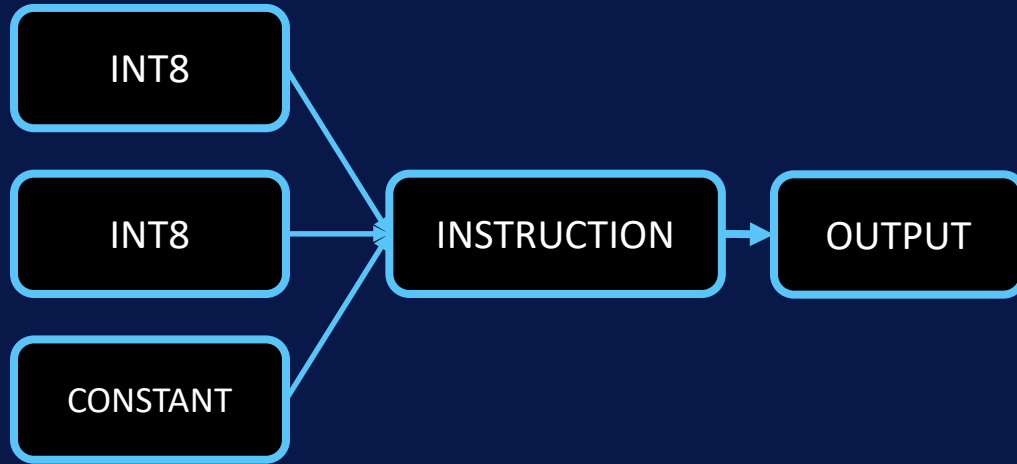
intel.

Intel® DL Boost: DP4a



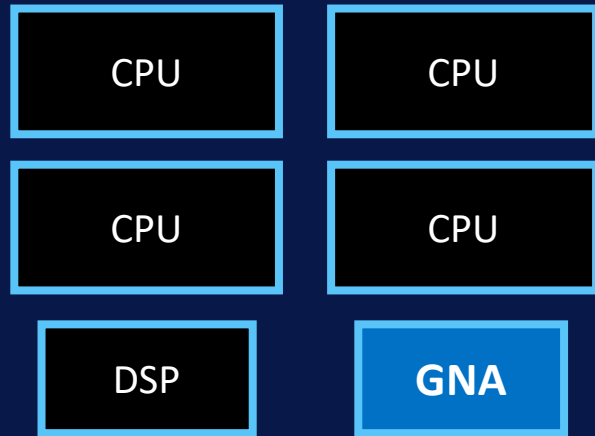
- Introducing 8-bit INT acceleration on Intel® Iris® Xe graphics
- Optimized with Intel® OpenVINO™ Toolkit & OneAPI
- 4X faster than competition (ML Perf)

Intel® DL Boost: VNNI

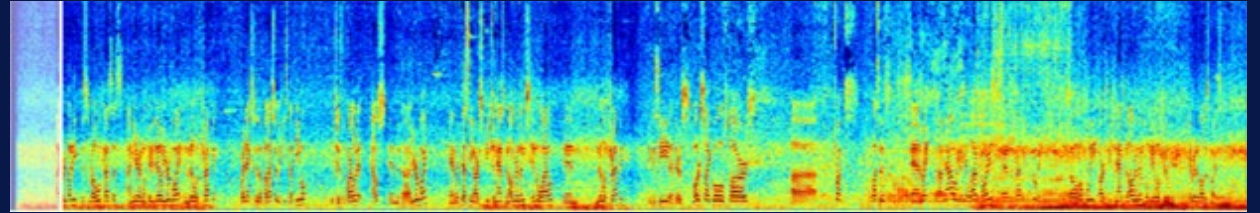


- VNNI (INT8 instruction) to support low precision instructions
- Accessible through industry standard frameworks and libraries
- 1.7X faster than competition (ML Perf)

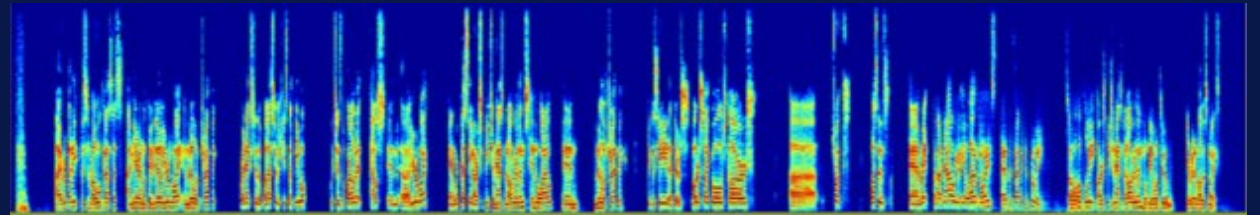
Intel® GNA – Gaussian & Neural Accelerator



Original noisy speech



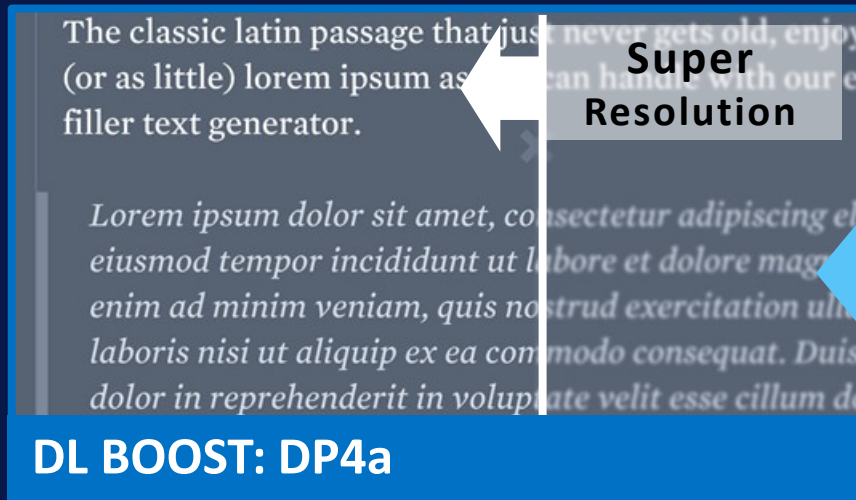
Noise removed



Intel® GNA = Intelligent Noise Cancellation

- Separate IP Block: Intel's lowest power AI Accelerator
- Can operate while the SOC is in lower power states
- Offloads CPU: Reduces power and enables CPU headroom

A Better Collaboration Experience





Collaboration Usage Video

Best for Collaboration

11th Gen Intel® Core™ i7 Processor with Iris® Xe Graphics Wins

Better in Industry Benchmark

SYSMARK25 OVERALL **1.28X** | WEBXPRT3 **1.15X**

Faster with Industry Leading Apps

 1.38X Convert to pdf	 1.30X Chart Export
 1.34X Convert to pdf	 1.16X File Archive

Better in Compelling User Workflow

    **1.24X**
FASTER

BEST PRODUCTIVITY



BEST CONNECTIVITY



UNIQUE FEATURES



Intel Wi-Fi 6 (Gig+)
Best Wi-Fi technology for video conferencing



Thunderbolt™ 4
Truly universal cable connectivity

Modern Standby

Quad-Core Audio DSP

Low power wake-on-voice and A4PC

GNA 2.0

Low power neural noise suppression

Video Super Resolution

Intel exclusive with Amazon Smoother images and shaper text



AV1

Maintain 1080 in lower bandwidth environments

AVX2/Intel® DL Boost

Low power Background Blur

IPU 6.0

Higher quality integrated camera capability

Intel® Core™ i7-1185G7 vs. AMD Ryzen 7 4800U

In thin & light devices, as measured by industry benchmarks, Representative Usage Guide testing, and unique features, including in comparison to AMD Ryzen 7 4800U. For more complete information about performance and benchmark results, visit www.intel.com/11thgen (configuration details in section 2).

intel

Blueprint Series: 11th Gen Intel® Core™ Processor

Boyd Phelps

Vice President, Design Engineering Group

The Intel logo is displayed in white on a dark blue square background. The logo consists of the word "intel" in a lowercase, sans-serif font, with a small registered trademark symbol (®) to the upper right of the dot on the "l".

intel®

Introducing 11th Gen Intel® Core™ Processor

New Willow Cove Cores

Up to 4 Cores / 8 Threads
Up to 4.8GHz

New Converged Chassis Fabric

High Bandwidth / Low Latency
IP and Core Scalable

New Memory Controller

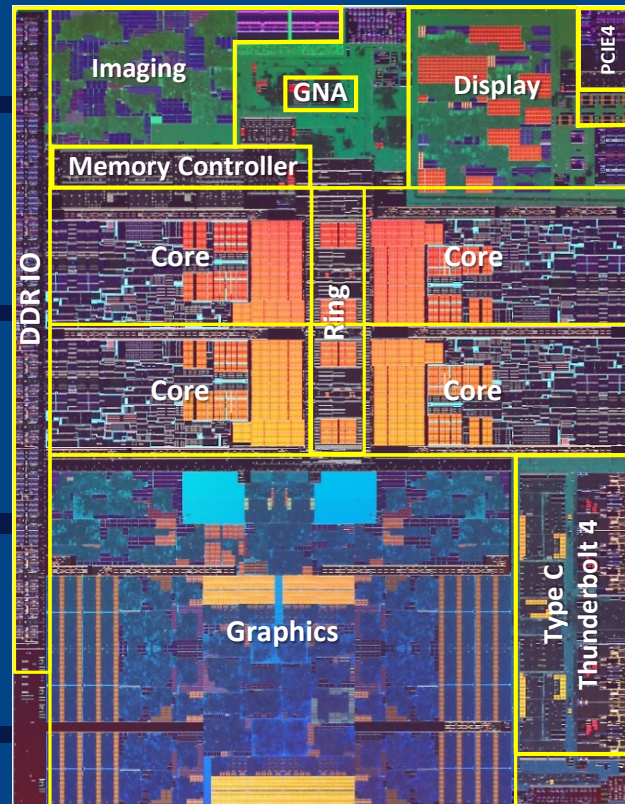
LP4/x-4266 4x32b up to 32GB
DDR4-3200 2x64b up to 64GB

1st Integrated Thunderbolt™ 4

Full 4x DP/USB/PCIe mux on-die
Up to 40Gbps bi-directional per port

1st Integrated PCIe Gen 4 (CPU)

Low Latency, High Bandwidth
SSD or Discrete Graphics Direct CPU Attach



New Iris® Xe Graphics

Up to 96EU – Up to 2x Higher Performance
Intel® Deep learning Boost: DP4A for AI

New 2x MEDIA Encoders

Up to 4K60 10b 4:4:4
Up to 8K30 10b 4:2:0

New 4 x Display Pipes

Up to 1 x 8K60 or 4 x 4K60
DP1.4 HBR3, BT.2020

New Image Processing Unit (IPU6)

Video up to 4K90 resolutions (initially 4K30)
Still image up to 42 megapixels (initially 27MP)

New GNA 2.0

Enhanced Power Management
Autonomous DVFS

11th Gen Intel® Core™ PCH Processor

Integrated Wi-Fi 6 (Gig+)

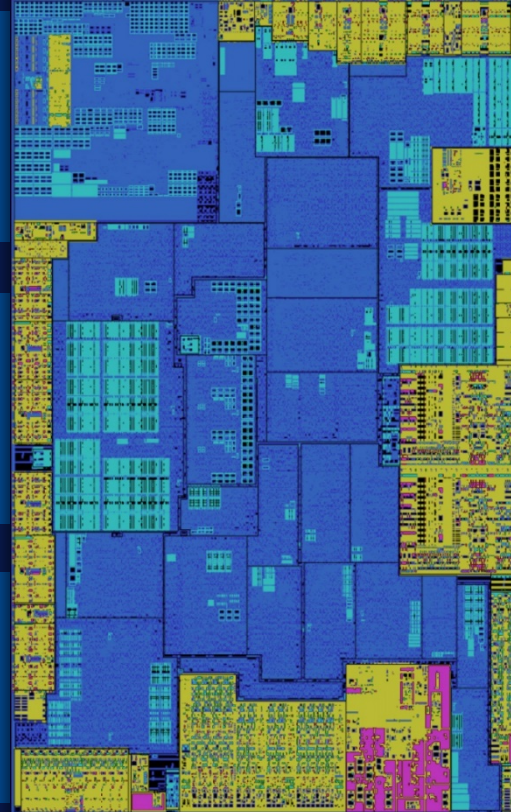
Integrated 802.11ax MAC (CNVi 2)
Discrete RF (Intel® AX201)

Integrated Power Delivery

Fully Integrated Voltage Regulators
CPU and PCH

4th Gen CSME

Improved Crypto, Side Channel Resiliency
Power and EM monitoring



Audio DSP

Programmable Quad Core DSP
Low Power Wake-on-Voice
USB and BT Audio Offload

I/O


x4 USB3 (x10 USB2)
x12 Gen3 PCIe
x2 SATA 6 Gbps
OPIO x8 Gen3.0

Touch Host Controller (THC)


Lower Power, More Responsive
Simultaneous Pen + Touch

11th Gen Intel® Core™ Processor Design Approach


New SuperFin Technology



New Core and Graphics




New Platform Integration




All-new Platform For World's Most Advanced Laptops

In thin & light devices, as measured by industry benchmarks, Representative Usage Guide testing, and unique features, including in comparison to AMD Ryzen 7 4800U.
For more complete information about performance and benchmark results, visit www.intel.com/11thgen (configuration details in section 3).

New SuperFin Technology



New Core and Graphics



New Platform Integration



New High Performance XTOR

Innovation Across the Entire Process Stack, From Channel to Interconnects

New High-performance Tiger Lake Transistors

Additional Gate Pitch
higher drive current


Improved Gate Process
higher channel mobility

Enhanced Epitaxial Source/Drain
lower resistance, increases strain



Improved Metal Stack

Innovation Across the Entire Process Stack, From Channel to Interconnects




Super MIM Capacitor

>4x increase in MIM capacitance

Novel Thin Barrier


reduces via resistance by 30%

Thin layers of different Hi-K materials, each just a few Angstroms thick, stacked in a repeating “superlattice.”




For more complete information about performance and benchmark results, visit www.intel.com/11thgen (configuration details in section 3).

New SuperFin Technology



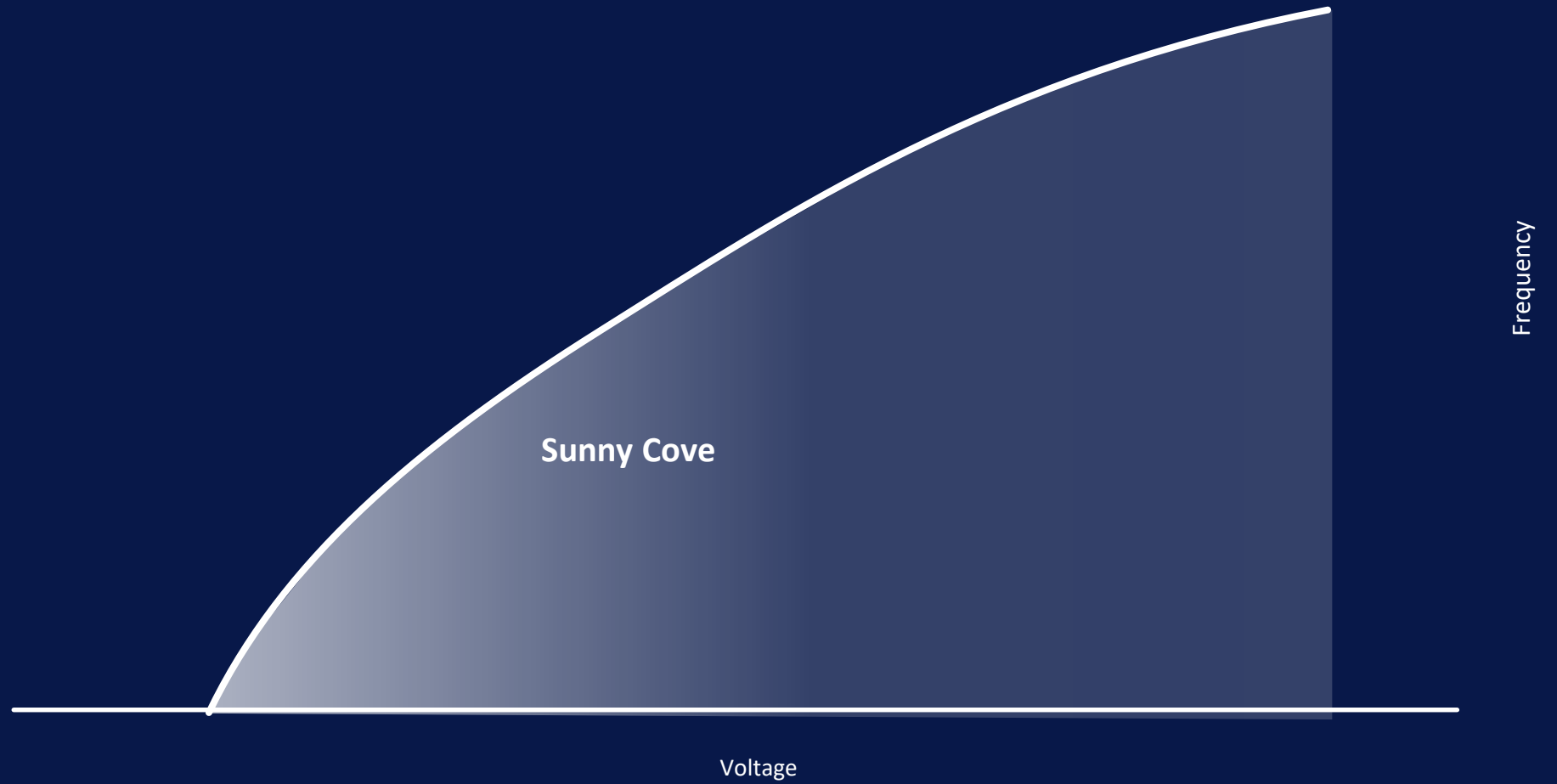
New Core and Graphics



New Platform Integration



The Result

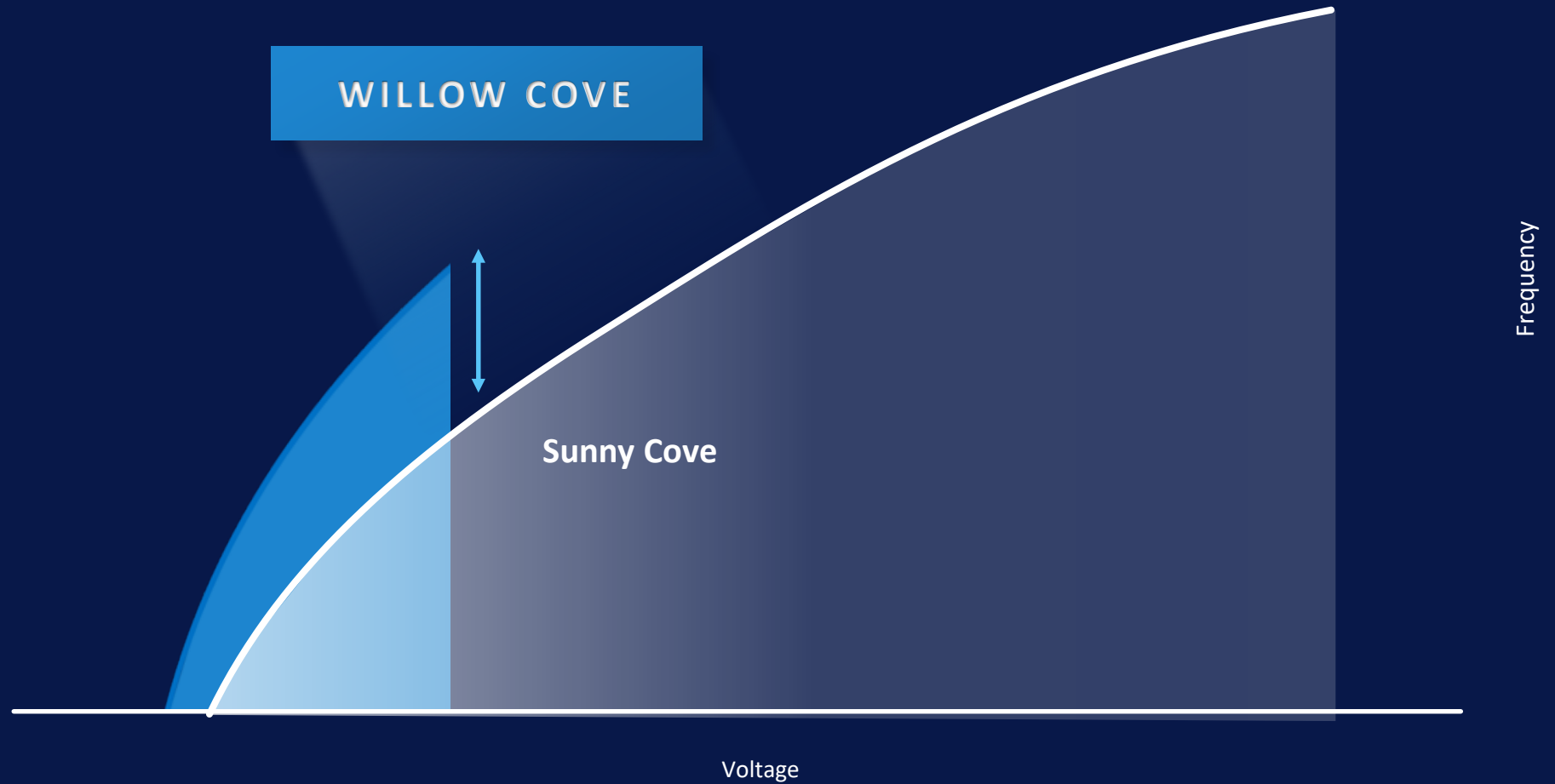


Frequency

Voltage

The Result

Large Frequency Gains



Frequency

Voltage

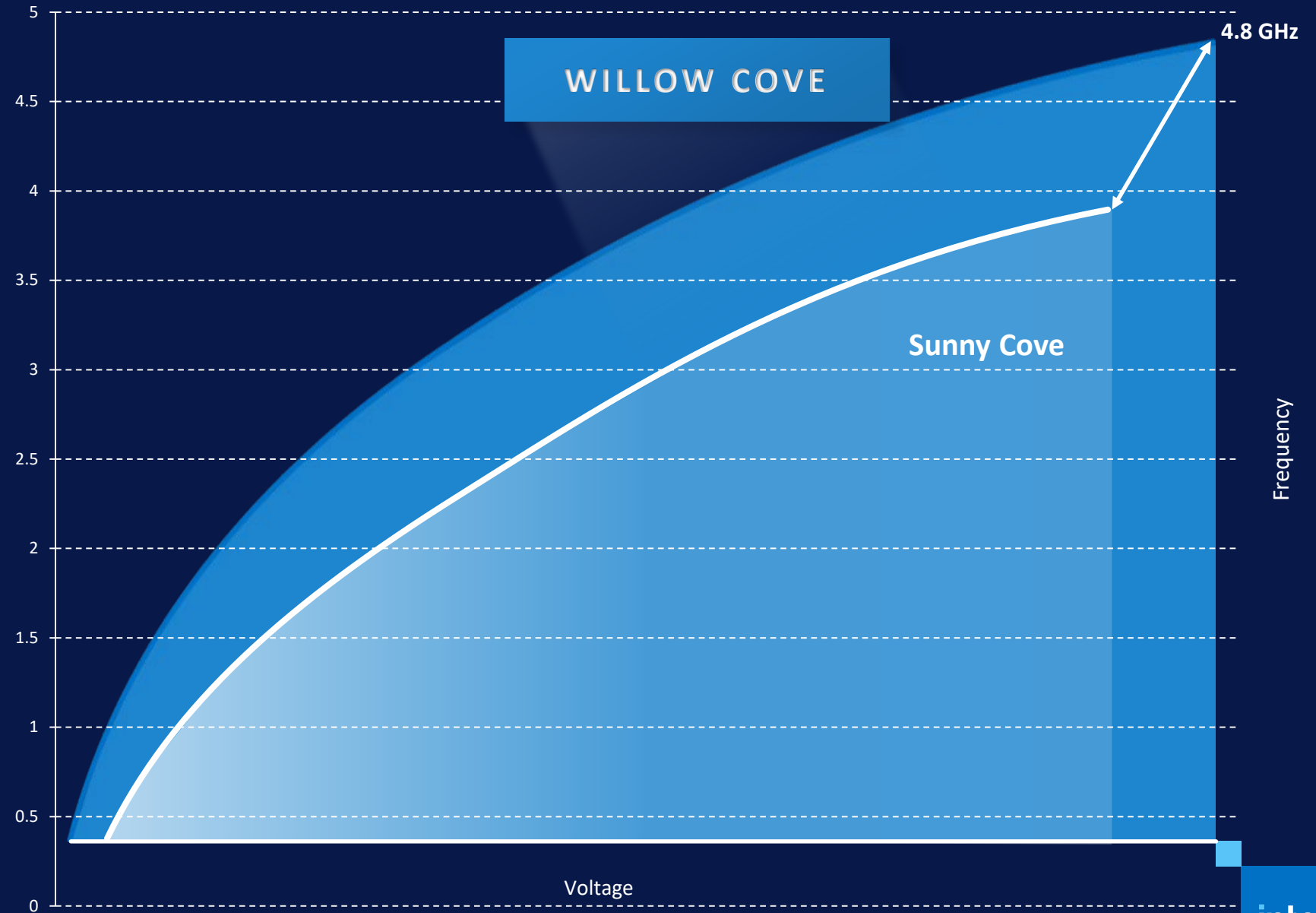
The Result

Increased Efficiency



The Result

Greater Dynamic Range



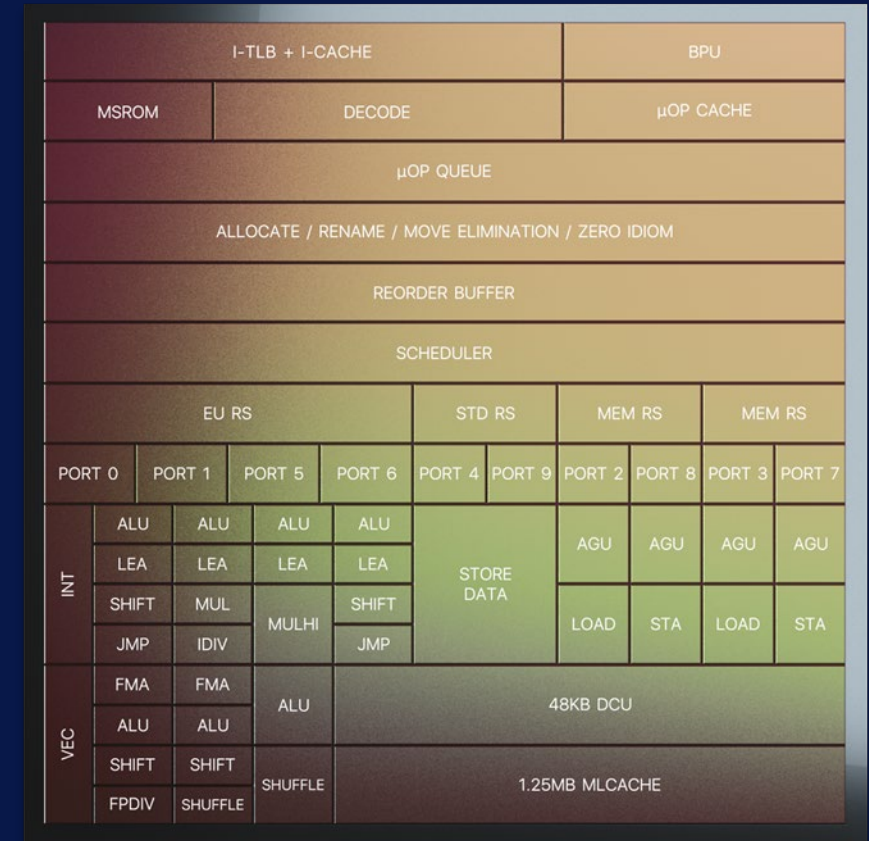
Frequency

Voltage

Willow Cove Core

CPU Core Goals

- Build on the Sunny Cove architectural foundation
- Redesigned caching architecture to larger non-inclusive, 1.25MB MLC
- Control Flow Enforcement technology to help protect against return / jump oriented attacks
- All at a 900 MHz frequency increase over our prior generation!



Intel® Xe Graphics

- Large improvements in performance per watt efficiency
- Up to 96EUs with increased capabilities
- 3.8MB L3 cache
- Feeding the beast: Increased Memory & Fabric efficiency for high bandwidth



Fabrics and Memory

Coherent Fabric


- 2x increase in coherent fabric bandwidth
 - Dual ring microarchitecture
- 50% LLC size increase to non-inclusive
- IO caching

Memory


- More efficient memory bandwidth for graphics & cores
 - Support for up to ~86GB/s of memory bandwidth
 - Deeper, narrower dual memory controller; higher efficiency
- Architectural support for LP4x-4267 and DDR4-3200 (initial) and up to LP5-5400
- Intel® Total Memory Encryption
- In-band ECC protection
- Dedicated Display Ishoc Port for Quality of Service




New SuperFin Technology



New Core and Graphics



New Platform Integration



Display, Imaging, GNA 2.0

Display


- Increased both # of displays supported and higher resolutions & quality for future displays
- Dedicated fabric path to memory to maintain QoS
- Up to 64GB/s of isochronous bandwidth to memory for multiple high-resolution displays

Intel® IPU 6.0

- Imaging pipeline fully implemented in hardware
- Up to 6 sensors with architectural capabilities for:
 - Video up to 4K90 resolutions (initial 4K30)
 - Still image up to 42 megapixels (initial 27MP)

Intel® GNA 2.0

- Dedicated IP for off-loaded, low power neural inferencing
- 1GOP/mW



IO

Integrated Thunderbolt™ 4 and USB4 support

- Up to 40Gb/s bandwidth on each port

Integrated Display output via Type-C Subsystem

- DP alternate Mode
- DP tunnelling over Thunderbolt™
- DP-in ports for discrete graphics card display output to mux over type-C port

4 x PCIe Gen4 on CPU for low latency, high bandwidth device access to memory

- Full 8GB/s bandwidth to memory
- ~100ns less latency when attached to CPU vs PCH



Power Management

Targeted power optimizations

- Deeper package C state turning off all clocks in CPU
- Increased FIVR efficiency at low loads
- Moved always-on logic in fabric, PCIe, Type-C and thermal sensors blocks to gated domains
- Hardware-based save and restore logic

Autonomous DVFS in coherent fabric and memory subsystem to scale frequency and voltage based on bandwidth



PM - DVFS

- Goal is to adapt frequencies (and voltages) to required performance level

CORE


FABRIC

MEMORY


PM - DVFS

- Workload is in a core centric phase with few requests
- Core increases frequency to match required performance
- Fabric and memory reduce frequency to match low number of requests


CORE



FABRIC



MEMORY




PM - DVFS

- Workload enters a phase where requests go out to fabric and hit the large LLC
- Core reduces the frequency, while fabric increases it to match the increasing number of requests
- Memory stays at low frequency since requests are served from cache


CORE



FABRIC



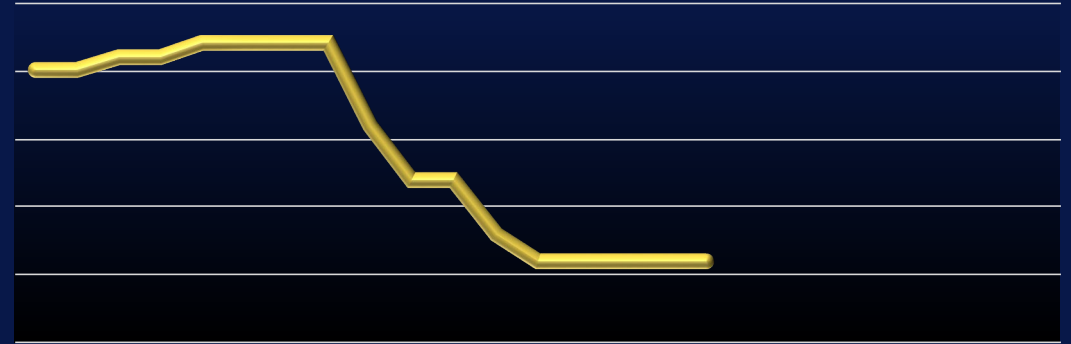
MEMORY



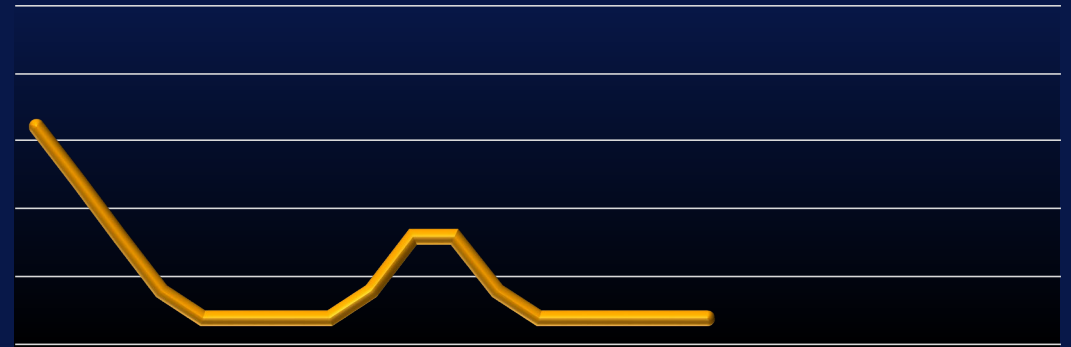
PM - DVFS

- Workload enters a phase where data requests miss in the LLC and go to memory
- Core keeps reducing frequency
- Memory increases frequency to match the increasing demand
- Fabric can reduce frequency

CORE



FABRIC



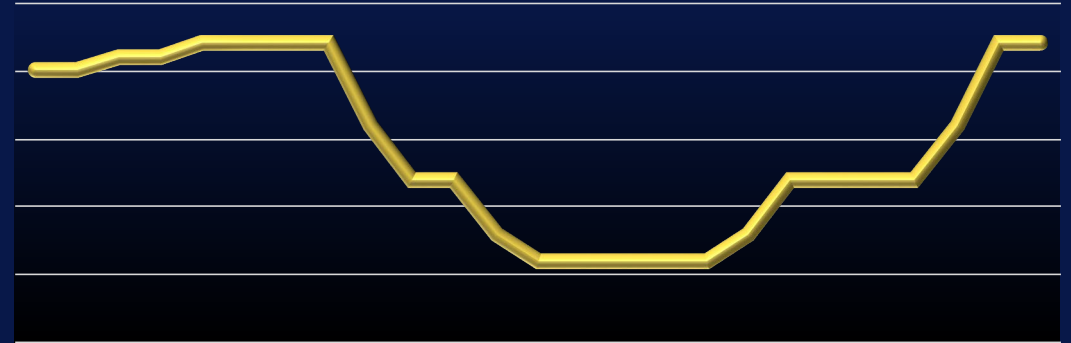
MEMORY



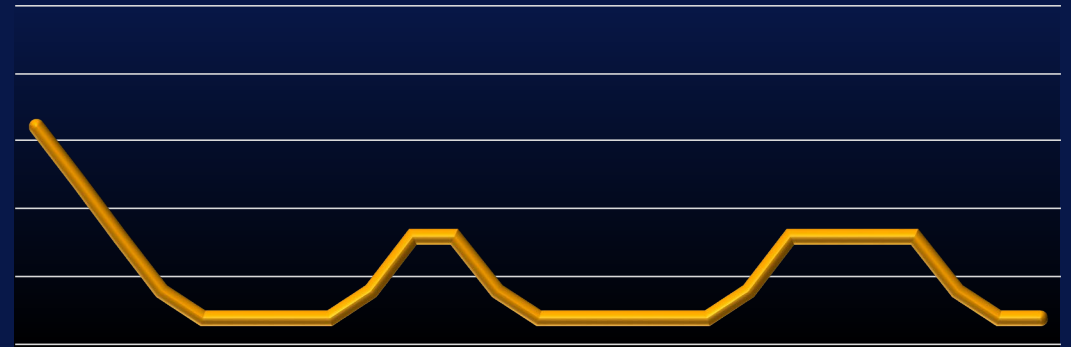
PM - DVFS

- Working set is within the core caches, core raises the frequency to deliver max frequency, while fabric and memory stay at the minimum frequency to deliver the few requests

CORE



FABRIC



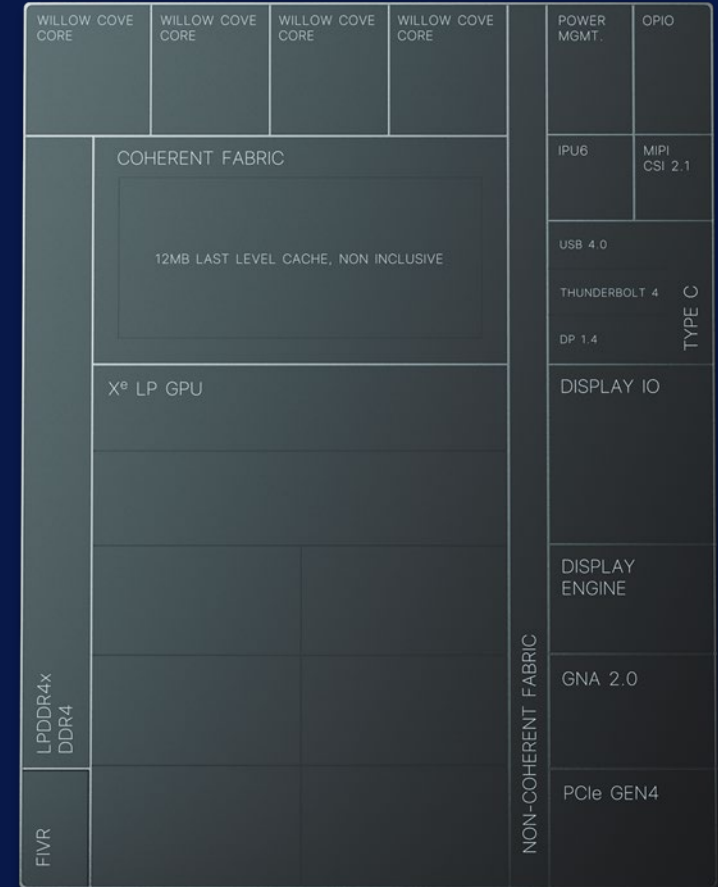
MEMORY



Tiger Lake SoC Architecture

Leveraging Process Tech Improvements, Tiger Lake SoC Architecture delivers significant advancements across a wide set of SoC IPs, with:

- More than a generational increase in CPU performance in Willow Cove CPU core:
 - Up to 24% Higher vs Ice Lake
- Massive improvements in graphics power efficiency and performance in Intel® Xe-LP graphics IP
 - Up to 2X Higher Game fps vs Ice Lake
- Improved fabric and memory to deliver more bandwidth *efficiently*
- Rich I/O... and much more!



Best for Productivity

11th Gen Intel® Core™ i7 Processor with Iris® Xe Graphics Wins

SYSmark 25
(Overall score) **1.28X**
HIGHER

WebXPRT 3 **1.15X**
FASTER



1.30X
FASTER CHART EXPORT



1.38X
FASTER DOCUMENT TO PDF




1.34X
FASTER DOCUMENT TO PDF



1.16X
FASTER FILE ARCHIVE

Office Productivity

 **1.24X**
FASTER

Only Processor with Integrated



Tiger Lake

Wi-Fi 6 (Gig+) Thunderbolt™ 4

BEST-IN-CLASS WIRELESS & WIRED CONNECTIVITY

INDUSTRY BENCHMARK



LEADING APPLICATION TASKS



COMPELLING USER WORKFLOWS



UNIQUE FEATURES

Intel® Core™ i7-1185G7 vs. AMD Ryzen 7 4800U

In thin & light devices, as measured by industry benchmarks, Representative Usage Guide testing, and unique features, including in comparison to AMD Ryzen 7 4800U.
For more complete information about performance and benchmark results, visit www.intel.com/11thgen (configuration details in section 3).

intel.

Blueprint Series: 11th Gen Intel® Core™ Processor

Tom Petersen
Intel Fellow

The Intel logo is displayed in white on a dark blue square background. The logo consists of the word "intel" in a lowercase, sans-serif font, with a small registered trademark symbol (®) to the upper right of the "l".

intel®

Another Big Year-over-Year Advancement

Intel® Iris® Xe Graphics

2.01X



1.52X



1.66X



1.70X

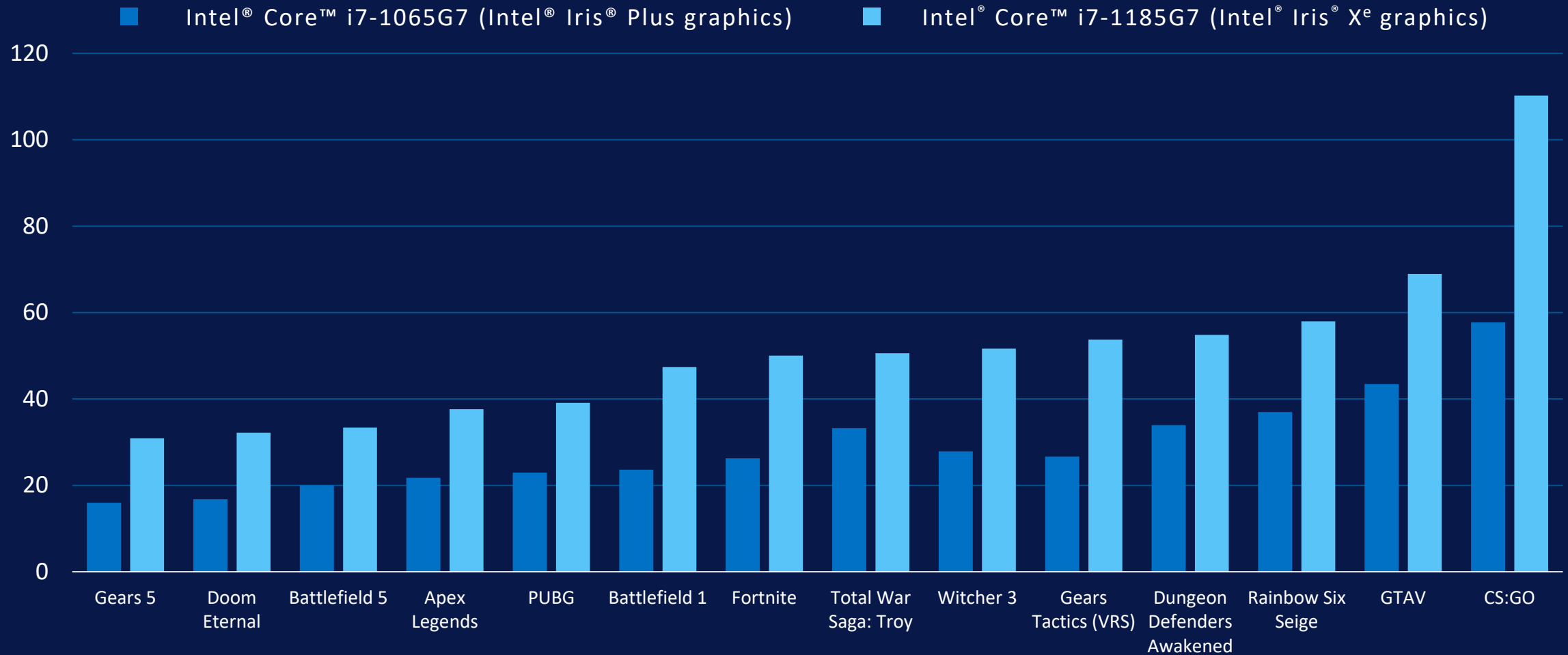




Gen-Over-Gen Gaming

Up to 2X Gen-over-Gen Performance... Again

Intel® Iris® Xe Graphics



For more complete information about performance and benchmark results, visit www.intel.com/11thgen (configuration details in section 4).

Low Power, High Performance Intel® Iris® Xe Graphics

Up to 96 EUs
Up to 1.35 GHz

New 8-wide vector units with support for Intel® DL Boost: DP4a

New L1 data cache
Up to 3.8 MB L3



2X bandwidth to the memory fabric

Up to 48 texels/clock
Up to 24 pixels/clock

End-to-End Compression

Variable Rate Shading

For more complete information about performance and benchmark results, visit www.intel.com/11thgen (configuration details in section 4).

Generational Leap in Capacity

Intel® Iris® X^e Graphics

	Intel® Iris® Plus Graphics (ICL Gen11)	Intel® Iris® X ^e Graphics (TGL X ^e -LP)	Improvement
EUs	64	96	1.5X
Frequency (GHz)	1.10	1.35	1.23X
FP32 (TFLOPs)	1.13	2.07	1.84X
FP16 (TFLOPs)	2.25	4.15	1.84X
INT8 (TOPs)	-	8.29	3.68X*
Pixels (Gpixels/s)	17.6	32.4	1.84X
Geometry (Gprimitives/s)	1.10	2.7	2.45X
L3 Cache (KB)	3072	3840	1.25X

* Compared to Intel® Iris® Plus graphics FP16

For more complete information about performance and benchmark results, visit www.intel.com/11thgen (configuration details in section 4).

Extra Performance Boost with VRS



Extra Performance Boost with VRS



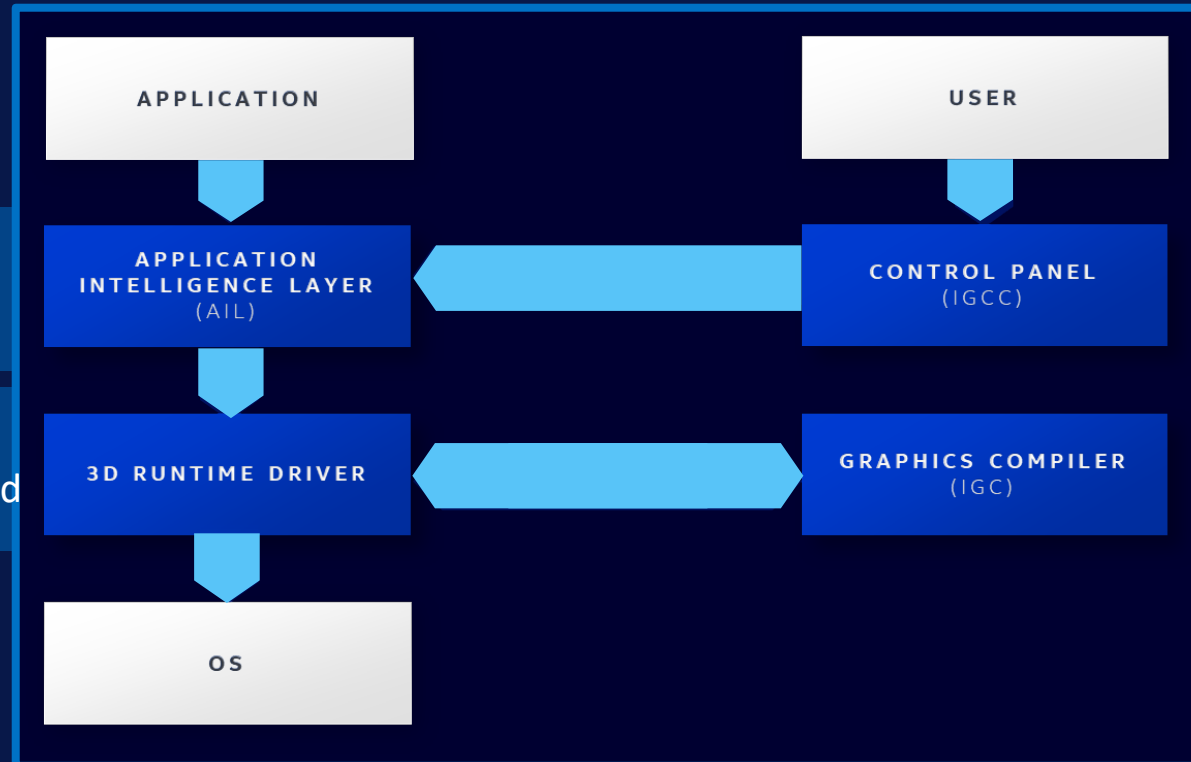
Intel® Iris® Xe Graphics Software Stack

New Instant Game Tuning
Fast and seamless delivery of
game optimizations

New DirectX 11 driver
Built from scratch for low overhead

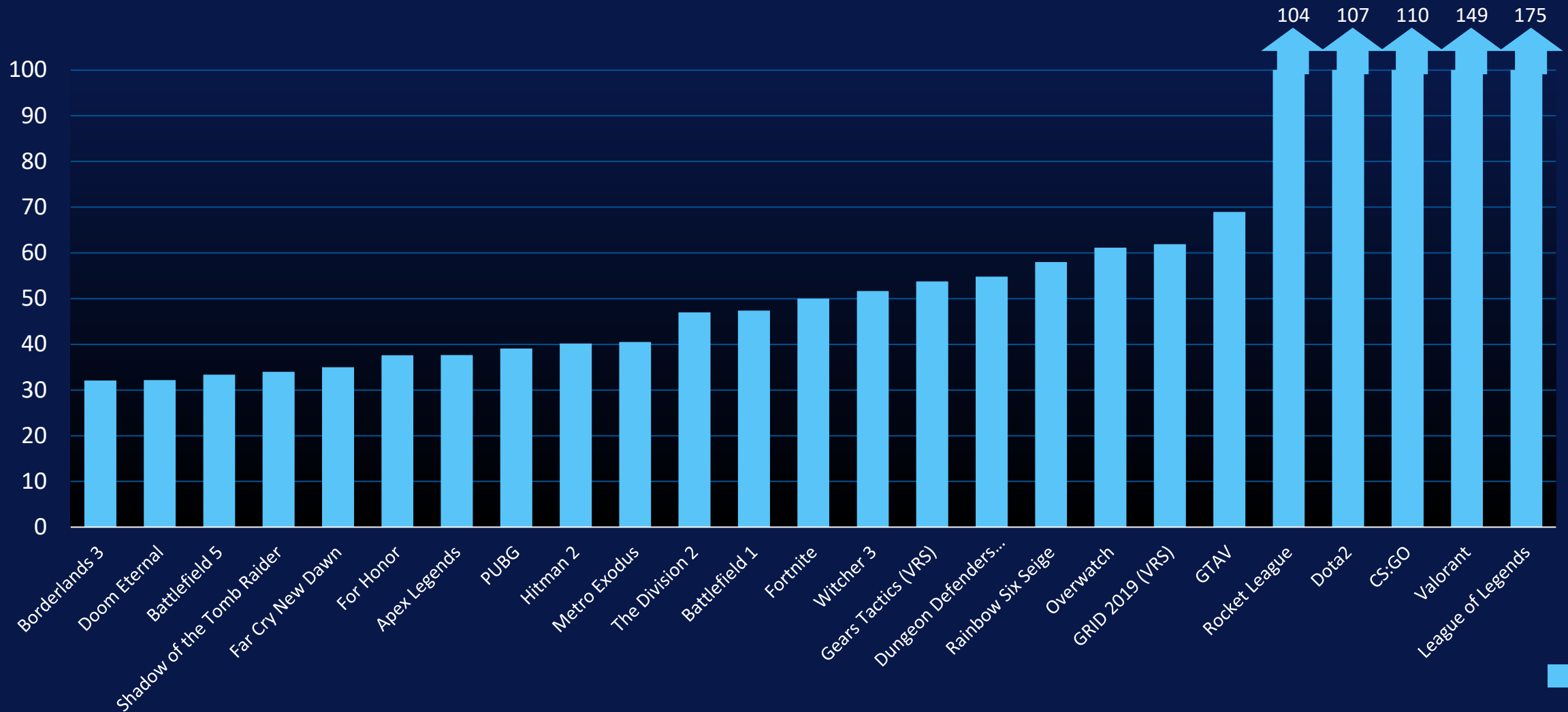
New Game Sharpening
Perceptual adaptive
sharpening filter

New GPU Profile-Guided
Optimizations



Playable Titles at 1080p!

Intel® Iris® Xe Graphics



For more complete information about performance and benchmark results, visit www.intel.com/11thgen (configuration details in section 4).

Up Level Gaming vs. Competition

Intel® Iris® Xe Graphics

1.76X



1.52X



1.49X



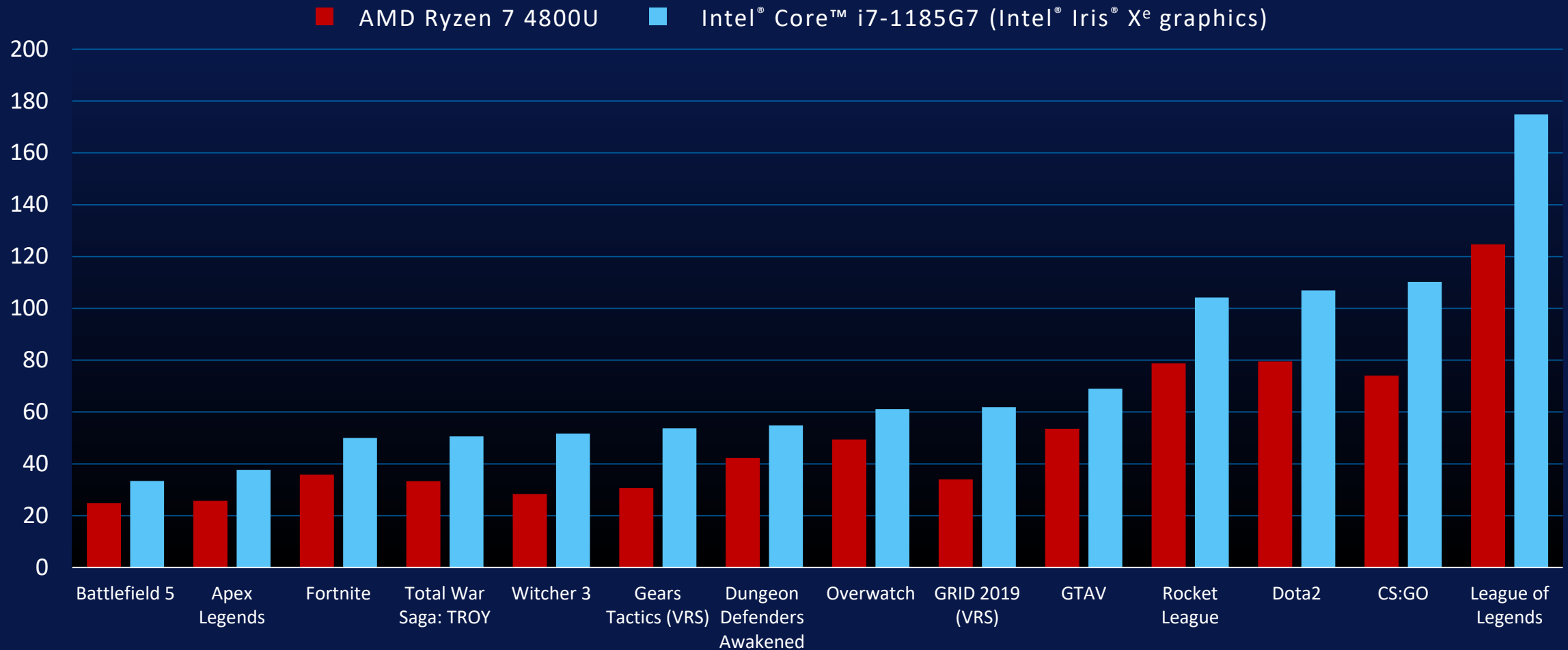
1.82X



Gaming vs. Competition

Up to 1.8x Performance Benefit vs Competition

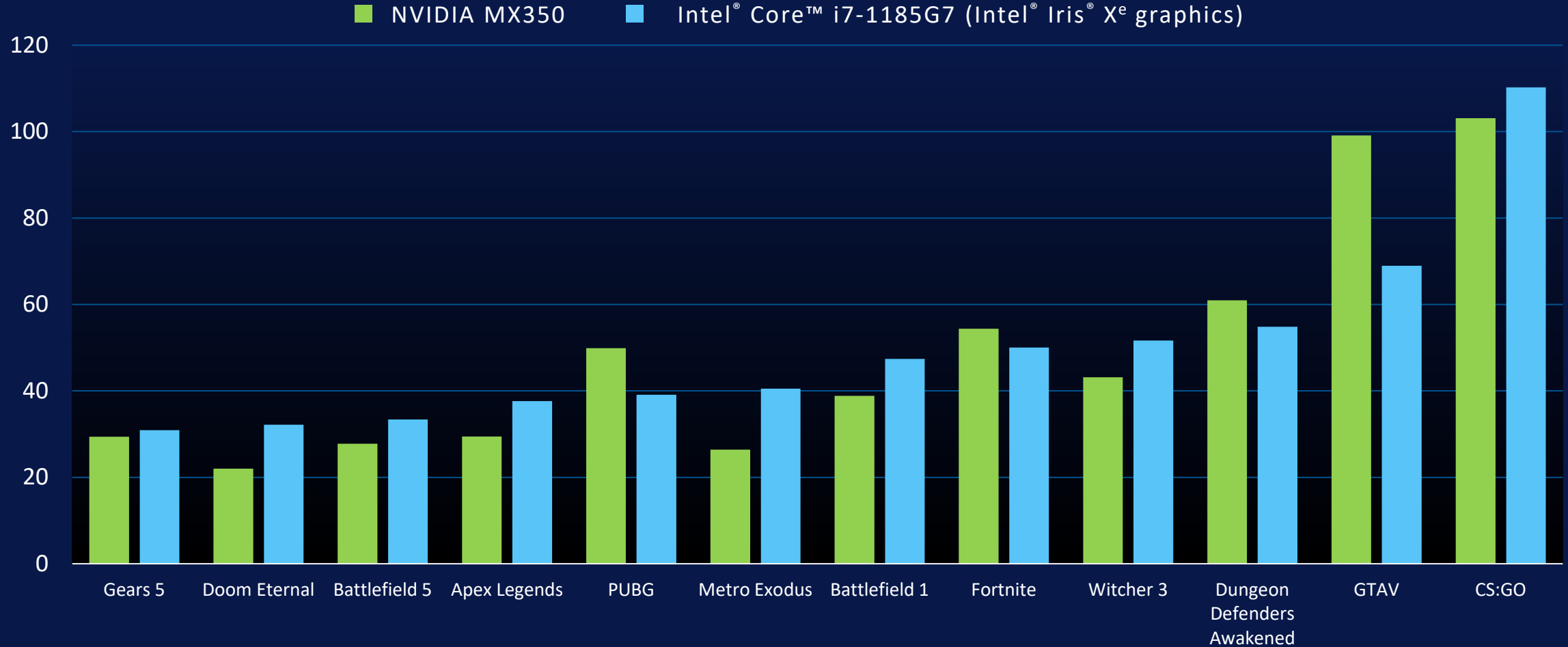
Intel® Iris® Xe Graphics



For more complete information about performance and benchmark results, visit www.intel.com/11thgen (configuration details in section 4).

Trading Blows with Discrete Graphics

Intel® Iris® Xe Graphics



For more complete information about performance and benchmark results, visit www.intel.com/11thgen (configuration details in section 4).

Delivering Billions of Brilliant Colors

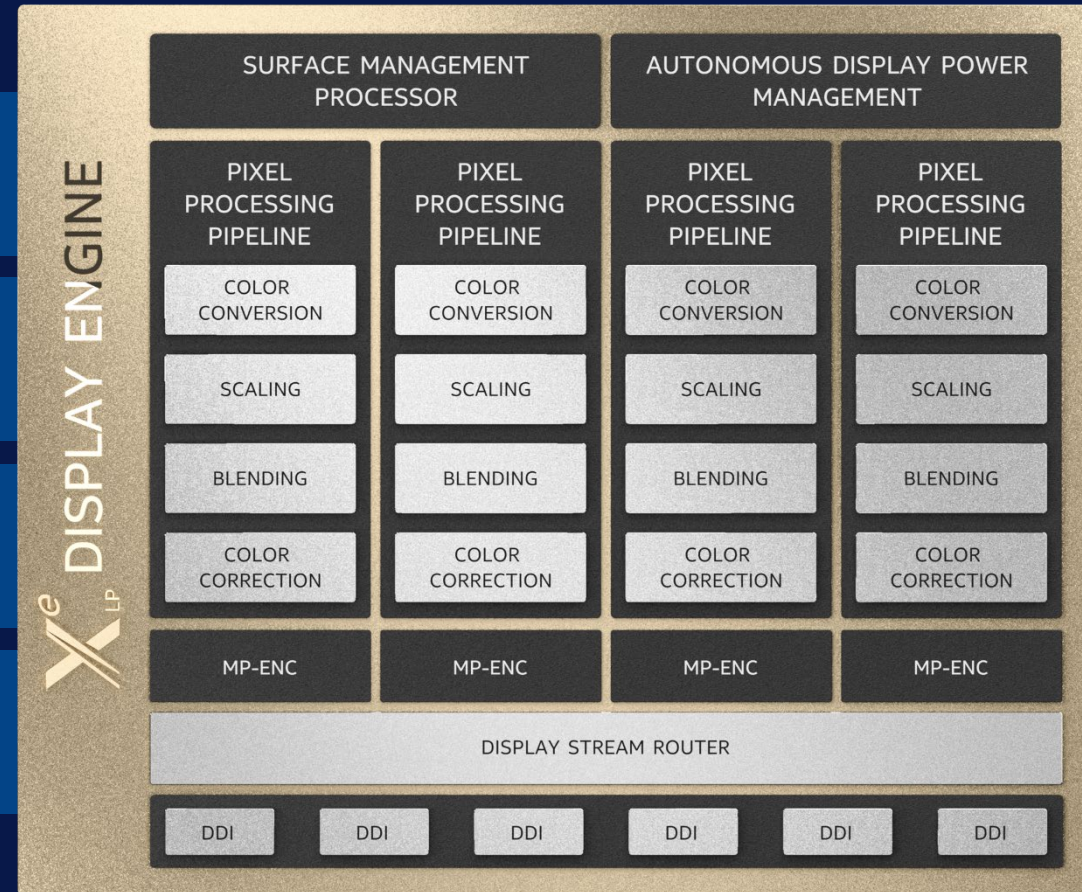
Intel® Iris® Xe Display Engine

Up to 4 Displays

DP1.4, HDMI2.0, TBT4, USB4 Type-C

HDR10/Dolby Vision

Up to 360Hz and Adaptive Sync



High Quality, Blazing Fast Encode & Decode

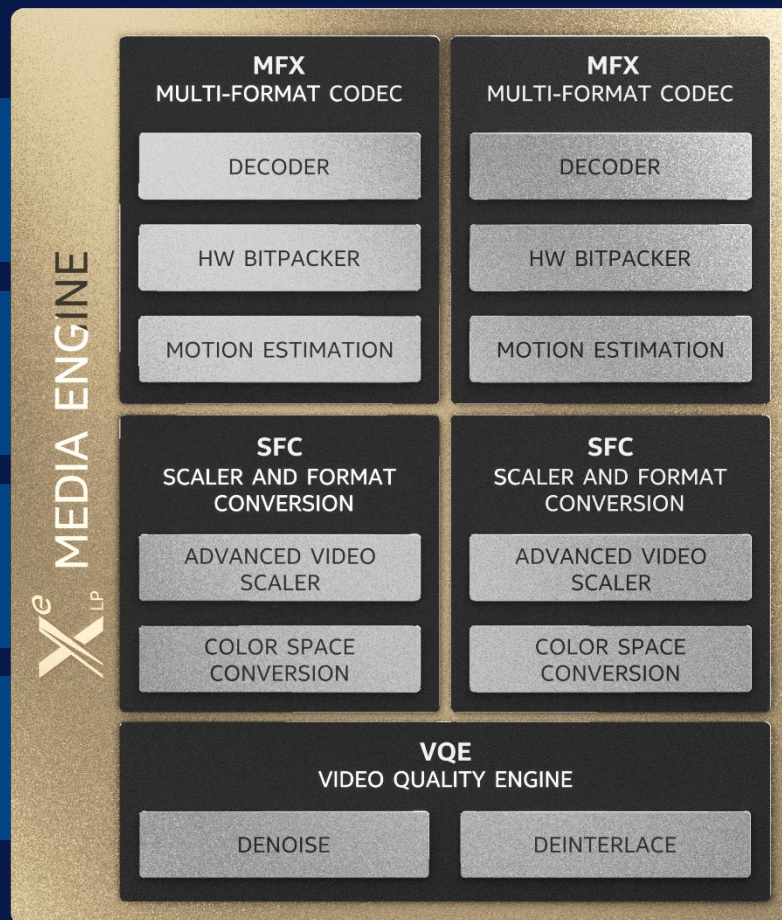
Intel® Iris® Xe Media Engine

Low power 4K HDR10 and
Dolby Vision playback

Dedicated AV1 decode hardware

12-bit end-to-end video pipeline

Broad codec support
AVC, VP9, HEVC, and AV1



YouTube

"At YouTube we're always looking for new technologies to give our users the best experience. This is a great win for our users because it can mean faster video load times, less network usage, and better-looking video."

Ritz Campbell, Product Manager at YouTube

Delivering 2x Encode Performance Over Competition

Intel® Core™ i7-1185G7 vs AMD Ryzen 7 4800U. For more complete information about performance and benchmark results, visit www.intel.com/11thgen.

intel

Horsepower to Game and Stream

Intel® Iris® Xe Graphics

Counter-Strike: Global Offensive (Streaming)



AMD Ryzen 7 4800U

Intel® Core™ i7-1185G7

For more complete information about performance and benchmark results, visit www.intel.com/11thgen.

intel.



Game + Stream

Best for Gaming

11th Gen Intel® Core™ i7 Processors with Iris® Xe Graphics Wins

3DMark Fire Strike
(Graphics score) **1.67X**
HIGHER

INDUSTRY BENCHMARK



Witcher 3
Medium setting **1.82X** BETTER

Gears Tactics
Medium setting **1.76X** BETTER


Apex Legends
High setting **1.46X** BETTER

League of Legends
Medium setting **1.40X** BETTER

LEADING APPLICATION TASKS



Game Streaming **>2X**
Higher FPS


Game & stream at 1080p

COMPELLING USER WORKFLOWS

Variable Rate Shading **1.3X**
Higher FPS



Intel Wi-Fi 6 (Gig+)
Best Wi-Fi technology for gaming
with lower latency in multiclient
home environments



Thunderbolt™ 4
Truly universal cable
connectivity

UNIQUE FEATURES

Delivering the Best Gaming Performance on the Most Played Games for Thin & Light

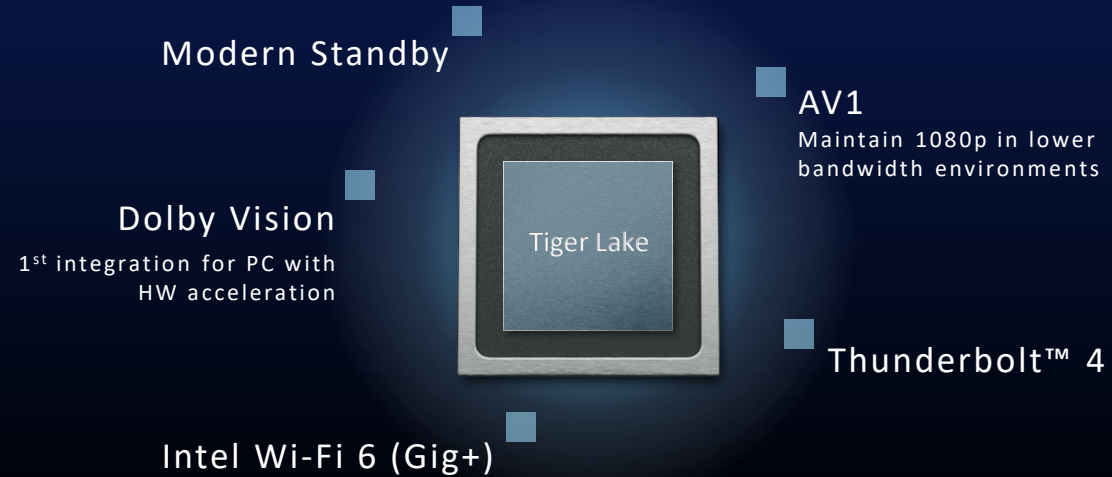
Intel® Core™ i7-1185G7 vs. AMD Ryzen 7 4800U

In thin & light devices, as measured by industry benchmarks, Representative Usage Guide testing, and unique features, including in comparison to AMD Ryzen 7 4800U.
For more complete information about performance and benchmark results, visit www.intel.com/11thgen (configuration details in section 4).

intel.

Best for Entertainment

11th Gen Intel® Core™ i7 Processors with Iris® Xe Graphics Wins



UNIQUE FEATURES



INDUSTRY LEADING APPLICATIONS



COMPELLING USER BENEFITS

Intel® Core™ i7-1185G7 vs. AMD Ryzen 7 4800U

In thin & light devices, as measured by industry benchmarks, Representative Usage Guide testing, and unique features, including in comparison to AMD Ryzen 7 4800U. For more complete information about performance and benchmark results, visit www.intel.com/11thgen (configuration details in section 4).

intel

Blueprint Series: 11th Gen Intel® Core™ Processor

Ryan Shrout

Intel Chief Performance Strategist
Senior Director of Client Technical Marketing

The Intel logo is displayed in white on a dark blue square background. The logo consists of the word "intel" in a lowercase, sans-serif font, with a small registered trademark symbol (®) to the upper right of the dot on the "l".

intel®

11th Gen Intel® Core™ Processors

PROCESSOR NUMBER	CORES/ THREADS	GRAPHICS (EUs)	CACHE (MB)	OPERATING RANGE (W)	BASE CLOCK SPEED (GHZ)	MAXIMUM SINGLE CORE TURBO FREQ (GHZ)	MAXIMUM ALL CORE TURBO FREQ (GHZ)	GRAPHICS MAX FREQ (GHZ)	MEMORY SUPPORT
i7-1185G7	4C/8T	96	12	12-28	3.0	4.8	4.3	1.35	DDR4-3200 LPDDR4x-4266
i7-1165G7	4C/8T	96	12	12-28	2.8	4.7	4.1	1.3	"
i5-1135G7	4C/8T	80	8	12-28	2.4	4.2	3.8	1.3	"
i3-1125G4*	4C/8T	48	8	12-28	2.0	3.7	3.3	1.25	DDR4-3200 LPDDR4x-3733
i3-1115G4	2C/4T	48	6	12-28	3.0	4.1	4.1	1.25	DDR4-3200 LPDDR4x-3733
i7-1160G7	4C/8T	96	12	7-15	1.2	4.4	3.6	1.1	LPDDR4x-4266
i5-1130G7	4C/8T	80	8	7-15	1.1	4.0	3.4	1.1	"
i3-1120G4*	4C/8T	48	8	7-15	1.1	3.5	3.0	1.1	"
i3-1110G4	2C/4T	48	6	7-15	1.8	3.9	3.9	1.1	"

* Available 2021

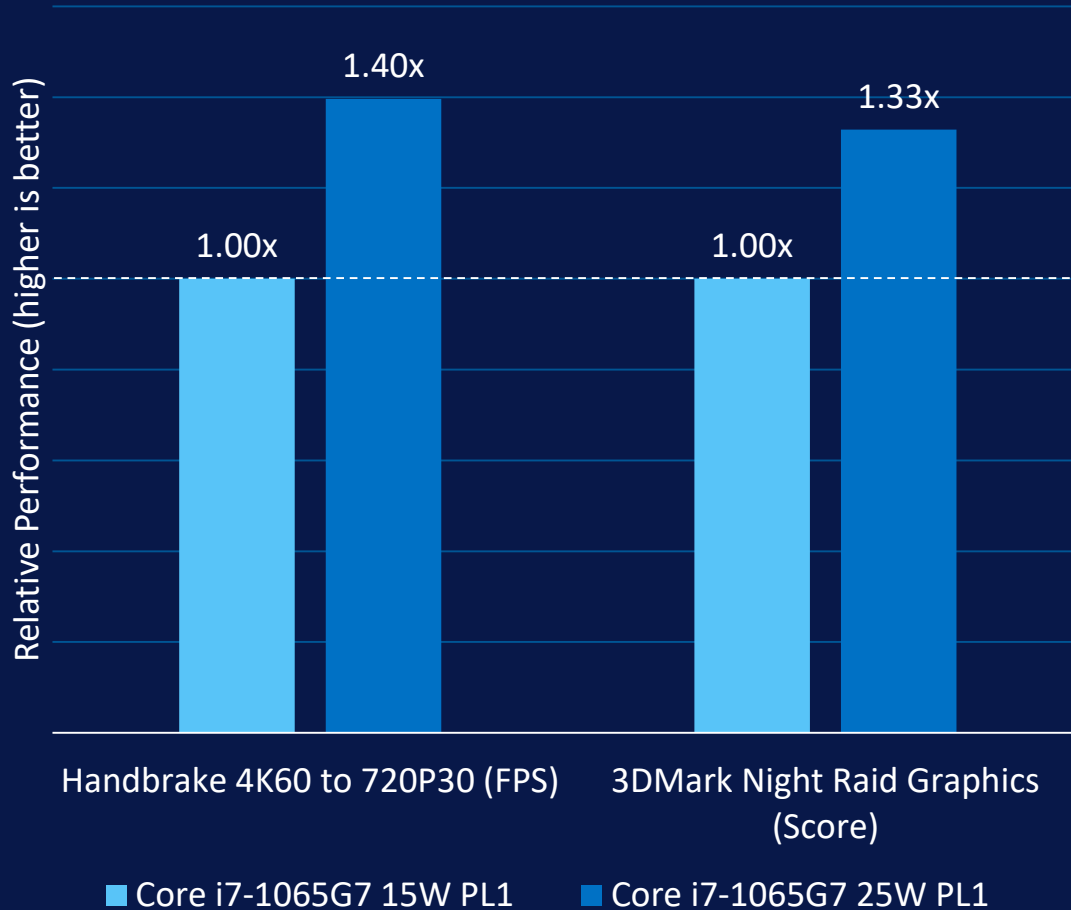
11th Gen Intel® Core™ Processors

PROCESSOR NUMBER	CORES/ THREADS	GRAPHICS (EUs)	CACHE (MB)	OPERATING RANGE (W)	BASE CLOCK SPEED (GHZ)	MAXIMUM SINGLE CORE TURBO FREQ (GHZ)	MAXIMUM ALL CORE TURBO FREQ (GHZ)	GRAPHICS MAX FREQ (GHZ)	MEMORY SUPPORT
i7-1185G7	4C/8T	96	12	12-28	3.0	4.8	4.3	1.35	DDR4-3200 LPDDR4x-4266
i7-1165G7	4C/8T	96	12	12-28	2.8	4.7	4.1	1.3	"
i5-1135G7	4C/8T	80	8	12-28	2.4	4.2	3.8	1.3	"
i3-1125G4*	4C/8T	48	8	12-28	2.0	3.7	3.3	1.25	DDR4-3200 LPDDR4x-3733
i3-1115G4	2C/4T	48	6	12-28	3.0	4.1	4.1	1.25	DDR4-3200 LPDDR4x-3733
i7-1160G7	4C/8T	96	12	7-15	1.2	4.4	3.6	1.1	LPDDR4x-4266
i5-1130G7	4C/8T	80	8	7-15	1.1	4.0	3.4	1.1	"
i3-1120G4*	4C/8T	48	8	7-15	1.1	3.5	3.0	1.1	"
i3-1110G4	2C/4T	48	6	7-15	1.8	3.9	3.9	1.1	"

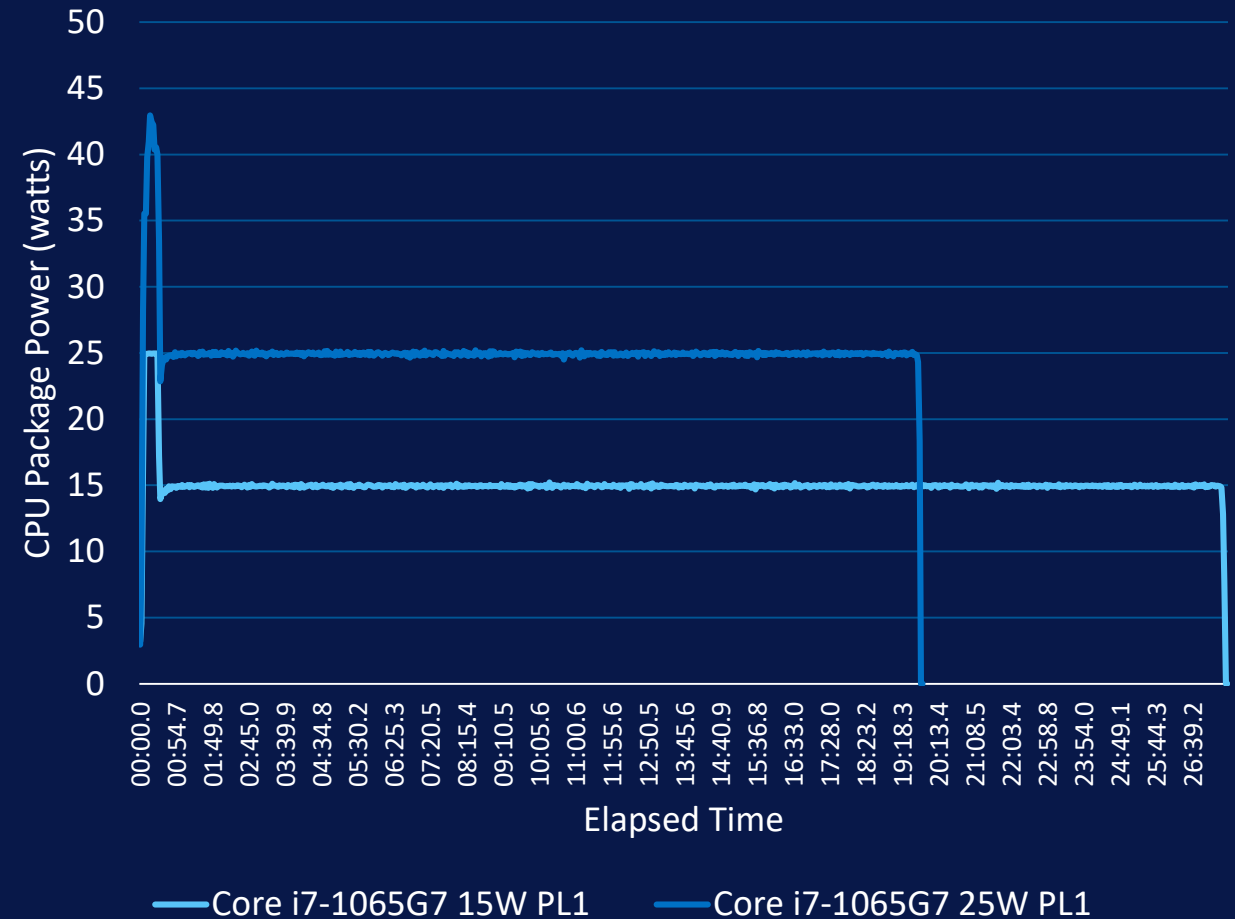
* Available 2021

Scalability – 10th Gen Intel® Core™ Processor

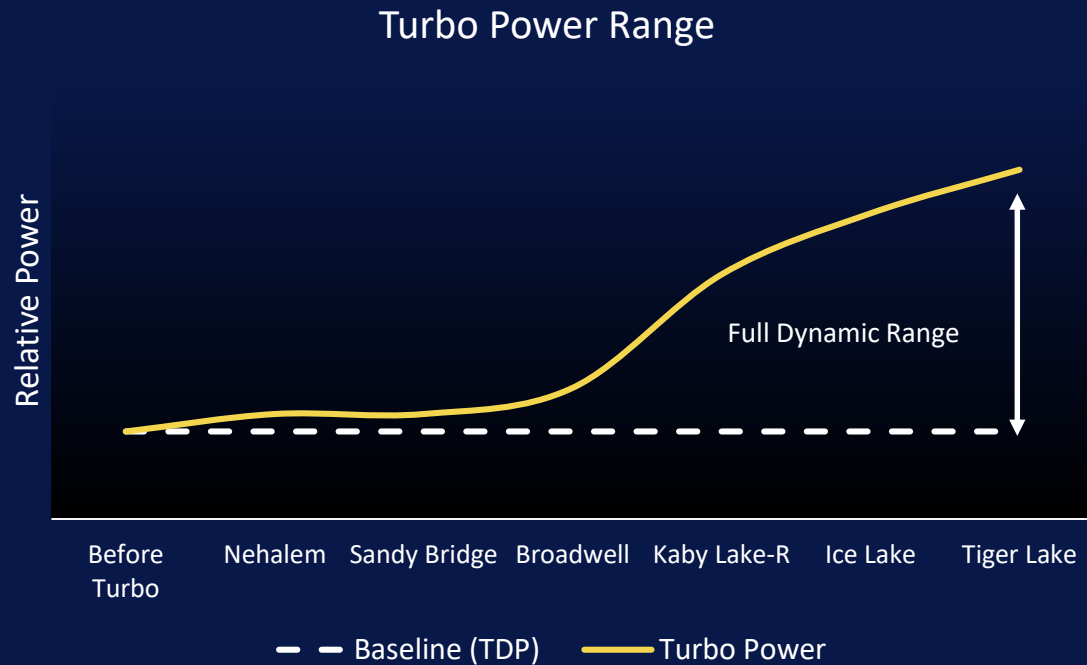
10th Gen (Ice Lake) PL1 Performance Scaling



CPU Power - Handbrake 4K60 to 720P30



Intel Turbo Technology and System Design

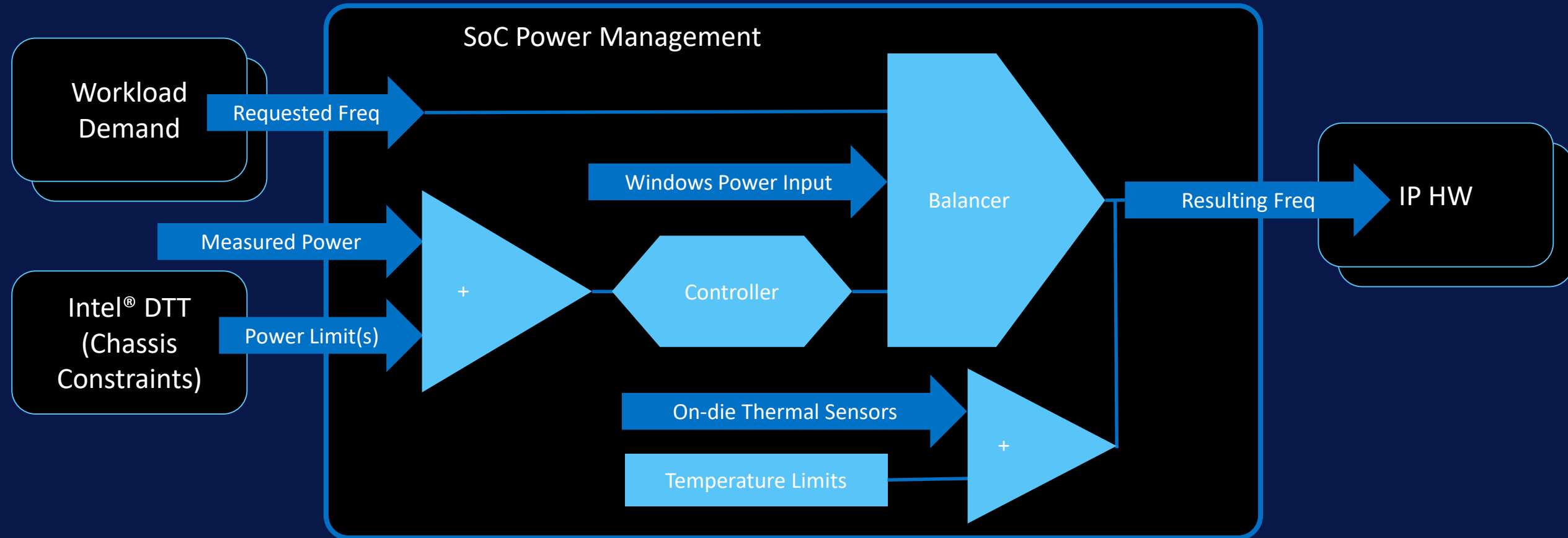


- Intel® Turbo Boost Technology capability has greatly expanded since its introduction
- Systems are no longer designed to a static power level
- The SoC operates dynamically anywhere within the full range

Systems Maximize Performance by Tuning the SoC Power Controls to the Physical Characteristics of the System Design

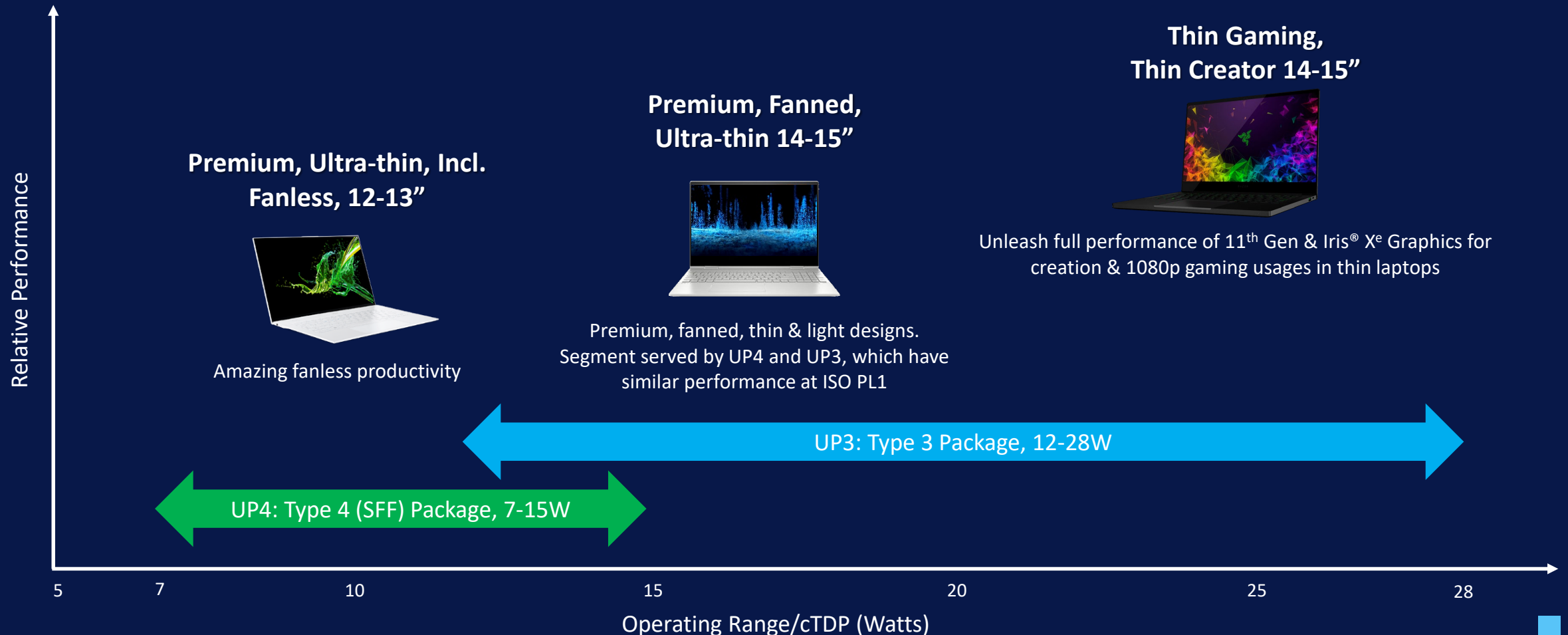
What Determines System Performance?

Hint: It's not TDP



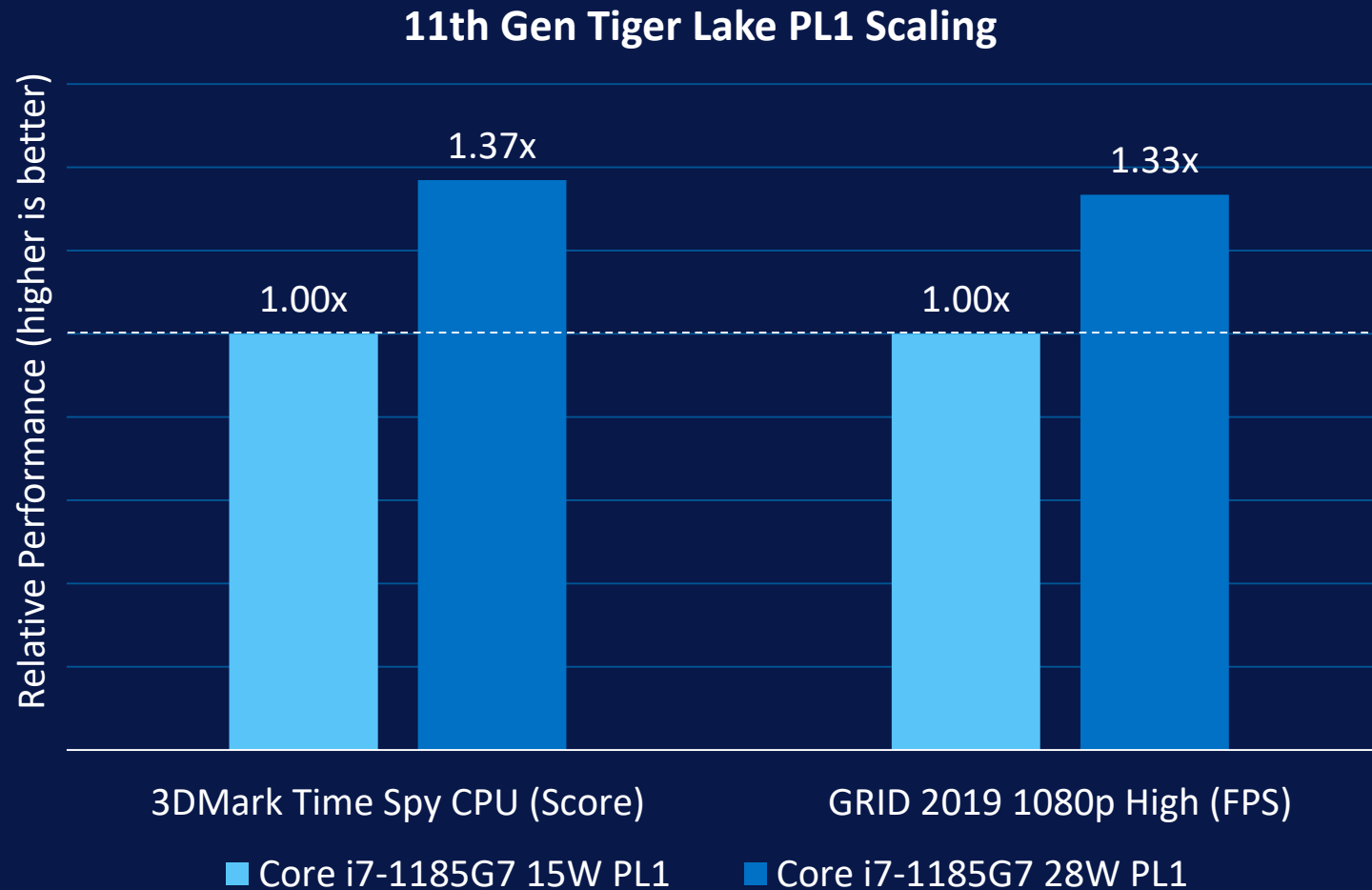
Intelligent Performance That Scales

A Performance Leap for 12" Ultra-Thin Fanless to 15" Thin Gaming & Creation



For more complete information about performance and benchmark results, visit www.intel.com/11thgen (configuration details in section 5).

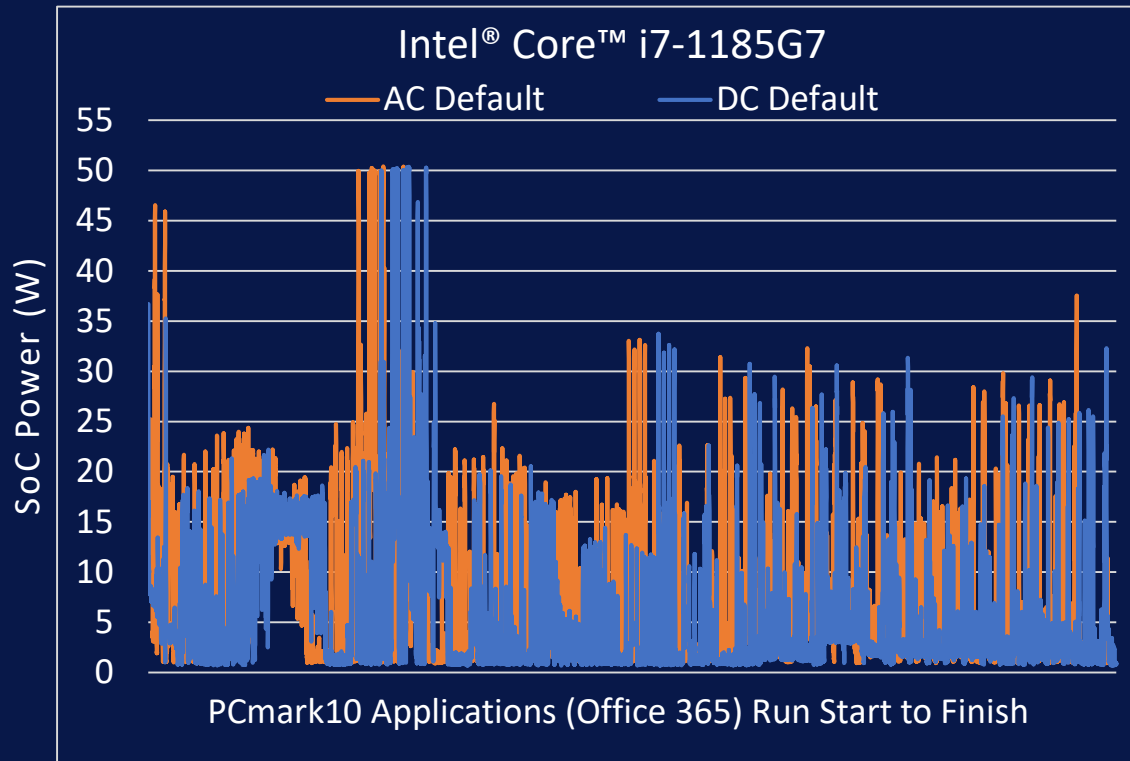
Scalability – 11th Gen Intel® Core™ Processor



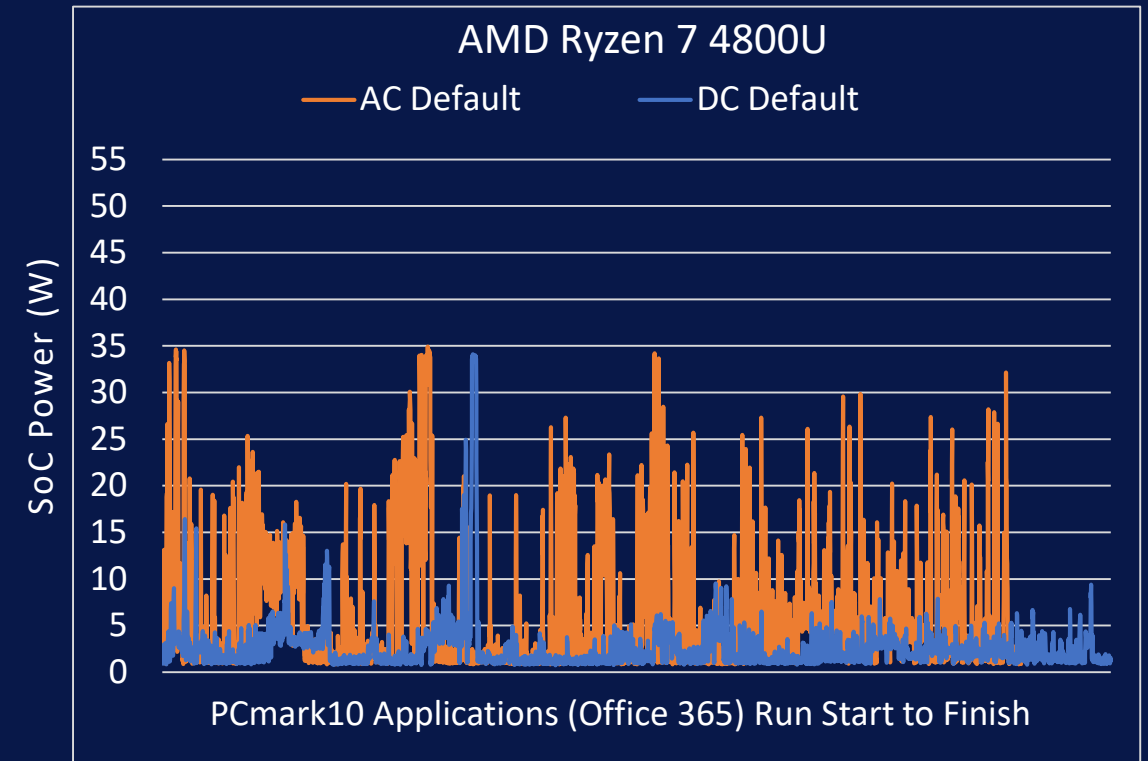
For more complete information about performance and benchmark results, visit www.intel.com/11thgen (configuration details in section 5).

Performance on AC and DC

~5% Performance delta on AC vs DC



~38% Performance delta on AC vs DC



**Mobile PC Customers Expect
Responsiveness and Performance on Battery**




For more complete information about performance and benchmark results, visit www.intel.com/11thgen (configuration details in section 5).

Intelligent Performance On Windows

Representative Benchmarks



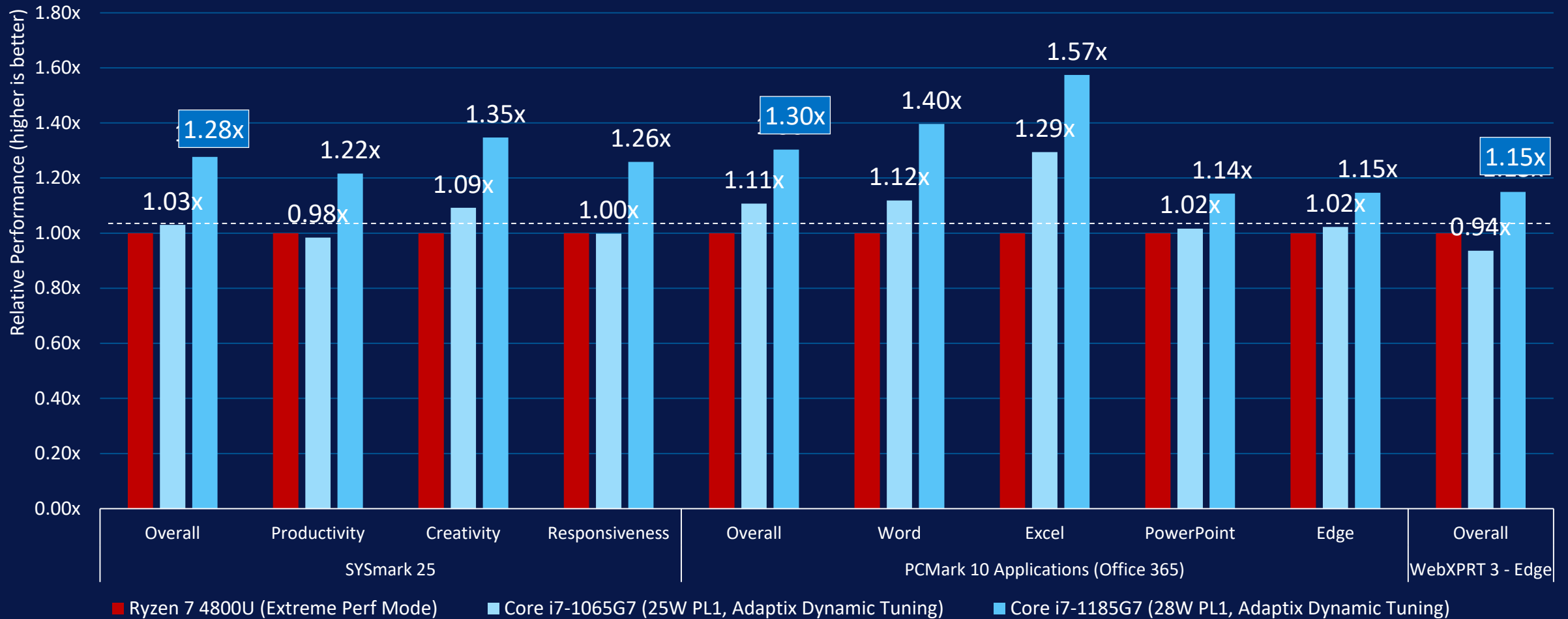
Representative Usage Guides

	vs ICL	vs AMD
 SYSmark 25	1.24x	1.28x
 3DMark Fire Strike	1.87x	1.67x
 MLPerf	5x	4x

Real-world Performance, Accelerated by AI

Intel® Core™ i7-1185G7 vs Intel® Core™ i7-1065G7 and AMD Ryzen 7 4800U. In thin & light devices, as measured by industry benchmarks and Representative Usage Guides testing. For more complete information about performance and benchmark results, visit www.intel.com/11thgen (configuration details in section 5).

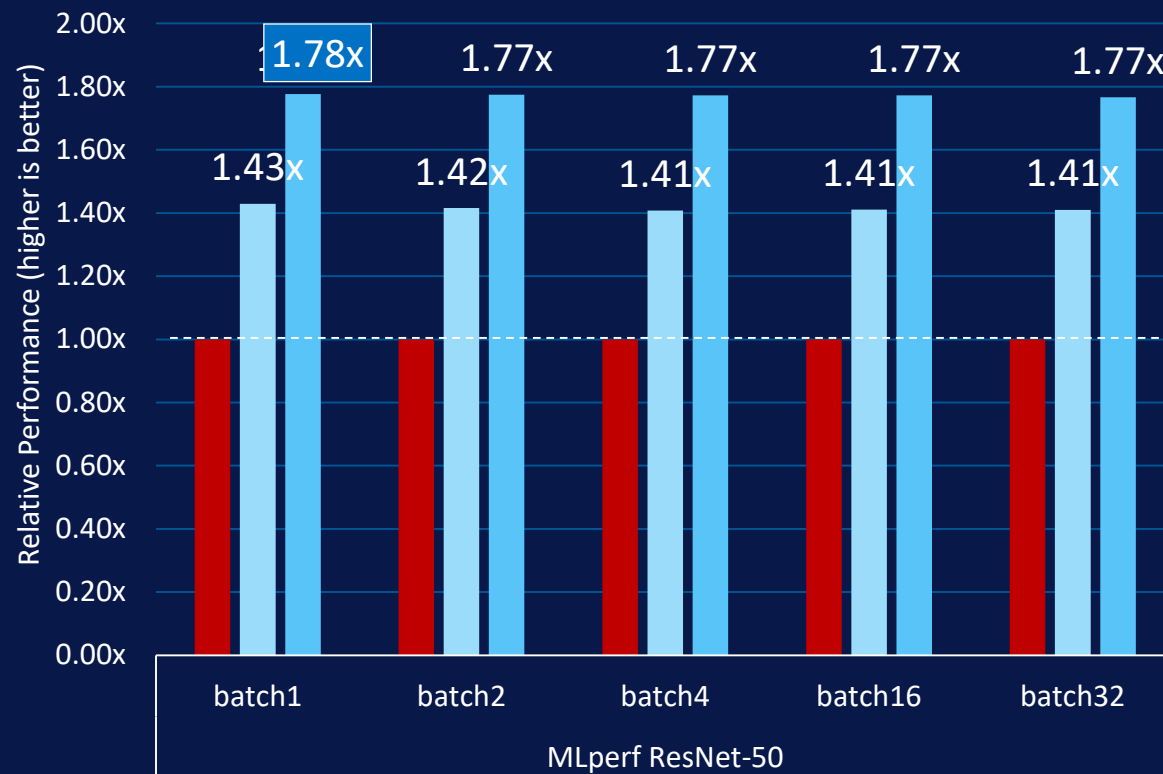
Benchmarks: Productivity Performance



For more complete information about performance and benchmark results, visit www.intel.com/11thgen (configuration details in section 5).

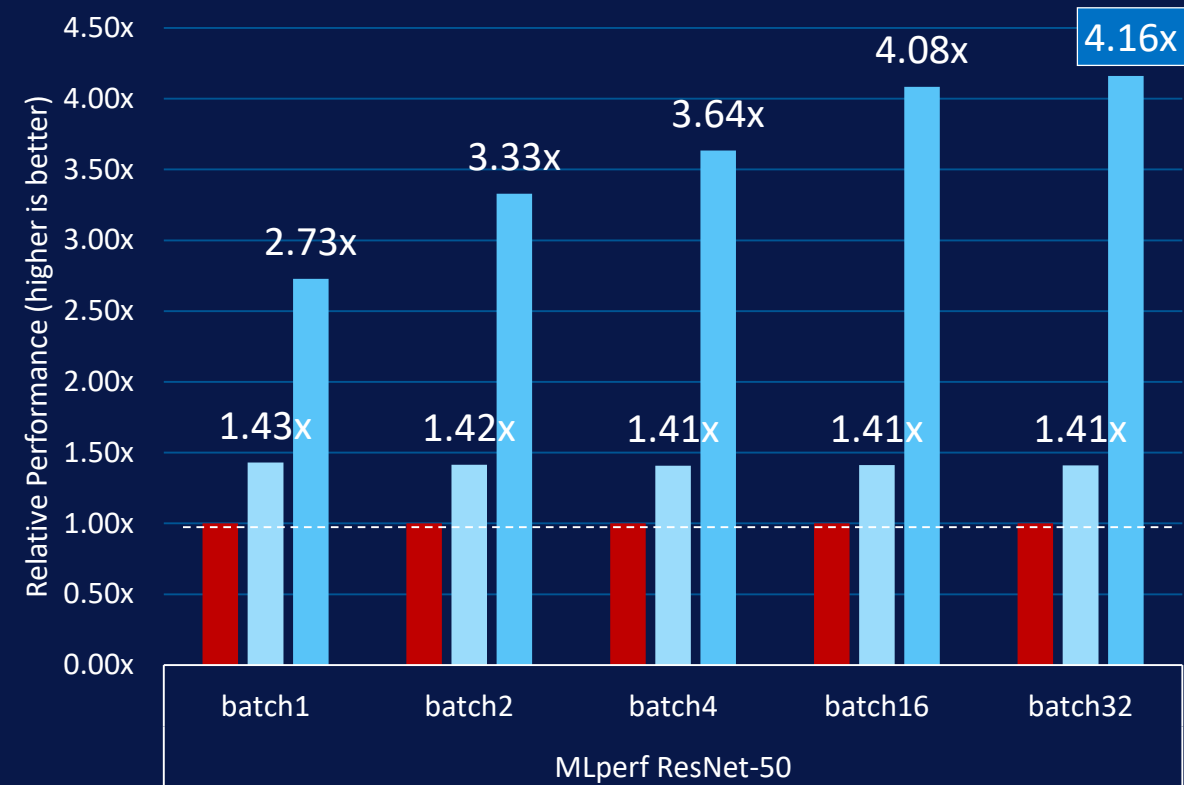
Benchmarks: AI Performance

CPU Only AI Performance



- Ryzen 7 4800U (Extreme Perf Mode)
- Core i7-1065G7 (25W PL1, Adaptive Dynamic Tuning)
- Core i7-1185G7 (28W PL1, Adaptive Dynamic Tuning)

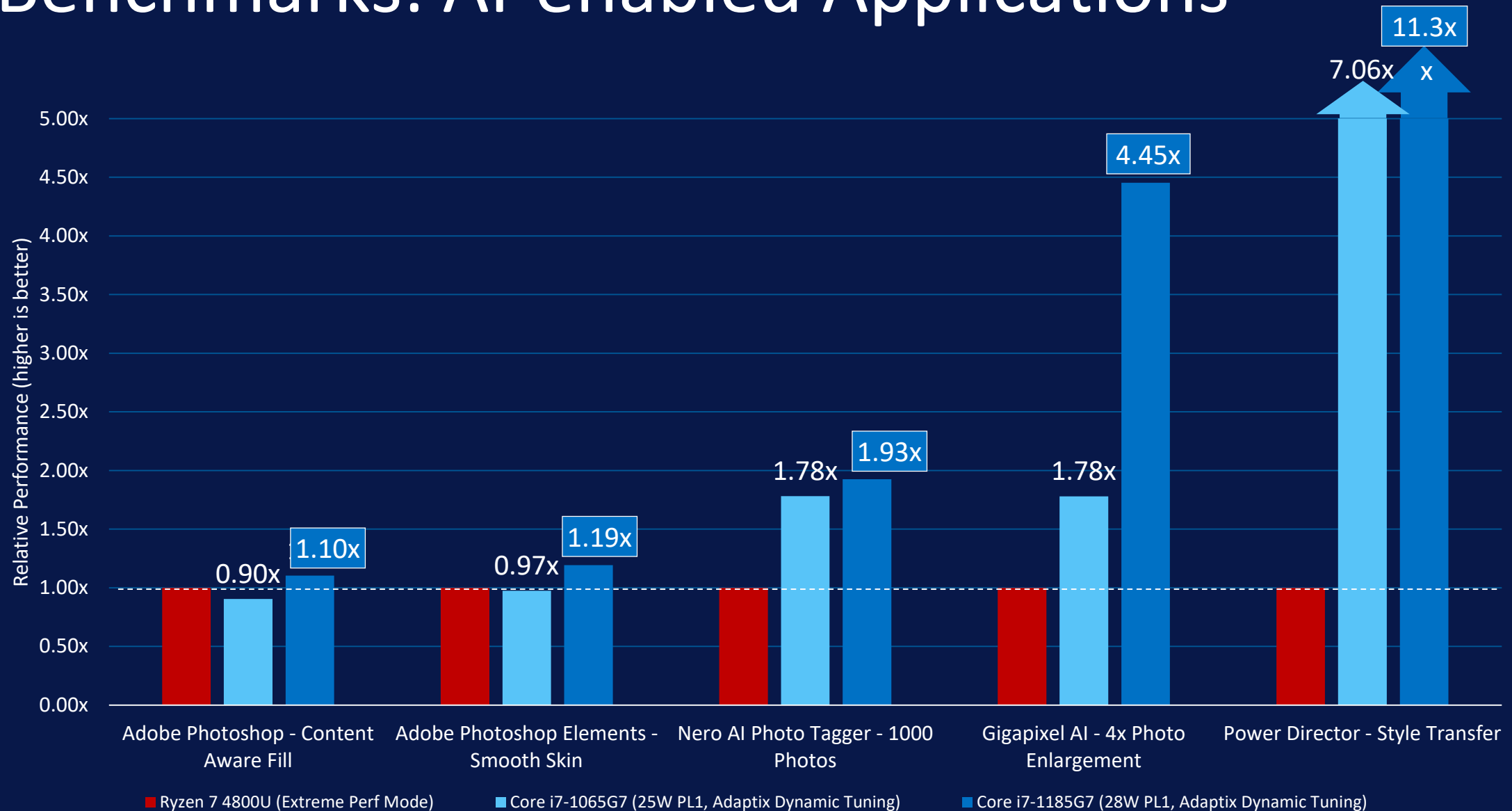
Best vs Best Combined AI Performance



- Ryzen 7 4800U (Extreme Perf Mode)
- Core i7-1065G7 (25W PL1, Adaptive Dynamic Tuning)
- Core i7-1185G7 (28W PL1, Adaptive Dynamic Tuning)

For more complete information about performance and benchmark results, visit www.intel.com/11thgen (configuration details in section 5).

Benchmarks: AI-enabled Applications



For more complete information about performance and benchmark results, visit www.intel.com/11thgen (configuration details in section 5).

Real World Performance History

Real World... Not Really

Desktop users in the segment do...

Office applications

Games (Steam + CS, LoL, OW, GTA V)

Media consumption (VLC)

Light content creation
(Photoshop, Illustrator, Premiere, After Effects)

Game streaming (OBS)

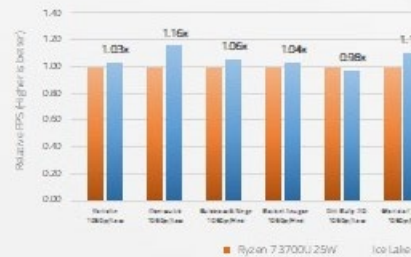
Intel is offering help to OEMs and press

Source: Intel Product Improvement Program Q4 2019: 1,662,000 systems



Rank	Application	Popularity
4	Chrome	63.005%
15	Word	40.512%
17	Steam	37.971%
18	WinRAR	37.169%
21	Excel	33.301%
33	Powerpoint	21.775%

Ryzen 7 3700U (25W) vs Ice Lake-U (25W) Graphics Comparison



WHAT IS REAL WORLD PERFORMANCE?



Performance Where it Matters Most



Investments in Performance



Computing Without Compromise

DEMO TIME!



Gaming
WoT RT



AI Workloads
Topaz



Content Creation
Premiere HEVC Timeline



Lifestyle Streaming

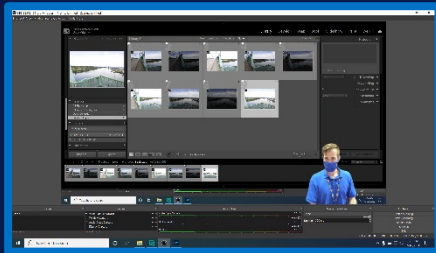
Intelligent Performance: Lifestyle Streaming

Stream



XSplit | VCam

Record/Background Removal



1.79X

Content



HDR Panoramic Merge



1.09X



Content Aware fill



1.42X

1.62X

Faster While Streaming

vs AMD 4800U

Compute
Engines

OBS - Xe^e / QSV
VCam - CPU / VNNI (INT8)

CPU / AVX2

CPU / AVX2

OBS 4K/60fps Streaming

Optimized for Quick Sync Video and VDenc on Iris[®] Xe^e Graphics & provides a smooth experience for both streamer and viewer

Lightroom Preview

AVX2 Acceleration on 11th Gen Intel[®] Core[™] processor

Panoramic Merge

One click pano merge made faster with AVX2 acceleration

Content Aware Fill

Optimized with Adobe Sensei and accelerated with AVX2

For more complete information about performance and benchmark results, visit www.intel.com/11thgen (configuration details in section 5).



intel.

Intelligent Performance On Windows

Representative Benchmarks



Representative Usage Guides

	vs ICL	vs AMD
   Productivity	1.32x	1.24x
  Game/Stream	1.77x	2.46x
   Lifestyle Streaming	1.48x	1.62x
   Photo Creation	1.59x	2.73x
   Video Creation	1.49x	2x

Real-world Performance, Accelerated by AI




Intel® Core™ i7-1185G7 vs Intel® Core™ i7-1065G7 and AMD Ryzen 7 4800U. In thin & light devices, as measured by industry benchmarks and Representative Usage Guides testing. For more complete information about performance and benchmark results, visit www.intel.com/11thgen (configuration details in section 5).


Intelligent Performance On Windows

Representative Benchmarks



Representative Usage Guides

	vs ICL	vs AMD
 SYSmark 25	1.24x	1.28x
 3DMark Fire Strike	1.87x	1.67x
 MLPerf	5x	4x

	vs ICL	vs AMD
 Productivity	1.32x	1.24x
 Game/Stream	1.77x	2.46x
 Lifestyle Streaming	1.48x	1.62x
 Photo Creation	1.59x	2.73x
 Video Creation	1.49x	2x

Real-world Performance, Accelerated by AI

Intel® Core™ i7-1185G7 vs Intel® Core™ i7-1065G7 and AMD Ryzen 7 4800U. In thin & light devices, as measured by industry benchmarks and Representative Usage Guides testing. For more complete information about performance and benchmark results, visit www.intel.com/11thgen (configuration details in section 5).

11th Gen Intel® Core™ Processor with Intel® Iris® Xe Graphics



New CPU architecture

New Intel® Iris® Xe graphics

New AI capabilities

New Media and Display Engine

New HW-hardened security

New Integrated Thunderbolt™ 4

New PCIe Gen 4 Interface

Integrated Intel® Wi-Fi 6 (Gig+)

Scalable Performance: 7W-28W

1st Windows-enabled HW support for AV1

1st Support 1 8K 12b HDR / 4 4K HDR displays

1st AI Instructions for integrated graphics (DP4a)

1st Native support for INT8 AI data type

1st Mainstream CPU-attached PCIe Gen 4

1st SoC with CET HW-hardened security

1st GNA 2.0 for Neural Noise Cancellation

1st HW-accelerated Dolby Vision

1st USB and BT Audio off-load

World's Best Processor

Breaking the Boundaries of Performance

Best for Productivity

Make Your Best
Contribution Anywhere

1.2B
Users



Best for Creation

Take Your
Imagination Further

12M
Users



Best for Gaming

More Gaming
In More Places

1.2B
PC Gamers



Best for Entertainment

The World Is Your
Living Room

105M
Users



2B
Users



Best for Collaboration

The Ultimate Device For
Connecting & Collaborating

100M
Devices



75M
Daily Users



As measured by

INDUSTRY BENCHMARKS + LEADING APPLICATION TASKS + COMPELLING USER WORKFLOWS + UNIQUE FEATURES

In thin & light devices, as measured by industry benchmarks, Representative Usage Guide testing, and unique features, including in comparison to AMD Ryzen 7 4800U.
For more complete information about performance and benchmark results, visit www.intel.com/11thgen (configuration details in section 1).

intel.

New 11th Gen Intel® Core™ Processors and Intel® Evo™ Platform



Coming Next

- Intel® Pentium™ and Celeron™ Processors
- Intel® DG1 discrete graphics
- 11th Gen Intel® Core™ vPro™ Platform



For more information
visit:

newsroom.intel.com/11thGenLaunch

intel.com/11thgen

Notices & Disclaimers

Software and workloads used in performance tests may have been optimized for performance only on Intel microprocessors.

Performance tests, such as SYSmark and MobileMark, are measured using specific computer systems, components, software, operations and functions. Any change to any of those factors may cause the results to vary. You should consult other information and performance tests to assist you in fully evaluating your contemplated purchases, including the performance of that product when combined with other products. For more complete information visit www.intel.com/benchmarks.

Performance results are based on testing as of dates shown in configurations and may not reflect all publicly available updates. For testing details and system configurations, please contact your intel representative or visit www.Intel.com/11thgen.

Results that are based on pre-production systems and components as well as results that have been estimated or simulated using an Intel Reference Platform (an internal example new system), internal Intel analysis or architecture simulation or modeling are provided to you for informational purposes only. Results may vary based on future changes to any systems, components, specifications or configurations.

Intel's compilers may or may not optimize to the same degree for non-Intel microprocessors for optimizations that are not unique to Intel microprocessors. These optimizations include SSE2, SSE3, and SSSE3 instruction sets and other optimizations. Intel does not guarantee the availability, functionality, or effectiveness of any optimization on microprocessors not manufactured by Intel. Microprocessor-dependent optimizations in this product are intended for use with Intel microprocessors. Certain optimizations not specific to Intel microarchitecture are reserved for Intel microprocessors. Please refer to the applicable product User and Reference Guides for more information regarding the specific instruction sets covered by this notice.

Intel contributes to the development of benchmarks by participating in, sponsoring, and/or contributing technical support to various benchmarking groups, including the BenchmarkXPRT Development Community administered by Principled Technologies.

All product plans and roadmaps are subject to change without notice.

Statements in this document that refer to future plans or expectations are forward-looking statements. These statements are based on current expectations and involve many risks and uncertainties that could cause actual results to differ materially from those expressed or implied in such statements. For more information on the factors that could cause actual results to differ materially, see our most recent earnings release and SEC filings at www.intc.com.

No product or component can be absolutely secure. Intel technologies may require enabled hardware, software or service activation. Your costs and results may vary.

Intel does not control or audit third-party data. You should consult other sources to evaluate accuracy.

© Intel Corporation. Intel, the Intel logo, and other Intel marks are trademarks of Intel Corporation or its subsidiaries. Other names and brands may be claimed as the property of others.



intel®