

SDI500/SDI505

Quartz MEMS Tactical Inertial Measurement Unit

emcore®



DATASHEET | DECEMBER 2023


A New Era in Navigation



Suitable for Wide Variety of High-Precision Commercial, Industrial, Marine and Defense Applications

The SDI500 is the highest performance MEMS-based Inertial Measurement Unit (IMU) and is the only MEMS-based IMU to demonstrate 1°/hr gyro bias and 1 mg accelerometer bias stability and very low 0.02°/√hr angle random walk over wide temperature ranges. The breakthrough performance of the SDI500 IMU is based on a EMCORE's proven quartz MEMS inertial sensor technology.

EMCORE's quartz technology enables repeatable high-volume production of precisely machined sensor structures combined with the inherent large signal output and thermal stability of quartz materials.



Applications

- Precision Aircraft Attitude Heading Reference Systems
- GPS-Aided Navigation Systems
- Autonomous Vehicles
- Remotely Operated Vehicles
- Tactical Weapons & Torpedoes
- Aerial and Marine Geomapping / Surveying
- Targeting & Pointing Systems
- Robotics

Key Performance Features

- 1°/hr Gyro Bias Over Wide Temperature Range
- 0.02°/√hr Angle Random Walk - 5X Better Than Competition
- <1.0 seconds Valid Data Start Up
- 19 in.³ Compact Size
- Stable Performance, Superior Quality & Reliability
- Greater Than 100,000 hr MTBF
- Data Time of Validity (TOV) Input & Output Synchronization, SDI505 only



The SDI500 is a compact IMU constructed with EMCORE's latest generation quartz gyros, quartz accelerometers, and high-speed signal processing to achieve outstanding precision performance. The SDI500 IMU is designed for demanding, mission-critical, rugged environments. The solid-state quartz sensors and hermetically sealed IMU construction provide reliable MTBF and a 20-year operating and storage life. Continuous Built-in Test (BIT), configurable communications protocols, electromagnetic interference (EMI) protection and flexible input power compatibility make the SDI500 IMU easy to use in a wide range of higher order integrated system applications.

The SDI505 supports four data message synchronization methods with either input synchronization pulse capability or an output time of validity capability. The user can choose whether the synchronization pulse is internally generated and output as a Time of Validity (TOV) of the output data or whether the SDI505 software will identify the synchronization pulse input and synchronize the output data to the input pulse.

Performance Highlights

Parameter	SDI50x-AF00	SDI50x-BF00	SDI50x-CF00
Gyro Performance			
Bias (Over Temperature) (1σ)	1.0°/hr	3.0°/hr	10.0°/hr
Bias In-Run Stability (1σ)	1.0°/hr	1.5°/hr	2.0°/hr
Angle Random Walk (ARW) (Max)	0.02°/√hr	0.02°/√hr	0.02°/√hr
Bandwidth (Min)	100 Hz		
Accelerometer Performance			
Bias (over temperature)	1.0 mg	1.5 mg	2.0 mg
Bias In-Run Stability	100 μg	200 μg	200 μg
Velocity Random Walk	100 μg/√Hz	100 μg/√Hz	100 μg/√Hz

SDI500/SDI505

Quartz MEMS Tactical Inertial Measurement Unit

A New Era in Navigation

Performance Specifications

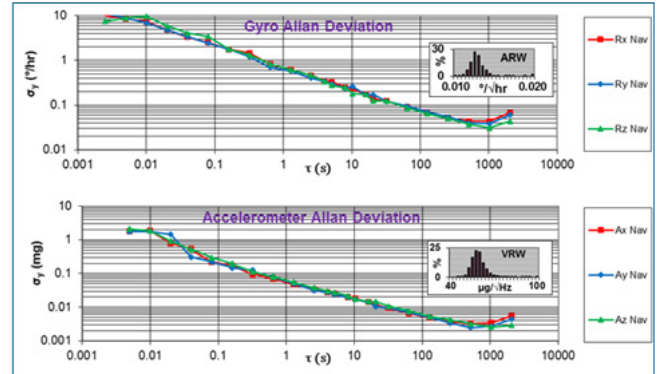
Parameter	SDI50x-AF00	SDI50x-BF00	SDI50x-CF00
System Performance			
Start Up Time for Valid Data Output	1.0 secs max (SDI500) 1.5 secs max (SDI505)		
Bandwidth, Phase (-90° Phase Shift) *	100 Hz		
Gyro Channels			
Bias (Over Temperature) (1σ)	1.0°/hr	3.0°/hr	10.0°/hr
Bias In-Run Stability (1σ)	1.0°/hr	1.5°/hr	2.0°/hr
Scale Factor Accuracy (1σ)	200 ppm	200 ppm	200 ppm
Angle Random Walk (ARW) (Max)	0.02°/√Hr	0.02°/√Hr	0.02°/√Hr
Angular Rate – Dynamic Range (Min)	±1000°/sec	±1000°/sec	±1000°/sec
Accelerometer Channels			
Bias (over temperature) (1σ)	1.0 mg	1.5 mg	2.0 mg
Bias In-Run Stability (1σ)	100 μg	200 μg	200 μg
Scale Factor Error (1σ)	200 ppm	200 ppm	200 ppm
Velocity Random Walk (1σ)	100 μg/√Hz	100 μg/√Hz	120 μg/√Hz
Acceleration - Calibrated Range (Min)	±50 g	±50 g	±50 g
Physical & Environmental			
Input Voltage	12 to 42 Vdc		
Power	SDI500 max power 5.2 watts SDI505 max power 5.6 Watts		
I/O	RS232/422, SDLC		
Data Synchronization Pulse**	(Input: 600, 1200, 2400) Hz (Output: 100, 200, 400, 600, 1200, 2400) Hz		
Dimensions (height x diameter)	2.9" x 2.9"		
Volume	19 cu in		
Weight	1.3 lbs		
Temperature (Operating)	-55°C to +85°C		
Vibration (Operating)	16 g, rms		
Shock (Survival)	150 g, 11 ms		
Operating Life	20 yrs		
Reliability @ 35°C (MTBF)	100,000 hrs ground benign: 15,000 hrs air inhabited cargo		
Dormancy	20 yrs		

Notes


Specifications are based on 100 Hz Inertial Data ($\Delta V/\Delta \theta$)

* @ 600 Hz Flight Control Data Rate

** SDI505-xF00 only



Dimensions/Scale



For More Information

+1 866.234.4976 | navigation-sales@emcore.com | emcore.com

EMCORE Corporation


2015 Chestnut Street
Alhambra, CA 91803 USA

P +1 626.293.3400

F +1 626.293.3429

emcore®

ISO9001
CERTIFIED



© 2023 EMCORE Corporation. All rights reserved.

Information contained herein is deemed to be reliable and accurate as of issue date. EMCORE reserves the right to change the design or specifications of our products at any time without notice. EMCORE and Systron Donner Inertial are registered trademarks of EMCORE Corporation in the U.S. and other countries.

**MADE IN
USA**

Released 12.12.2023