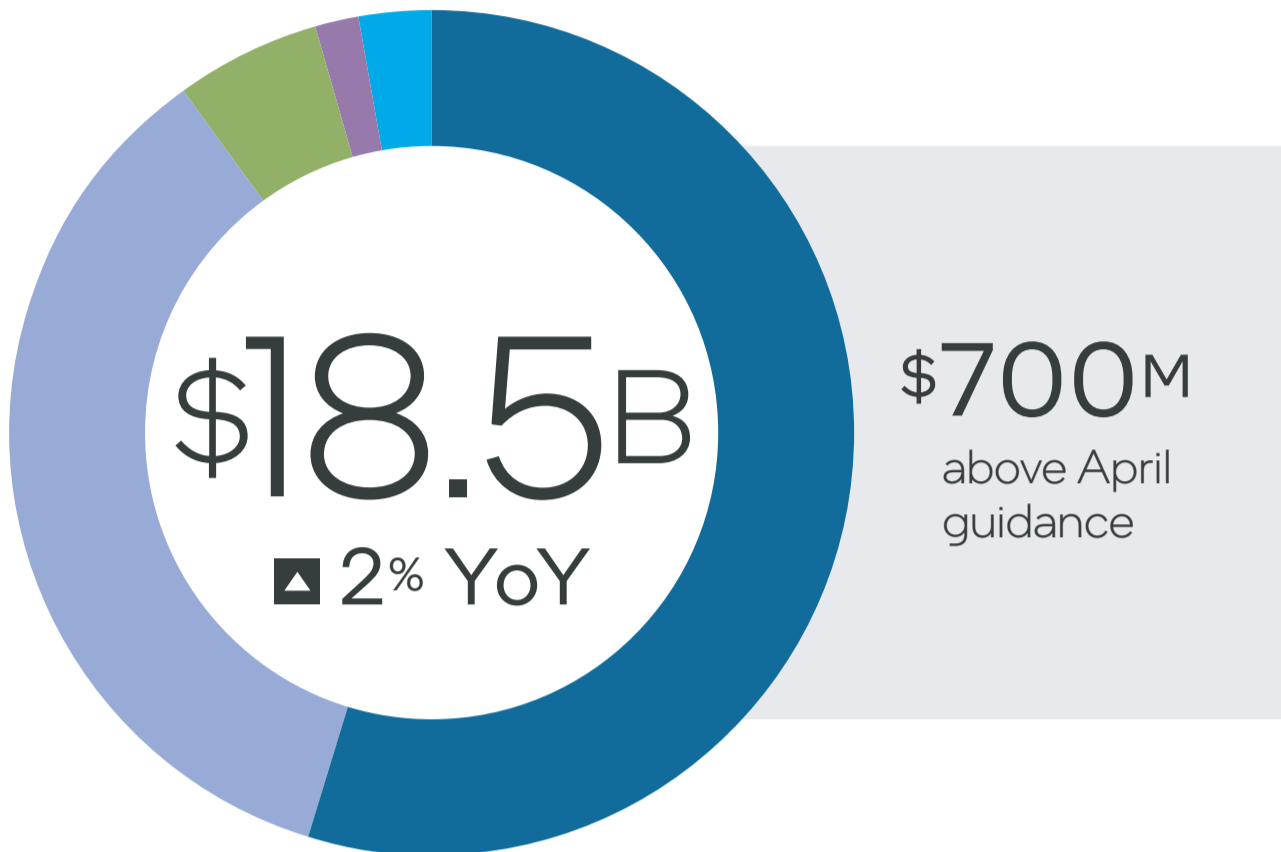


# Second Quarter of 2021 (Q2'21)

# Financial Results

## Total Q2'21 Non-GAAP Revenue



★ ■ Client Computing Group (CCG)	\$10.1B	▲ 6% YoY
■ Data Center Group (DCG)	\$6.5B	▼ 9% YoY
■ Internet of Things Group (IOTG)	\$984M	▲ 47% YoY
★ ■ Mobileye (MBLY)	\$327M	▲ 124% YoY
■ Programmable Solutions Group (PSG)	\$486M	▼ 3% YoY

“ There’s never been a more exciting time to be in the semiconductor industry. The digitization of everything continues to accelerate, creating a vast growth opportunity for us and our customers across core and emerging business areas. With our scale and renewed focus on both innovation and execution, we are uniquely positioned to capitalize on this opportunity, which I believe is merely the beginning of what will be a decade of sustained growth across the industry. Our second-quarter results show that our momentum is building, our execution is improving, and customers continue to choose us for leadership products.

– Pat Gelsinger, Intel CEO

”

## Q2 '21 Non-GAAP EPS

**\$1.28** ▲ 12% YoY [**\$0.23** above April guidance]




## Full-year 2021 Outlook

**Non-GAAP Revenue**  
**\$73.5B** ▲ 1% YoY [**\$1B** above prior guidance]


**Non-GAAP EPS**  
**\$4.80** ▼ 6% YoY [**\$0.20** above prior guidance]

**Capital Spending**  
**\$19-20B**

## Highlights



Launched 11th Gen Intel® Core™ U- series and H-series processors



Cloud SPs offering services on Intel® Xeon® Scalable (“Ice Lake”) processors



Investing \$3.5 billion in expanding New Mexico manufacturing



Mobileye selected by Toyota to develop ADAS solutions

★ = Record Q2 revenue  
 Abbreviations: Q2 (second-quarter); YoY (year-over-year); GAAP (general accepted accounting principles); EPS (earnings per share); FY (full-year).  
 Non-GAAP results and business outlook exclude the NAND memory business, which is subject to a pending divestiture. Year-over-year comparisons also exclude NAND from 2020 results. Our NSG operating segment is composed entirely of our NAND memory business and had Q2'21 GAAP results of \$1.1B revenue and \$402M operating income. Q2'21 non-GAAP revenue (\$18.5B) is Q2'21 GAAP revenue (\$19.6B) after adjustment for the NAND memory business (-\$1.1B). Q2'21 non-GAAP EPS (\$1.28) is Q2'21 GAAP EPS (\$1.24) after adjustment for acquisition-related adjustments (+\$0.09), restructuring and other charges (+\$0.08), ongoing mark-to-market on marketable equity securities (-\$0.03), the NAND memory business (-\$0.09) and income tax effects (-\$0.01). FY'21 non-GAAP revenue Outlook (\$73.5B) is FY'21 GAAP revenue Outlook (\$77.6B) after adjustment for the NAND memory business (-\$4.1B). FY'21 non-GAAP EPS Outlook (\$4.80) is FY'21 GAAP EPS Outlook (\$4.09) after adjustment for acquisition-related adjustments (+\$0.45), restructuring and other charges (+\$0.64), gains from divestiture (-\$0.24), ongoing mark-to-market on marketable equity securities (+\$0.04), the NAND memory business (-\$0.40) and income tax effects (+\$0.22). For a full explanation of these non-GAAP measures, see Intel's Q2 2021 earnings release at intc.com.  
 Our FY 2021 outlook and other statements about future plans, expectations, and opportunities are forward-looking statements. They are based on current expectations as of July 22, 2021 but are subject to many risks and uncertainties that could cause actual results to differ materially from those anticipated. Important factors that could cause actual results to differ materially are set forth in Intel's Q2 2021 earnings release at intc.com, and our most recent reports on Forms 10-K and 10-Q, available at intc.com and sec.gov.