



2023 Business Overview

Lidar hardware & software company



Safe Harbor Statements

This presentation of MicroVision, Inc. (“MicroVision,” “the Company,” “we,” or “our”), and any accompanying oral presentation, contains forward-looking statements within the meaning of Section 27A of the Securities Act of 1933, as amended, and Section 21E of the Securities Exchange Act of 1934, as amended. Such statements include, among others: statements relating to expectations regarding our future growth, profitability, market position and addressable market size; projections, estimates and targets; our financial condition and liquidity; our business strategies; our product plans and partnerships; and future product performance. All statements contained in this presentation that do not relate to matters of historical fact should be considered forward-looking statements. These statements reflect our expectations, assumptions and estimates as of the date of this presentation, and actual results may differ materially from the results predicted. The preparation of forward-looking financial guidance requires us to make estimates and assumptions; actual results may differ materially from these estimates under different assumptions or conditions. Factors that could cause actual results for MicroVision to differ from the results predicted include: our history of operating losses; challenges caused by the COVID-19 pandemic; the need for additional capital; potential dependence on third party partners, including licensing partners and contract manufacturers; risks related to our technology; quarterly financial and stock price performance; continued listing of our stock; successful monetization of our product solution; competitive risks; risks associated with key customer or strategic relationships and activities; disruptions in the global financial markets and supply chains; acquisition integration risks and legal & regulatory risks. More information about potential risk factors that could affect our business and financial results is included in MicroVision’s latest annual report on Form 10-K for the year ended December 31, 2022, subsequent quarterly reports on Form 10-Q, and other reports and documents filed by MicroVision from time to time with the U. S. Securities and Exchange Commission (“SEC”).

Except as required by law, we assume no obligation to update any information in this presentation to reflect events or circumstances in the future, even if new information becomes available.

Unless otherwise indicated, information contained in this presentation concerning our industry, competitive position and the markets in which we operate is based on information from independent industry and research organization other third-party sources and management estimates. Management’s estimates are derived from publicly available information released by independent industry analysts and other third-party sources, as well as data from our internal research, and are based on assumptions made by us that we believe to be reasonable. In addition, projections, assumptions and estimates of future industry and Company performance are necessarily subject to uncertainty and risk due to a variety of factors, including those described above and in our SEC filings. These and other factors could cause results to differ materially from those expressed in the estimates made by independent parties and by MicroVision.

MicroVision has rights to various trademarks, service marks and trade names used in connection with the operation of our business. This presentation also contains trademarks, service marks and trade names of third parties, which are the property of their respective owners. The use or display of third parties’ trademarks, service marks, trade names or products in this presentation is not intended, and does not imply, a relationship with MicroVision, or an endorsement or sponsorship by or of MicroVision. Solely for convenience, the trademarks, service marks and trade names referred to in this presentation may appear without the ®, TM or SM symbols, but such references are not intended to indicate, in any way, that MicroVision will not assert, to the fullest extent under applicable law, its rights or the right of the applicable licensor in these trademarks, service marks and trade names.

Uniquely Positioned to Win in ADAS and Capture Additional Revenues from Non-Auto Markets



Delivered technologies to leading global tech giants

Microsoft



SONY

Valeo

RIVIAN



VINFAST

SHARP

Comprehensive automotive product portfolio

- Long & short-range lidar with Custom ASIC
- Validation software suite






Strong IP foundation & tech talent

- Strong and Deep IP with 735 patents
- 50+ years of experience as combined company

High revenue CAGR trajectory

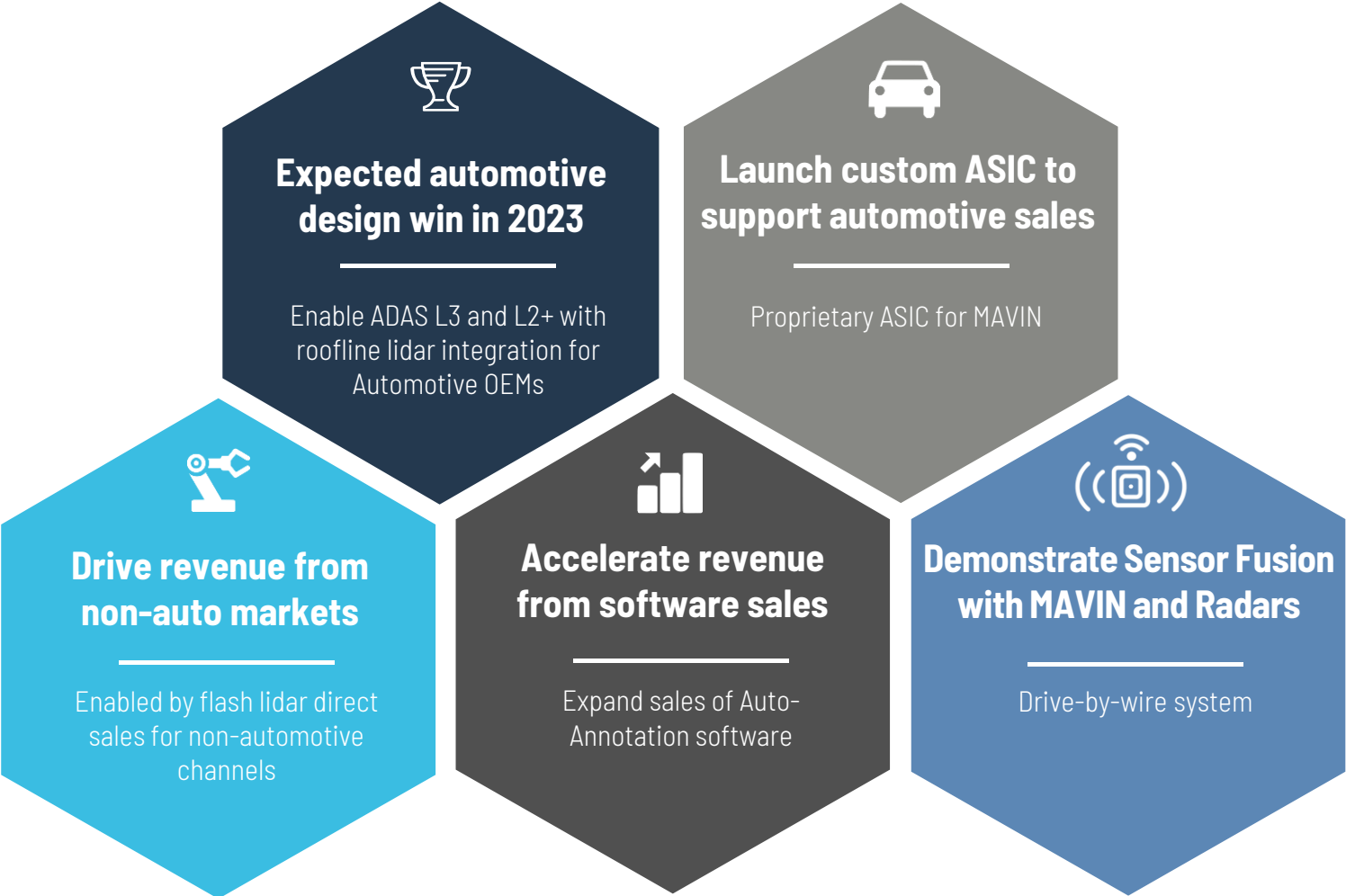
- Mature products with revenue
- High margin revenue streams

Key Investment Highlights

-  **LARGE REVENUE POTENTIAL** 1 | Uniquely positioned in attractive markets with high growth rates; Market size of ~\$200⁽¹⁾ Billion in cumulative revenue potential (through 2030) in ADAS and non-Automotive industries
-  **BEST-IN-CLASS LIDAR** 2 | Highway Pilot capabilities up to 130 km/h enabled by our MEMS-based lidar with automotive grade perception software
Best form factor and size enabling roofline and/or behind windshield positioning for OEMs
-  **UNIQUE MARKET POSITION** 3 | Only lidar company in the market to offer hardware and software solutions ready for the ADAS market; non-automotive markets and a validation software suite for OEMs in their ADAS sensor validation work
-  **MATURE TECHNOLOGY** 4 | 735 patents in core technology (more patents than any other publicly traded lidar company); 50+ years of R&D and productizing lidar technology as a combined company
-  **COMPELLING MARGIN, GROWTH AND CASH FLOW** 5 | High margin revenue streams driven by revenue ready products and mature software portfolio with strong CAGR potential driven by Automotive OEM focus

(1) Includes estimated lidar units on L2+ and L3 cars only (does not include L4 and L5 systems) based on IHS Markit, Industry research and Company estimates.

2023 Milestones

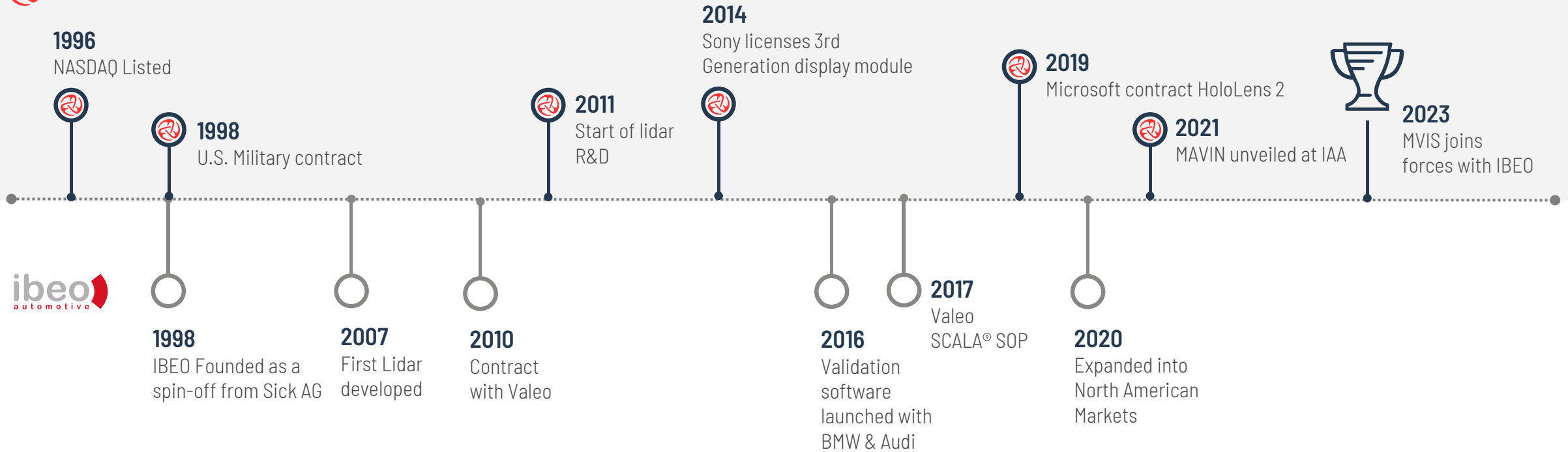


Drive revenue growth in 2023



Position for sustained long-term growth

Only Lidar Company in the Market with 50+ Years of Experience



Strategic deployment of capital for the IBEO acquisition at a purchase price of €15.0 Million⁽¹⁾


- Acquired IBEO assets & IP include >€200 M in investments over many years
- Reduced go-to-market time with existing relationships to OEMs
- High margin revenue stream from expanded products incl. software

(1) Purchase Price per the Asset Purchase Agreement. Purchase Price does not include interim funding between signing and closing.



Expanded Product Portfolio Focused on ADAS

MAVIN for highspeed highway pilot



Dynamic view lidar and perception software for automotive OEMs

Validation software suite



OEMs & Tier 1 validation partners

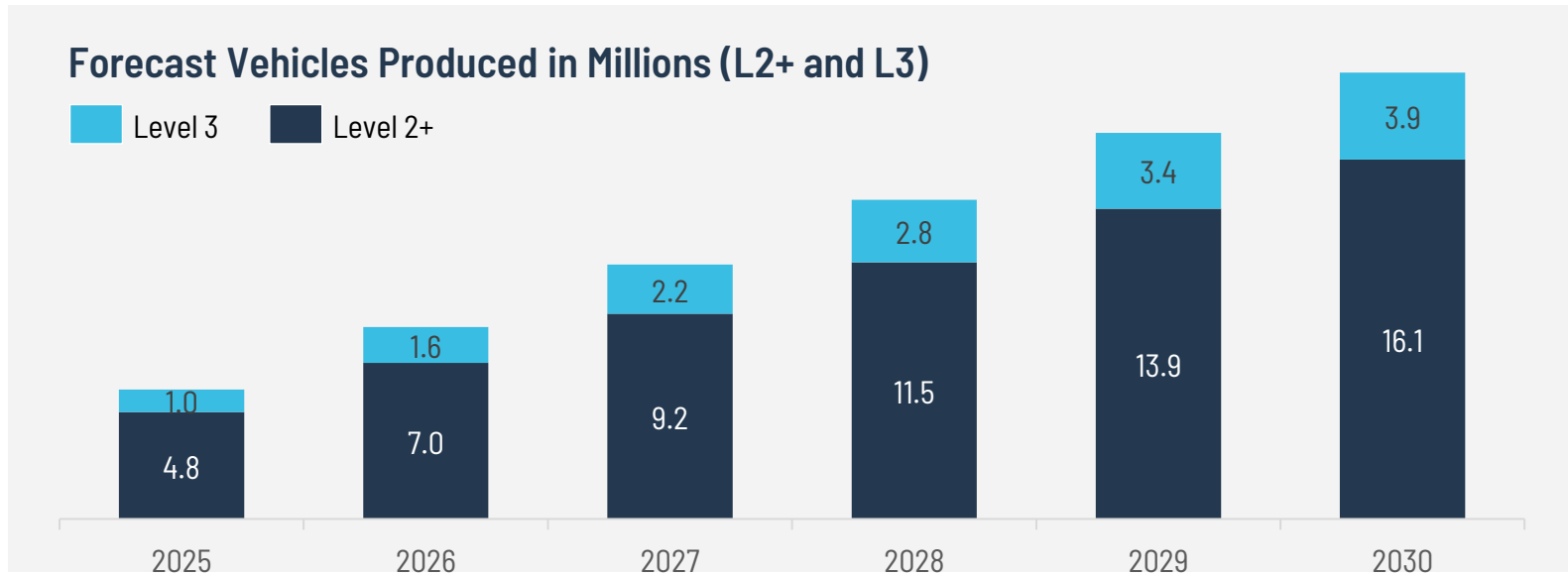
Flash lidar



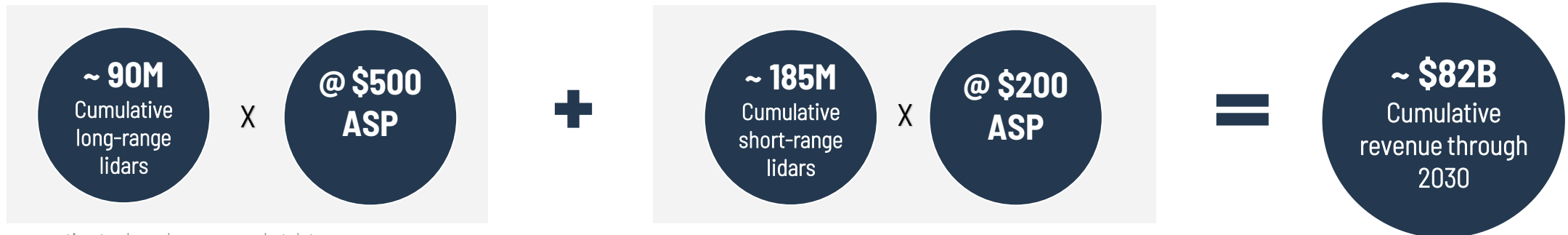
Multi-market focus and short-range automotive OEM applications

Only lidar company with multiple technology nodes and software to address large and growing ADAS and other markets

Focus on Large and High Growth Markets – ADAS

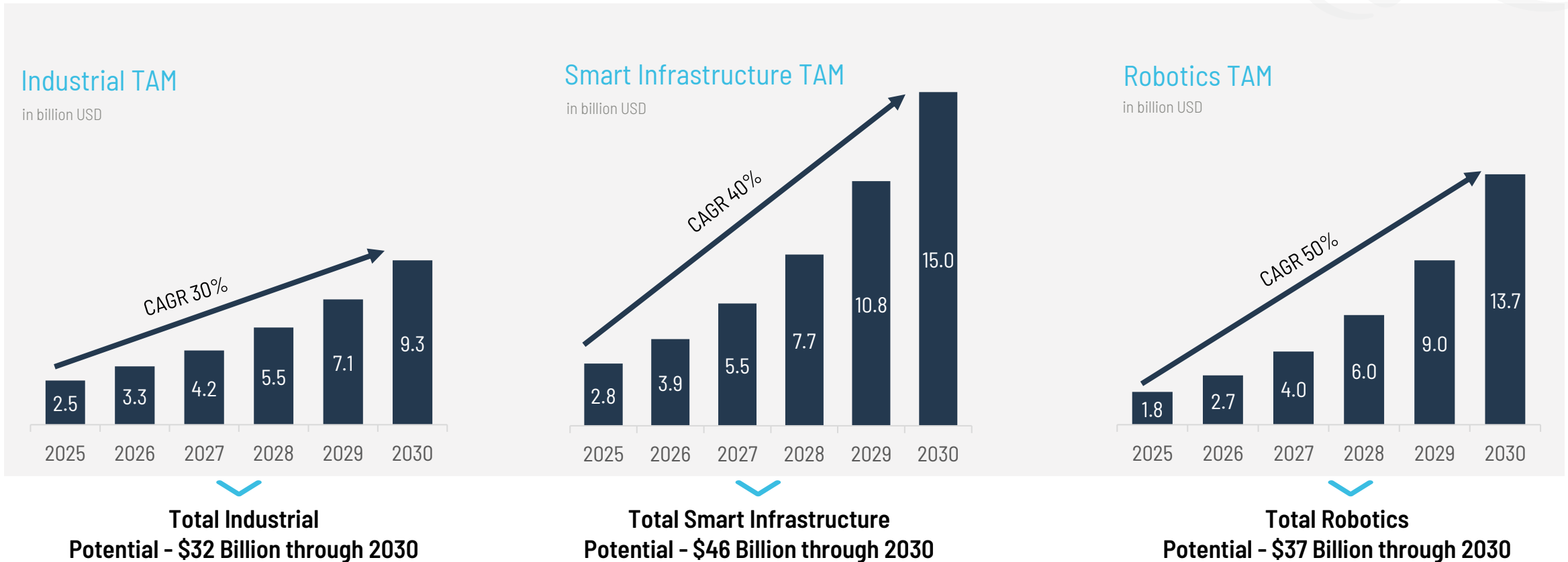


L2+ systems to require 1 long-range lidar and 2 short-range lidars per vehicle
 L3 systems to require 2 long-range lidars and 4 short-range lidars per vehicle



Source: Company estimates based on peer market data.

Focus on Large and High Growth Markets - Non-Automotive



Total non-automotive market size - Cumulative revenue (through 2030) potential to be \$115 Billion

Source: Company estimates based on peer market data.

Focus on High Growth ADAS – Validation software suite for OEMs

Enabler for Ground Truth Data Generation

Key Features

- Offers the complete toolchain from a single source
- Includes MVIS Auto Annotation software
 - Automatically annotates objects and lanes
 - Scalable due to cloud-compatible architecture
- Supports data of selected third-party lidars

MVIS Cumulative revenue potential \$200 – 300⁽¹⁾ million through 2030

(1) Company estimates.

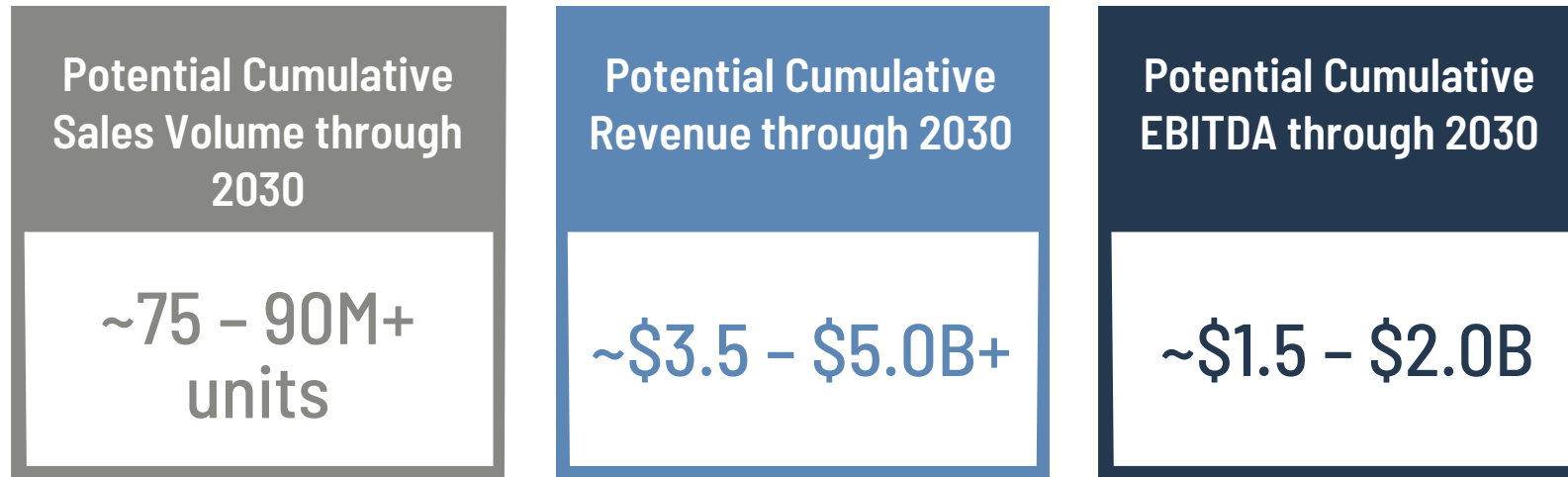


Financial Model – 2023 Objectives



High growth year with scalable cost structure & industry leading cash burn per employee

Financial Model – Measures of Success Through 2030



Improved MicroVision combined company potential due to the IBE0 acquisition

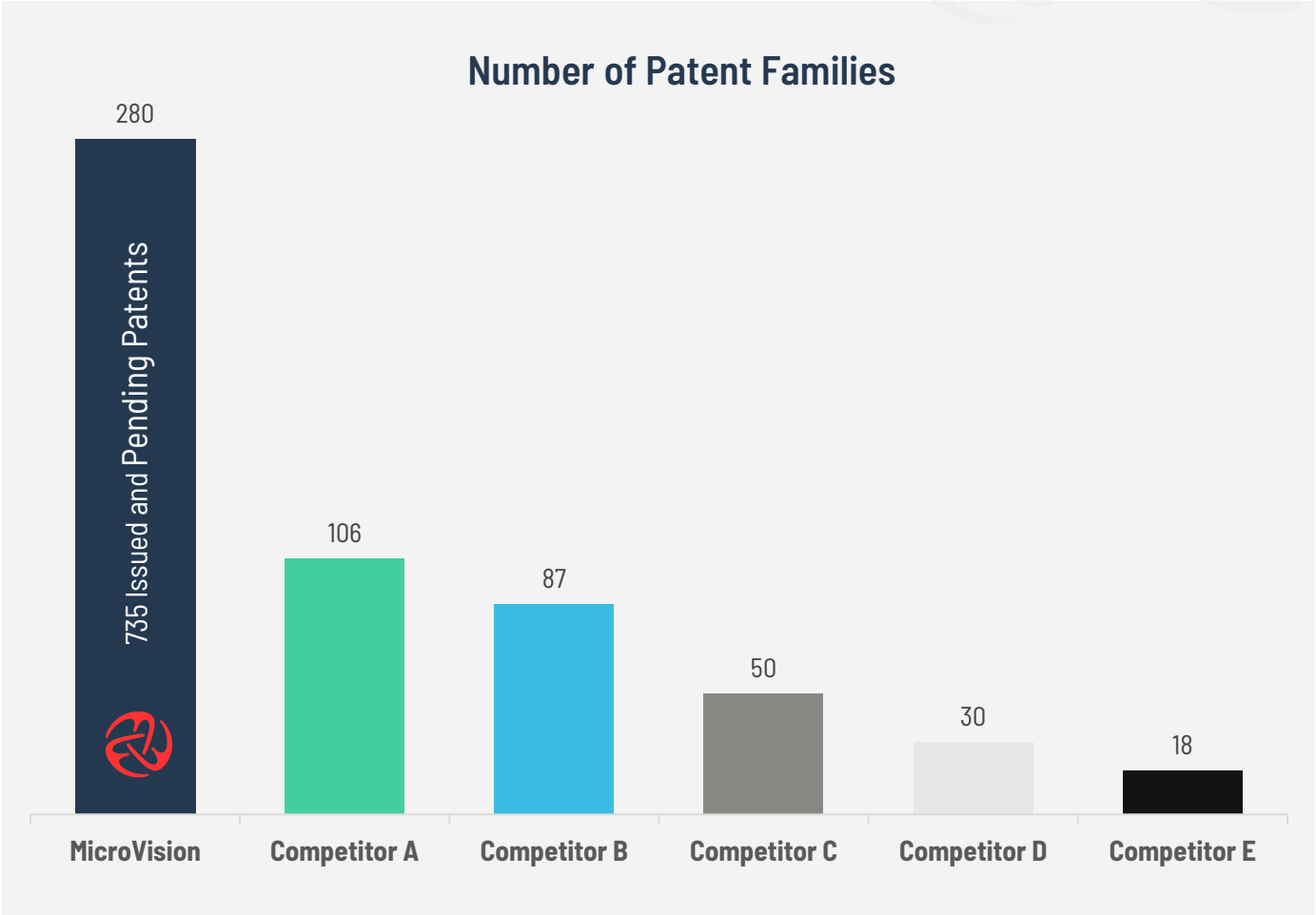
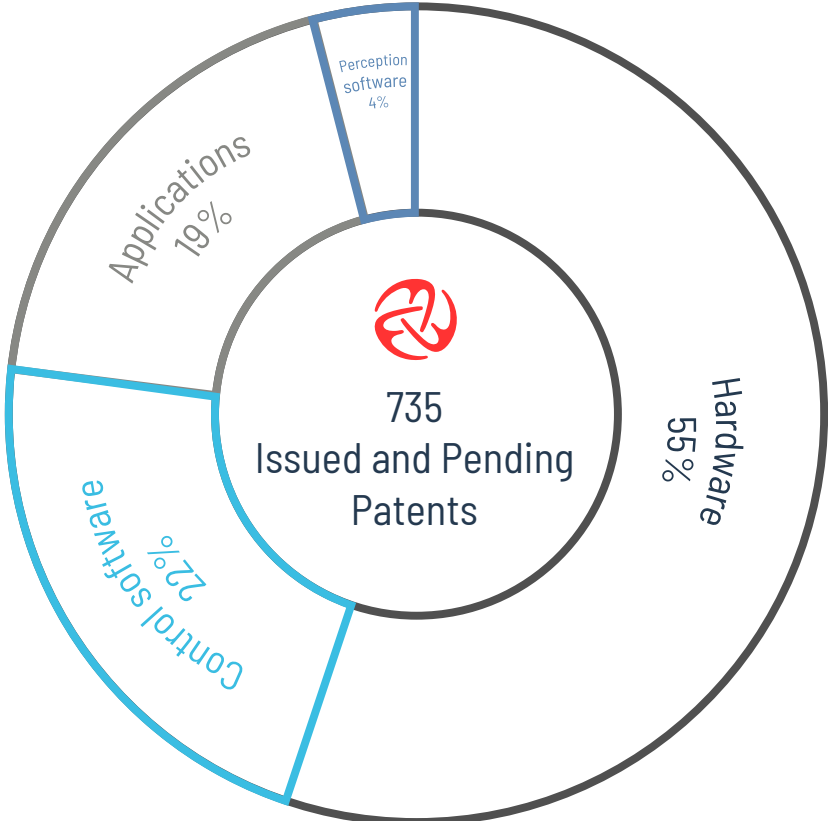
> Expanded product portfolio

> Diversification into non-auto

> High margin revenue streams

Source: IHS Markit, company estimates. EBITDA is a non-GAAP measure useful to management and investors as a liquidity measure and for comparison to peers but is not intended as a substitute for GAAP.

MicroVision is a More Mature Company with Deep IP Portfolio



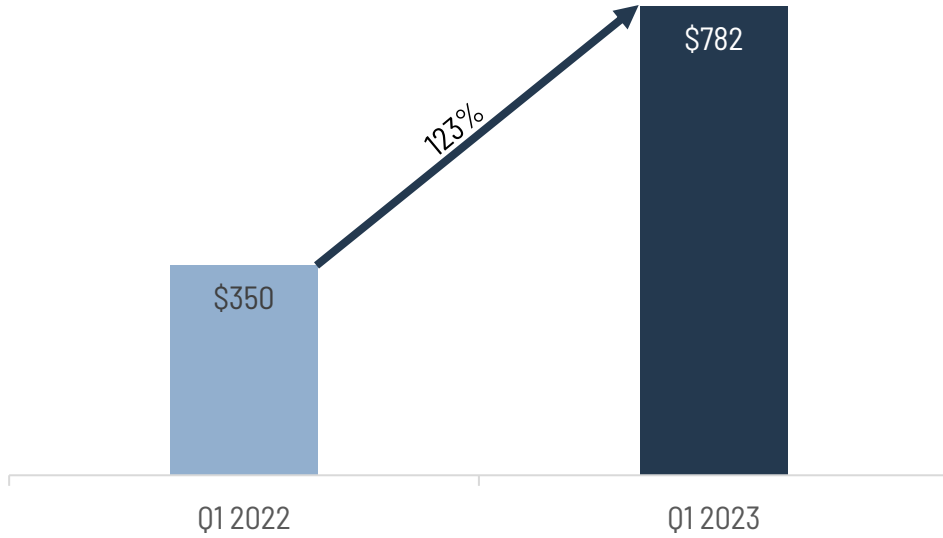
Source: Company records and public filings for peers.
Note: Patent family is the same invention disclosed by a common inventor(s) and patented in more than one country.



Q1 2023 Summary Financial Performance

Revenue Growth

(\$ in '000s)



| (\$ in '000s) | Q1 2023 |
|--|---------|
| GAAP Gross Profit | \$238 |
| (+) Share-based compensation expense | - |
| (+) Amortization of acquired intangibles | 255 |
| Adjusted Gross Profit | \$493 |
| % margin | 63% |

Revenue

Net Cash Used in Operations

Total Liquidity

- Includes revenue from hardware and software
- 60% lidar with customers in the hardware revenue stream include a major automotive OEM along with other customers in the industrial and agricultural applications
- 40% software with customers in the software revenue stream include 2 major automotive OEMs.
- \$14 million cash was used in operating activities in Q1 2023
- \$68 Million in Cash and cash including investment securities as of March 31, 2022



Thank you
NASDAQ: MVIS