





VAALCO ENERGY, INC.

www.vaalco.com

ENERCOM DENVER CONFERENCE

Profitably
and Sustainably
Growing Value



August 2024

SAFE HARBOR STATEMENT



www.vaalco.com

Forward Looking Statements

This presentation includes “forward-looking statements” within the meaning of Section 27A of the Securities Act of 1933, as amended (the “Securities Act”) and Section 21E of the Securities Exchange Act of 1934, as amended, which are intended to be covered by the safe harbors created by those laws and other applicable laws and “forward-looking information” within the meaning of applicable Canadian securities laws. Where a forward-looking statement expresses or implies an expectation or belief as to future events or results, such expectation or belief is expressed in good faith and believed to have a reasonable basis. All statements other than statements of historical fact may be forward-looking statements. The words “anticipate,” “believe,” “estimate,” “expect,” “intend,” “forecast,” “outlook,” “aim,” “target,” “will,” “could,” “should,” “may,” “likely,” “plan” and “probably” or similar words may identify forward-looking statements, but the absence of these words does not mean that a statement is not forward-looking. Forward-looking statements in this press release include, but are not limited to, statements relating to (i) estimates of future drilling, production, sales and costs of acquiring crude oil, natural gas and natural gas liquids; (ii) expectations regarding VAALCO’s ability to effectively integrate assets and properties it has acquired as a result of the Svenska acquisition into its operations; (iii) expectations regarding future exploration and the development, growth and potential of VAALCO’s operations, project pipeline and investments, and schedule and anticipated benefits to be derived therefrom; (iv) expectations regarding future acquisitions, investments or divestitures; (v) expectations of future dividends; (vi) expectations of future balance sheet strength; and (vii) expectations of future equity and enterprise value.

Such forward-looking statements are subject to risks, uncertainties and other factors, which could cause actual results to differ materially from future results expressed, projected or implied by the forward-looking statements. These risks and uncertainties include, but are not limited to: risks relating to any unforeseen liabilities of VAALCO; the ability to generate cash flows that, along with cash on hand, will be sufficient to support operations and cash requirements; risks relating to the timing and costs of completion for scheduled maintenance of the FPSO servicing the Baobab field; and the risks described under the caption “Risk Factors” in VAALCO’s 2023 Annual Report on Form 10-K filed with the SEC on March 15, 2024 and subsequent Quarterly Reports on Form 10-Q filed with the SEC. Any forward-looking statement made by VAALCO in this presentation is based only on information currently available to VAALCO and speaks only as of the date on which it is made. Except as may be required by applicable federal securities laws, VAALCO undertakes no obligation to publicly update any forward-looking statement, whether written or oral, that may be made from time to time, whether as a result of new information, future developments or otherwise.

Dividends beyond the third quarter of 2024 have not yet been approved or declared by the Board of Directors for VAALCO. The declaration and payment of future dividends remains at the discretion of the Board and will be determined based on VAALCO’s financial results, balance sheet strength, cash and liquidity requirements, future prospects, crude oil and natural gas prices, and other factors deemed relevant by the Board. The Board reserves all powers related to the declaration and payment of dividends. Consequently, in determining the dividend to be declared and paid on VAALCO common stock, the Board may revise or terminate the payment level at any time without prior notice.

Oil and Natural Gas Reserves

This announcement contains crude oil and natural gas metrics which do not have standardized meanings or standard methods of calculation as classified by the SEC and therefore such measures may not be comparable to similar measures used by other companies. Such metrics have been included herein to provide readers with additional measures to evaluate the proposed Acquisition; however, such measures may not be reliable indicators of the future performance of Svenska and future performance.

WI CPR Reserves

WI CPR reserves represent proved (1P) and proved plus probable (2P) estimates as reported by Petroleum Development Consultants Limited and prepared in accordance with the definitions and guidelines set forth in the 2018 Petroleum Resources Management Systems approved by the Society of Petroleum Engineers. The SEC definitions of proved and probable reserves are different from the definitions contained in the 2018 Petroleum Resources Management Systems approved by the Society of Petroleum Engineers. As a result, 1P and 2P WI CPR reserves may not be comparable to United States standards. The SEC requires United States oil and gas reporting companies, in their filings with the SEC, to disclose only proved reserves after the deduction of royalties and production due to others but permits the optional disclosure of probable and possible reserves in accordance with SEC definitions.

1P and 2P WI CPR reserves, as disclosed herein, may differ from the SEC definitions of proved and probable reserves because:

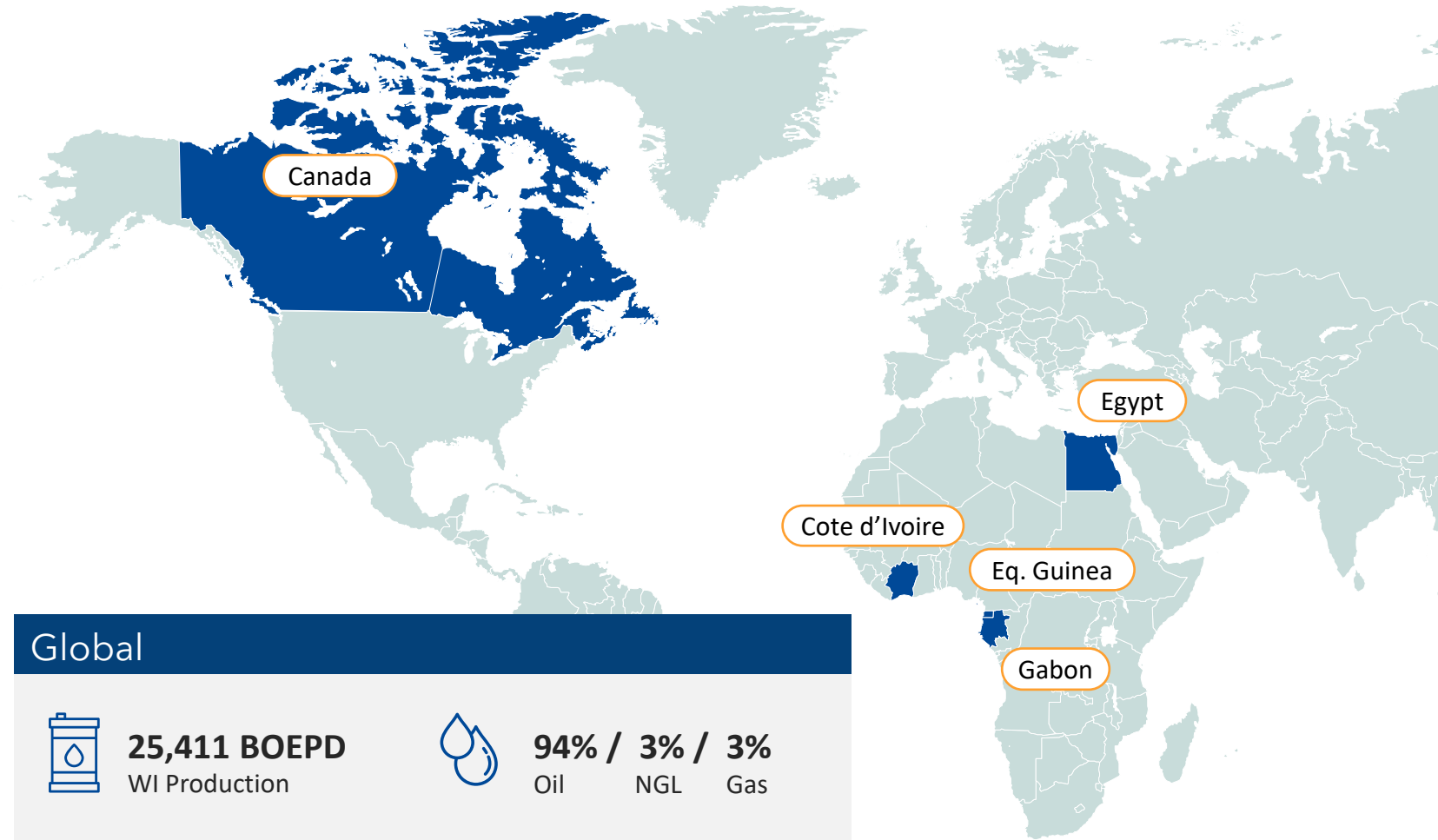
- Pricing for SEC is the average closing price on the first trading day of each month for the prior year which is then held flat in the future, while the 1P and 2P WI CPR pricing assumption was \$79.79 per barrel of oil beginning in 2024, \$69.79 in 2025, and inflating 2% thereafter;
- Lease operating expenses are typically not escalated under the SEC’s rules, while for the WI CPR reserves estimates, they are escalated at 2% annually beginning in 2024.

Management uses 1P and 2P WI CPR reserves as a measurement of operating performance because it assists management in strategic planning, budgeting and economic evaluations and in comparing the operating performance of Svenska to other companies. Management believes that the presentation of 1P and 2P WI CPR reserves is useful to its international investors, particularly those that invest in companies trading on the London Stock Exchange, in order to better compare reserve information to other London Stock Exchange-traded companies that report similar measures. However, 1P and 2P WI CPR reserves should not be used as a substitute for proved reserves calculated in accordance with the definitions prescribed by the SEC. In evaluating VAALCO’s business, investors should rely on VAALCO’s SEC proved reserves and consider 1P and 2P WI CPR reserves only supplementally.

Other Oil and Gas Advisories

Investors are cautioned when viewing BOEs in isolation. The Svenska reserves estimates as of October 1, 2023 were calculated using a BOE conversion ratio of six thousand cubic feet of natural gas to one barrel of oil equivalent (6 MCF: 1 Bbl). The Svenska reserves estimates as of December 31, 2023 were calculated using a BOE conversion ratio of five thousand eight hundred cubic feet of natural gas to one barrel of oil equivalent (5.8 MCF: 1 Bbl). BOE conversion ratio is based on an energy equivalency conversion method primarily applicable at the burner tip and does not represent a value equivalency at the wellhead. Given that the value ratio based on the current price of crude oil as compared to natural gas is significantly different from the energy equivalencies described above, utilizing such equivalencies may be incomplete as an indication of value.

Q2 2024 GLOBAL PORTFOLIO



Global



25,411 BOEPD
WI Production



94% / 3% / 3%
Oil NGL Gas



1,764,000 BOE
WI Sales



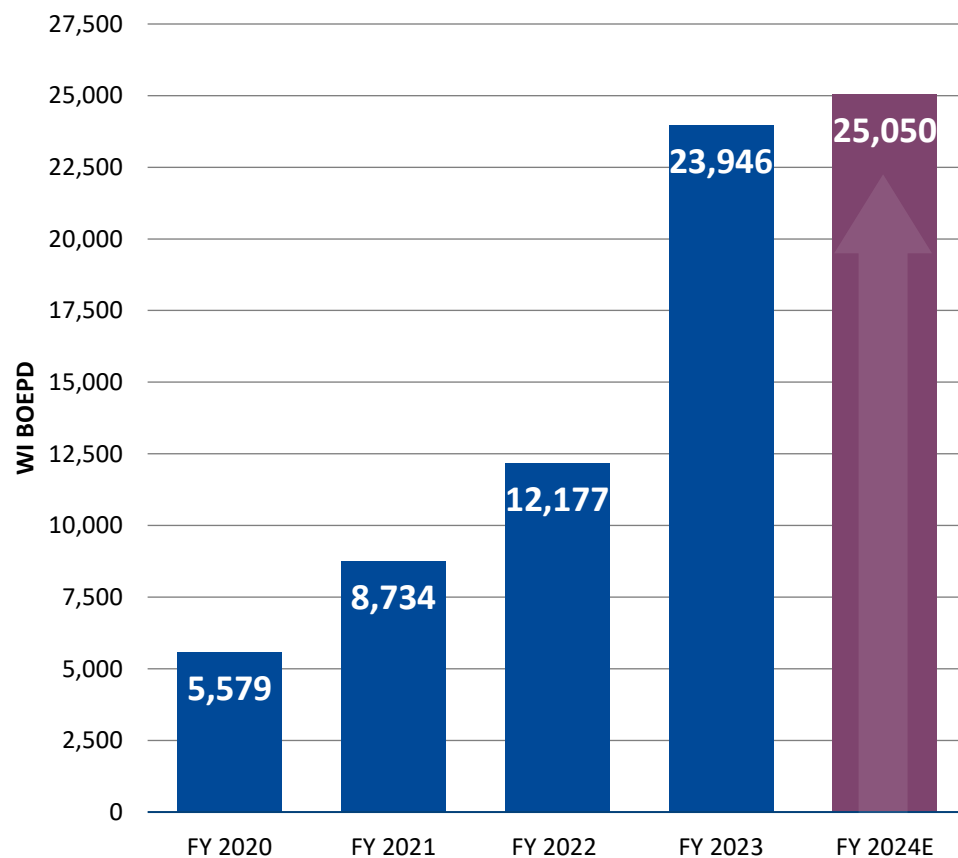
\$32.5 million
Capex (cash)

- Diversified and de-risked portfolio of producing assets with individual routes to market and realizations
- African focused business with strong management experience in this market
 - Concessions have recently been extended
 - Oil & Gas friendly fiscal systems
- Strong financial position with no debt and ~\$63 mm in cash
- Opportunities to expand our borrowing base allowing for continued growth
- Closed Cote d'Ivoire non-operating acquisition on April 30, 2024

STEP CHANGE IN TOTAL PRODUCTION AND RESERVES

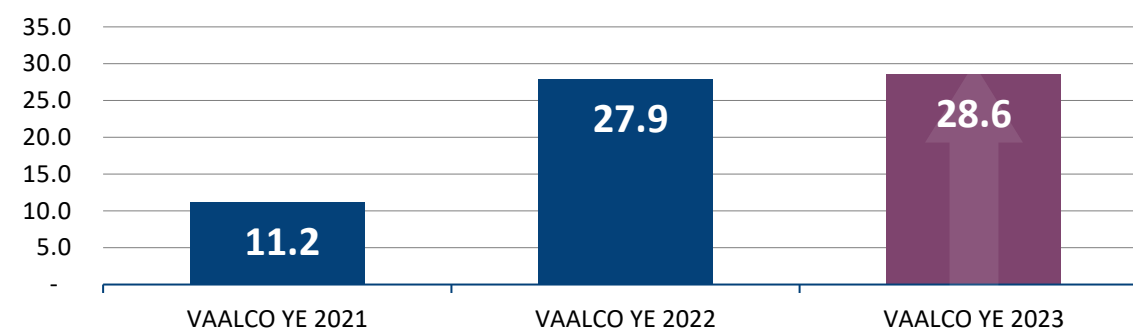
| Significant Increase in Size and Scale

Production (WI)

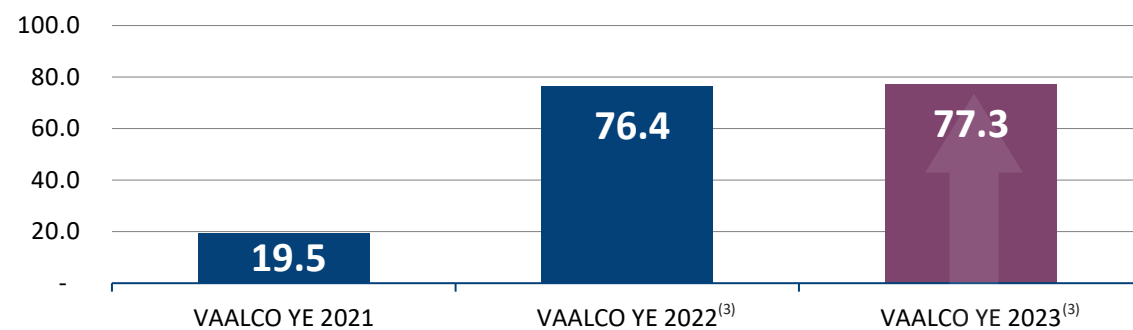


FY 2024E is midpoint of updated guidance range including the Svenska acquisition

SEC Proved Reserves⁽¹⁾ (MMBOE)



2P WI CPR Reserves⁽²⁾ (MMBOE)



- 1) SEC reserves are NSAI estimates as of December 31, 2021, NSAI and GLJ estimates as of December 31, 2022 and NSAI and GLJ estimates as of December 31, 2023
- 2) 2P WI CPR Reserves are NSAI and GLJ estimates as of December 31, 2023 with VAALCO's management assumptions for escalated crude oil price and costs. See "Oil and Natural Gas Reserves" in the Safe Harbor Statements for further information
- 3) 2P CPR reserves in YE 2022 and YE 2023 for Equatorial Guinea POD approval are NSAI estimates as of September 2022 with VAALCO's management assumptions for escalated crude oil price and costs

Q2 2024 KEY METRICS



	Q2 2024	Sequential Change ¹	Year over Year Change ²
Reported Production (Avg. WI Daily Production Volumes)	25,411 BOEPD	17%	2%
Adjusted EBITDAX ³	\$72.5 million	17%	11%
Adjusted Net Income ³	\$22.6 million	245%	90%
Adjusted Net Income per Share ³	22 cents	267%	100%
Net Income	\$28.2 million	266%	315%
Diluted Net Income per Share	27 cents	286%	350%
Cash Capital Expenditures	\$32.5 million	-96%	-20%
Shareholder Dividend	\$6.5 million	0%	0%



Solid Operational and Financial Results Met or Exceeded Guidance and Consensus

SVENSKA ACQUISITION HIGHLIGHTS



Utilizing strong balance sheet to deliver value accretive M&A

No issuance of debt or equity; acquisition funded with a portion of cash on hand



Cote d'Ivoire diversifies portfolio with new country entry in West Africa

Strategically complementary assets add material production and reserves



VAALCO has recent experience with FPSO project and operating similar asset

Ability to enhance value through expertise



Aligning with a respected operator with proven track record of success

Planned development drilling and Kossipo upside provide sustainable longevity

FPSO Baobab Ivoirien MV10



Aligns with Strategic Vision, Provides Strong Cash Flow in 2024 and Material Long-Term Upside Potential

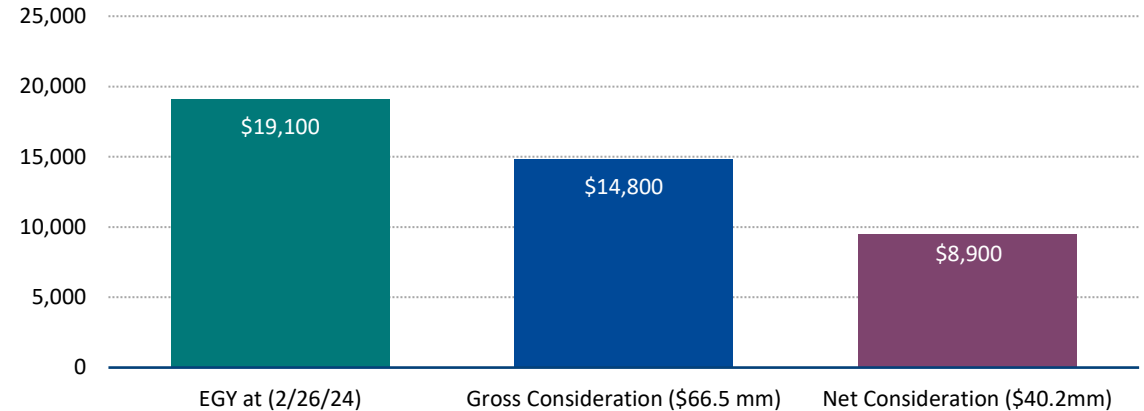
KEY FINANCIAL ACQUISITION HIGHLIGHTS

Svenska Acquisition Immediately Accretive to Shareholders

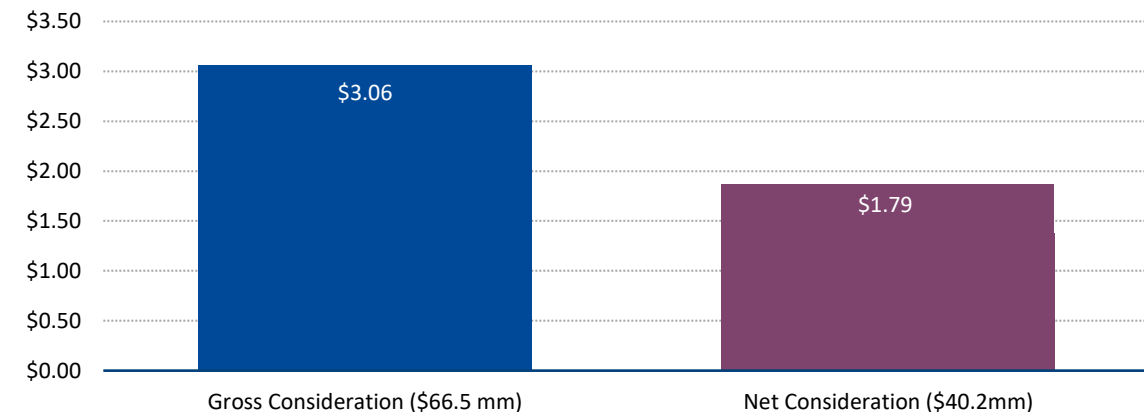
Adding Value to VAALCO's Portfolio

- > Production at acquisition ~ 5,000 WI BOEPD (99% oil)
- > Strong realizations closely aligned with Brent pricing
- > Accretive across key per share metrics
- > Low expected operating costs per BOE
- > Expect minimal additional G&A costs moving forward as VAALCO's existing operational and management teams will assume the majority of responsibilities following a short transitional period
- > Forecasted to add cash flow from operating activities post closing
- > Production and other metrics are now included in 2024 updated guidance

Value Per Flowing WI (\$/BOEPD)



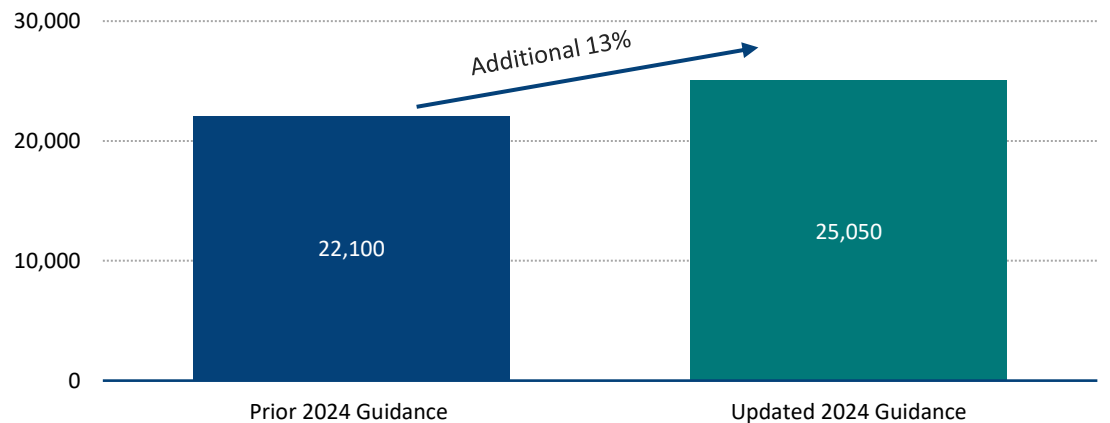
Cost Per BOE of 2P WI CPR Reserves¹ (\$/BOE)



SIGNIFICANT ADDITIONS TO PRODUCTION AND RESERVES

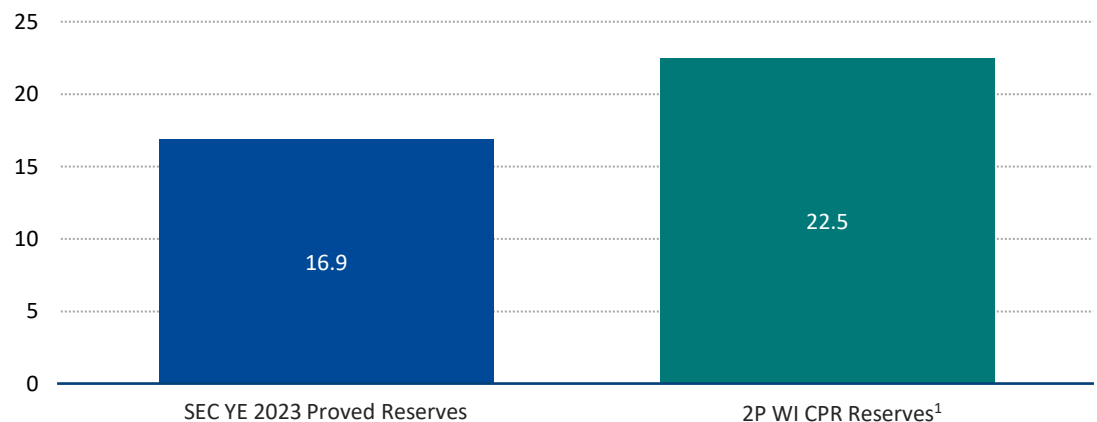
Compelling Valuation Metrics at Highly Attractive Pricing

WI Production (BOEPD)

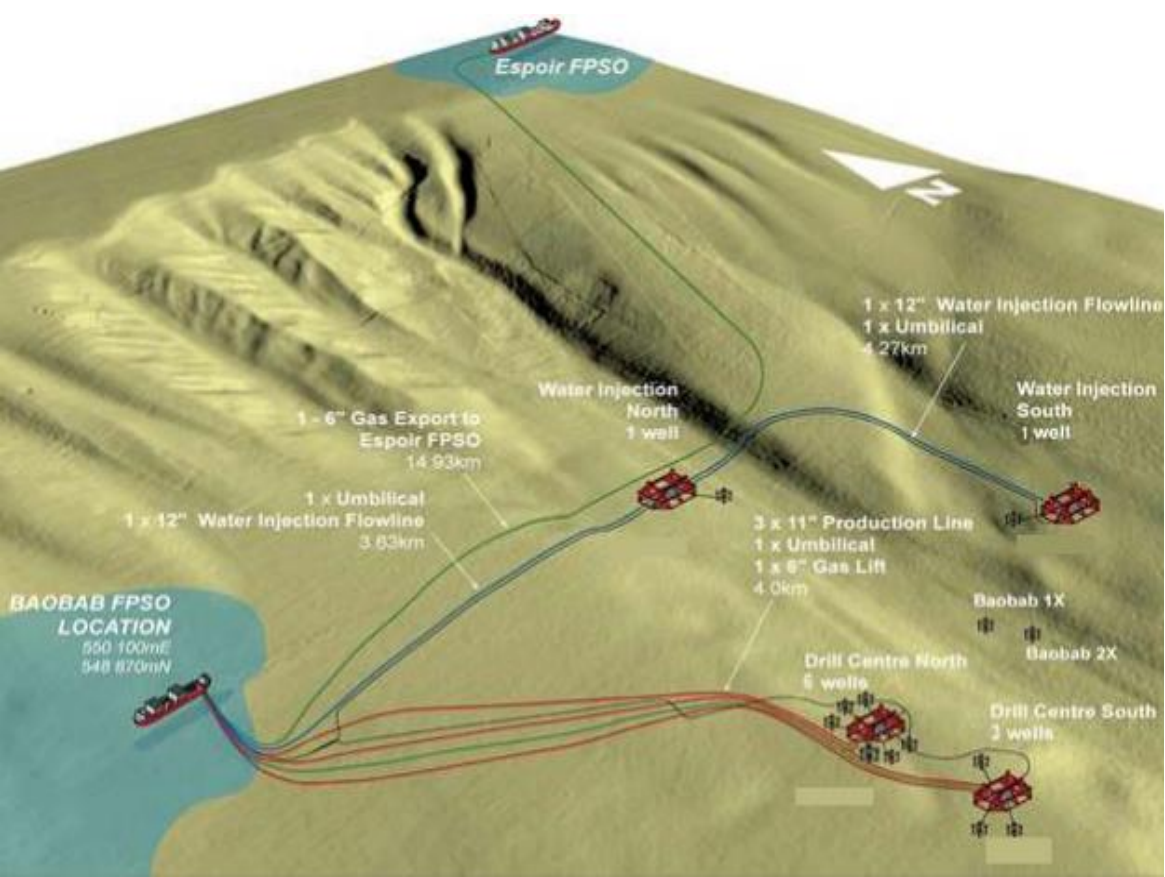


Note: 2024 guidance is midpoint production range before and after the Svenska acquisition

Acquisition Reserves (MMBOE)



CI-40 Subsea Configuration



1) Reserves estimates were prepared in accordance with the definitions and guidelines set forth in the 2018 Petroleum Resources Management Systems approved by the Society of Petroleum Engineers. See "Oil and Natural Gas Reserves" in the Safe Harbor Statement for further information.

Key Milestones and Catalysts Across Diversified Asset Base



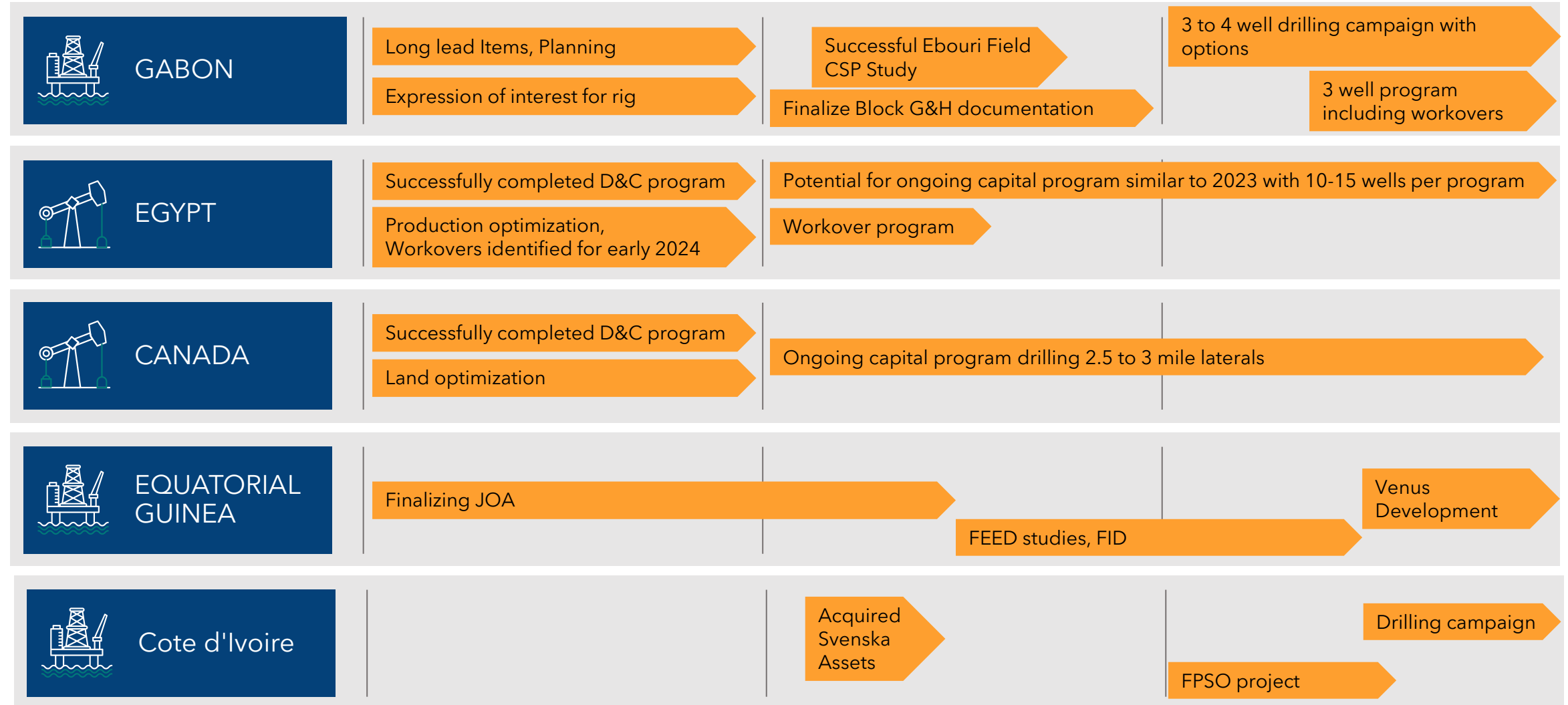
www.vaalco.com



2023

2024

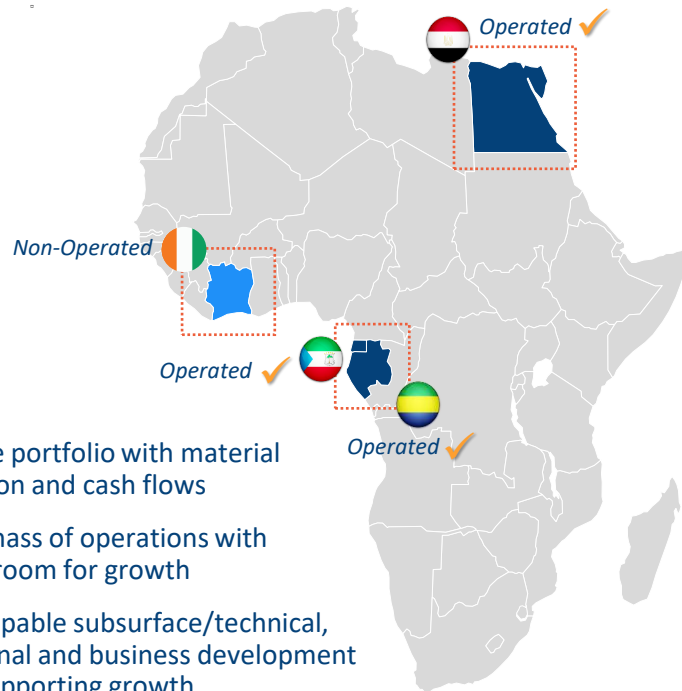
2025+



STRATEGICALLY EXPANDING OUR DIVERSIFIED AFRICAN-FOCUSED PORTFOLIO

Building Scale and Diversification with a Full-cycle, Low-risk, High Return Portfolio

A Growing, Diversified Footprint in Africa



Supported by High-Quality Canadian Acreage



Organic Growth Opportunities

- > **Cote d'Ivoire** – FPSO maintenance and upgrade, coupled with Phase 5 drilling
- > **Gabon** – 2025/2026 drilling campaign
- > **Egypt** – 10-15 well drilling campaign, coupled with continued high return workover and recompletions
- > **Canada** – Southern exploration well potential and continue successful long lateral drilling program
- > **Equatorial Guinea** – FEED study completion with FID and potential drilling in 2026+



Quickly Closed Accretive Svenska Acquisition, Adding Meaningful Production, Reserves and Upside

COTE D'IVOIRE: CI-40 LICENSE

Production from Multiple Reservoirs, and 9 Subsea Wells, with Upside from Identified Prospects

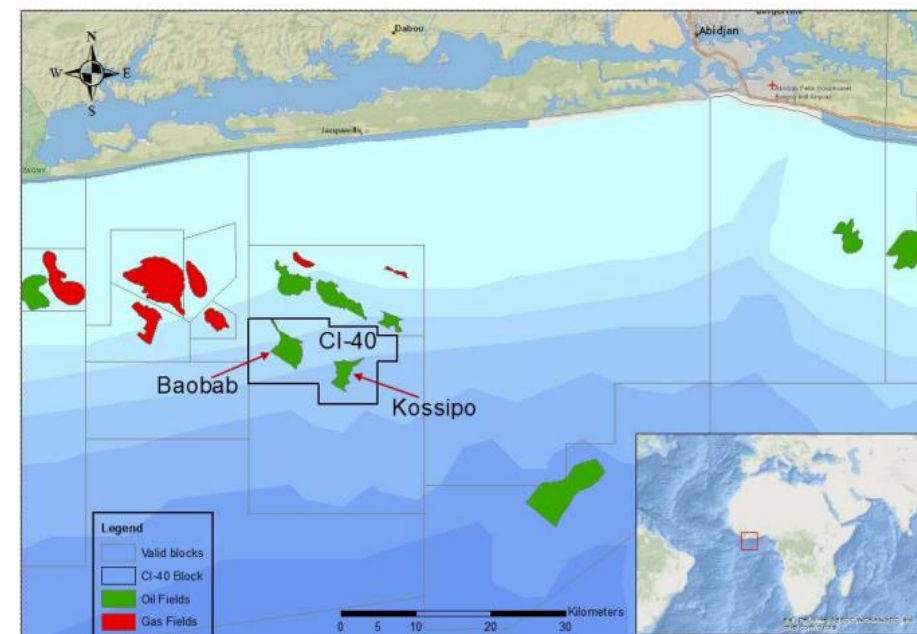


CNR International	VAALCO	Petroci Holding
57.61% WI Operator	27.39% WI	15.00% WI (10% carried by license partners)

Water Depth	900 – 1,300M
Discovery year	2001
License term	April 2038 ¹
First production	August 2005
Gross production to date	~150 MMBOE
Best estimate STOIP	~1,000 MMBOE

Asset Overview

- > CI-40 Baobab field was discovered in 2001 and is located in the western half of the CI-40 license, 30km offshore Côte d'Ivoire
- > Baobab field is a low opex, highly cash generative asset with material reserves and upside resource base
- > The field has been developed with 24 subsea production wells and 5 water injector wells tied back to a leased FPSO
- > PSC license with initial term until April 11, 2028 with a 10-year extension option until April 2038
- > Attractive fiscal terms with an 80% cost recovery cap, a 25% cost recovery uplift on development expenditures, and a 53% contractor profit oil take
- > Industry friendly government with Total, Murphy and ENI currently active in Cote d'Ivoire
- > FPSO maintenance and upgrades starting in 2025 enables future drilling and development; expected to restart in 2026 following the drilling campaign
- > Significant development drilling expected to begin in 2026 with meaningful additions to production from the main Baobab field in CI-40, as well as potential future development of the Kossipo field also on the license



Asset Highlights

- Strong operational production uptime and optimization efforts, offsetting decline
 - Achieved ~97% production uptime in 2023
 - Focus on back pressures post FPSO change out optimizing field process and production capabilities
- Capital program in 2024 focused on maintenance capex and long lead items for next drilling campaign expected in 2025
- Targeting a seven well drilling program that includes a mix of development, exploration and workover wells, subject to securing a drilling rig
- Program successfully completed for chemical injection process to enable additional Ebouri production through a sidetrack well and workovers in the 2025 program

2Q 2024 Asset Stats

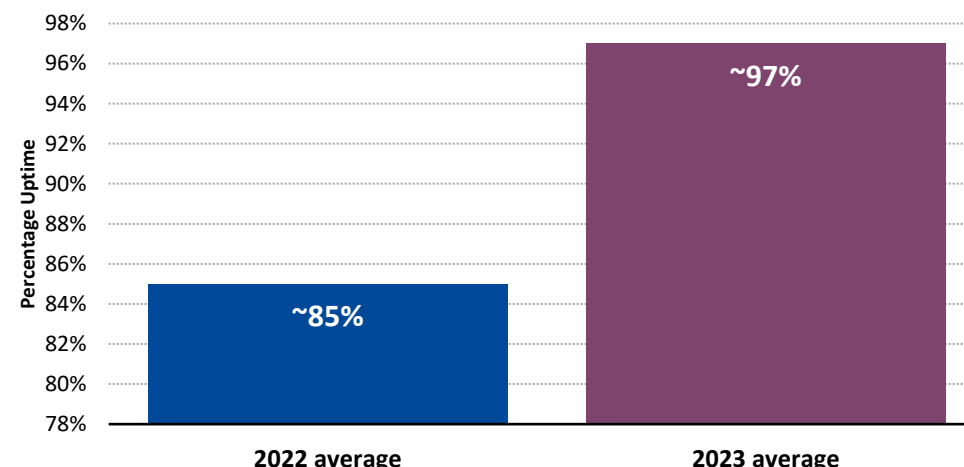


8,566 BOEPD
WI Production



100% / 0% / 0%
Oil NGL Gas

Operational Production Uptime



Maintaining Strong Production and Planning for Next Drilling Campaign

Asset Highlights

- 2Q 2024 performed four recompletions
- In 3Q 2024 achieved 2 million man hours without a lost time incident in Egypt
- Post quarter end, received \$8 million in payment of aged AR in Egypt from EGPC
- In July, written confirmation that the invoice for the back dated entitlement was recognized in their June Accounts Payable as owed to us for our Merged Concession effective date adjustment
- Reviewing potential drilling program for 2024/2025 commencing October 2024 subject to confirmation and equipment availability

2Q 2024 Asset Stats

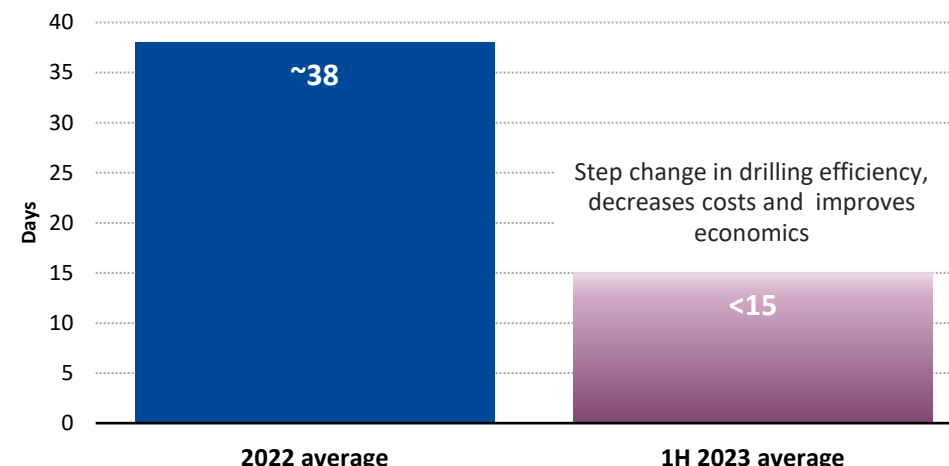


10,474 BOEPD
WI Production



100% / 0% / 0%
Oil NGL Gas

Improved Drilling Efficiency



Capital Workover Program Helping to Offset Natural Decline in 1st Half of 2024

Asset Highlights

- Based on successful 2023 capital program, moving to longer laterals exclusively in the future
 - Extending laterals to 2.5 and 3 miles should improve the overall economics of future drilling programs
 - Acquired additional acreage in 2023 to facilitate longer laterals
- 1Q 2024 successfully drilled four wells all of which were 2.75 mile laterals
- Successfully completed all four wells
 - Three wells with IP30 rates above type curve expectations
 - One well with IP30 rate below type curve expectations
 - New wells are improving liquid ratio from 60% in Q1 2024 to 75% in Q2 2024
- Planned exploration well in southern acreage in September 2024

2Q 2024 Asset Stats

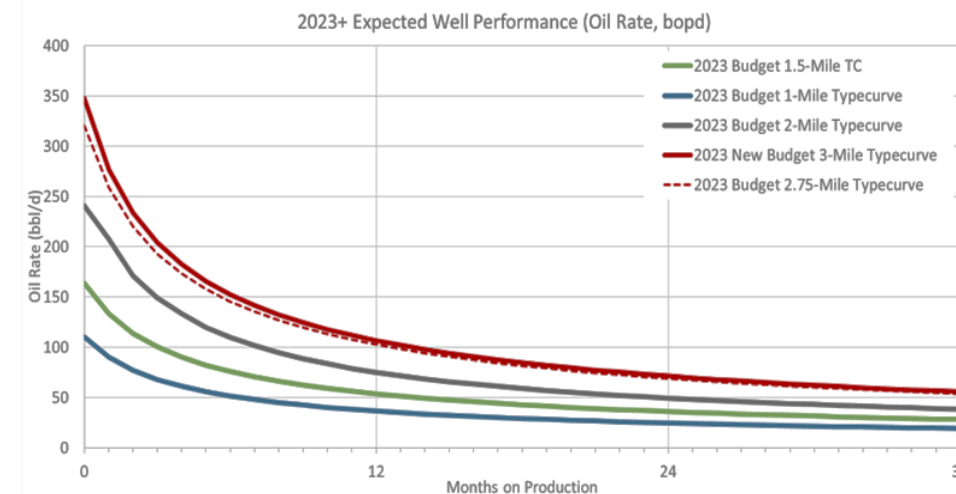


3,041 BOEPD
WI Production



47% / 27% / 26%
Oil NGL Gas

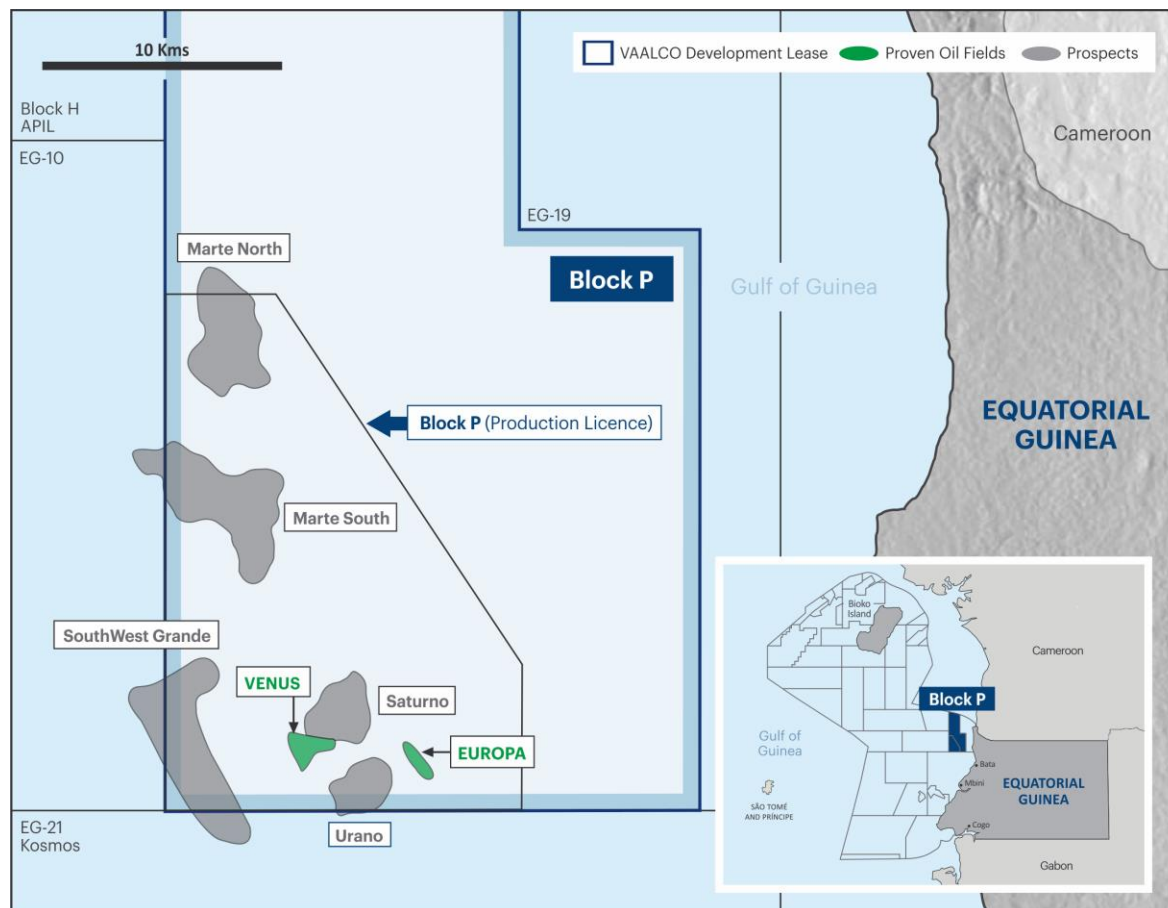
Enhancing Returns By Extending Lateral Length



Outstanding 2023 Capital Program Drove Production Growth

EQUATORIAL GUINEA: FUTURE GROWTH POTENTIAL

Maximizing the value in VAALCO's portfolio



VENUS DISCOVERY

Potential to add:
2P CPR reserves

EUROPA DISCOVERY

Upside potential:
Unrisked
2C resource

SW GRANDE PROSPECT

Upside potential:
Unrisked Prospective
Resources

Material Development Opportunity with Further Upside

- › All wells drilled on Block P have oil shows or oil sands
- › PSC license period is for 25 years from date of approval of a development and production plan
- › Discoveries on Block were made by Devon, a prior operator/owner

Current Status

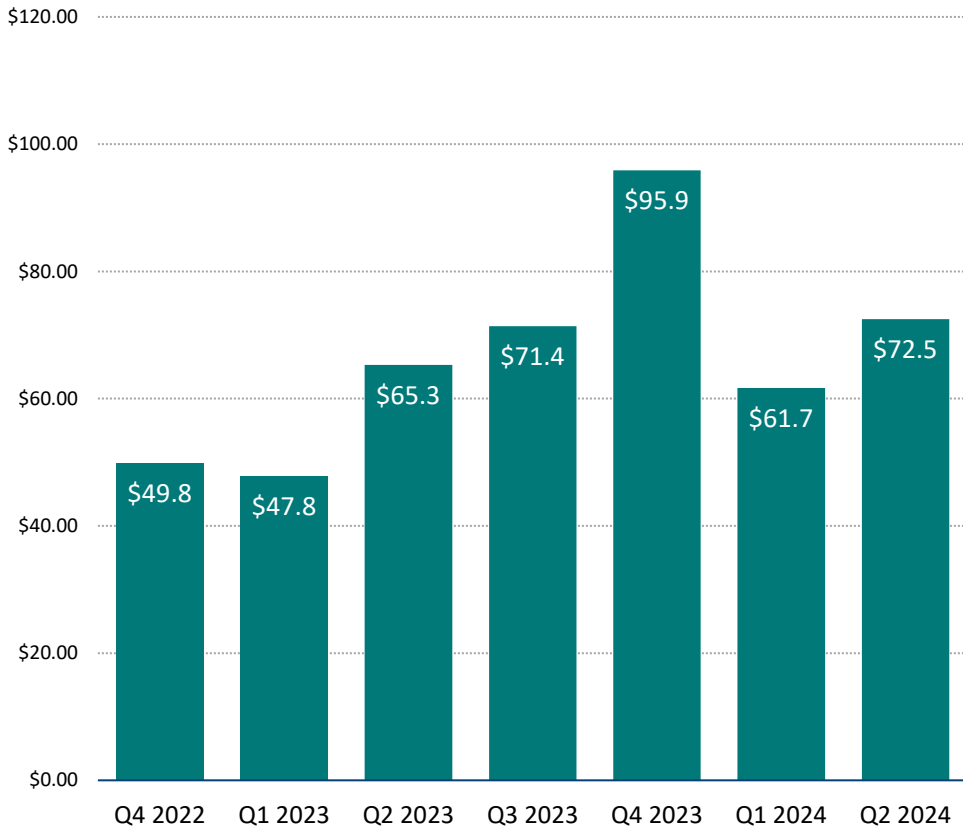
- › In 2021, completed feasibility study of Venus standalone project
- › In September 2022 Plan of development approved by EG government
- › On March 22, 2024, 3rd Amendment to the Block P JOA was executed
- › FEED study commencing with expectation of conclusion later this year and move forward toward FID

 **Strategy to Accelerate Value Creation While Adding Second Core Area, Reduces Risk and Enhances Upside**

SOLID FINANCIAL FOUNDATION WITH NO BANK DEBT

Fully Funding Shareholder Returns and Capital Programs

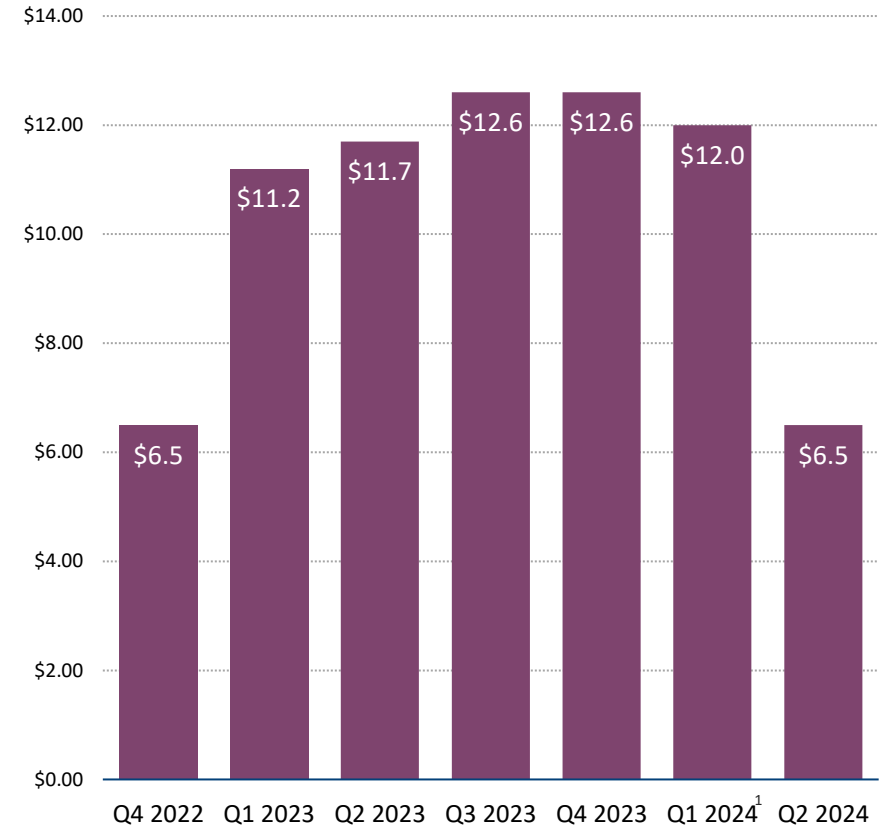
Strong Adjusted EBITDAX Generation (US\$ millions)



Unrestricted Cash (US\$ millions)



Returning Cash to Shareholders (US\$ millions)



Generating Strong Adjusted EBITDAX to Grow Cash, Fund Opportunities and Return Cash to Shareholders


Environmental, Social, Governance

Cultural alignment and shared track record for environmental stewardship enhances Combined Company's ability to deliver an effective ESG agenda

Track Record and Commitment of Combined Group



- > Zero significant reportable environmental incidents past 5/10 years
- > Broadening sustainability approach to align with new required reporting
- > Sharpening emphasis on sustainability risk mitigation across Supply Chain, EHS and HR
- > Greater scale enhances ability to develop and implement additional ESG controls



- > Exceptional operational and process safety performance
- > Track record of significant socio-economic contributions to host countries:
 - Tax and royalty payments
 - Spend with national suppliers
 - Advanced workforce nationalization programs, in step with local content objectives
- > Social license to operate underpinned by proactive community and NGO engagement



- > Further strengthening Governance foundation to build even greater consistency
- > Focused on multiple reporting frameworks including SASB, GRI and TCFD
- > Globalizing the process, protocols and systems to improve more consistent reporting and performance

(1) HSES: Health Safety and Environmental Services

VAALCO Select ESG Performance

- > **Zero significant reportable hydrocarbon (oil) spills** over c.20 year operating history
- > Undertook a comprehensive baseline study **to manage and reduce carbon footprint**
- > Contributed towards the **installation of water wells, solar lights, and supply of medical equipment and rebuilding of schools** in Gabon



TransGlobe Select ESG Performance

- > Currently assessing **venting elimination and pump/heater power options**
- > **Established HSES⁽¹⁾ & integrity management system**
- > Supported the **purchase of 50 new houses for families affected by floods** and the **purchase and delivery of Covid relief packages** in Egypt



Accelerating Shareholder Returns and Value Growth

A world-class African-focused E&P supporting sustainable shareholder returns and growth



Building a diversified, African-focused E&P with meaningful upside

Complementary asset base spanning Cote d'Ivoire, Gabon, Egypt, Equatorial Guinea and Canada



Robust net cash balance sheet providing a strong foundation for meaningful shareholder returns

Significant cash distribution returning almost \$75 million to shareholders over past 18 months



Step change in production and cash flows support sustainable returns and growth

Material growth in production and reserves over past two years supports significant cash generation for shareholder returns and growth investment



Material reserves and production with a high-quality inventory of multi-year investment options

Significant 1P and 2P (NRI) reserve base with upside across multiple assets



Enlarged scale enhances investment proposition for the global capital markets

Increased scale and profile promotes enhanced market visibility and uplift in trading liquidity



Proven team with an established track record of value creation

Strong record of value creation and returns, coupled with returning value to shareholders, enhances investment thesis

APPENDIX

2024 FULL YEAR GUIDANCE

(As of August 6, 2024) Includes impact of acquisition



www.vaalco.com

	Q3 2024	FY 2024
WI Production¹ (BOEPD)		
Gabon	8,300 - 9,300	8,300 - 9,600
Egypt	9,700 - 10,700	9,800 - 10,600
Canada	2,700 - 3,000	2,700 - 3,200
Cote d'Ivoire	4,200 - 4,600	2,800 - 3,100
Total VAALCO WI Production	24,900 - 27,600	23,600 - 26,500
NRI Production¹ (BOEPD)		
Total VAALCO NRI Production	20,300 - 22,800	18,900 - 21,400
WI Sales (BOEPD)		
Gabon	7,300 - 8,000	8,300 - 9,500
Egypt	9,700 - 10,700	9,800 - 10,600
Canada	2,700 - 3,000	2,700 - 3,200
Cote d'Ivoire	6,400 - 7,000	3,500 - 3,900
Total VAALCO WI Sales	26,100 - 28,700	24,300 - 27,200
NRI Sales (BOEPD)		
Total VAALCO NRI Sales	21,700 - 24,000	19,600 - 22,200
Production Expense² (millions)		
Production Expense per WI BOE	\$14.50 - \$21.00	\$18.00 - \$20.50
Production Expense per NRI BOE	\$17.50 - \$25.00	\$22.00 - \$26.00
Offshore Workovers (millions)		
Cash G&A ³ (millions)	\$4.5 - \$6.5	\$20.0 - \$28.0
CAPEX (millions)	\$32.0 - \$54.0	\$115.0 - \$140.0
DD&A (\$/BOE)	\$16.00 - \$20.00	\$16.00 - \$20.00




- 1) WI is Working interest to VAALCO and NRI is net of royalties
- 2) Excludes offshore workover expense and stock-based compensation
- 3) Excludes stock-based compensation

2024 NETBACKS AT DIFFERENT PRICE SCENARIOS

Significant Increase in Size and Scale

Total Company Blended Netback on Working Interest Basis

FY2024 Margins at \$90 Realized Oil and Midpoint of Guidance



FY2024 Margins at \$80 Realized Oil and Midpoint of Guidance



FY2024 Margins at \$70 Realized Oil and Midpoint of Guidance



- Strong profitability in current Brent pricing environment
- Forecasted 2024 netbacks improved by Cote d'Ivoire acquisition
- 2024 forecasted netbacks show improvement vs. 2023 netbacks
- Testament to continued focus on cost control, production optimization and growth
- Updated 2024 netback assumes all Egyptian sales are domestic

RECONCILIATIONS OF NON-GAAP MEASURES

Reconciliation of Net Income to Adjusted Net Income	Three Months Ended			Six Months Ended	
	June 30, 2024	June 30, 2023	March 31, 2024	June 30, 2024	June 30, 2023
Net income	\$ 28,151	\$ 6,752	\$ 7,686	\$ 35,837	\$ 10,222
Adjustment for discrete items:					
Unrealized derivative instruments loss (gain)	(266)	(35)	823	557	(115)
(Gain) / adjustment of acquisition price, net	(19,898)	1,412	—	(19,898)	1,412
FPSO demobilization	—	5,647	—	—	5,647
Deferred income tax expense (benefit)	(2,021)	(813)	(3,441)	(5,462)	1,658
Non-cash purchase price adjustment	14,981	—	—	14,981	—
Transaction costs related to acquisition	1,762	—	1,313	3,075	303
Other operating (income) expense, net	(132)	303	166	—	—
Adjusted Net Income	\$ 22,577	\$ 13,266	\$ 6,547	\$ 29,090	\$ 19,127
Diluted Adjusted Net Income per Share	\$ 0.22	\$ 0.12	\$ 0.06	\$ 0.28	\$ 0.18
Diluted weighted average shares outstanding (1)	103,676	107,613	104,541	103,677	108,050

(1) No adjustments to weighted average shares outstanding

Reconciliation of Net Income to Adjusted EBITDAX	Three Months Ended			Six Months Ended	
	June 30, 2024	June 30, 2023	March 31, 2024	June 30, 2024	June 30, 2023
Net income	\$ 28,151	\$ 6,752	\$ 7,686	\$ 35,837	\$ 10,222
Add back:					
Interest expense (income), net	1,117	1,703	935	2,052	3,949
Income tax expense (benefit)	9,303	11,588	22,238	31,541	26,359
Depreciation, depletion and amortization	33,132	38,003	25,824	58,956	62,420
Exploration expense	—	57	48	48	65
FPSO demobilization	—	5,647	—	—	5,647
Non-cash or unusual items:					
Stock-based compensation	984	605	899	1,883	1,254
Unrealized derivative instruments loss (gain)	(266)	(35)	823	557	(115)
Bargain purchase gain	(19,898)	—	—	(19,898)	1,412
Other operating (income) expense, net	(132)	303	166	34	303
Non-cash purchase price adjustment	14,981	—	—	14,981	—
Transaction costs related to acquisition	1,762	—	1,313	3,075	—
Credit losses and other	3,341	680	1,812	5,153	1,615
Adjusted EBITDAX	\$ 72,475	\$ 65,303	\$ 61,744	\$ 134,219	\$ 113,131

Reconciliation of Working Capital to Adjusted Working Capital	As of June 30, 2024	As of December 31, 2023	Change
Current assets	\$ 195,407	\$ 199,367	\$ (3,960)
Current liabilities	(164,193)	(153,703)	(10,490)
Working capital	31,214	45,664	(14,450)
Add: lease liabilities - current portion	12,325	9,351	2,974
Add: current liabilities - discontinued operations	—	673	(673)
Adjusted Working Capital	\$ 43,539	\$ 55,688	\$ (11,476)



VAALCO ENERGY, INC.

CONTACT



www.vaalco.com

CORPORATE OFFICES

United States

9800 Richmond Avenue,
Suite 700, Houston, Texas 77042
T 713.623.0801
F 713.623.0982
E vaalco@vaalco.com

United Kingdom

Nova North
11 Bressenden Place
London SW1E 5BY
T +44 20 7647 2500

BRANCH OFFICES

VAALCO Gabon SAs

B.P. 1335, Port Gentil, Gabon
T +241-(0)1-56-55-29

VAALCO Equatorial Guinea

Office 2-1, 3rd Floor, Energy Square,
Autovia Aeropuerto - Ela Nguema
Malabo II, Equatorial Guinea
T +240-222-991002

TransGlobe Egypt

6 Badr Towers
Ring Road, Maadi
Cairo, Egypt
T +03 4845237

TransGlobe Canada

900, 444 – 5th Avenue S.W.
Calgary, Alberta, Canada T2P 2T8
T +1.403.264.9888

SPE CI AB

Succursale de Côte d'Ivoire
Abidjan Plateau, Rue A7 Pierre
Semard, Villa NA2
01 BP 4053 Abidjan 01
Côte d'Ivoire
T +225 07 78 26 46

INVESTOR CONTACTS

U.S. - Al Petrie / Chris Delange

T 713.543.3422
E apetrie@vaalco.com

U.K. - Ben Romney / Barry Archer

T 44.0.20.7466.5000
E vaalco@buchanan.uk.com