DMC

Investor Presentation
October 2026

RESIDENCE FEATURING THERMAL STEEL DOORS AND WINDOWS FROM ARCADIA CUSTOM – WHITEFISH, MONTANA

© 2026 DMC. All rights reserved.

CAUTIONARY STATEMENT REGARDING FORWARD-LOOKING INFORMATION

This presentation contains "forward-looking statements" within the meaning of section 27A of the Securities Act of 1933 and section 21E of the Securities Exchange Act of 1934, as amended. We intend the forward-looking statements throughout this presentation to be covered by the safe harbor provisions for forward-looking statements. Statements contained in this report which are not historical facts are forward-looking statements that involve risks and uncertainties that could cause actual results to differ materially from projected results. These statements can sometimes be identified by our use of forward-looking words such as "may," "believe," "plan," "anticipate," "estimate," "expect," "intend," and other phrases of similar meaning. The forward-looking information is based on information available as of the date of this presentation and on numerous assumptions and developments that are not within our control. Although we believe that our expectations as expressed in these forward-looking statements are reasonable, we cannot assure you that our expectations will turn out to be correct.

Factors that could cause actual results to differ materially include, but are not limited to, those factors referenced in our Annual Report on Form 10-K for the year ended December 31, 2025 and Form 10-Q for the quarters ended March 31, 2026, June 30, 2026, and September 30, 2026, and such things as the following: changes in global economic conditions, including tariffs or reciprocal tariffs; our ability to obtain new contracts at attractive prices; the size and timing of customer orders and shipments; product pricing and margins; our ability to realize sales from our backlog and our ability to adjust our manufacturing and supply chain; fluctuations in customer demand; our ability to manage periods of growth and contraction effectively; general economic conditions, both domestic and foreign, impacting our business and the business of the end-market users we serve; competitive factors; the timely completion of contracts; the timing and size of expenditures; the timely receipt of government approvals and permits; the price and availability of metal and other raw materials; the adequacy of local labor supplies at our facilities; current or future limits on manufacturing capacity at our various operations; the impact of catastrophic weather events on our business and that of our customers; the ability to remain an innovative leader in our fields of business; the costs and impacts of pending or future litigation or regulatory matters; changes to legislation, regulation or public sentiment related to our business and the industries in which our customers operate; the impacts of trade and economic sanctions or other restrictions imposed by the European Union, the United States or other countries; costs and risks associated with compliance with laws and regulations, including the United States Foreign Corrupt Practices Act and similar legislation; the availability and cost of funds; fluctuations in foreign currencies; actions of activist stockholders or others; the impact of our stockholder protection rights agreement, which includes terms and conditions that could discourage a takeover or other transaction that stockholders may consider favorable.

Readers are cautioned not to place undue reliance on these forward-looking statements, which reflect management's analysis only as of the date hereof. We undertake no obligation to publicly release the results of any revision to these forward-looking statements that may be made to reflect events or circumstances after the date hereof or to reflect the occurrence of unanticipated events.

ABOUT DMC

- DMC Global has three innovative manufacturing businesses that lead niche industrial markets by providing highly engineered products and differentiated solutions
- Our businesses have established strong brands in their respective markets and are led by experienced management teams
- Our businesses capitalize on their product and service differentiation to grow market share, expand profit margins and increase cash flow
- We support our businesses with resources and capital-allocation discipline expertise to help advance their operating strategies and generate the greatest returns
- Today, our primary focus is enhancing shareholder value by deleveraging our balance sheet, improving EBITDA generation and free cash flow conversion, and driving disciplined capital allocation throughout the company

THERMAL STEEL PIVOT DOORS FROM ARCADIA CUSTOM

DMC PERFORMANCE

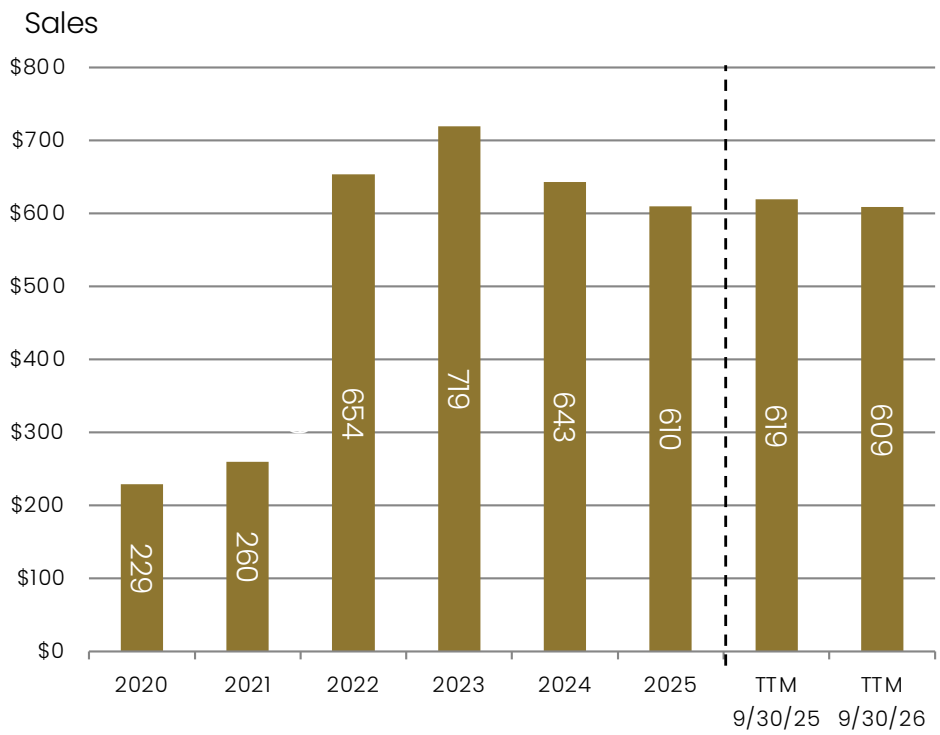

$ in millions

*Non-GAAP financial measure

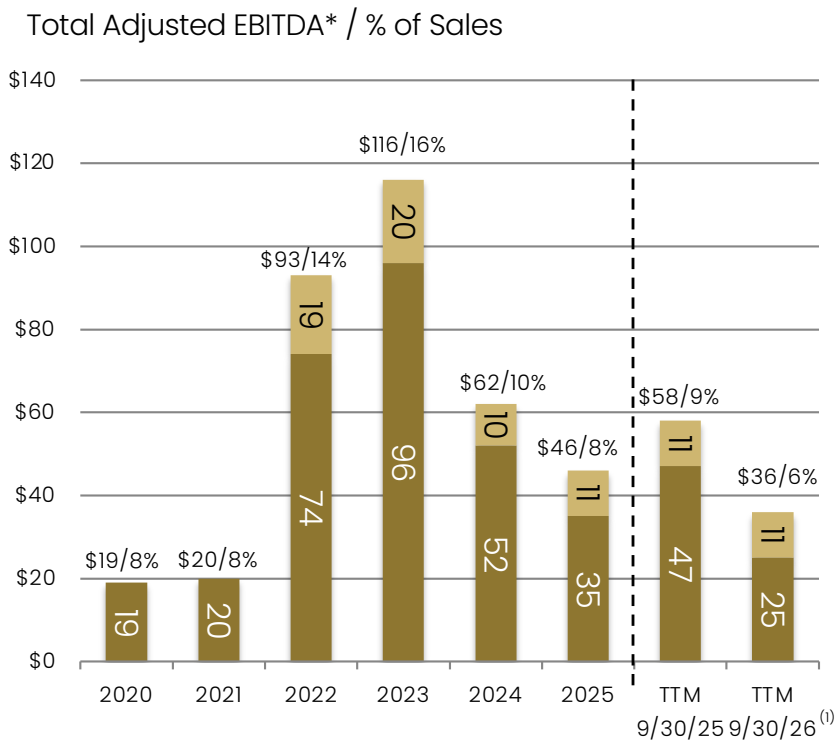

Attributable to DMC

Attributable to Non-controlling Interest Holder

(1) TTM 9/30/26 adjusted EBITDA is exclusive of $6.9 million in tariff refunds.

DELEVERAGING PROGRESS

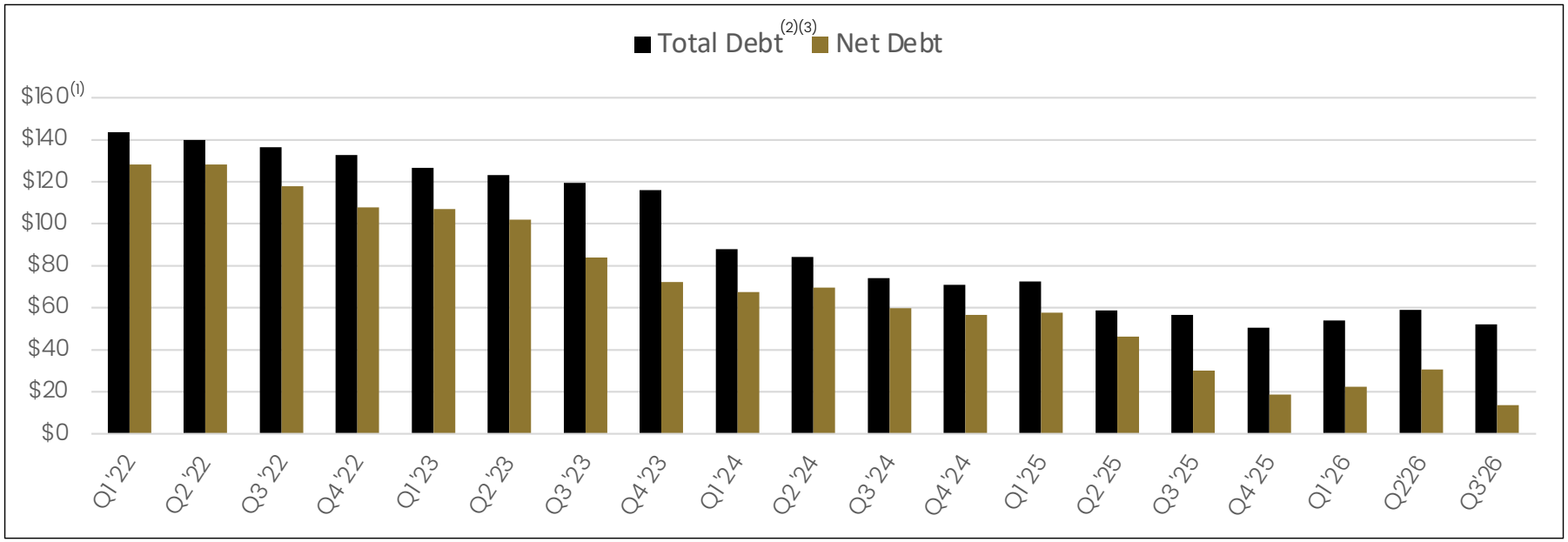

[1] Amounts in millions
[2] Net of deferred financing costs
[3] Total debt does not include a potential $162.2 million (net of a bridge loan) obligation to the holder of the 40% non-controlling interest (NCI) in Arcadia Products. This obligation is associated with a put/call option on the NCI, whereby the call option is exercisable by DMC at any time, and the put option became exercisable on September 6, 2026. The call option must be settled with 100% cash, and the put obligation may be settled with 100% cash, or 20% cash and 80% in shares of a newly designated series of preferred stock that would be authorized at that time. Refer to Note 2 of our financial statements for additional information regarding our ability to redeem preferred stock, if such shares are issued, which will be subject to certain statutory and common law limitations under Delaware law.

SALES BY BUSINESS AND END MARKET

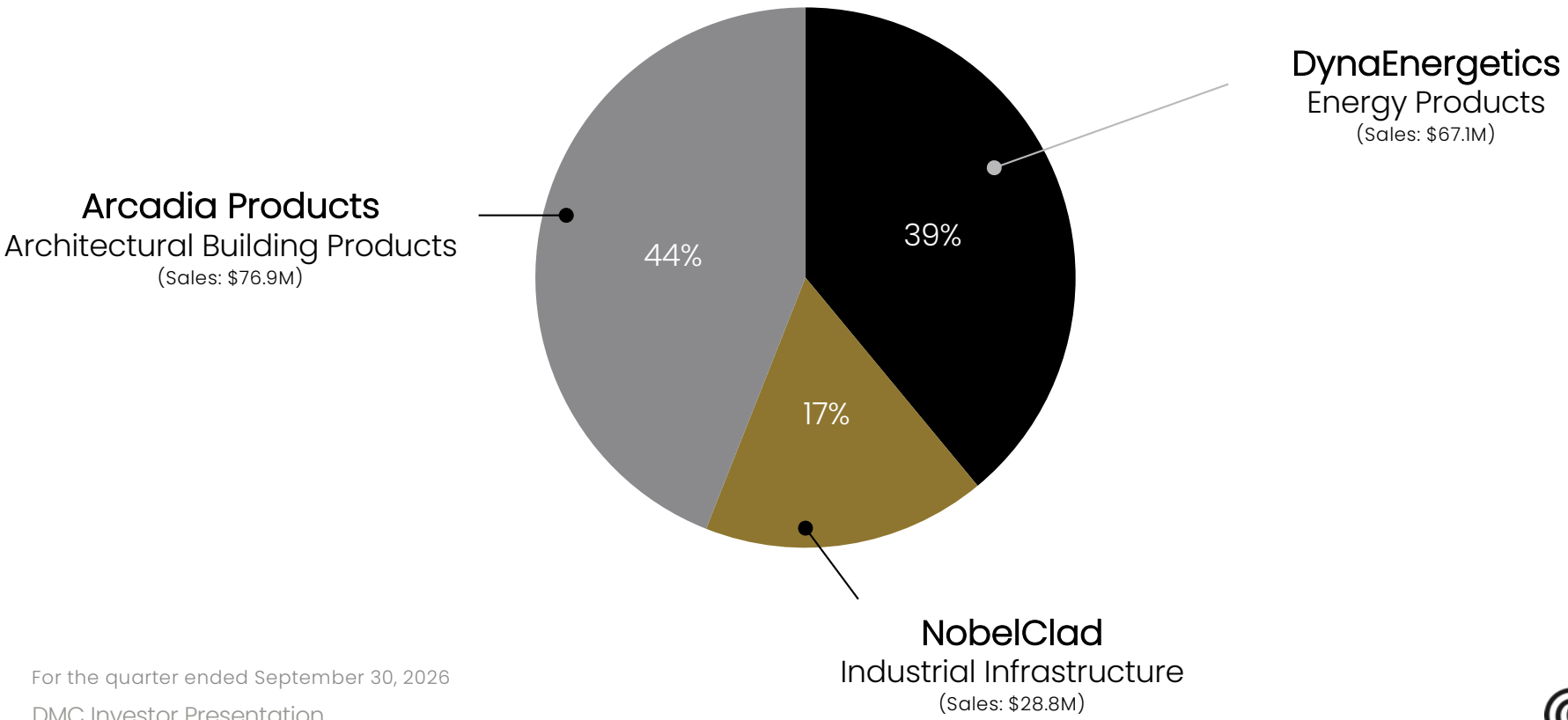

2026 PERFORMANCE OBJECTIVES

- Continue to strengthen balance sheet and capital structure
- Adjust cost structure to match market realities
- Strengthen Arcadia's core commercial operations in western and southwestern U.S. regions
- Right-size Arcadia's high-end residential product offerings to align with potential new opportunities
- Continue to focus on margin-improvement and revenue diversification initiatives at DynaEnergetics
- Focus on rebuilding order backlog at NobelClad

- DMC acquired a 60% controlling interest in Arcadia Products on December 23, 2021
  - DMC records 100% of Arcadia's revenue, and distributes 40% of its income to the minority interest holder
- DMC may acquire the remaining 40% of Arcadia through a call or put option
  - **Call:** Exercisable at any time at DMC's option and payable 100% in cash
  - **Put:** Became exercisable on September 6, 2026, at minority interest holder's option, and payable at DMC's option in, (i) all cash or (ii) 20% in cash and 80% in shares of a newly designated series of preferred stock that would be authorized at that time. The Preferred Stock is convertible into Common Stock of DMC on a one-for-one basis. However, DMC must obtain shareholder approval to issue more than 19.9% of its existing shares outstanding. The Preferred Stock has a 3% coupon. Refer to Note 2 of our financial statements for additional information regarding our ability to redeem preferred stock, if such shares are issued, which will be subject to certain statutory and common law limitations under Delaware law.
  - **Option Price:** Calculated based on Arcadia's average adjusted EBITDA over a three-year period. The average adjusted EBITDA is calculated based on the past two completed fiscal years plus the EBITDA forecast for the current year, multiplied by 9.5 and subject to a floor valuation of $187.1 million ($162.2 million net of outstanding tax bridge loan made to the minority interest holder as of the date of the acquisition).
  - **Settlement:** Closing of put or call would occur no earlier than 60-90 days after exercise

arcadia®
PRODUCTS, LLC

ARCADIA COMMERCIAL FRAMING SYSTEMS USED IN (W)RAPPER TOWER, CULVER CITY, CA Photo by Mike Reber, SCG

Arcadia Products is a leading supplier of architectural building products, including exterior and interior framing systems, windows, curtain walls and interior partitions for the commercial buildings market; and highly engineered exterior and interior windows and doors for the luxury residential market

- Hub-and-satellite model enables short lead times and product customization
- Well positioned in key growth segments of commercial glazing markets
- A leading position in western and southwestern U.S. commercial markets
- Loyal customer base of glazing contractors, general contractors, architects and building owners

ARCADIA FRAMING SYSTEMS USED IN WELCOME CENTER AT VALLE DE ORO WILDLIFE REFUGE

- Reputation for outstanding customer service, short lead times and product customization
- Serves diverse collection of commercial and residential end markets
- Addressable Market: ~$4.5 Billion
- **Strategy:** Focus on growing flagship commercial business, expanding product offering at all satellite locations, right sizing spending and head count around existing strategy, and sizing residential business around current market realities

ARCADIA PRODUCTS QUARTERLY PERFORMANCE

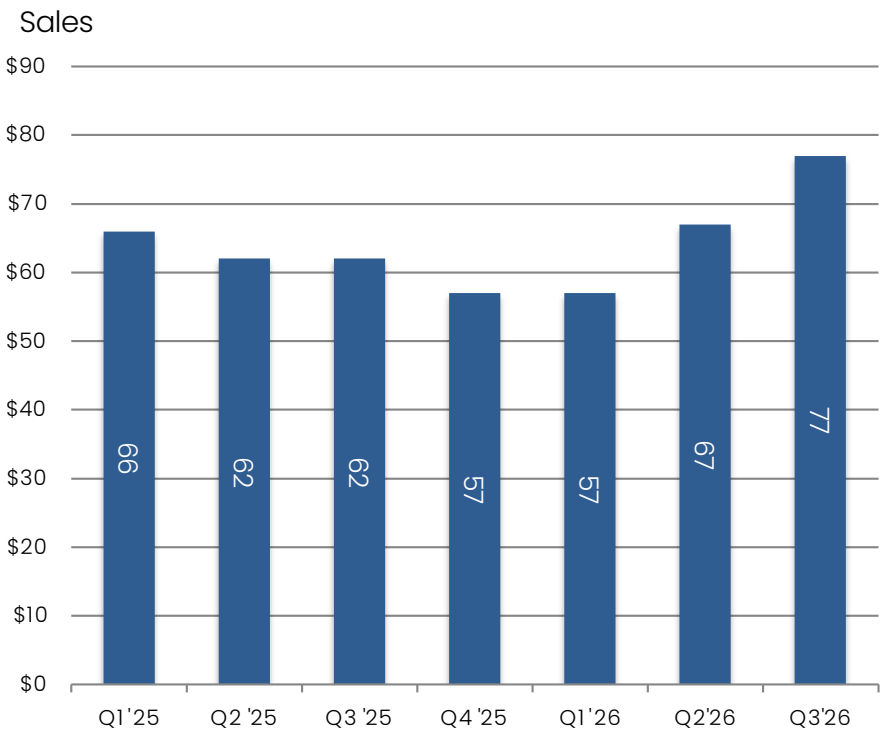

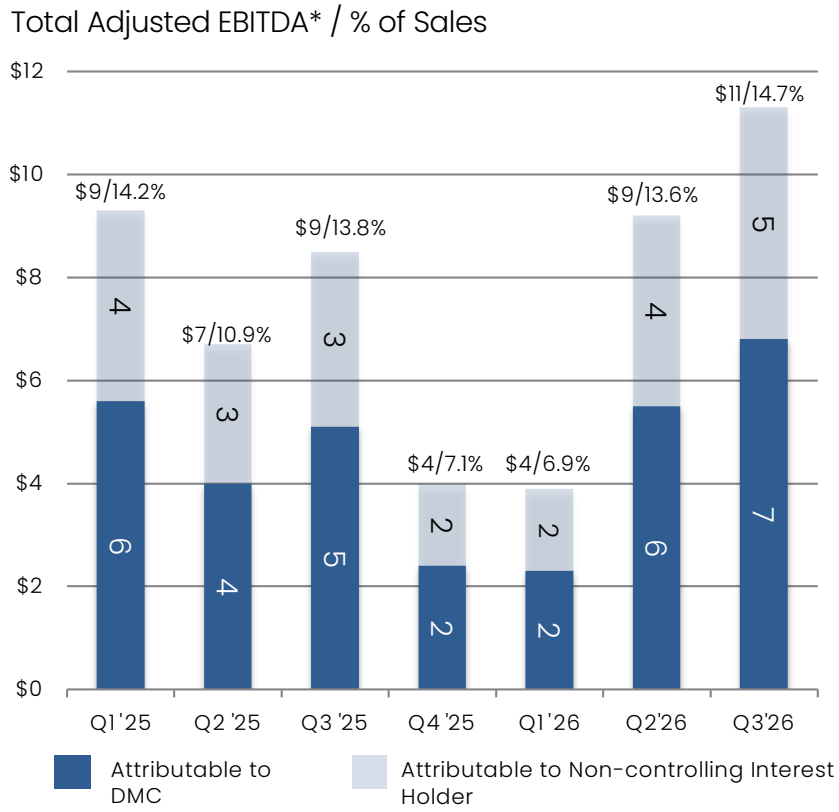

$ in millions

*Non-GAAP financial measure

Note: DMC acquired a 60% controlling interest in Arcadia on December 23, 2021. DMC consolidates 100% of Arcadia's sales, however 40% of Arcadia's Adjusted EBITDA is attributable to the non-controlling interest holder.

Arcadia
(Commercial Exteriors)

- Architectural framing systems
- Curtain and window walls
- Entrances
- Sun control

Wilson Partitions
(Commercial Interiors)

- Door framing systems
- Aluminum doors
- Sliding systems
- Glazing systems

Arcadia Custom
(High-end Residential)

- Aluminum windows and doors
- Thermal steel windows and doors
- Hot rolled steel windows and doors
- Wood windows and doors

ARCADIA PRODUCTS' DUAL COMMERCIAL MODELS

ARCADIA SATELLITE SERVICE CENTER – LAS VEGAS, NV

ARCADIA'S COMMERCIAL FRAMING SYSTEMS USED IN CONSTRUCTION OF THE SERENA WILLIAMS BUILDING AT NIKE'S WORLD HEADQUARTERS – BEAVERTON, OREGON

Service Centers

- Arcadia Products operates a hub-and-spoke model that includes centralized manufacturing and over a dozen service centers in high-growth markets throughout the western and southwestern U.S.
- Diverse customer base includes builders and independent glass and glazing contractors who typically place dozens of orders annually
- Product quality and availability, short lead times and customization result in an estimated ~90% customer retention rate

Projects

- Arcadia Products works closely with architects and commercial builders to create innovative interior and exterior architectural framing systems
- Markets include hotels and casinos, airports, schools and campuses, civic buildings, healthcare facilities and military installations
- Several of Arcadia Products' end markets are non-cyclical or counter cyclical to the broader economy

ARCADIA PRODUCT'S NATIONAL PRESENCE

- Arcadia Products facilities

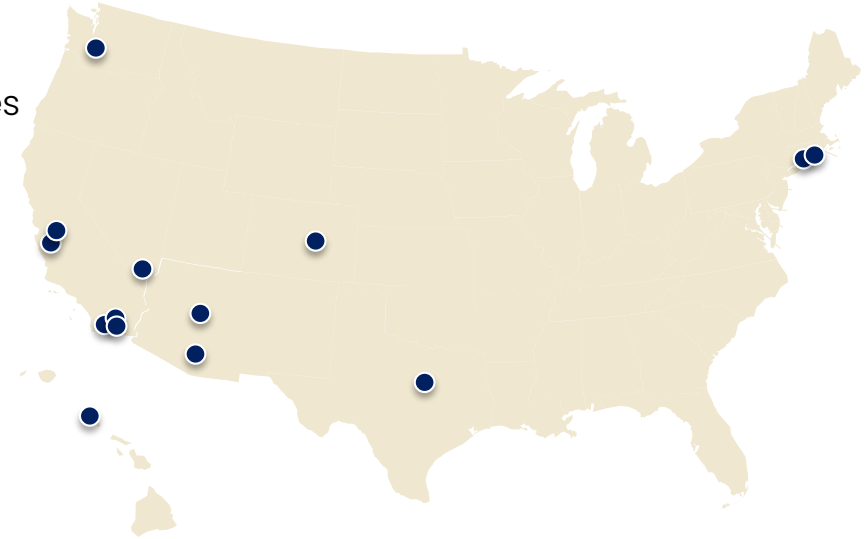

Manufacturing
Manufactures architectural framing solutions

- Efficient manufacturing base allows for cost-effective supply of products to regional locations
- Capable of seamlessly flexing footprint to fulfill larger, specialized and customized orders on as-needed basis

Finishing
In-house painting and anodizing

- Offers custom paint and anodized finishes across full suite of products
- Seamless integration into value chain allows for capture of incremental margin and ensures delivery of high-quality products

Regional Service Centers
Local service centers with onsite fabrication

- Network of strategically located service centers drives speed to market and caters to individualized needs of local customers
- Serves as downstream, regional distribution for manufacturing hubs

DynaEnergetics™

DMC Investor Presentation

DYNAENERGETICS MANUFACTURING CAMPUS – BLUM, TX

DYNAENERGETICS OVERVIEW

- DynaEnergetics is a leading provider of well-completion solutions serving the global oil and gas and enhanced geothermal systems (EGS) industries
- Primary offering is fully integrated well perforating systems for the unconventional oil and gas and EGS sectors, where DynaEnergetics is a single-source supplier of systems delivered directly to location, improving efficiencies, reducing working capital and personnel requirements, and lowering costs
- DynaStage™ perforating systems are the safest, most efficient and most reliable in the well-completion industry
- Unmatched global reach in serving a worldwide network of oil and gas and geothermal service companies
- Addressable Market: ~$1.3 Billion
- **Strategy:** tightly manage cost structure around market realities while expanding customer portfolio and product offering



DYNAENERGETICS' IS3™ TOP-FIRE INTEGRATED SWITCH DETONATORS

DYNAENERGETICS' PRODUCTS ESSENTIAL IN WELL COMPLETION PROCESS

Step 1: Drilling



Step 2: Completion

Step 3: Production

- During the drilling process, metal pipe is inserted into the wellbore and encased in cement
- Before fluids can flow into the well and up to the surface, the well must be completed
- Perforating is key step in the completion process. Shaped charges installed in a perforating system fire plasma jets through the drill pipe and surrounding cement, and into the formation
- The resulting tunnels in the formation enable fluids to flow back through the perforations and into the well
- Perforating is also required before a well can be hydraulically fractured, and enables fluid and proppant to flow through the perforations and into the formation

DYNAENERGETICS' QUARTERLY PERFORMANCE

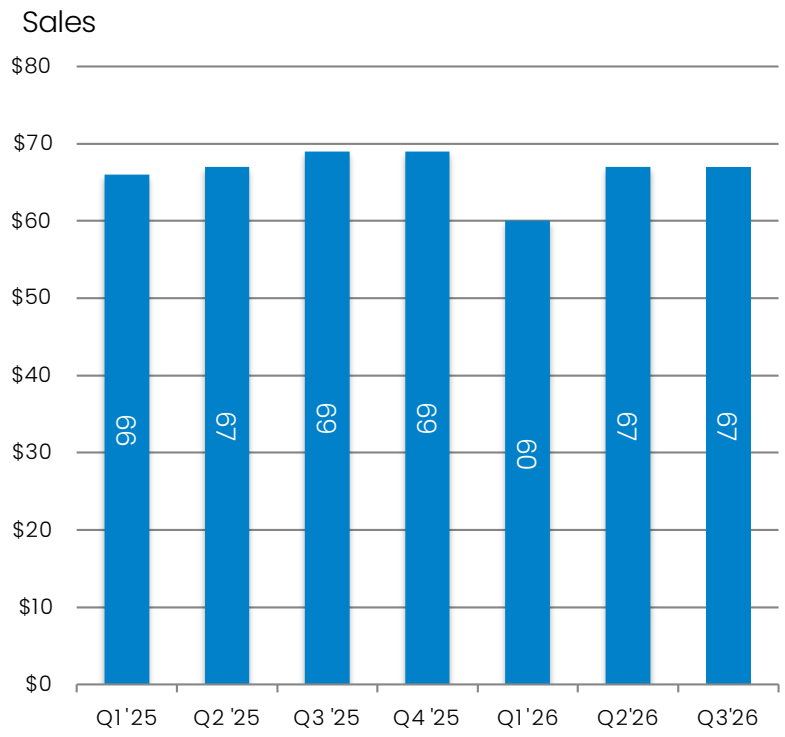

$ in millions

*Non-GAAP financial measure

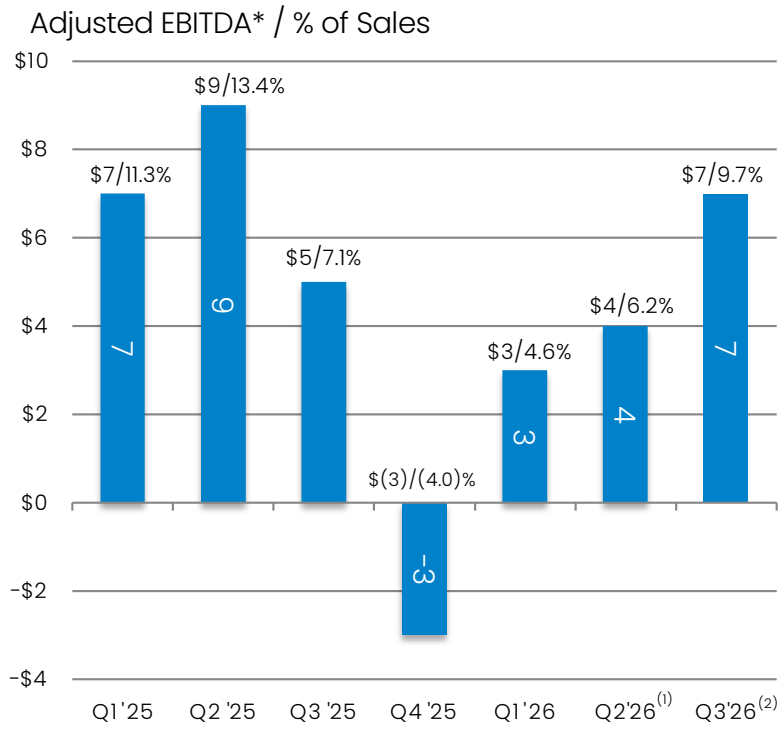

(1) Q2 '26 adjusted EBITDA is exclusive of $1.5 million in tariff refunds.
(2) Q3 '26 adjusted EBITDA is exclusive of $5.4 million in tariff refunds.

A BETTER BUSINESS MODEL

DynaEnergetics is a single-source provider of completion solutions, simplifying the supply chain and logistics

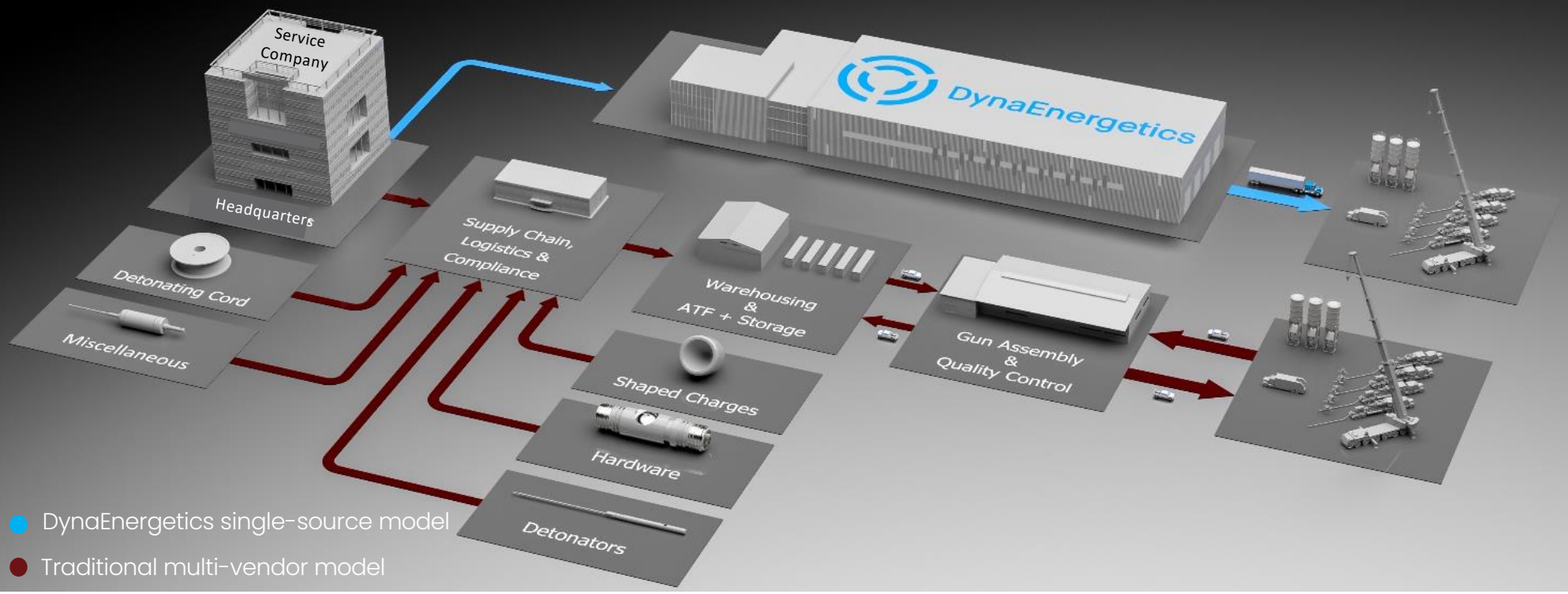

- DynaEnergetics single-source model
- Traditional multi-vendor model

DYNASTAGE FACTORY-ASSEMBLED, PERFORMANCE-ASSURED™ PERFORATING SYSTEM VS. TRADITIONAL PERFORATING GUN & COMPONENTS

DynaEnergetics' DynaStage Infinity 2.0 Perforating System

Traditional Perforating Gun & Components

CAPACITY IN PLACE

Four manufacturing, R&D, and customer training centers – two in Texas, two in Germany

Six automated IS3 assembly lines in Troisdorf, Germany

Five shaped charge production lines in Texas and Germany

48 CNC machines for TSA and gun manufacturing in Texas and Germany

14 DynaStage assembly lines in Texas

NobelClad™



NOBELCLAD MANUFACTURING CAMPUS – LIEBENSCHEID, GERMANY

NOBELCLAD OVERVIEW

- NobelClad is a leading global supplier of composite metal solutions for use in industrial processing infrastructure and transportation assets
- Product offerings include explosion welded clad metal plates, transition joints and clad pipe spools
- Competitive advantages include industry-leading application and market development teams, an international marketing organization and global manufacturing facilities
- High barriers to entry include mastery of advanced explosion-welding manufacturing process for large-scale production, global network of specialty metals suppliers and close working relationships with end-market customers
- Addressable market: ~$300 Million
- **Strategy:** Maintain focus on operational excellence and market expansion opportunities

ULTRASONIC TESTING EQUIPMENT AT NOBELCLAD'S LIEBENSCHEID, GERMANY PRODUCTION FACILITY

NOBELCLAD'S QUARTERLY PERFORMANCE

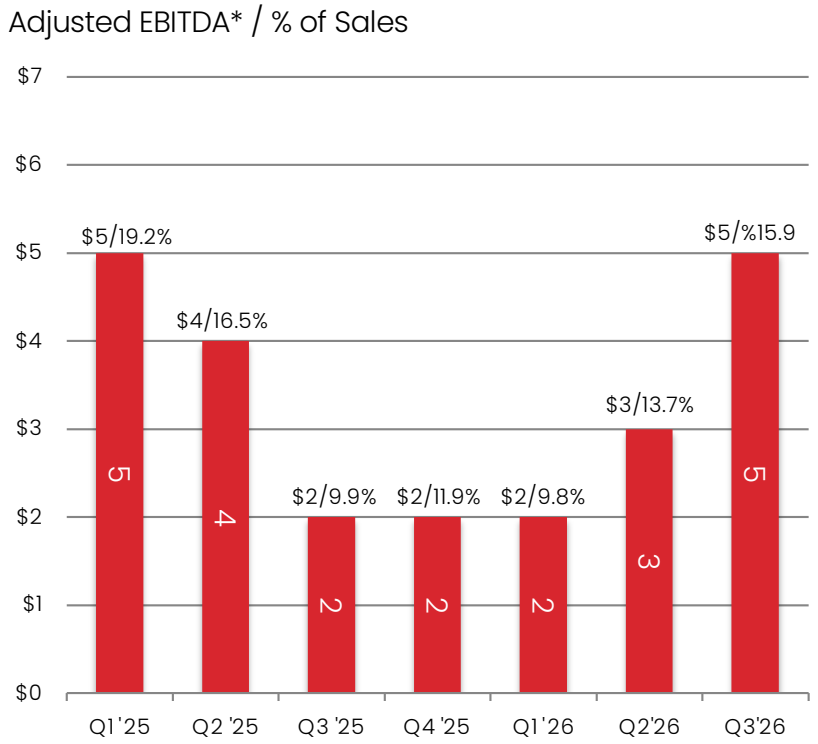

$ in millions

*Non-GAAP financial measure

DEMAND DRIVERS FOR COMPOSITE METALS

Global Infrastructure Investment

Corrosive Environments

Design Flexibility

NOBELCLAD PRODUCTS AND ASSOCIATED APPLICATIONS

Clad Product



Clad Plate

Clad Head



Tube Sheet

Structural Transition Joint

Application

Separation Towers

Pressure Vessels

Heat Exchangers

Deck/Hull Interface

PRIMARY END MARKETS SERVED

- Chemical
- Oil and Gas
- Metals and Mining
- Marine
- Power Generation
- Alternative Energy
- Industrial Refrigeration
- Transportation
- Defense and Protection

TITANIUM CLAD PRESSURE VESSELS – Image courtesy of Coek Engineering

INVESTMENTS IN APPLICATION DEVELOPMENT

Investments in product and application development creating growth opportunities in new and existing markets:

- Liquified Natural Gas
- Hydrogen
- Transportation
- Petrochemical
- Clad pipe

STRUCTURAL TRANSITION JOINTS FROM NOBELCLAD USED IN MODERN COMMUTER TRAINS

CAPACITY IN PLACE

Manufacturing centers in Liebenscheid, Germany and Mt. Braddock, Penn. include 193,000 sq. ft. for production, R&D and training

Explosion welding shooting sites in Germany and Pennsylvania

Manufacturing assets include heat treatment furnaces, linear welding centers, digital X-Ray inspection systems, plasma and water-jet cutting units, rollers, 25 to 100-ton overhead cranes, levelers and automated ultra sonic testing

Appendix

SELECT DATA

Symbol (Nasdaq GS):	BOOM
52-week price range*:	$4.69 - $9.20
Market capitalization*:	$159 Million
Shares outstanding*:	20.5 Million
Approximate float*:	19.3 Million
Fiscal year:	December 31
Sales (ttm):	$608.9 Million
Adjusted EBITDA (ttm)**	$25.1 Million[1,2]
Total Adjusted EBITDA (ttm)**	$36.4 Million[2]

[1] Excludes 40% noncontrolling interest in Arcadia
[2] Excludes $6.9 million in tariff refunds
*Data as of October 28, 2026
** Non-GAAP financial measure

RECONCILIATIONS OF NON-GAAP FINANCIAL MEASUREMENTS – DMC EBITDA AND ADJUSTED EBITDA

($MM)	2022	2023	2024	2025	Q1'25	Q2'25	Q3'25	Q4'25	Q1'26	Q2'26	Q3'26	TTM Sep 30, 2025	TTM Sep 30, 2026
Net income (loss)	$13.8	$34.8	$(152.0)	$(11.7)	$1.9	$0.3	$(2.1)	$(11.9)	$(6.8)	$2.0	$11.6	$(1.1)	$(5.1)
Interest expense, net	$6.2	$9.5	$8.7	$6.5	$1.7	$1.8	$1.6	$1.4	$1.5	$1.3	$1.3	$7.0	$5.5
Income tax provision (benefit)	$9.4	$15.1	$11.0	$4.1	$2.7	$1.4	$0.7	$(0.8)	$1.2	$1.9	$1.6	$3.5	$3.9
Depreciation	$14.3	$13.8	$13.9	$14.9	$3.7	$3.7	$3.7	$3.8	$3.7	$3.6	$3.6	$14.7	$14.7
Amortization	$36.9	$22.7	$21.2	$19.0	$4.8	$4.8	$4.8	$4.8	$4.4	$4.4	$4.4	$19.7	$18.0
EBITDA	$80.6	$95.9	$(97.3)	$32.8	$14.7	$12.0	$8.8	$(2.7)	$3.9	$13.2	$22.5	$43.8	$37.0
Stock-based compensation	$10.1	$10.1	$6.5	$5.7	$1.6	$1.4	$1.4	$1.4	$0.9	$0.9	$0.9	$6.1	$4.1
Strategic review and related expenses	–	–	$7.8	$2.7	$1.3	$0.8	$0.3	$0.3	–	–	–	$4.2	–
CEO/Executive Transition Expenses	–	$4.3	–	$0.5	–	$0.5	–	–	–	–	–	$0.5	–
Restructuring expenses and asset impairments	$0.2	$3.8	$2.5	$3.6	$0.3	$1.1	$1.2	$0.9	$0.6	$0.2	$0.1	$2.8	$1.8
Goodwill impairment	–	–	$141.7	–	–	–	–	–	–	–	–	–	–
Amortization of acquisition-related inventory valuation step-up	$0.4	–	–	–	–	–	–	–	–	–	–	–	–
Nonrecurring retirement expenses	$1.1	–	–	–	–	–	–	–	–	–	–	–	–
Other expense, net	$0.6	$1.8	$1.1	$1.0	$0.2	$0.3	$0.3	$0.2	–	–	–	$0.7	$0.1
Less: Adjusted EBITDA attributable to NCI	($18.8)	($19.8)	$(10.2)	$(11.4)	$(3.7)	$(2.7)	$(3.4)	$(1.6)	$(1.6)	$(3.6)	$(4.5)	$(11.3)	$(11.3)
Adjusted EBITDA attributable to DMC Global Inc.	$74.2	$96.1	$52.2	$34.9	$14.4	$13.5	$8.6	$(1.6)	$3.9	$10.7	$19.0	$46.9	$32.0
Less: tariff refunds	–	–	–	–	–	–	–	–	–	$(1.5)	$(5.4)	–	$(6.9)
Adjusted EBITDA attributable to DMC Global Inc., excluding tariff refunds	$74.2	$96.1	$52.2	$34.9	$14.4	$13.5	$8.6	$(1.6)	$3.9	$9.2	$13.6	$46.9	$25.1

Note: Amounts may not calculate due to rounding.

RECONCILIATIONS OF NON-GAAP FINANCIAL MEASUREMENTS - ARCADIA ADJUSTED EBITDA

($MM)	Q1'25	Q2'25	Q3'25	Q4'25	Q1'26	Q2'26	Q3'26
Operating income (loss), as reported	$3.0	$0.5	$2.6	$(1.9)	$(2.0)	$3.6	$5.8
Depreciation	$1.0	$1.0	$1.0	$1.0	$1.0	$1.0	$1.0
Amortization of purchased intangible assets	$4.8	$4.8	$4.8	$4.8	$4.4	$4.4	$4.4
Stock-based compensation	$0.2	$0.2	—	$0.1	—	$0.1	$0.1
Restructuring expenses and asset impairments	$0.3	$0.2	$0.1	—	$0.5	$0.1	—
Adjusted EBITDA attributable to redeemable noncontrolling interest	$(3.7)	$(2.7)	$(1.3)	$(1.6)	$(1.6)	$(3.7)	$(4.5)
Adjusted EBITDA attributable to DMC Global Inc.	$5.6	$4.0	$5.1	$2.4	$2.3	$5.5	$6.8

Note: Amounts may not calculate due to rounding.

RECONCILIATIONS OF NON-GAAP FINANCIAL MEASUREMENTS - DYNAENERGETICS ADJUSTED EBITDA

($MM)	Q1 '25	Q2 '25	Q3 '25	Q4 '25	Q1 '26	Q2 '26	Q3 '26
Operating income (loss), as reported	$5.6	$6.4	$3.0	$(4.6)	$0.9	$3.9	$10.2
Depreciation	$1.8	$1.8	$1.8	$1.9	$1.8	$1.6	$1.7
Restructuring expenses and asset impairments	—	$0.8	$0.1	—	$0.1	$0.1	—
Adjusted EBITDA	$7.4	$9.0	$4.9	$(2.7)	$2.7	$5.6	$11.9
Less: tariff refunds	—	—	—	—	—	$(1.5)	$(5.4)
Adjusted EBITDA, excluding tariff refunds	$7.4	$9.0	$4.9	$(2.7)	$2.7	$4.2	$6.5

Note: Amounts may not calculate due to rounding.

RECONCILIATIONS OF NON-GAAP FINANCIAL MEASUREMENTS - NOBELCLAD ADJUSTED EBITDA

($MM)	Q1 '25	Q2 '25	Q3 '25	Q4 '25	Q1 '26	Q2 '26	Q3 '26
Operating income, as reported	$4.6	$3.4	$0.3	$1.3	$1.1	$2.2	$3.7
Depreciation	$0.8	$0.8	$0.8	$0.8	$0.8	$0.8	$0.8
Restructuring expenses and asset impairments	—	$0.2	$1.0	—	—	—	—
Adjusted EBITDA	$5.4	$4.4	$2.1	$2.1	$1.9	$3.0	$4.6

Note: Amounts may not calculate due to rounding.

Contact

DMC
11800 Ridge Parkway, Suite 300
Broomfield, Colorado 80021, USA
T 800-821-2666

Primary Contact

Geoff High
Vice President of Investor Relations
E ghigh@dmcglobal.com
T 303-604-3924