

TRV045, a novel, selective S1PR₁ modulator, is efficacious in reversing neuropathic pain without affecting lymphocyte trafficking

T125

Michael S. Kramer, M.S., Stefania Risso, Ph.D., Michael J. Fossler, Pharm.D., Ph.D., Mark A. Demitrack, M.D.
Trevena, Inc., Chesterbrook, PA

BACKGROUND

- Chemotherapy-induced peripheral neuropathy (CIPN) is a neuropathic pain condition that occurs in up to 70% of oncology patients undergoing chemotherapy and can result from a variety of chemotherapeutic agents (1)
- Diabetic peripheral neuropathy (DPN) is a complication of diabetes mellitus; nearly 50% of adults with diabetes will suffer from DPN during their lifetime (2)
- For these debilitating conditions there is still an unmet medical need for prophylactic and symptomatic treatment to effectively alleviate the symptoms
- Recent publications (3,4) have suggested a beneficial role for non-selective sphingosine 1-phosphate receptor subtype 1 (S1PR₁) modulators in treating neuropathic pain
- However, S1PR modulators available on the market, including fingolimod (GILENYA®) are not selective for S1PR₁ (5), and, importantly, affect lymphocyte trafficking (6), limiting their utility for the treatment of neuropathic pain
- We report here the analgesic properties of a new chemical entity, TRV045, in rodent models of neuropathic pain and demonstrate the lack of effect on lymphocyte trafficking in rodents and non-human primates

OBJECTIVES

- To evaluate the potency and selectivity of TRV045 for S1PR₁
- To evaluate the analgesic properties of TRV045 in a mouse CIPN model and a rat DPN model
- To evaluate the effects of TRV045 on lymphocyte trafficking in rats and monkeys

METHODS

Figure 1. Mouse chemotherapy-induced peripheral neuropathy (CIPN)

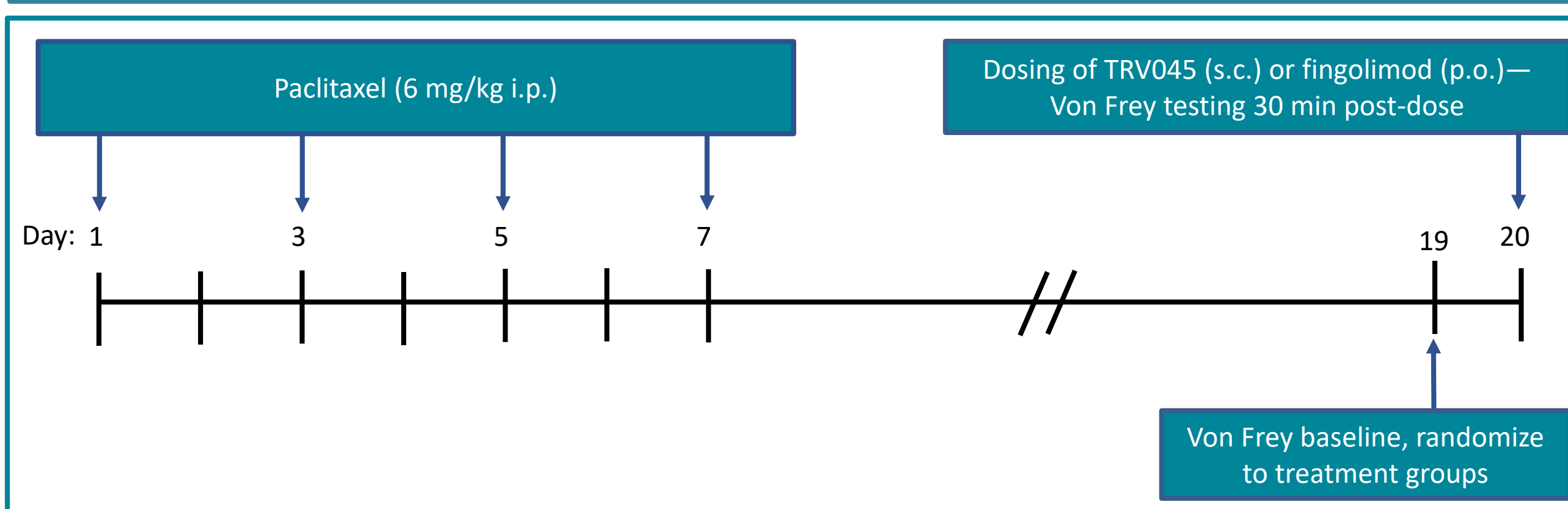
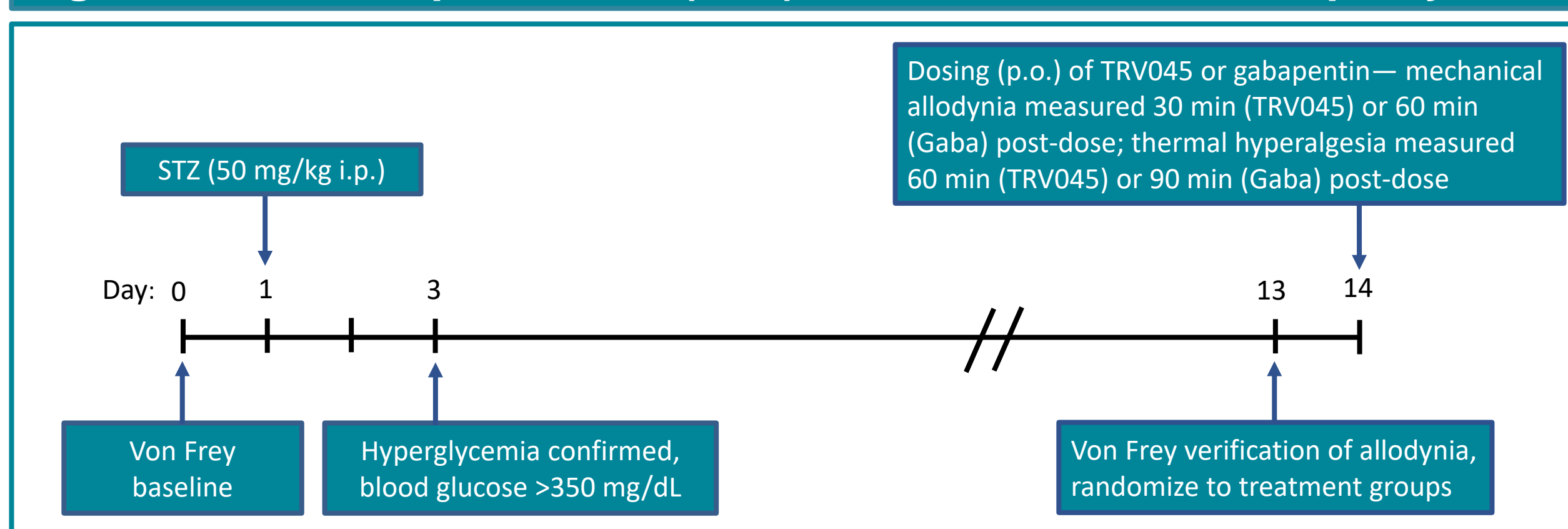


Figure 2. Rat streptozotocin (STZ)-induced diabetic neuropathy



Lymphocytes counts were determined in male C57BL/6 mice (n=6 to 12/group) following 3 consecutive days of dosing with vehicle, 3.7 mg/kg TRV045 s.c., or 0.03 mg/kg fingolimod p.o. Lymphocyte counts were also determined in male cynomolgus monkeys (n=3) following p.o. dosing with saline, vehicle or 60 mg/kg TRV045.

RESULTS

Figure 3. TRV045 is a selective S1PR₁ modulator

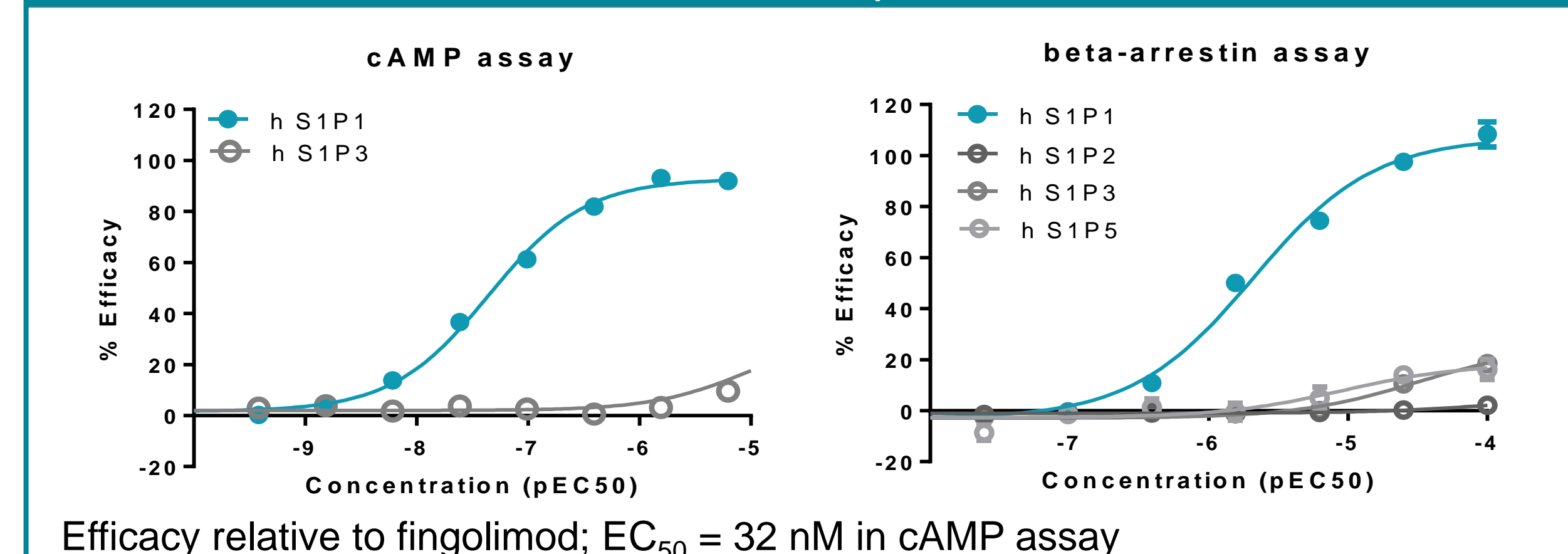


Figure 4. TRV045 reverses paclitaxel-induced hypersensitivity in the mouse CIPN assay with efficacy comparable to fingolimod (FTY)

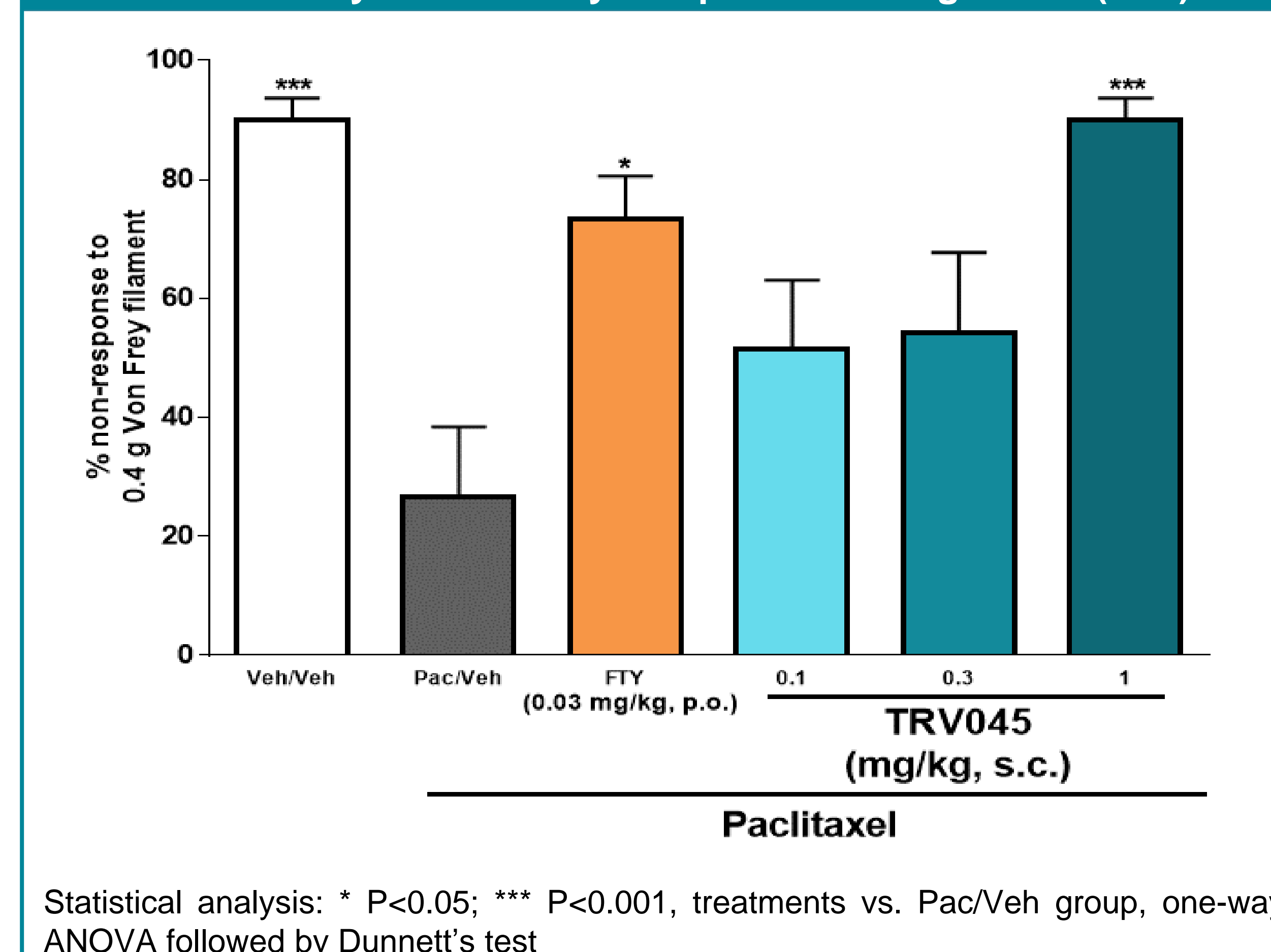


Figure 5. TRV045 reverses STZ-induced diabetic neuropathy in rats with efficacy comparable to gabapentin (gbp)

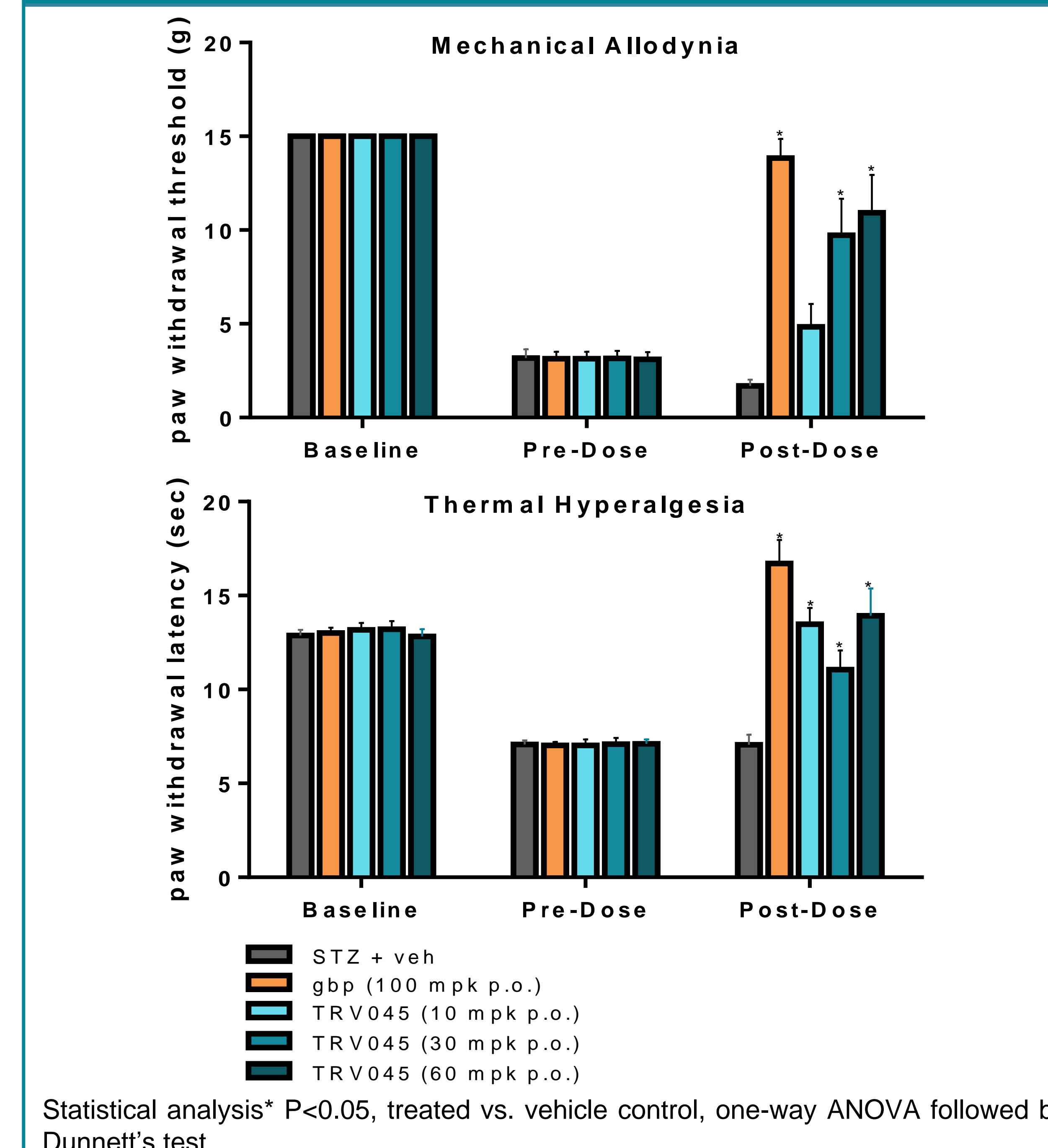


Figure 6. Unlike other S1PR₁ modulators such as fingolimod, TRV045 does not cause lymphopenia in mice

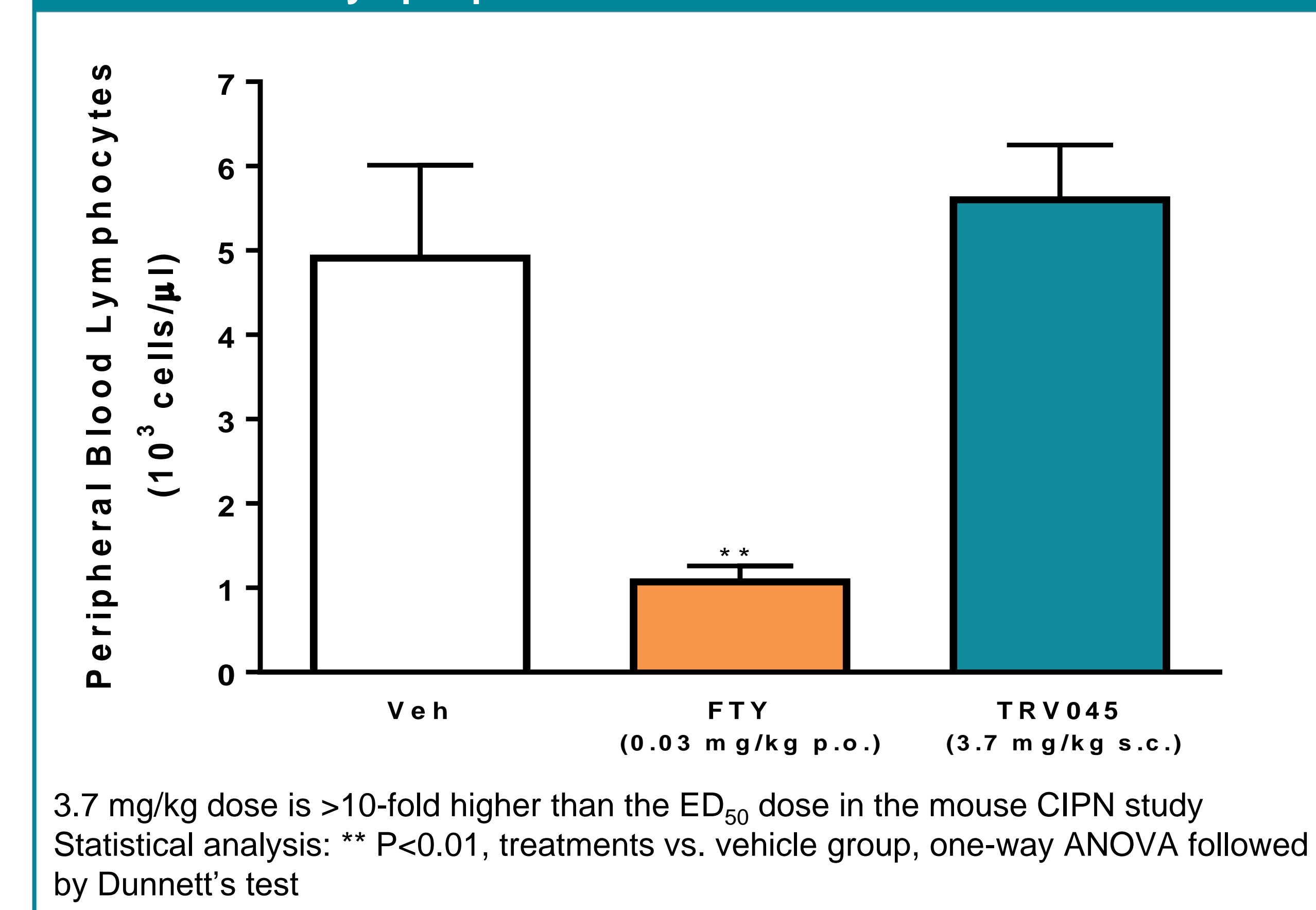
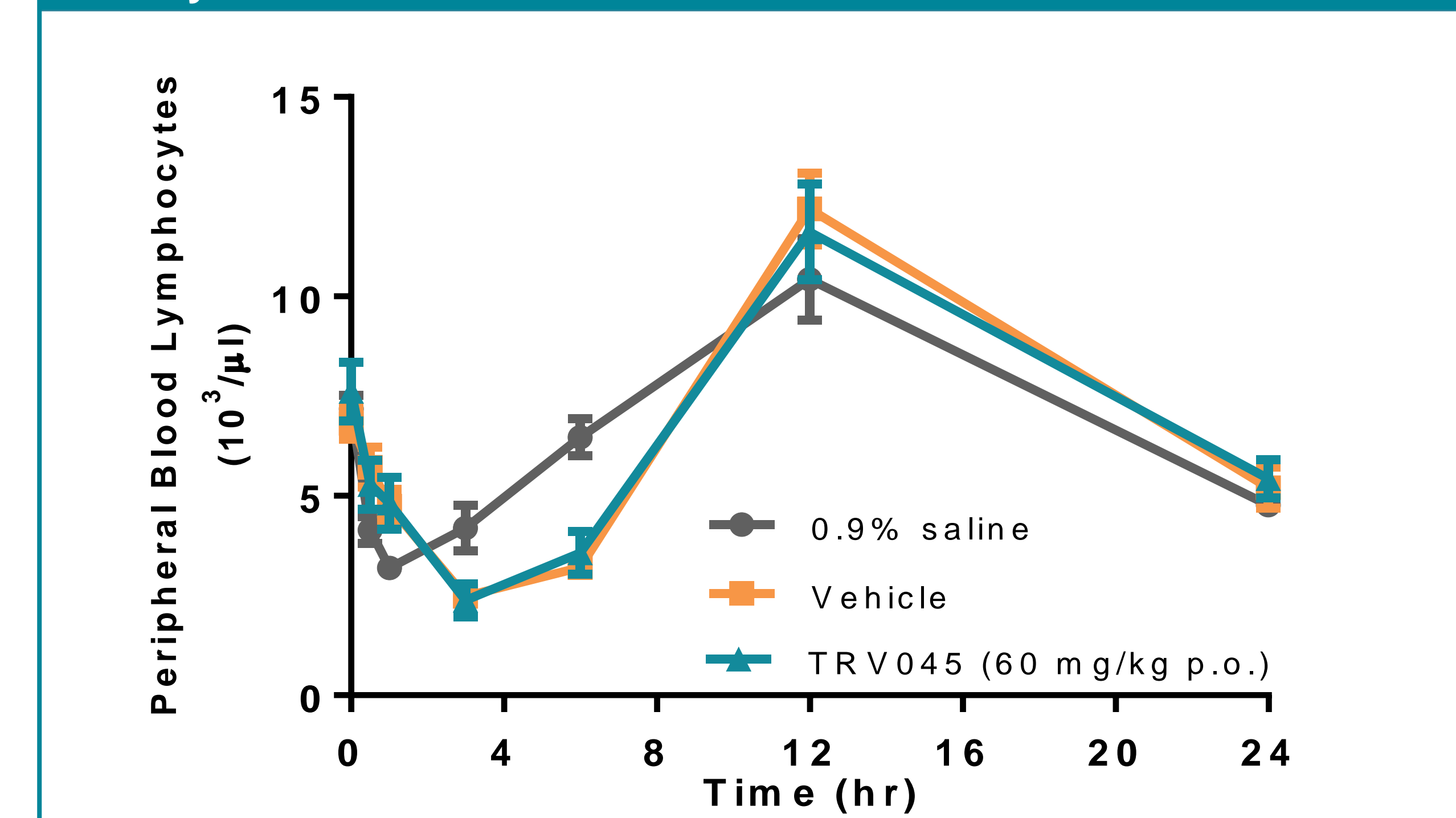


Figure 7. TRV045 does not cause lymphopenia in cynomolgus monkeys



CONCLUSIONS

- TRV045 is a selective S1PR₁ modulator that is an effective analgesic in rodent models of neuropathic pain
- Our findings confirm that the modulation of the S1P/S1PR₁ axis is a promising therapeutic target in reversing chemotherapy-induced peripheral neuropathy and show for the first time that modulation of S1PR₁ might reverse diabetic neuropathic pain
- We also demonstrate that TRV045 does not cause lymphopenia and therefore may provide a new, safe, and specific therapeutic option for the treatment of neuropathic pain

References

- Piccolo and Kolesar, 2014, Am J Health-Syst Pharm, 71: 19-25
- Hicks and Selvin, 2019, Curr Diab Rep, 19 (10):86
- Janes et al., 2014, JBC, 289: 21082-21097
- Sim-Selley et al., 2018, J Pharmacol Exp Ther, 366: 509-518
- Chew et al., 2016, Pharm Res, 113: 521-32
- Adachi and Chiba, 2007, Perspec Med Chem, 1:11-23

Disclosure

TRV045 is an investigational drug developed by Trevena, Inc. Funding for this work was provided by Trevena, Inc.