

### Endava at a glance.

#### Deep Expertise

##### Capabilities

- Software Engineering
- Cloud & Platform Engineering
- Data & AI
- Digital Product & Experience Design
- Intelligent Automation
- Core Modernisation

##### Accelerators

- Chronos
- Compass
- Morpheus
- Ray
- Dash
- Maps
- Infra

#### Strategic & Tenured Client Relationships

##### Revenue by Vertical (Q3)

- 23% Payments
- 22% Banking & Capital Markets
- 16% Tech, Media & Telco
- 11% Healthcare
- 9% Insurance
- 8% Mobility
- 11% Other

##### Client tenure

Of last 12 months of revenue:

- 31% > 2 years
- 24% > 5 years
- 34% > 10 years

Over the last five fiscal years, 90.7% of our revenue each fiscal year, on average, came from customers who purchased services from us during the prior fiscal year.

#### Global Footprint

##### Endavans

11,225 People  
36% Women

##### Locations

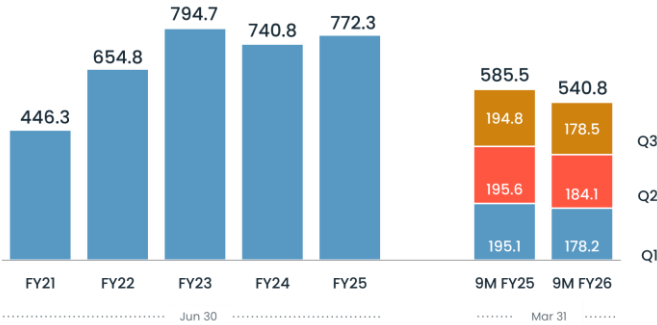
72 Cities  
32 Countries

##### Key Partnerships

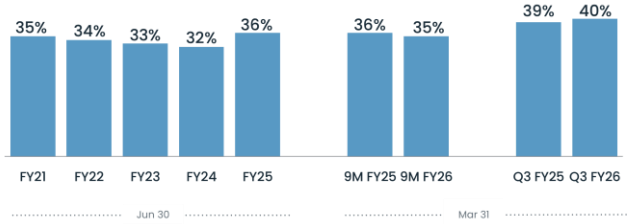
#### Revenue (£m)

FY21-FY25 CAGR 14.7%

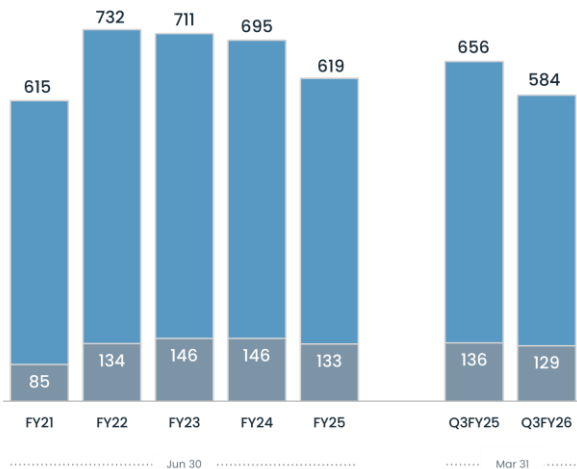
-8.4% Q3 YOY



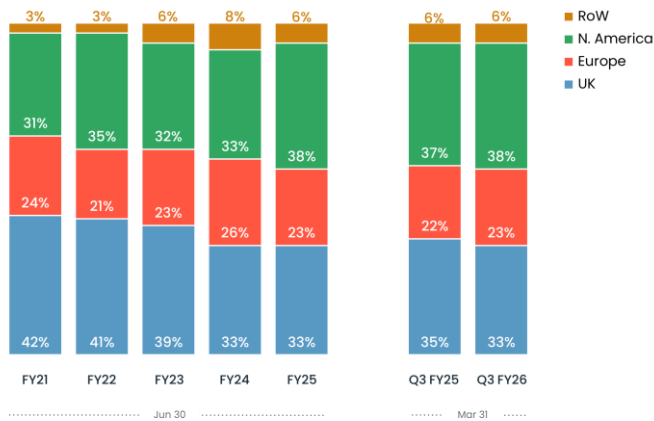
#### Top 10 clients (% of total revenue)



#### Total no. of clients and with revenue > £1m\*



#### Revenue by Region



\*Calculated on a 12-month rolling basis.