



*ekso*BIONICS

Improving health and quality of life with advanced robotics designed to enhance, amplify, and restore human function.

Investor Presentation

July 2025

Disclaimer



This presentation contains “forward-looking statements” within the meaning of Section 27A of the Securities Act of 1933, as amended, and Section 21E of the Securities Exchange Act of 1934, as amended. Any statements contained in this presentation that do not describe historical facts may constitute forward-looking statements. Forward-looking statements may include, without limitation, statements regarding (i) the plans, objectives and expectations of management with respect to the Company’s industry, growth and strategy, including the Company’s focus on securing more multi-unit orders with large network operators and its ability to obtain sustainable, long-term growth, scale and positive cash flow, (ii) a projection of financial results, financial condition, capital expenditures, capital structure or other financial items, (iii) the Company’s future financial performance and (iv) the increase in potential patient population as a result of CMS reimbursement, the expected market opportunities and the Company’s ability to successfully sell its products to such customers and the impacts to patients from the Company’s devices, (v) number or percentage of patients or workers that could potentially benefit from the Company’s products, (vi) potential technological and operational improvements, expected market opportunities and timing and release of certain products, including with the Nomad device and (vii) the assumptions underlying or relating to any statement described in points (i), (ii), (iii), (iv), (v) or (vi) above. Forward-looking statements can be identified by words such as “expect,” “continue,” “anticipate,” “estimate,” “believe,” “plan,” “projection,” “grow,” “potential,” “future,” “can,” “develop,” “proposition,” “position,” “expand” or words of similar meaning. Such forward-looking statements are not meant to predict or guarantee actual results, performance, events or circumstances and may not be realized because they are based upon the Company’s current projections, plans, objectives, beliefs, expectations, estimates and assumptions and are subject to a number of risks and uncertainties and other influences, many of which the Company has no control over. Actual results and the timing of certain events and circumstances may differ materially from those described by the forward-looking statements as a result of these risks and uncertainties. Factors that may influence or contribute to the inaccuracy of the forward-looking statements or cause actual results to differ materially from expected or desired results may include, without limitation, the Company’s inability to obtain adequate financing to fund and grow the Company’s operations and necessary to develop or enhance the Company’s technology, the significant length of time and resources associated with the development of the Company’s products, the Company’s failure to achieve broad market acceptance of the Company’s products, the failure of the Company’s sales and marketing efforts or of partners to market the Company’s products effectively, adverse results in future clinical studies of the Company’s medical device products, the failure to obtain or maintain patent protection for the Company’s technology, failure to obtain or maintain regulatory approval to market the Company’s medical devices, lack of product diversification, existing or increased competition, disruptions in the Company’s supply chain, the Company’s ability to sell additional units, and, once sold, recognize the expected margins and revenue, using the reimbursement code for our Ekso Indego Personal device with CMS, the Company’s ability to obtain reimbursement from CMS in a timely manner and at the expected reimbursement levels, the Company’s ability to obtain insurance coverage beyond CMS, the Company’s ability to obtain additional indications of use for its devices and the Company’s failure to implement the Company’s business plans or strategies. These and other factors are identified and described in more detail in the Company’s public filings with the Securities and Exchange Commission (“SEC”). You should carefully read the Cautionary Note Regarding Forward-Looking Statements and the factors described in the “Risk Factors” section of the Company’s public filings with the SEC to better understand the risks and uncertainties inherent in the Company. The Company does not undertake to update these forward-looking statements, except as required by law.

Certain information contained herein has been derived from sources prepared by third parties. While such information is believed to be reliable for the purposes used herein, none of the Company or any of its directors, officers, employees, shareholders, advisors or agents has independently verified the data obtained from these sources or makes any representation or warranty with respect to the accuracy of such information.

Investment Highlights



Ekso Bionics is a leading developer of exoskeleton solutions that augment human strength, endurance and mobility



Stable legacy base business selling EksoNR and Ekso Indego Therapy to neuro-rehabilitation centers, inpatient and outpatient rehabilitation facilities, and VA medical centers

✓ \$15.4M in Clinical revenue in 2023 (against \$18.2M total revenue)



April 2024: Received CMS reimbursement for Ekso Indego Personal for \$91k

✓ Significantly increases Ekso's potential TAM by making the product affordable for a large group of covered patients

✓ Reimbursement covers patients with spinal cord injuries with potential for future indications under the same CMS code



Leverage clinical installed base of ~260 US centers to reach thousands of patients with spinal cord injuries



Focused on achieving positive operating cash flow through scaling top line revenue growth and driving continual improvements in operating efficiencies

We give people the power to walk again

More than 450 centers and 900 devices deployed worldwide

History

**2001 -
2007**

Company is Founded out of UC Berkeley

Initial research grants secured through DARPA contracts focusing on human to machine interface to enhance strength and endurance.

**2008-
2012**

Ekso Bionics enters MedTech

Beginning with an indication for use in Neuro-Rehab for SCI the first Ekso exoskeleton becomes commercially available. Company name changes to Ekso Bionics.

**2016 -
2021**

Ekso is NASDAQ Listed & Forges ahead in Neuro-Rehab

Ekso earns a reputation a respected name in robotic therapy throughout the world. First IDN's signed paving the way to becoming a standard of care in neuro-rehab.

**2022 -
Present**

Market Expansion and Reimbursement

Focus on driving operation excellence and scale. Acquire Indego from Parker Hannifin Dec 2022. CMS - April 11, 2024 – Reimbursement of \$91K

ekso
BIONICS

450+ centers, 900+ devices deployed worldwide

“Life-Changing” Technology



Innovative Wearable Robotics for Health and Daily Life

ekso

eksoHealth

Enterprise

Neuro-rehabilitation treatment via acute care, inpatient rehabilitation hospitals (IRFs), outpatient rehab facilities, & VA medical centers



eksoNR

eksoINDEGO
THERAPY



Personal

Home and community use by individuals utilizing personal exoskeletons



eksoINDEGO
PERSONAL



FUTURE

eksoNOMAD*



In Development – not commercially available. Limited release for research in 2024, commercial release expected in 2025

eksoWorks

Industrial

Overhead support in automotive, aerospace, commercial construction, renewable energy, logistics, general manufacturing, residential construction, and more



ekso EVO

eksoHealth Existing and Possible Future Indications for Use



FDA 510(k) Cleared Indications for Use³²

Spinal Cord Injury



20.6m Global³⁵ / ~305k US⁸
people currently live with **Spinal Cord Injury (SCI)**.

eksoNR

**eksoINDEGO
THERAPY**

**eksoINDEGO
PERSONAL**

Stroke



15m Global³³ / 800k US¹⁵
people suffer a **Stroke** each year.

eksoNR

**eksoINDEGO
THERAPY**

TBI



69m Global³⁴ / 2.8m US¹³
people suffer a **Traumatic Brain Injury (TBI)** each year.

eksoNR

Multiple Sclerosis



2.5m Global¹⁶ / ~1.0m US¹⁶
people currently live with **Multiple Sclerosis (MS)**.


eksoNR

Possible Future Indications



- **Parkinson's** (~8.5M Global⁴⁸/~1.0m US²⁰ prevalence)
- **Guillain-Barre** (~150K Global¹⁸/~5.8K US¹⁹ annual occurrence)
- **ALS** (~150K Global occurrence⁴⁹/~30k US prevalence²¹)
- **Orthopedic and Post-Surgical Recovery / General Debility** (~10M Global²⁴/~1.5M US²³)

Expansive Market Growth Across the Care Continuum



ENTERPRISE HEALTH POST ACUTE NEURO-REHAB

1,200 Inpatient Rehab Facilities (IRF)¹
350 Long Term Acute Care Hospitals (LTACH)²
18,700 Skilled Nursing Facilities (SNF)³

ENTERPRISE HEALTH OUTPATIENT NEURO-REHAB

50,500 Outpatient Facilities⁴

PERSONAL HEALTH - MOBILITY

Current reimbursement through VA and CMS (Medicare / Medicaid) for individuals living with a Spinal Cord Injury (SCI)^{5,6,7,8 & 9}

**See slide 13 for more information*

Hospital (Ekso Enterprise Health - USA) → Home (Ekso Personal Health - USA)

eksoNR Elevating the standard of care for Neurorehabilitation



For Patients:

- ✓ Untethered environmental engagement promotes neuroplasticity and improved post-stroke outcomes²⁷
- ✓ Eliminates compensations while walking in the device, elevates precision in movement²⁸
- ✓ High repetition, increased dosage, and intensity lead to recovery of ambulatory function²⁹
- ✓ Facilitates task-oriented exercises³⁰



For Clinicians:

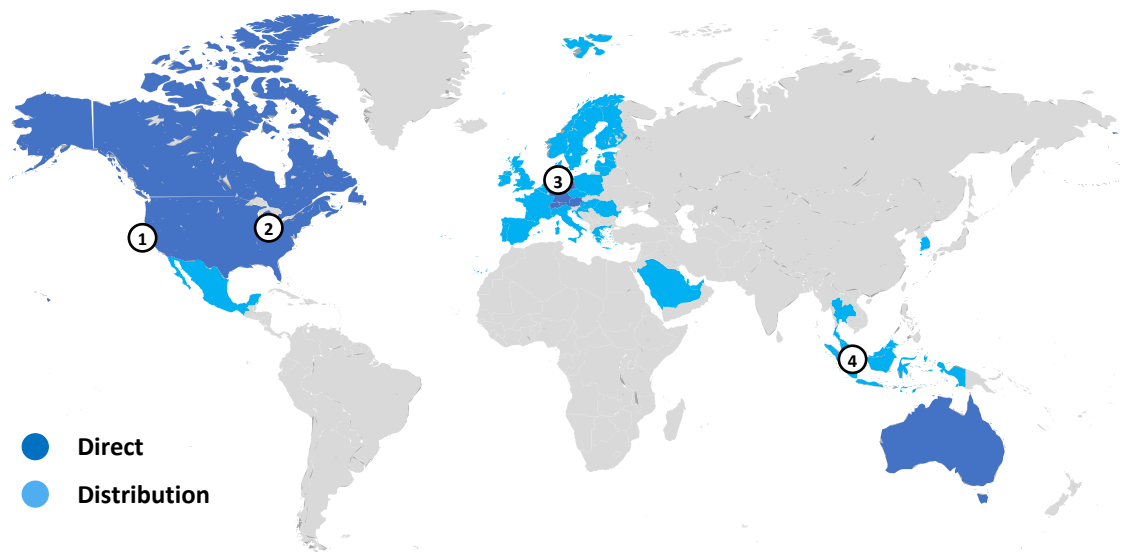
- ✓ Reduces therapist workload and risk of injury to patient/therapist³¹
- ✓ GaitCoach software introduced in 2024 promotes ease of use and the potential for better outcomes.



eksoHealth Expanding Global Customer Base



450+ centers, 900+ devices deployed worldwide



● Direct
● Distribution

Offices

- ① San Rafael, California - HQ
- ② Brecksville, Ohio
- ③ Hamburg, Germany
- ④ Singapore

Economic Value Proposition for EksoNR

ATTRACT NEW PATIENTS

- Novel technology attracts new patients
- Case Study³⁷: After introduction of EksoNR, facility saw an 8% increase in volume of stroke patients @ ~\$18,000 per patient

INCREASE PATIENT THROUGHPUT

- Patients can improve faster, increasing a center's throughput
- Case Study⁴⁵: Length of stay in days decreased 14%

IMPROVE PRODUCTIVITY AND EFFICIENCY

- Designed for non-ambulatory patients in inpatient setting
- Case Study³⁶: Single PT can treat low level patients where multiple would be required without the technology

FLEXIBLE ACQUISITION OPTIONS

- Financing options for both capital and operational budgets
- Third party financing partners are available

Best Hospitals: 9 centers in top 10, 21 centers in top 25⁴⁴



eksoINDEGO Enabling Independence in the SCI community



"Mentally feeling good from within because I got to exercise, walk and talk with people in a standing position, not seated, brings me great joy. Gives me hope for the future, Ekso Indego fulfills both my physical and mental state."

- Melanie, Indego User

Continuity with Ekso Enterprise Health:

- Individuals with SCI often rehab with Ekso products in Post-Acute Care creating continuity within healthcare systems as they transition to home

Indego's Competitive Advantage

- Fastest known exoskeleton walking speeds
- Ease of use and adaptive intelligence
- Lightest known exoskeleton, modular design
- Transports, dons, and stores easily
- Wireless operation with Indego app



User reported benefits:

- Improved quality of life and mental health³⁸
- Improved functional mobility and trunk control³⁸
- Improved spasticity, neuropathic pain, bowel and bladder function³⁸

Reimbursement Established for Ekso Indego Personal



CMS Rule Change

CMS approved Ekso Indego Personal for lump sum reimbursement of \$91K effective April 1, 2024.

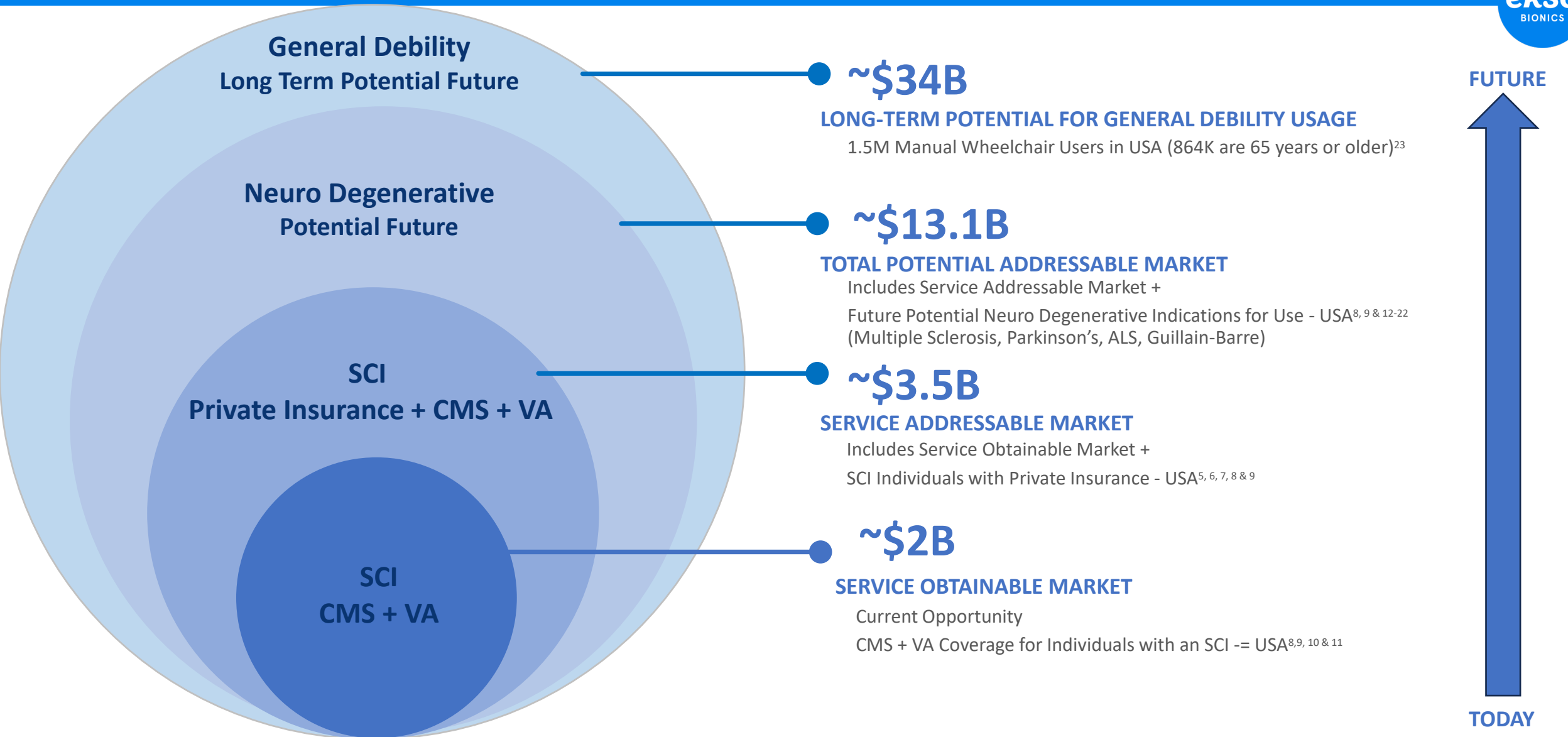
- November 2023 – CMS finalized its Calendar Year 2024 Home Health Prospective Payment System Rule CMS-1780, which includes exoskeletons in the Medicare brace benefit category.²⁵
- December 9, 2023 - Ekso Indego Personal has been approved under Healthcare Common Procedure Coding System (HCPCS) code # K1007.
- April 11, 2024 – CMS includes exoskeletons in the Medicare brace benefit category²⁵ and provided pricing determination of \$91,032 for new claim submissions and retroactively to April 1, 2024.²⁶
- Second Quarter, 2024 – First claims are submitted to CMS and receive approval for reimbursement.
- Individuals who suffer an SCI typically qualify for Medicare approximately two years after sustaining their injury.⁴⁶ The refresh cycle for similar equipment is generally every five years.⁴⁷

Market Size

US SCI PATIENT POPULATION	INCIDENCE	PREVALENCE
Total individuals with SCI ^{8 & 9}	~18,000	~305,000
CMS & VA covered individuals (1.2% VA + 56.6% CMS covered five years post injury ¹⁰)	~10,400	~176,000



TAM in USA– Personal Mobility Exoskeletons



Building a Scalable Go-to-Market Strategy



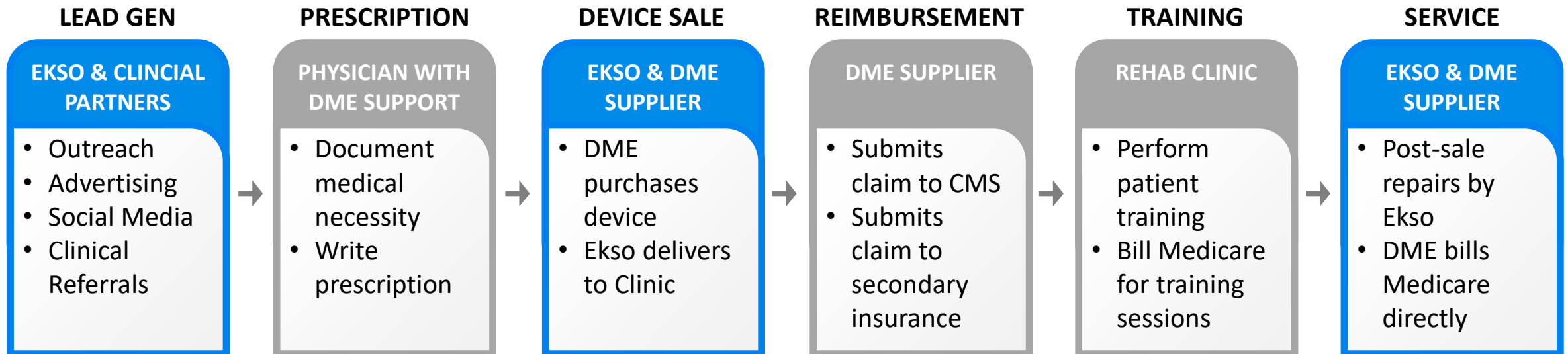
Efficient Market Access Through Partnerships

LEVERAGE CLINICAL RELATIONSHIPS

- SCI patients rehab with neuro-rehabilitation centers
- Ekso has a major presence in neuro-rehab centers
- Existing clinical customers are referring personal use patients
- Ekso clinics can also benefit from training revenue

FOCUS ON HIGH VALUE ACTIVITIES

- Keep operating cost low by leveraging partners
- Ekso provides marketing, equipment, service, and know-how
- Physicians required for medical necessity and prescription
- Third party providers specialize Medicare claims process



ekso EVO

Upper Body Exoskeleton

- Elevates and supports a worker's shoulders and arms to reduce fatigue, strain, and injury.
- Support reduces the likelihood of on-the-job injuries.
- Ideal for strenuous overhead jobs that are common in construction, factory work, and labor-intensive jobs.
- Leverages Ekso's expertise in machine to human interaction and iterated over years to create class-leading comfort.
- Designed for manufacturability and affordability supporting high-volume / OEM business models.

Market Opportunity

- Verticals: Automotive, Aerospace, Construction, Energy, Mining, Manufacturing
- Advantages: Healthier Workforce, Reduced Fatigue, Higher Productivity, Improved Moral
- Potential market opportunity in targeted segments is > \$8B annually.⁴³



Worker Challenges

- In 2022, over 4.53m³⁹ work-related injuries per year, accounting for 108m⁴⁰ lost production days in the U.S.
- The second most common category of injuries is over-exertion due to lifting, lowering, and repetitive motions (23%)⁴¹ of work-related injuries
- In 2021/2022, back & upper extremity injuries are the leading injury type with back representing 13.3% & shoulders and arms representing 11.3% of workplace injuries⁴²
- In 2021/2022, shoulder injuries alone result in a median of 30 production days lost⁴²



eksoBIONICS Positioned for Future Growth



- A product portfolio offering a broad reach to a significantly larger addressable market while extending patient care through the continuum of care.
 - Significant growth potential through reimbursement programs beginning with CMS coverage for individuals living with an SCI.
- Robust revenue growth and a strong pipeline through a scalable commercial strategy.
 - Major network operators are choosing EksoNR as standard of care for Neurorehabilitation.
 - Ekso's existing neuro-rehabilitation post-acute care and outpatient centers serving as the foundation to bringing Indego Personal to their patients for home and community use.
- Focused on achieving positive operating cash flow through scaling top line revenue growth and driving continual improvements in operating efficiencies.
 - Maintain Business Development focus seeking accretive revenue opportunities that leverage sales, clinical, and operational resources while allowing for strategic expansion of innovation and reach into broader addressable markets.
- Staying true to our mission of improving health and quality of life with advanced robotics designed to enhance, amplify, and restore human function from hospital to home.





Thank You
eksoBIONICS



References



1. Centers for Medicare & Medicaid Services Regulation No. CMS-1781-F - Medicare Program; Inpatient Rehabilitation Facility Prospective Payment System for Federal Fiscal Year 2024 and Updates to the IRF Quality Reporting Program.
2. Centers for Medicare & Medicaid Services – Provider Data Catalog – Long-Term Care Hospital – Provider Data – A list of long-term care hospitals with data on quality of patient care measures shown on Long-Term Care Hospital Compare. Released June 26, 2024
3. Definitive Healthcare, Healthcare Insights, 'How many skilled nursing facilities are in the US?' Published Feb 20th, 2024
4. IBIS World – NAICS Physical Therapy Rehabilitation Centers in the US – Number of Businesses, updated: December 27, 2023.
5. National Spinal Cord Injury Statistical Center, Traumatic Spinal Cord Injury Facts and Figures at a Glance. Birmingham, AL: University of Alabama at Birmingham, 2024
6. Ann M. Spungen et al - Contemporary Clinical Trials 96:106102, August 2020
7. Ekso experienced clinical and GTM team estimate
8. Lasfargues JE, Custis D, Morrone F, Carswell J, Nguyen T. A model for estimating spinal cord injury prevalence in the United States. Paraplegia. 1995;33(2):62-68, as referenced in the National Spinal Cord Injury Statistical Center, Traumatic Spinal Cord Injury Facts and Figures at a Glance
9. Jain NB, Ayers GD, Peterson EN, et al. Traumatic spinal cord injury in the United States, 1993-2012, JAMA, 2015;313(22):2236-2243
10. National Spinal Cord Injury Statistical Center, Birmingham, AL: University of Alabama at Birmingham, 2024, The 2022 Annual Statistical Report Complete Public Version for the Spinal Cord Injury Model Systems
11. National Spinal Cord Injury Statistical Center, Birmingham, AL: University of Alabama at Birmingham, 2024, The 2022 Annual Statistical Report Complete Public Version for the Spinal Cord Injury Model Systems
12. Guerrero JL, Leadbetter S, Thurman DJ, Whiteneck G, and Snizek JE. A method of estimating the prevalence of disability from traumatic brain injury.
13. Nitin Agarwal, MD; Rut Thakkar; Khoi Than, MD, FAANS, "Sports-related Head Injury", April 11, 2024.
14. National Center for Health Statistics, Summary Health Statistics: National Health Interview Survey, 2018, Table A-1b.
15. Tsao CW, Aday AW, Almarzooq ZI, et al. Heart disease and stroke statistics—2023 update: a report from the American Heart Association. Circulation. 2023;147:e93–e621.
16. Brandie Kosie, Heather Hobbs, Nancy Hammond, MD, September 7, 2022, "Multiple Sclerosis: Facts, Statistics, and You
17. Lindsay Modglin, Medically review Josephine Bawab, Pharm D. , "Multiple sclerosis statistics 2024 - One million Americans live with multiple sclerosis (MS). Get updated MS stats here."
18. Bragazzi, N.L., Kolahi, A.A., Nejadghaderi, S.A. et al. Global, regional, and national burden of Guillain–Barré syndrome and its underlying causes from 1990 to 2019. J Neuroinflammation 18, 264 (2021).
19. Anne D. Walling, MD, ChB, and Gretchen Dickson, MD, MBA, "Guillain-Barre Syndrome", 2013;87(3):191-197
20. Frequency and cause of Parkinson's disease. Rajput AH. Can J Neurol Sci. 1992 Feb;19(1 Suppl):103-7. PMID: 1571854 Review.
21. Mehta, P., Raymond, J., Zhang, Y., Punjani, R., Han, M., Larson, T., ... Horton, D. K. (2023). Prevalence of amyotrophic lateral sclerosis in the United States, 2018. Amyotrophic Lateral Sclerosis and Frontotemporal Degeneration, 24(7–8), 702–708.
22. Calculations and estimates based on market experience

References (cont.)



23. Topics in Geriatric Rehabilitation Jan-Mar 2015, Philip S. Requejo, Ph.D., Evidence-Based Strategies for preserving Mobility for Elderly and Aging Manual Wheelchair Users
24. Wheelchair Foundation, Wheelchair Needs in the World (Additional Information)
25. Centers for Medicare & Medicaid Services (CMS), Department of Health and Human Services (HHS). Document Citation: 88 FR 77676
26. Department of Health & Human Services, Centers for Medicare & Medicaid Services (CMS) Healthcare Common Procedure Coding System (HCPCS) Level II Final Coding, Benefit Category and Payment Determinations Second Biannual (B2), 2023 HCPCS Coding Cycle"
27. Calabrò R.S., Antonino Naro, Margherita Russo, Placido Bramanti, Luigi Carioti, Tina Balletta, Antonio Buda, Alfredo Manuli, Serena Filoni and Alessia Bramanti. Shaping neuroplasticity by using powered exoskeletons in patients with stroke: a randomized clinical trial. Journal of NeuroEngineering and Rehabilitation (2018).
28. Swank C, Almutairi S, Wang-Price S, Gao F; Published in Topics in Stroke Rehabilitation. 2020 Oct;27(7):503-515. doi: 10.1080/10749357.2020.1728954
29. Nolan K, Karunakaran KK, Chervin K, Monfett MR, Bapineedu RK, Jasey NN, Oh-Park M. Robotic exoskeleton gait training during acute stroke inpatient rehabilitation. Frontiers in NeuroRobotics October 2020 (14).
30. Nolan KJ, et al. Utilization of Robotic Exoskeleton for Overground Walking in Acute and Chronic Stroke. Front NeuroRobot. 2021 Sep 1;15:689363.
31. Murray SA, Ha KH, Goldfarb M. An Assistive Controller for a Lower-Limb Exoskeleton for Rehabilitation after Stroke, and Preliminary Assessment Thereof. Annu Int Conf IEEE Eng Med Biol Soc. 2014;2014:4083-6. doi: 10.1109/EMBC.2014.6944521
32. Ekso Bionics Inc., Health, Indications for use - Acquired Brain Injury, Stroke, Spinal Cord Injury and Multiple sclerosis
33. World Health Organization, East Mediterranean Region, Stroke, Cerebrovascular accident
34. Dewan MC et al, Estimating the global incidence of traumatic brain injury. Neurosurg 130(4):1080-1097, April 27, 2018
35. Ding W, et al, Spinal Cord Injury: The Global Incidence, Prevalence, and Disability From the Global Burden of Disease Study 2019. Spine 47(21):1532-1540, Nov. 1, 2022
36. Ekso Bionics Case Study (Tampa General Hospital) - Developing Improved Outcome Measures and Decreasing Length of Stay with EksoNR
37. Ekso Bionics Customer Case Study – Economic Case Study (OhioHealth)
38. Ekso Bionics Indego Customers, survey & Indego Clinical Research Summary
39. National Safety Council, Work, Work Overview, Work Safety Introduction
40. National Safety Council, Work, Costs, Work Injury Costs
41. National Safety Council, Work, Work Overview, Top Work-Related Injury Causes
42. National Safety Council, Work, Industry Incidences and Rates, Work Injuries and Illness by Part of Body
43. U.S Bureau of Labor Statistics, Employment Projections, Employment by major industry sector, Table 2.11
44. U.S. News and World Report, Best Hospitals for Rehabilitation 2023-2024
45. Evaluating ROI of EksoNR Case Study (Ekso Case Study)
46. Department of Social Security, Disability Research, Work Incentive Policies & Resources, Medicare information
47. Medicare Coverage of Durable Medical Equipment & Other Devices as published by Medicare.gov
48. World Health Organization, Newsroom, Fact sheets, Detail, Parkinsons disease
49. Edward Barbieri, Ph.D., University of Pennsylvania, ALS Diagnosis, Epidemiology of ALS: Incidence, Prevalence, and Suspected Clusters