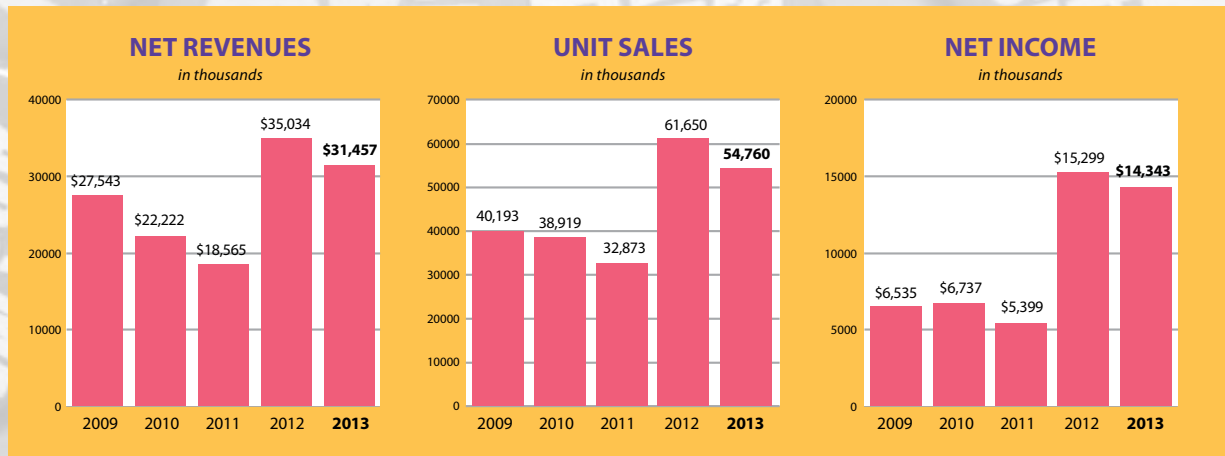




The Female Health Company
2013 Annual Report





	2013	2012	2011
Net Revenues	31,457	35,034	18,565
Net Income	14,343	15,299	5,399
Net Income per Diluted Common Share	0.50	0.53	0.19
Selling, General and Administrative Expenses	7,493	9,628	6,537
Diluted Weighted Average Common Shares Outstanding	28,726	28,933	28,971

Years ended September 30

In thousands, except per-share data

Table of Contents

Letter to Shareholders	1	Outreach	6
Growing Demand	2	Results	8
Delivering on Our Commitments	3	Financial Review	9
Recognition	4		



Dear Shareholders,

I'm pleased to say we posted another solid performance in contributing to women's health worldwide.

FHC remains the innovator and industry leader, maintaining a distinctive advantage in sales, outreach and training.

In addition, **the FC2 Female Condom is the only female condom approved by the U.S. FDA** as a method of preventing pregnancy, HIV/AIDS and other sexually transmitted infections (STIs).

FC2 has been cleared by the World Health Organization for purchase by U.N. agencies.

As awareness of women's health and family planning issues continued to grow exponentially, the Company—through increasing visibility and access to the FC2 Female Condom—consolidated our role as a leading player in bringing women greater choice and control over their reproductive lives, both in the U.S. and internationally.

Our solid financial performance permits the Company to rapidly expand production capacity as needed, and provide education and training regarding reproductive health and STIs/HIV/AIDS prevention at no cost to our public sector partners.

The Female Health Company is proud and delighted to implement programs that contribute to women's health globally, and concurrently reduce healthcare costs.

We are particularly pleased that *The Motley Fool* named us one of America's 25 best public companies for our contribution to healthcare and return to shareholders, a truly public/private partnership.

We sincerely thank our employees for their skill and dedication and our shareholders for their support in making this happen.

A handwritten signature in black ink, appearing to read "O.B. Parrish".

O.B. Parrish
Chairman of the Board
The Female Health Company

More information on the Female Health Company is available at www.femalehealthcompany.com

For more on FC2, visit www.fc2femalecondom.com

For a look at the product's history, go to www.fc2femalecondom.com/timeline

Demand is increasing.

We sold 54.8 million FC2 Female Condoms in 143 countries in FY2013. This is 11% less than the all-time record of 61.6 million units sold in FY2012; yet it was the Company's second best year, 36% higher than the previous record year.

We believe the decrease in unit sales in FY2013 simply reflects public sector purchasing patterns, not a decrease in underlying demand. **We believe demand is increasing**, as reflected by the following statistics:

- The average compound unit sales **growth rate for the eight-year period FY2005-FY2013 was 19%**, reflecting increasing long-term demand.
- **Access is also widening.** FC2 is available in 143 countries vs. 138 at the end of FY2012. In the U.S., Departments of Health have been increasing access to FC2 within established condom programming; Chicago, Los Angeles, San Francisco, New York and Washington, D.C., are all examples of departments providing female and male condoms free of charge in city programs. In New York City, FC2 is now available in 1,436 locations, up 43% over 1,001 locations at the end of FY2012.
- **HIV/AIDS remains the leading cause of death worldwide among women 15-44 years of age.** More than 50% of new HIV infections are women and 80% of infections are the result of heterosexual sex.

MANUFACTURING EXPANSION

Early in 2013, the Company completed the **expansion of our annual unit production capacity by 20%, to 100 million units.**

The plans for this initiative were announced in April 2012, with completion projected by December 31. In fact, according to Mike Pope, the Company's Vice President of U.K. and Malaysian Operations, "The expansion of our Malaysian production capacity went so well that the new lines were **operational in October 2012, well ahead of the projected December schedule.**" This capital expenditure was fully funded internally, at a cost of approximately \$700,000.

Based on the long-term outlook, we are currently exploring an option that would permit us to double production capacity on a modular basis as needed.



To learn more about training, visit www.fc2femalecondom.com/training/



A SUPPORT partnership road sign in South Africa



A training session in Kuala Lumpur with SUPPORT's Maya Gukul (center)

OUR COMMITMENTS

The Company announced that **we are delivering on our commitments made at the 2012 London Summit on Family Planning**. Those commitments include:

- To aggregate purchases from all major public sector buyers to establish the price for sales in the succeeding year based on volume;
- To award major public sector purchases with FC2 equal to 5% of their total annual units purchased at no cost to the purchasers, and
- To spend \$14 million on training and education over the period from 2013 through 2018.

In FY2013, the company **spent \$1.5 million on education and training**, and conducted and/or contributed to **140 training sessions in eight countries**. An estimated 20,244 people participated in these sessions. The Company plans to spend \$2.5 million on education and training in FY2014.

London Summit Recap

2012's London Summit on Family Planning, sponsored by the Bill & Melinda Gates Foundation and the U.K. Government, established the FP (Family Planning) 2020 program. The FP2020 goal is to **increase access to contraceptives to an additional 120 million women in 69 developing countries by 2020**. Funding commitments of \$4.6 billion are in place to finance the program. Female condoms are the only product whose use is initiated by women that provides dual protection against STIs, including HIV/AIDS, and unintended pregnancy. We believe FC2 will make a significant contribution to FP2020.

NEW SUPPORT WEBSITE LAUNCHED

In January, **SUPPORT—FHC's team of international professionals—launched a new multilingual website**. The site provides downloadable training and educational materials in English, French, Portuguese and Spanish, and **has been earning more than 1,000 hits each month**. More than 100 people from 30 countries have asked for and received information and advice on training and education. Over the same period, the multilingual, animated FC2 instruction videos on YouTube have been visited 6.4 million times.



Visit SUPPORT's website at www.femalecondom.org/



Interior of FHC's recently expanded Malaysian plant in Kuala Lumpur



SUPPORT booth at Conference NOPE, Kenya

In 2013 we received some notable accolades.

THE MOTLEY FOOL NAMES FHC "ONE OF AMERICA'S BEST COMPANIES"

FHC was named one of the "25 Best Companies in America" by *The Motley Fool*, a financial services company that provides stock information and investment advice. Their selection was based on **our vital role in contributing to health in some of the world's poorest nations while providing a solid return to our shareholders**. Other companies on the list include Google, Biogen, Whole Foods, Starbucks and IBM.

WHAT MAKES FEMALE HEALTH COMPANY ONE OF AMERICA'S BEST COMPANIES

"...Female Health's customer base appears devoted to the company...Moreover, with a single optimized product, Female Health makes it simple for customers to focus on the needs of the people they themselves serve rather than having to decide on an appropriate mix of products to suit those they're trying to help...Female Health has played a vital role in trying to make some of the poorest areas in the world safer and healthier. As long as women's health remains an unfilled need for billions of people across the globe, Female Health will have a role to play in addressing that need."

Exerpt from *The Motley Fool*, 2/27/2013

Read the full article at <http://bit.ly/ZFT5bV>

GLOBAL CITIZEN FESTIVAL

On September 28, the Global Citizen group in partnership with the Cotton On Foundation sponsored a concert in New York City's Central Park which focused on **ending poverty through public/private partnerships**. Performers included Alicia Keys, Stevie Wonder, Kings of Leon, and John Mayer; attendance was estimated to be 60,000 and the program was streamed worldwide. At the concert, **the Company was recognized for our private-sector leadership in supporting the FP2020 program**.


For more on FHC's generous industry pledge, visit <http://bit.ly/1e6AHVt>

IT TAKES TWO

The Central Park event was part of the "It Takes Two" campaign to increase contraception access to women and girls around the world. Thanks to our London Summit commitment, FHC had already surpassed the campaign's goal for condom manufacturers to turn 2% of free product back to aid agencies. The campaign has **acknowledged FHC as the leader in the industry with regard to public/private partnership** and has used our commitment as an example for other companies to follow.

FC2 made its music-video debut with a featured role in "Zazi Song" by award-winning singer-songwriter Zonke Dikana. The ZAZI campaign encourages South African women and girls to draw on their inner strength, power, and self-confidence to know themselves and what they stand for in order to guide their decisions about their future. *Right: Frames from "Zazi Song"*

Watch the "Zazi Song" video at www.zazi.org.za



Images courtesy of ©USAID/JHU HIV Communication Programme South Africa/ZAZI Campaign



Top: Supermodel and Global Citizen Festival presenter Erin Heatherton is joined backstage by FHC's Rebecca Bouck, U.S. Program Manager

Below: Erin Heatherton announces the commitment of The Female Health Company on stage



To watch Erin at the festival, go to www.youtube.com/watch?v=uIeMAO37Ob0

For more about "It Takes Two," visit www.globalcitizen.org/ittakestwo

For the condom wrapper contest, visit www.ittakestwo.org/condom/display/gallery.php

The Company and SUPPORT also garnered an impressive amount of international press coverage during the year:

- Several articles in *The Southern African NGO Network* (SANGONeT)—on Global Female Condom Day, the launch of our SUPPORT website, and musical superstar Zahra Universe's call for increased access to female condoms
- A June 18 article in the *Daily News South Africa* on FC2's presence at the South African AIDS Conference
- A June *Parents Magazine* cover story and in-depth interview with family planning advocate Emily Karechio
- Live phone radio shows about FC2 on national radio in Zimbabwe
- An article in *Impact* magazine on empowering women with the female condom
- A TV interview in Zambia (ZBNC) about female condoms
- Advertorials on Global Female Condom Day in South Africa's *Eyehtu* and *Umlazi* newspapers
- Newspaper articles, national radio and several national television news items on Global Female Condom Day in Kenya
- A *Malawi Daily Times* article on Global Female Condom Day
- A one-hour interactive TV program on Malawi's National TV (MBC), which featured a panel with two FC2 users, an FC2 implementer and a government official answering viewers' phone-in questions
- An August 12 interview on RTV Utrecht (The Netherlands) with FHC's Lucie van Mens, Director of Program Development and SUPPORT, about the advantages of the female condom—total reach: 100,000 citizens in Utrecht
- Articles in *Zambia's Post* and *Times* newspapers about Global Female Condom Day



GLOBAL FEMALE CONDOM DAY

2013's Global Female Condom Day, which was held on September 16, drew greater attention and participation than in the previous year. Public events highlighting the need for access to female condoms and promoting their use in family planning and disease prevention were organized around the world and in the U.S., including events specifically initiated or co-sponsored by The Female Health Company in five African countries—**Zimbabwe, Zambia, South Africa, Malawi and Kenya.**

For more on Global Female Condom Day, visit www.femalecondom.org/global-female-condom-day-impressions/ and www.femalecondom.org/five-african-countries-celebrate-the-existence-of-the-female-condom/

From the National Female Condom Coalition www.nationalfccoalition.org/gfcd

Left: Emily Karechio, from Muthaa Foundation/SUPPORT Kenya, demonstrates the Female Condom on KTN Kenya news



Increasing visibility and access to the FC2 Female Condom consolidated our role as a leading player in bringing women greater choice and control over their reproductive lives, both in the U.S. and internationally.

FC2 COLLEGE CAMPUS PROGRAM

In the U.S., the Company launched the pilot for an FC2 College Campus Program in the Northeast. Twelve participating institutions were given mini-grants to begin implementing programming on their campuses, with institutions completing the online training program and/or participating in in-person trainings held in Boston. Grants were awarded based on each school's intention to raise awareness of and access to FC2 on campus.

A second phase of the College Campus Program involved 19 institutions in the South/Southwest. Institutions participating in the program included Colgate University, Tulane University and Duke University plus student groups from institutions such as Boston College.

Initial reports have been very positive, and the Company intends to streamline the process and open up the grants nationally. Applications for the 2014 round of grants are due by March 1, 2014; guidelines can be viewed on the FC2 College Health Page on our U.S. training program website.

For more on the College Campus Program, visit www.fc2femalecondom.com/training/community/fc2-college-health/

Right: SUPPORT's Lucie van Mens and Chilufya Mwaba-Phiri from ZHECT at a Global Female Condom Day event in Zambia

SUPPORT AT THE "WOMEN DELIVER" CONFERENCE IN KUALA LUMPUR

The **International Women Deliver Conference** was held on May 28-30 in Kuala Lumpur, Malaysia. The conference was one of the largest gatherings of policymakers, advocates and researchers focused exclusively on women's health and empowerment, bringing together over 4,500 participants from 149 countries.

Attention had been drawn to the global challenge of meeting family planning needs of 120 million women by the year 2020 since last year's London Summit, where 69 countries made commitments to increase access to family planning. The Female Health Company/SUPPORT, the only private sector delegate to make a commitment during the London Summit, attended the conference and conducted education and outreach activities. And SUPPORT announced its partnership with the global "It Takes Two" campaign.

For more on the Conference, go to www.femalecondom.org/the-women-deliver-conference/



TEXT MESSAGE PROGRAM

The Company introduced a Text Message Program for the U.S. market. By texting "**findFC2**" to **877-877**, potential customers receive prompts to enter their address, intersection, or ZIP code, after which the nearest location at which the FC2 can be found will be displayed. If there is no location near the address provided, the customer is prompted to try again, or to find the product online at a link to Walgreens' FC2 page. The text messaging system has a mobile landing page that contains basic information on where to find FC2, and how to use it.

The Text Message Program is being used by our partners in the National Female Condom Coalition for their outreach, including graphics for social media platforms.

Visit the mobile landing page at findfc2.com/

For more on the National Female Condom Coalition, visit www.nationalfccoalition.org



The Female Health Company posted solid financial results in fiscal 2013.

- Net revenues totaled \$31.5 million, down 10% vs. 2012.
- Operating income was \$9.8 million, down 11%.
- Income before taxes was \$9.9 million, down 8%.
- Net income including a tax benefit of \$4.4 million was \$14.3 million, or \$0.50 per diluted share vs. \$15.3 million (including a tax benefit of \$4.5 million) or \$0.53 per diluted share in fiscal 2012.
- The Company produced \$11.8 million in cash flow from operations.
- Dividends paid to shareholders totaled approximately \$7.5 million during the year.
- The closing market price of the Company's common stock increased by 37.9% from \$7.15 per share on the last trading day of fiscal 2012 to \$9.86 per share on the last trading day of fiscal 2013.
- Total return to shareholders (stock appreciation plus dividends) for fiscal 2013 was 42%.



Table of Contents

Form 10-K	1 through 37
Consolidated Financial Statements	F-0 through F-23

“Safe Harbor” statement under the Private Securities Litigation Reform Act of 1995

The statements in this report which are not historical fact are “forward-looking statements” as that term is defined in the Private Securities Litigation Reform Act of 1995. Forward-looking statements in this report include statements regarding the Company’s planned spending on education and training in fiscal 2014, underlying demand for FC2, possible options to expand manufacturing capacity and the continuation of cash dividends in future periods. Forward-looking statements can also be identified by the use of forward-looking words or phrases such as “anticipate,” “believe,” “could,” “expect,” “intend,” “may,” “opportunity,” “plan,” “predict,” “potential,” “estimate,” “will,” “would” or the negative of these terms or other words of similar meaning. These statements are based upon the Company’s current plans and strategies, and reflect the Company’s current assessment of the risks and uncertainties related to its business, and are made as of the date of this report. The Company assumes no obligation to update any forward-looking statements contained in this report as a result of new information or future events, developments or circumstances. Such forward-looking statements are inherently subject to known and unknown risks and uncertainties. The Company’s actual results and future developments could differ materially from the results or developments expressed in, or implied by, these forward-looking statements. Factors that may cause actual results to differ materially from those contemplated by such forward-looking statements include, but are not limited to, the following: product demand and market acceptance; competition in the Company’s markets and the risk of new competitors and new competitive product introductions; the Company’s reliance on its international partners in the consumer sector and on the level of spending on the FC2 Female Condom by country governments, global donors and other public health organizations in the global public sector; the economic and business environment and the impact of government pressures; risks involved in doing business on an international level, including currency risks, regulatory requirements, political risks, export restrictions and other trade barriers; the Company’s production capacity, efficiency and supply constraints; and other risks detailed in the Company’s press releases, shareholder communications and Securities and Exchange Commission filings, including the Company’s Form 10-K for the fiscal year ended September 30, 2013. Actual events affecting the Company and the impact of such events on the Company’s operations may vary from those currently anticipated.

**UNITED STATES
SECURITIES AND EXCHANGE COMMISSION
Washington, D.C. 20549
FORM 10-K**

(Mark One)

- ANNUAL REPORT PURSUANT TO SECTION 13 OR 15(d) OF THE SECURITIES EXCHANGE ACT OF 1934**

For the fiscal year ended September 30, 2013

- TRANSITION REPORT UNDER SECTION 13 OR 15(d) OF THE EXCHANGE ACT OF 1934**

For the transition period from _____ to _____
Commission file number 1-13602

The Female Health Company

(Name of registrant as specified in its charter)

Wisconsin

(State or other jurisdiction of incorporation or organization)

39-1144397

(I.R.S. Employer Identification No.)

515 N. State Street, Suite 2225, Chicago, Illinois

(Address of principal executive offices)

60654

(Zip Code)

Registrant's telephone number, including area code **(312) 595-9123**
Securities registered under Section 12(b) of the Act:

Title of each class

Common stock, \$.01 par value

Name of each exchange on which registered

NASDAQ Stock Market

Securities registered under Section 12(g) of the Act:

None

(Title of Class)

Indicate by check mark if the registrant is a well-known seasoned issuer, as defined in Rule 405 of the Securities Act.

Yes No

Indicate by check mark if the registrant is not required to file reports pursuant to Section 13 or Section 15(d) of the Act.

Yes No

Indicate by check mark whether the registrant (1) has filed all reports required to be filed by Section 13 or 15(d) of the Securities Exchange Act of 1934 during the preceding 12 months (or for such shorter period that the registrant was required to file such reports), and (2) has been subject to such filing requirements for the past 90 days. Yes No

Indicate by check mark whether the registrant has submitted electronically and posted on its corporate Web site, if any, every Interactive Data File required to be submitted and posted pursuant to Rule 405 of Regulation S-T during the preceding 12 months (or for such shorter period that the registrant was required to submit and post such files).
Yes No

Indicate by check mark if disclosure of delinquent filers pursuant to Item 405 of Regulation S-K is not contained herein, and will not be contained, to the best of registrant's knowledge, in definitive proxy or information statements incorporated by reference in Part III of this Form 10-K or any amendment to this Form 10-K.

Indicate by check mark whether the registrant is a large accelerated filer, an accelerated filer, a non-accelerated filer or a smaller reporting company. See the definitions of "large accelerated filer," "accelerated filer" and "smaller reporting company" in Rule 12b-2 of the Exchange Act.

Large accelerated filer Accelerated filer

Non-accelerated file (Do not check if a smaller reporting company) Smaller reporting company

Indicate by check mark whether the registrant is a shell company (as defined in Rule 12b-2 of the Act). Yes No

The aggregate market value of the voting stock held by non-affiliates of the registrant as of March 28, 2013, was approximately \$159.6 million based on the per share closing price as of March 28, 2013 quoted on the NASDAQ Capital Market for the registrant's common stock, which was \$7.24.

There were 28,726,092 shares of the registrant's common stock, \$0.01 par value per share outstanding at November 29, 2013.

DOCUMENTS INCORPORATED BY REFERENCE:

Portions of the Proxy Statement for the 2014 Annual Meeting of the Shareholders of the Registrant are incorporated by reference into Part III of this report.

As used in this report, the terms "we," "us," "our," "The Female Health Company," "FHC" and the "Company" mean The Female Health Company and its subsidiaries collectively, unless the context indicates another meaning, and the term "common stock" means shares of our common stock, par value of \$0.01 per share.

THE FEMALE HEALTH COMPANY

FORM 10-K

SEPTEMBER 30, 2013

TABLE OF CONTENTS

PART I		Page
Item 1.	Business	5
Item 1A.	Risk Factors	13
Item 1B.	Unresolved Staff Comments	17
Item 2.	Properties	17
Item 3.	Legal Proceedings	17
Item 4.	Mine Safety Disclosures	17
PART II		
Item 5.	Market for Registrant's Common Equity, Related Stockholder Matters and Issuer Purchases of Equity Securities	18
Item 6.	Selected Financial Data	21
Item 7.	Management's Discussion and Analysis of Financial Condition and Results of Operations	22
Item 7A.	Quantitative and Qualitative Disclosures About Market Risk	28
Item 8.	Financial Statements and Supplementary Data	28
Item 9.	Changes in and Disagreements With Accountants on Accounting and Financial Disclosure	28
Item 9A.	Controls and Procedures	28
Item 9B.	Other Information	29
PART III		
Item 10.	Directors, Executive Officers and Corporate Governance	30
Item 11.	Executive Compensation	30
Item 12.	Security Ownership of Certain Beneficial Owners and Management and Related Stockholder Matters	30
Item 13.	Certain Relationships and Related Transactions, and Director Independence	31
Item 14.	Principal Accountant Fees and Services	31
PART IV		
Item 15.	Exhibits and Financial Statement Schedules	32
	Signatures	36

FORWARD-LOOKING STATEMENTS

Certain statements included in this Annual Report on Form 10-K which are not statements of historical fact are intended to be, and are hereby identified as, "forward-looking statements" within the meaning of the Private Securities Litigation Reform Act of 1995. Forward-looking statements can be identified by the use of forward-looking words or phrases such as "anticipate," "believe," "could," "expect," "intend," "may," "opportunity," "plan," "predict," "potential," "estimate," "will," "would" or the negative of these terms or other words of similar meaning. These statements are based upon the Company's current plans and strategies, and reflect the Company's current assessment of the risks and uncertainties related to its business, and are made as of the date of this report. The Company cautions readers that forward-looking statements involve known and unknown risks, uncertainties and other factors that may cause the actual results, performance or achievements of the Company to be materially different from any future results, performance or achievements expressed or implied by such forward-looking statements. Such factors include, but are not limited to, those described under the caption "Risk Factors" in Item 1A. of this report. The Company undertakes no obligation to make any revisions to the forward-looking statements contained in this report or to update them to reflect events or circumstances occurring after the date of this report.

PART I

Item 1. Business

General

The Female Health Company manufactures, markets and sells the FC2 Female Condom ("FC2"). FC2 is the only currently available female-controlled product, approved by the U.S. Food and Drug Administration (FDA) and cleared by the World Health Organization ("WHO") for purchase by U.N. agencies, that provides dual protection against unintended pregnancy and sexually transmitted infections ("STIs"), including HIV/AIDS. The Company's first generation product was the FC1 Female Condom, a Class III medical device approved by the FDA in 1993. The Company's second generation product, FC2, has been available globally since 2007, and in the U.S. since 2009 after it was approved by the FDA as a Class III medical device.

FC2 Female Condom provides women dual protection against STIs, including HIV/AIDS, and unintended pregnancy. Because FC2's primary usages are for disease prevention and family planning, the public health sector is the Company's main market. Within the public health sector, various organizations supply critical products such as FC2, at no cost or low cost, to those who need but cannot afford to buy such products for themselves.

The Company has a relatively small customer base, with a limited number of customers who generally purchase in large quantities. Over the past few years, significant customers have included large global agencies, such as the United Nations Population Fund ("UNFPA"), the United States Agency for International Development ("USAID"), through its facilitator, John Snow, Inc., and Sekunjalo Investments Corporation (PTY) Ltd ("Sekunjalo"), the Company's distributor in the Republic of South Africa ("RSA"). Other customers include ministries of health or other governmental agencies, which either purchase directly or via in-country distributors, and non-governmental organizations ("NGOs").

FC2 is currently available in 143 countries. A significant number of countries with the highest demand potential are in the developing world. The incidence of HIV/AIDS, other STIs and unwanted pregnancy in these countries represents a remarkable potential for significant sales of a product that benefits some of the world's most underprivileged people. However, conditions in these countries can be volatile and result in unpredictable delays in program development, tender applications and processing orders.

Purchasing patterns vary significantly from one customer to another, and may reflect factors other than simple demand. For example, some governmental agencies purchase through a formal procurement process in which a tender (request for bid) is issued for either a specific or a maximum unit quantity. Tenders also define other requirements for a qualified bid submission (such as product specifications, regulatory approvals, clearance by WHO, unit pricing and delivery timetable). Bidders have a limited period of time in which to submit bids. Bids are subjected to an evaluation process which is intended to conclude with a tender award to the successful bidder. The entire tender process, from publication to award, may take many months to complete. Administrative issues, politics, bureaucracy, process errors, changes in leadership, funding priorities and/or other pressures may delay or derail the process and affect the purchasing patterns of public sector customers. As a result, the Company may experience significant quarter-to-quarter sales variations due to the timing and shipment of large orders.

In the past few years, the Company's business model, which includes high gross margins, modest capital expenditures and low expense requirements compared to production volumes, has permitted the Company to sustain profitable operations without debt and maintain dividend payments during periods of delayed orders. Continuation of these accomplishments in the future periods will be contingent on a number of factors, including the degree and period of sales volatility and the strength of global demand for the Company's product.

The Company currently operates in one industry segment which includes the development, manufacture and marketing of consumer health care products. Therefore, no segment data is disclosed in the Notes to the Consolidated Financial Statements contained in this report. Information regarding the Company's operations by geographic area is included in Note 10 in the Notes to the Consolidated Financial Statements contained in this report.

Company History

The female condom was invented by a Danish physician who obtained a U.S. patent for FC1 in 1988. The physician subsequently sold certain rights to the condom to Chartex Resources Limited (“Chartex”). In the years that followed, Chartex, with resources provided by a Danish entrepreneur and a nonprofit Danish foundation, developed the manufacturing processes and completed other activities associated with bringing the female condom to market in certain non-U.S. countries. The Wisconsin Pharmacal Company, Inc. (“Wisconsin Pharmacal”, the Company’s predecessor) owned certain rights to the female condom in the U.S., Canada and Mexico. Wisconsin Pharmacal pursued the pre-clinical and clinical studies and overall development of the product, necessary for U.S. FDA approval and worldwide distribution of the product.

The Female Health Company is the successor to Wisconsin Pharmacal, a company which manufactured and marketed disparate specialty chemical and branded consumer products. Wisconsin Pharmacal was originally incorporated in 1971.

In fiscal 1995, the Company’s Board of Directors approved a plan to complete a series of actions designed, in part, to maximize the potential of the Female Condom. First, the Company restructured and transferred the Wisconsin Pharmacal name and all of the assets and liabilities of the Company other than those related to the Female Condom to a newly formed, wholly-owned subsidiary of the Company, WPC Holdings, Inc. (“Holdings”). In January 1996, the Company sold Holdings to an unrelated third party. Then, in February 1996, the Company acquired Chartex. At the same time, the Company was renamed The Female Health Company. As a result of the sale of Holdings and the acquisition of Chartex, The Female Health Company evolved to its current state with its sole business consisting of the manufacture, marketing and sale of the Female Condom.

The FDA approved FC1 for distribution in the U.S. in 1993 and approved the Company’s U.K. FC1 manufacturing facility in 1994. In 2005, the Company completed development of a second generation Female Condom, FC2, with the following objectives:

1. Expand access to female-controlled prevention by offering a more affordable product
2. Increase HIV/AIDS prevention and family planning options
3. Lower health care costs
4. Increase gross margins

FC2 was first marketed internationally in March 2007 and has been marketed in the U.S. since August 2009. In October 2009, the Company completed the transition from its first generation product, FC1, to its second generation product, FC2, and production of FC1 ceased. The Company retains ownership of certain world-wide rights, as well as various patents, regulatory approvals and other intellectual property related to FC1.

FC2 was approved by the FDA as a Class III medical device on March 10, 2009. In addition to FDA approval, FC2 has been approved by other regulatory agencies, including the European Union, India and Brazil. Based on a rigorous scientific review, WHO agreed that FC2 performs in the same manner as FC1 and cleared FC2 for purchase by U.N. agencies in 2006.

Since FC2’s introduction in March 2007 through September 30, 2013, approximately 225 million FC2’s have been distributed in 143 countries. It is sold directly to consumers in 16 countries. Since the first FDA approval in 1993, the Company has sold approximately 400 million Female Condoms (FC1 and FC2).

Strategy

The Company’s strategy is to fully develop global markets for FC2 for both contraception and prevention of STIs, including HIV/AIDS. Since the introduction of its first generation product, FC1, the Company has developed contacts and relationships with global public health sector organizations such as WHO, UNFPA, USAID, the United Nations Joint Programme on HIV/AIDS (“UNAIDS”), country-specific health ministries and NGOs, and commercial partners in various countries. The Company has representatives in various locations around the world to provide technical support and assist with its customers’ prevention and family planning programs. As announced during the July 2012 London Summit on Family Planning in London England (the “London Summit”), the

Company has pledged to significantly increase its global education and training investment over the period from 2013 through 2018.

The Company's first generation product, FC1, was produced from a costly raw material, polyurethane, in a labor intensive manufacturing process in London, England. To expand women's access to the female condom, increase sales volume, reduce costs, and significantly increase gross margin, the Company developed its second generation product, FC2. The second generation product is made from a less costly raw material, a nitrile polymer. FC2's production process is more efficient and less labor and capital intensive than that of FC1, making it less costly to produce. Its price is now approximately 30 percent less than FC1. FC2 is currently being produced at the Company's facility in Selangor D.E., Malaysia and in Kochi, India, in conjunction with FHC's exclusive distributor in India, Hindustan Lifecare Limited ("HLL"). The Company made its first substantial sales of FC2 in fiscal 2007. Since October 2009, all of the Company's unit sales have been FC2. Production in London was discontinued with the final shipment of FC1 in October 2009. As a result of the successful development of FC2, the Company was able to both reduce the price to the public health sector and increase its gross margin.

Since the product's primary market is currently the public health sector, the Company incurs minimal sales and marketing expense. Thus, as the demand for FC2 continues to grow in the public health sector, the Company's operating expenses may grow at a much lower rate than that of volume.

Products

Currently, there are only two FDA approved and marketed products that prevent the transmission of HIV/AIDS through sexual intercourse: the male condom and FC2. FC2 is currently the only FDA approved and marketed female-controlled product that prevents STIs, including HIV/AIDS. Used consistently and correctly, FC2 provides women dual protection against STIs, including HIV/AIDS, and unintended pregnancy. FC2 does not compete with the male condom; it provides an alternative to either unprotected sex or male condom usage.

An economic analysis of the cost effectiveness of an FC2 HIV/AIDS prevention program conducted by Dr. David Holtgrave, the chairman of the Department of Health Behavior and Society at the Johns Hopkins Bloomberg School of Public Health was featured in the March 26, 2012 issue of *AIDS and Behavior*. The study showed that the Washington, D.C. FC2 prevention program, a public-private partnership to provide and promote FC2, prevented enough HIV infections in the first year alone to save over \$8 million in avoided future medical care costs (over and above the cost of approximately \$445,000 for the program). This means that for every dollar spent on the program, there was a cost savings of nearly \$20. In the article Dr. Holtgrave concluded, "These results clearly indicate that delivery of, and education about, Female Condoms is an effective HIV prevention intervention and an outstanding public health investment." Washington, D.C. began its program in 2010 to fight a disease that is at epidemic levels. At least 3 percent of Washington, D.C. residents have HIV or AIDS, a prevalence rate that is the highest of any U.S. city.

Numerous clinical and behavioral studies have been conducted regarding use of the female condom. Studies show that in many cultures, the female condom is found acceptable by women and their partners. Importantly, studies also show that when the female condom is made available as an option along with male condoms there is a significant increase in protected sex acts with a concurrent decrease in STIs. The increase in protected sex acts varies by country and averages between 10 percent and 35 percent.

FC2 has basically the same physical design, specifications, safety and efficacy profile as FC1. Manufactured from a nitrile polymer formulation that is exclusive to the Company, FC2 is produced more economically than FC1, which was made from a more costly raw material, polyurethane. FC2 consists of a soft, loose fitting sheath and two rings: an external ring of rolled nitrile and a loose internal ring, made of flexible polyurethane, FC2's soft sheath lines the vagina, preventing skin-to-skin contact during intercourse. Its external ring remains outside the vagina, partially covering the external genitalia. The internal ring is used for insertion and helps keep the device in place during use.

FC2's primary raw material, a nitrile polymer, offers a number of benefits over natural rubber latex, the raw material most commonly used in male condoms. FC2's nitrile polymer is stronger than latex, reducing the probability that the female condom sheath will tear during use. Unlike latex, FC2's nitrile polymer quickly transfers heat. FC2 warms to body temperature immediately upon insertion which may enhance the user's sensation and pleasure.

Unlike the male condom, FC2 may be inserted in advance of arousal, eliminating disruption during sexual intimacy. FC2 is also an alternative to latex sensitive users (7 percent to 20 percent of the population) who are unable to use male condoms without irritation. To the Company's knowledge, there is no reported allergy to the nitrile polymer. FC2 is pre-lubricated, disposable and recommended for use during a single sex act. FC2 is not reusable.

FC2 received FDA approval as a Class III medical device on March 10, 2009, and has been available in the U.S. since August 2009. In addition to FDA approval, FC2 has been approved by other regulatory agencies, including the European Union, India and Brazil. Based on a rigorous scientific review, WHO agreed that FC2 performs in the same manner as FC1 and cleared FC2 for purchase by U.N. agencies in 2006.

Global Market Potential

Because FC2 offers a woman dual protection against both unintended pregnancy and STIs, including HIV/AIDS, its market encompasses both family planning and disease prevention.

Disease Prevention. The first clinical evidence of AIDS was noted more than thirty years ago. Since then, HIV/AIDS has become the most devastating pandemic facing humankind in recorded history. In November 2009, WHO released statistics indicating that on a world-wide basis, HIV/AIDS is now the leading cause of death in women 15 to 44 years of age. According to WHO, in 2010 worldwide more than half of all the adults living with HIV were women and almost 50 percent of all new adult cases of HIV/AIDS were women. In the United States the Centers for Disease Control and Prevention (CDC) and FDA both list heterosexual sex as the most common method of HIV transmission in women.

For sexually active couples, male condoms and FC2 are the only barrier methods approved by the FDA for preventing sexual transmission of HIV/AIDS. In recent years, scientists have sought to develop alternative means of preventing HIV/AIDS. Based on the complexities of such research, a viable prevention alternative is unlikely to be available in the foreseeable future. To date, it is clear that condoms, male and female, continue to play a key role in the prevention of STIs, including HIV/AIDS. FC2, when used consistently and correctly, gives a woman control over her sexual health by providing dual protection against STIs, including HIV/AIDS, and unintended pregnancy.

In the U.S., the CDC continues to report that the HIV/AIDS epidemic is taking an increasing toll on women and girls. Women of color, particularly black women, have been especially hard hit. Women of color comprise both the majority of new HIV and AIDS cases among women, and the majority of women living with the disease.

In 2009, the CDC lists the rate of new HIV infection for black women as approximately 15 times the rate for white women in the United States. In 2009, in the United States, it is estimated that one in 32 black women would be diagnosed with HIV in her lifetime, compared to the one in 526 incidence rate amongst white women.

The CDC estimates there are 19 million new STIs in the U.S. each year. It is also estimated that over 24,000 women each year in the U.S. lose the ability to conceive or carry a pregnancy to term due to undiagnosed or untreated STIs. In March 2008, the CDC announced that a study indicated that 26 percent of female adolescents in the U.S. have at least one of the most common STIs. Led by the CDC's Sara Forhan, the study is the first to examine the combined national prevalence of common STIs among adolescent women in the U.S. In addition to overall STI prevalence, the study found that by race, African American teenage girls had the highest prevalence, with an overall prevalence of 48 percent compared to 20 percent among both whites and Mexican Americans. Overall, approximately half of all the teens in the study reported ever having sex. Among these girls, the STI prevalence was 40 percent.

On November 29, 2012, in conjunction with World AIDS day, U.S. Secretary of State Hillary Clinton, as part of the President's Emergency Plan For AIDS Relief ("PEPFAR"), issued a blueprint for an AIDS Free Generation. In the blueprint it states that female condoms are unique in providing a female controlled HIV prevention option and that PEPFAR will work with partner governments and other donors to promote female condoms wherever effective programs can build a sustained demand.

On September 24, 2013, the U.K. Government announced it was donating \$1.5 billion over a 3 year period to the Global Fund for HIV/AIDS, TB and Malaria treatment and prevention.

Contraception. The feminization of HIV/AIDS has increased the relevance of FC2 for the prevention of unintended pregnancies as well as disease prevention. Unintended pregnancy may result in maternal and infant death, babies with HIV/AIDS, AIDS orphans and increased health care costs.

On July 11, 2012, World Population Day, the U.K. Government and the Bill and Melinda Gates Foundation held the London Summit. It was an invitation only meeting attended by public health officials, government officials, and private sector companies that supply contraceptives and related products. The primary goal of the London Summit was to increase access to contraceptives to an additional 120 million poor women in 69 developing countries by 2020. Achievement of this goal will reduce maternal and infant mortality, HIV/AIDS babies and orphans and health care costs.

At the close of the London Summit it was announced that commitments of \$4.6 billion had been made to fund the 2012-2020 program. This included commitments by the U.K. Government, other specific countries, the Bill & Melinda Gates Foundation, other foundations, Bloomberg Philanthropies, and other private sector donors.

FHC was one of only fourteen companies invited to attend the London Summit. O.B. Parrish, the Company's Chairman and Chief Executive Officer, participated on a panel "Partnering for Progress: The Role of Public/Private Partnerships".

FHC announced a Public/Private Partnership program to support the goal to provide contraceptives to an additional 120 million women by 2020. FHC's program includes the following:

- Aggregate annual FC2 purchases from all major public sector buyers each year to establish volume-based unit pricing for the succeeding year.
- Award major public sector purchasers with FC2 equal to 5 percent of their total annual units purchased, at no cost to such purchasers.
- Invest up to \$14 million over the period from 2013 through 2018 in reproductive health and HIV/AIDS prevention education and training in collaboration with global agencies.

The Company believes achievement of the London Summit's goals will increase the market for contraceptives over the long-term. It also believes it will increase the market for the female condom, as it is the only female-controlled product that provides dual protection against unintended pregnancy and STIs including HIV/AIDS.

On September 28, 2013, The Global Poverty Project in partnership with the Cotton On Foundation sponsored a concert in Central Park in New York, which included a number of celebrities. Attendance was estimated to be 60,000 and the concert was streamed worldwide. The mission of the Global Citizens Group is to end extreme poverty. It has a number of private sector partners. At the Central Park concert FHC was recognized as a lead partner in the It Takes Two Campaign, a global awareness campaign whose goal is to increase awareness and support for the London Summit's goals.

The Condom Market

The global male condom market (public and private sector) is estimated to be \$3 billion annually. The global public health sector market for male condoms is estimated to be greater than 10 billion units annually. The private sector market for male condoms is estimated at 3 billion units annually. UNAIDS estimates that the annual public health sector demand for condoms, both male and female, will reach 19 billion units by 2015.

Government Regulation

Female condoms as a group were classified by the FDA as a Class III medical device in 1989. Class III medical devices are deemed by the FDA to carry potential risks with use which must be tested prior to FDA approval, referred to as Premarket Approval (PMA), for sale in the U.S. As FC2 is a Class III medical device, prior to selling FC2 in the U.S., the Company was required to submit a PMA application containing technical information on the use of FC2 such as pre-clinical and clinical safety and efficacy studies which were gathered together in a required format and content. The FC2 PMA was approved by the FDA as a Class III medical device in March 2009.

FC2 received the CE Mark which allows it to be marketed throughout the European Union. FC2 has also been approved by regulatory authorities in Brazil, India and other jurisdictions.

The Company believes that FC2's PMA and FDA classification as a Class III medical device creates a significant barrier to entry in the U.S. market. The Company estimates that it would take a minimum of four to six years to implement, execute and receive FDA approval of a PMA to market another type of female condom.

In the U.S., FC2 is regulated by the FDA. Pursuant to section 515(a)(3) of the Safe Medical Amendments Act of 1990 (the "SMA Act"), the FDA may temporarily suspend approval and initiate withdrawal of the PMA if the FDA finds that FC2 is unsafe or ineffective, or on the basis of new information with respect to the device, which, when evaluated together with information available at the time of approval, indicates a lack of reasonable assurance that the device is safe or effective under the conditions of use prescribed, recommended or suggested in the labeling. Failure to comply with the conditions of FDA approval invalidates the approval order. Commercial distribution of a device that is not in compliance with these conditions is a violation of the SMA Act. As an FDA approved medical device, the facilities in which FC2 is produced and tested are subject to periodic FDA inspection to ensure compliance with current Good Manufacturing Processes. The Company's most recent FDA inspection was completed in September 2010.

The FDA's approval order for FC2 includes conditions that relate to product labeling, including information on the package itself and instructions for use called a "package insert" which accompanies each product. The Company believes it is in compliance with the FDA approval order.

The Company's facility may also be subject to inspection by UNFPA, USAID, and county specific ministries of health.

Significant Customers

Because FC2 provides dual protection against both STIs, including HIV/AIDS, and unintended pregnancy, it is an integral part of both HIV/AIDS prevention and family planning programs throughout the world. These programs are typically supplied by global public health sector buyers who purchase products for distribution, at low cost or no cost, to those who need but cannot afford to buy such products themselves. Within the global public health sector are large global agencies such as UNFPA, USAID, DFID (U.K.'s Department for International Development), PSI (Population Services International) and other social marketing groups, various government health agencies and NGOs. The Company's most significant customers are either global public health sector agencies, country specific ministries of health or those who facilitate their purchases and/or distribution.

The Company's three largest customers currently are UNFPA, USAID and Sekunjalo. UNFPA accounted for 62 percent of unit sales in fiscal 2013, 40 percent of unit sales in fiscal 2012, and 25 percent of unit sales in fiscal 2011. USAID accounted for less than 10 percent of unit sales in fiscal 2013, 25 percent of unit sales in fiscal 2012, and 26 percent of unit sales in fiscal 2011. Sekunjalo accounted for less than 10 percent of unit sales in fiscal 2013, 20 percent of unit sales in 2012 and less than 10 percent of unit sales in fiscal 2011. No other single customer accounted for more than 10 percent of unit sales in fiscal 2013, 2012 or 2011.

Commercial Markets – Direct to Consumers

The Company has distribution agreements and other arrangements with commercial partners which market directly to consumers in 16 countries, including the United States, Brazil, Spain, France, and the United Kingdom. These agreements are generally exclusive for a single country. Under these agreements, the Company sells FC2 to the distributor partners, who market and distribute the product to consumers in the established territory.

In the U.S., FHC is conducting two test programs to reach young consumers: The FC2 Mobile Engagement Program and The FC2 College Campus Program. The objective is to create awareness and sexual health knowledge that results in online/in store retail purchasing by young women and men. Education and training are the key content elements for these programs, similar to the public sector.

- The FC2 Mobile Engagement Program is currently targeted to the following five cities where FHC has established community support through its partnership with women's and public health groups in conducting Public Sector Programs: Washington D.C., Chicago, Atlanta, Houston and San Francisco.
- Earlier this year FHC initiated The FC2 College Campus Program. Colleges were contacted and advised that they could apply to participate in an on-campus FC2 Program. If accepted, FHC would provide a mini-grant (\$50-\$500) and related education and training materials to help start an on-campus program. Grants would be awarded based on a school's intention to (1) raise awareness of FC2 on campus, (2) increase access to FC2 on-campus and (3) enhance students' capacity to effectively and accurately use FC2. Colleges also had the option (alternate to the mini-grant application) of completing FHC's Online Training Program or participating in a centrally located multi-institution training session located in a central city. The pilot regions for The FC2 College Campus Program were determined through selection of the following four American College Health Associations Regional Affiliates: New England, New York, South and South West College Health Associations. In total 30 colleges were chosen to receive grants for The FC2 College Campus Program, including Colgate University, Tulane University and Duke University plus student groups from institutions such as Boston College.

Relationships and Agreements with Public Health Sector Organizations

The Company's customers are primarily large global agencies, NGOs, ministries of health and other government agencies which purchase and distribute FC2 for use in HIV/AIDS prevention and family planning programs. The Company offers uniform, volume-based pricing to such agencies, rather than entering into long-term supply agreements. In the U.S., FC2 is sold to city and state public health clinics as well as not-for-profit organizations such as Planned Parenthood.

FC2 is being distributed as part of New York City's Female Condom Education and Distribution Project being conducted by the Bureau of HIV/AIDS Prevention and Control. As of September 30, 2013, FC2 was available in 1,436 locations in New York City, as compared to 1,001 at September 30, 2012, including both community based organizations and the N.Y.C. Department of Health and Mental Hygiene units.

Los Angeles/LA County initiated a condom distribution program similar to the New York City program. Program locations receive training and are supplied male and female condoms for free distribution to the general public. It is anticipated the number of sites providing female condoms will increase similarly to New York City.

The Company, in collaboration with the National Female Condom Coalition ("NFCC"), is encouraging FC2 usage through city-specific programs as well as other coordinated efforts. To make "train the trainer" education broadly available, the Company introduced its FC2 On-line Training Program in March 2012. The NFCC support of the female condom was evidenced by its initiation of the first-ever Global Female Condom Day on September 12, 2012.

The NFCC and the Universal Access to Female Condoms (UAFC) sponsored the second annual Global Female Condom Day on September 16, 2013. Celebrations were held worldwide, and many such celebrations highlighted FC2.

FHC has partnered with Ogilvy Public Relations to develop a Media Relations Toolkit and Webinar for the NFCC, which focuses on best practices for media relations in order to improve partner community impact via traditional and social media.

Employees

As of November 29, 2013, the Company had 132 full-time employees, including 11 located in the U.S., 12 in the U.K., 105 in Malaysia and 4 in other countries to implement training and programs, and 2 part-time employees, including 1 located in the U.S. and 1 in Malaysia. None of the Company's employees are represented by a labor union. The Company believes that its employee relations are good. In Malaysia, a significant proportion of direct labor is supplied by a contracted work force.

Environmental Regulation

The Company believes there are no material issues or material costs associated with the Company's compliance with environmental laws related to the manufacture and distribution of FC2. The Company has not incurred environmental expenses in fiscal 2013, 2012 or 2011, nor does it anticipate environmental expenses in the foreseeable future.

Raw Materials

The principal raw material used to produce FC2 is a nitrile polymer. While general nitrile formulations are available from a number of suppliers, the Company has chosen to work closely with the technical market leader in synthetic polymers to develop a grade ideally suited to the bio-compatibility and functional needs of a female condom. The supplier has agreed that the Company is the sole and exclusive owner of the unique polymer formulation that was developed for FC2.

Manufacturing Facilities

The Company leases 16,000 sq. ft. of production space in Selangor D.E., Malaysia for the production of FC2. In fiscal 2012, expansion of the facility's manufacturing capacity by 20 percent to approximately 100 million units annually was begun. The expansion was completed in October 2012, when the new lines went into production. The cost was approximately \$700,000, which was funded internally.

The Company's India-based FC2 end-stage production capacity for supply to the Indian market is located at a facility owned by its exclusive distributor, HLL in the Cochin Special Export Zone. In December 2007, production began at that facility which has a capacity of 7.5 million units per year.

FHC's total FC2 production capacity is approximately 100 million units annually. The Company is currently reviewing options to expand its manufacturing capacity. The Company will consider manufacturing in other locations as the demand for FC2 develops.

Competition

FC2 participates in the same market as male condoms; however, it is not seen as directly competing with male condoms. Rather, studies show that providing FC2 is additive in terms of prevention and choice. Male condoms cost less and have brand names that are more widely recognized than FC2. In addition, male condoms are generally manufactured and marketed by companies with significantly greater financial resources than the Company.

Other parties have developed and marketed female condoms. None of these female condoms marketed or under development by other parties have secured FDA approval. The Cupid female condom became the second female condom design to successfully complete the WHO prequalification process in July 2012 and be cleared for purchase by U.N. agencies. It is possible that other female condoms may receive FDA approval or complete the WHO prequalification process or may otherwise compete with FC2.

Patents and Trademarks

FC2 patents have been issued by the United States, Europe, Canada, Australia, South Africa, the People's Republic of China, Japan, Mexico and the African Regional Intellectual Property Organization (ARIPO), which includes Botswana, Gambia, Ghana, Kenya, Lesotho, Malawi, Mozambique, Namibia, Sierra Leone, Sudan, Swaziland, Tanzania, Uganda, Zambia and Zimbabwe. Further, the European patent for FC2 has been validated in the following countries: Austria, Belgium, Bulgaria, Switzerland, Republic of Cyprus, Czech Republic, Germany, Denmark, Estonia, Spain, Finland, France, United Kingdom, Greece, Hungary, Ireland, Italy, Luxembourg, Monaco, Netherlands, Portugal, Romania, Sweden, Slovenia, Slovakia, and Turkey. The patents cover the key aspects of FC2, including its overall design and manufacturing process. In addition, patent applications for FC2 are pending in a number of other countries around the world. There can be no assurance that pending patent applications provide the Company with protection against copycat products entering markets during the pendency of the applications.

The Company has a registration for the trademark "FC2 Female Condom" in the United States. Furthermore, the Company has filed applications or secured registrations in 40 countries or jurisdictions around the world to protect the various names and symbols used in marketing FC2. These encompass 14 different trademarks, including "femidom," "femy," "Reality" and others. In addition, the experience that has been gained through years of manufacturing its Female Condoms (FC1 and FC2) has allowed the Company to develop trade secrets and know-how, including certain proprietary production technologies, that further protect its competitive position.

Backlog

Unfilled product orders totaled \$2,940,710 at November 29, 2013 and \$11,382,572 at November 30, 2012. Unfilled orders materially fluctuate from quarter-to-quarter, and the amount at November 29, 2013 includes orders with requested delivery dates later in fiscal 2014. The Company expects current unfilled orders to be filled during fiscal 2014.

Available Information

The Company maintains its corporate website at www.femalehealth.com and it makes available, free of charge, through this website its annual report on Form 10-K, quarterly reports on Form 10-Q, current reports on Form 8-K, and amendments to those reports that the Company files with or furnishes to the Securities and Exchange Commission (the "SEC"), as soon as reasonably practicable after it electronically files such material with, or furnishes it to, the SEC. Information on the Company's website is not part of this report.

Item 1A. Risk Factors

You should carefully consider the risks described below, together with all of the other information included in this Annual Report and our other SEC filings, in considering our business and prospects. The risks described below are not the only risks we face. Additional risks that we do not yet know of or that we currently think are immaterial may also impair our business operations. If any of the events or circumstances described in the following risks occur, our business, financial condition or results of operations could be materially adversely affected. In such cases, the trading price of our common stock could decline.

Our success is dependent upon the success of FC2.

We expect to derive virtually all of our future revenues from sales of our only product, FC2. The ultimate level of demand for FC2 is uncertain, and we may not be able to grow our business if demand for FC2 does not increase. We also depend on public sector agencies around the world to continue to include FC2 in their STI prevention and family planning programs; and on our commercial sector distribution partners to successfully market and distribute FC2. A decline in demand for FC2 would reduce our net revenues and profitability.

Our business may be affected by contracting risks with government and other international health agencies.

Our customers are primarily large international agencies and government health agencies which purchase and distribute FC2 for use in family planning and HIV/AIDS prevention programs. Sales to such agencies may be subject to government contracting risks, including the appropriations process and funding priorities, potential bureaucratic delays in awarding contracts, process errors, politics or other pressures, and the risk that contracts may be subject to cancellation, delay or restructuring. These contracting risks may cause significant quarter-to-quarter variations in our operating results and could adversely affect our net revenues and profitability. Budget issues and spending cuts affecting government health agencies may also adversely affect demand for our product and our net revenues.

We depend on three major customers for a significant portion of our net revenues.

The Company's three largest customers currently are UNFPA, USAID and Sekunjalo. UNFPA accounted for 62 percent of unit sales in fiscal 2013, 40 percent of unit sales in fiscal 2012, and 25 percent of unit sales in fiscal 2011. USAID accounted for less than 10 percent of unit sales in fiscal 2013, 25 percent of unit sales in fiscal 2012, and 26 percent of unit sales in fiscal 2011. Sekunjalo accounted for less than 10 percent of unit sales in fiscal 2013, 20

percent of unit sales in 2012 and less than 10 percent of unit sales in fiscal 2011. An adverse change in our relationship with our largest customers could have a material adverse effect on our net revenues and profitability.

Since we sell product in foreign markets, we are subject to international business risks that could adversely affect our operating results.

Our international operations subject us to risks, including:

- economic and political instability;
- changes in international regulatory requirements, import duties or export restrictions, including limitations on the repatriation of earnings;
- difficulties in staffing and managing foreign operations;
- complications in complying with trade and foreign tax laws;
- price controls and other restrictions on foreign currency; and
- difficulties in our ability to enforce legal rights and remedies.

Any of these risks might disrupt the supply of our products, increase our expenses or decrease our net revenues. The cost of compliance with trade and foreign tax laws increases our expenses, and actual or alleged violations of such laws could result in enforcement actions or financial penalties that could result in substantial costs.

Increases in the cost of raw materials, labor and other costs used to manufacture our product could increase our cost of sales and reduce our gross margins.

We may experience increased costs of raw materials, including the nitrile polymer used in FC2, and increased labor costs. We may not be able to pass along such cost increases to our customers. As a result, an increase in the cost of raw materials, labor or other costs associated with manufacturing FC2 could increase our cost of sales and reduce our gross margins.

Currency exchange rate fluctuations could increase our expenses.

Because we manufacture FC2 in a leased facility located in Malaysia, a portion of our operating costs are denominated in a foreign currency. While a material portion of our future sales of FC2 are likely to be in foreign markets, all sales of FC2 are denominated in U.S. dollars. Manufacturing costs are subject to normal currency risks associated with fluctuations in the exchange rate of the Malaysian ringgit (MYR) relative to the U.S. dollar. Historically, we have not hedged our foreign currency risk.

We rely primarily on a single facility to manufacture FC2, which subjects us to the risk of supply disruptions.

We manufacture FC2 in a single leased facility located in Malaysia. Difficulties encountered by this facility, such as fire, accident, natural disaster or an outbreak of a contagious disease, could halt or disrupt production at the facility, delay the completion of orders or cause the cancellation of orders. Any of these risks could increase our expenses or reduce our net revenues.

Our product is subject to substantial government regulation which exposes us to risks that we will be fined or exposed to civil or criminal liability, receive negative publicity or be prevented from selling our product.

FC2 is subject to regulation by the FDA under the Food, Drug and Cosmetic Act, and by foreign regulatory agencies. Under the Food, Drug and Cosmetic Act, medical devices must receive FDA clearance before they can be sold. FDA regulations also require us to adhere to "Good Manufacturing Practices," which include testing, quality control and documentation procedures. Our compliance with applicable regulatory requirements is monitored through periodic inspections by the FDA and foreign regulatory agencies. If we fail to comply with applicable regulations, we could:

- be fined or exposed to civil or criminal liability;
- face suspensions of clearances, seizures or recalls of products or operating restrictions;
- receive negative publicity; or

- be prohibited from selling our product in the U.S. or in foreign markets.

Uncertainty and adverse changes in the general economic conditions may negatively affect our business.

If the recent decline in general economic conditions in the U.S. and other global markets in which we operate continues, or if consumers fear that economic conditions will continue to decline, consumers may reduce expenditures for products such as our product. Adverse changes may occur as a result of adverse global or regional economic conditions, fluctuating oil prices, declining consumer confidence, unemployment, fluctuations in stock markets, contraction of credit availability or other factors affecting economic conditions generally. These changes may negatively affect the sales of our product, increase the cost and decrease the availability of financing, or increase costs associated with producing and distributing our product. In addition, a substantial portion of the sales of FC2 are made in the public market to government agencies, including USAID and other government agencies around the world. Worsening economic conditions as well as budget deficits and austerity measures may cause pressures on government budgets and result in a reduction in purchases of FC2 from us by governmental agencies.

Because our product faces significant competition from other products, including other female condoms as well as the male condom, we may not be able to achieve anticipated growth levels or profit margins.

We may be unable to compete successfully against current and future competitors, and competitive pressures could have a negative effect on our net revenues, cash flows and profit margins. Some parties have developed and marketed female condoms, although only one such product has WHO pre-clearance and none of these female condoms have been approved by the FDA. It is also possible that other parties will develop a female condom. These products, if developed, could be distributed by companies with greater financial resources and customer contacts than us. In addition, there are a number of other products currently marketed which have a higher degree of accepted efficacy for preventing pregnancy than does the female condom. These products include male condoms, birth control pills, and Depo Provera. However, other than FC2, only the latex male condom is generally recognized as being efficacious in preventing both unintended pregnancies and STIs. Companies manufacturing these competing products are generally much larger than we are and have access to significantly greater resources than we do. In addition, FC2 is generally sold at prices comparatively greater than the price of the latex male condom. Accordingly, FC2 will not be able to compete with the latex male condom solely on the basis of price.

Sales of our product fluctuate, which causes our operating results to vary from quarter-to-quarter.

Sales of our product fluctuate based upon demand from our commercial partners and the public sector and the nature of government procurement processes. Historically, our net revenues and profitability have varied from quarter-to-quarter due to such buying patterns. Quarterly variations in operating results may cause us to fail to meet our earnings guidance or market expectations for our operating results and may tend to depress our stock price during such quarters.

Material adverse or unforeseen legal judgments, fines, penalties or settlements could have an adverse impact on our profits and cash flows.

We may, from time to time, become a party to legal proceedings incidental to our business, including, but not limited to, alleged claims relating to product liability, environmental compliance, patent infringement, commercial disputes and employment matters. Future litigation could require us to record reserves or make payments which could adversely affect our profits and cash flows. Even the successful defense of legal proceedings may cause us to incur substantial legal costs and may divert management's attention and resources away from our business.

Our success depends, in part, on our ability to protect our intellectual property.

We rely on our patented and other proprietary technology relating to FC2. The actions taken by us to protect our proprietary rights may not be adequate to prevent imitation of our product, processes or technology. We cannot assure you that our proprietary technology will not become known to competitors, or that others will not independently develop a substantially equivalent or better female condom that does not infringe on our intellectual property rights, or will not challenge or assert rights in, and ownership of, our patents and other proprietary rights.

A limited number of our shareholders can exercise substantial influence over our company.

As of November 29, 2013, our directors and executive officers and their affiliates beneficially owned in the aggregate approximately 25.3 percent of the outstanding shares of our common stock. If these shareholders were to vote together as a group, they would have the ability to exert significant influence over our Board of Directors and policies. For instance, these shareholders would be able to exert a significant influence over the outcome of all shareholder votes, including votes concerning director elections, amendments to our articles of incorporation and possible mergers, corporate control contests and other significant corporate transactions.

We may not be able to continue paying dividends on our common stock.

Although we have paid a quarterly cash dividend to the holders of our common stock since the second quarter of fiscal 2010, holders of our common stock are not entitled to receive dividends. Downturns in the domestic and global economies or in our operating results could cause our Board of Directors to consider, among other things, the reduction or elimination of dividends paid on our common stock. This could adversely affect the market price of our common stock. In addition, under our credit facility with Heartland Bank, dividends are only permitted as long as after giving effect to the dividend we have a ratio of total liabilities to total stockholders' equity of no more than 1:1.

Anti-takeover provisions in our charter documents, Wisconsin law and change of control agreements with our officers could prevent or delay a change in control of our company.

We are subject to a number of provisions in our charter documents, Wisconsin law and change of control agreements that may discourage, delay or prevent a merger or acquisition that a shareholder may consider favorable. These anti-takeover provisions include the following:

- the authority provided to our Board of Directors in our Amended and Restated Articles of Incorporation to issue preferred stock without further action by our shareholders;
- change of control agreements we have entered into with four of our employees which provide for up to three years of compensation following a change of control as defined in the agreements;
- the provision under Wisconsin law that permits shareholders to act by written consent only if such consent is unanimous;
- the provision under Wisconsin law that requires for a corporation such as us that was formed before January 1, 1973, the affirmative vote of the holders of at least two-thirds of the outstanding shares of our voting stock to approve an amendment to our articles of incorporation, a merger submitted to a vote of our shareholders or a sale of substantially all of our assets; and
- the Wisconsin control share acquisition statute and Wisconsin's "fair price" and "business combination" provisions which limit the ability of an acquiring person to engage in certain transactions or to exercise the full voting power of acquired shares under certain circumstances.

The trading price of our common stock has been volatile, and investors in our common stock may experience substantial losses.

The trading price of our common stock has been volatile and may become volatile again in the future. The trading price of our common stock could decline or fluctuate in response to a variety of factors, including:

- our failure to meet our earnings guidance or market expectations for our performance;
- changes in the rate at which we pay dividends;
- the timing of announcements by us or our competitors concerning significant product developments, acquisitions or financial performance;
- fluctuation in our quarterly operating results;
- substantial sales of our common stock;
- general stock market conditions; or
- other economic or external factors.

You may be unable to sell your stock at or above your purchase price.

Item 1B. Unresolved Staff Comments

Not Applicable

Item 2. Properties

The Company leases approximately 5,100 square feet of office space at 515 North State Street, Suite 2225, Chicago, IL 60654. The lease expires October 31, 2016. The Company utilizes warehouse space and sales fulfillment services of an independent public warehouse located in Wood Dale, IL for storage and distribution of FC2. In June 2010, the Company entered a new lease agreement for 6,400 square feet of office space located in London, England. The lease, which expires in June 2020, includes an option by the Company to terminate the lease in 2015. The Company manufactures and warehouses FC2 within a leased facility with 16,000 sq. ft. of production space, in Selangor D.E., Malaysia. The FDA-approved manufacturing process is subject to periodic inspections by the FDA as well as the U.K. based “notified body”, which is responsible for CE and ISO accreditation. The lease currently has an expiration date of September 1, 2016 and is renewable at the option of the Company for an additional three year term. The Company’s Malaysian production capacity is approximately 100 million units annually. In February 2012, the Company extended the lease for 11,000 square feet of warehouse space in Selangor, Malaysia. The lease term is two years, beginning March 1, 2012 and ending on February 29, 2014. The lease terms include an option by the Company to extend the lease for an additional year.

Item 3. Legal Proceedings.

The Company is not currently involved in any pending legal proceedings.

Item 4. Mine Safety Disclosures

Not Applicable

PART II

Item 5. Market for Registrant's Common Equity, Related Stockholder Matters and Issuer Purchases of Equity Securities

Shares of our common stock trade on the NASDAQ Capital Market under the symbol "FHCO". The approximate number of record holders of our common stock at November 29, 2013 was 293. In January 2010, the Board of Directors adopted a quarterly cash dividend policy and declared the first cash dividend in the Company's history, which was paid in February 2010. In total, the Board has declared sixteen quarterly dividends, the most recent of which was paid in November 2013. All dividends have been paid from the Company's cash on hand. Any future quarterly dividends and the record date for any such dividend will be considered each quarter by the Company's Board of Directors and announced by the Company. Payment of future dividends is at the discretion of the Board of Directors and the Company may not have sufficient cash flows to continue to pay dividends. Under the Company's credit facility with Heartland Bank, dividends and share repurchases are permitted as long as after giving effect to the dividend or share repurchase the Company has a ratio of total liabilities to total stockholders' equity of not more than 1:1. Information regarding the high and low reported closing prices for our common stock and dividends paid on our common stock for the quarters indicated is set forth in the table below.

	QUARTERS			
	FIRST	SECOND	THIRD	FOURTH
2013 Fiscal Year				
Price per common share – High	\$ 8.00	\$ 7.87	\$ 9.94	\$ 9.88
Price per common share – Low	\$ 6.20	\$ 6.59	\$ 7.14	\$ 8.59
Dividends paid	\$ 0.06	\$ 0.06	\$ 0.07	\$ 0.07
2012 Fiscal Year				
Price per common share – High	\$ 4.69	\$ 5.49	\$ 5.95	\$ 7.30
Price per common share – Low	\$ 3.70	\$ 4.58	\$ 5.07	\$ 5.59
Dividends paid	\$ 0.05	\$ 0.05	\$ 0.06	\$ 0.06

Stock Repurchase Program

The Company has had a Stock Repurchase Program in effect since January 2007. The Stock Repurchase Program currently authorizes a total of 3,000,000 shares to be acquired through December 31, 2013. From the program's onset through September 30, 2013, the total number of shares repurchased by the Company is 2,014,454. The Stock Repurchase Program authorizes purchases in privately negotiated transactions as well as in the open market.

In October 2008 the Company's Board of Directors authorized repurchases in private transactions under the Stock Repurchase Program of shares issued under the Company's equity compensation plans to directors, employees and other service providers at the market price on the effective date of the repurchase request. Total repurchases under this provision currently are limited to an aggregate of 450,000 shares per calendar year and to a maximum of 50,000 shares annually per individual. Private repurchase transactions for fiscal 2013, 2012 and 2011 were 45,625, 34,000 and 5,750 shares, respectively. Open market repurchase transactions for fiscal 2013, 2012, and 2011 were 10,000, 10,000, and 0 shares, respectively.

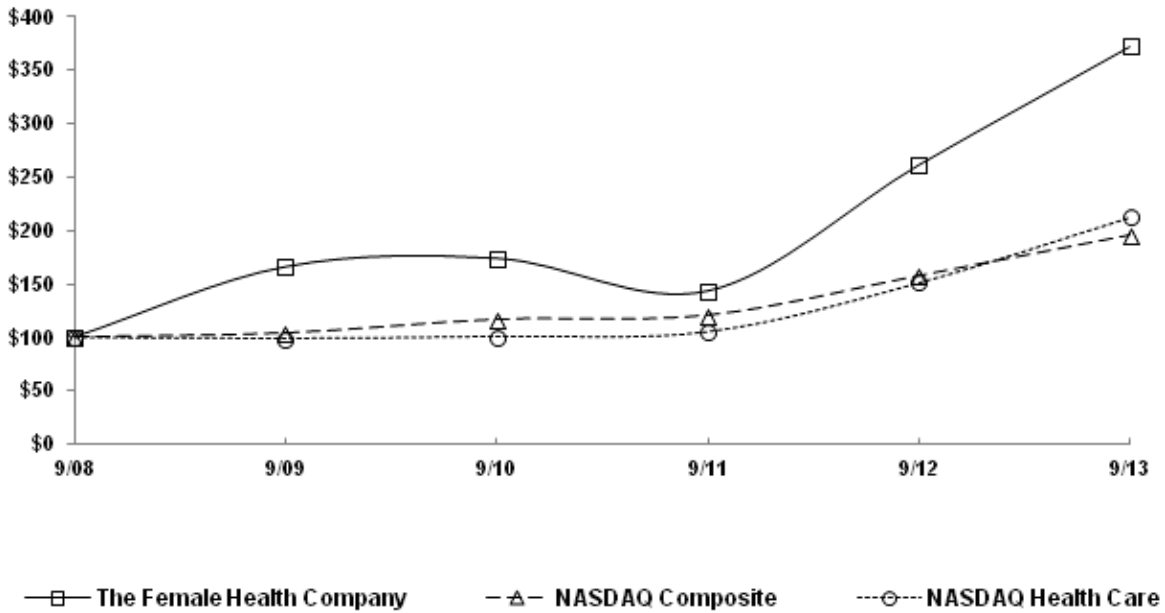
Issuer Purchases of Equity Securities:**Details of Treasury Stock Purchases to Date through
September 30, 2013:**

Period	Total Number of Shares Purchased	Average Price Paid Per Share	Total Number of Shares Purchased As Part of Publicly Announced Program	Maximum Number of Shares that May yet be Purchased Under the Program
January 1, 2007 – June 30, 2013	2,011,954	\$ 3.49	2,011,954	988,046
July 1, 2013– July 31, 2013	—	—	2,011,954	988,046
August 1, 2013– August 31, 2013	—	—	2,011,954	988,046
September 1, 2013– September 30, 2013	2,500	9.47	2,014,454	985,546
Quarterly Subtotal	2,500	9.47	2,500	
Total	2,014,454	\$ 3.51	2,014,454	985,546

Performance Graph

The performance graph set forth below shows the value of an investment of \$100 on September 30, 2008 in each of The Female Health Company, the NASDAQ Composite Index and NASDAQ Health Care Index. All values assume reinvestment of the pre-tax value of dividends paid by FHC and the companies included in the indices, and are calculated as of September 30 each year. The historical stock price performance of FHC is not necessarily indicative of future stock performance.

COMPARISON OF 5 YEAR CUMULATIVE TOTAL RETURN*
Among The Female Health Company, the NASDAQ Composite Index, and the NASDAQ Health Care Index



*\$100 invested on 9/30/08 in stock or index, including reinvestment of dividends.
Fiscal year ending September 30.

	9/08	9/09	9/10	9/11	9/12	9/13
The Female Health Company	100.00	165.85	173.66	143.13	261.26	372.23
NASDAQ Composite	100.00	103.76	116.52	120.44	157.60	195.67
NASDAQ Health Care	100.00	99.08	100.89	105.27	151.32	212.86

Item 6. Selected Financial Data

The data set forth below should be read in conjunction with Item 7, “Management’s Discussion and Analysis of Financial Condition and Results of Operations” and the Consolidated Financial Statements and Notes thereto appearing in this Annual Report on Form 10-K. The Consolidated Statement of Income Data for the years ended September 30, 2013, 2012 and 2011, and the Consolidated Balance Sheet Data as of September 30, 2013 and 2012, are derived from the Consolidated Financial Statements included elsewhere in this report. The Consolidated Statement of Income Data for the years ended September 30, 2010 and 2009, and the Consolidated Balance Sheet Data as of September 30, 2011, 2010 and 2009, are derived from Consolidated Financial Statements that are not included in this report. The historical results are not necessarily indicative of results to be expected for future periods.

Condensed Consolidated Statement of Income	Year ended September 30,				
	2013	2012	2011	2010	2009
	<i>(In thousands, except per share data)</i>				
Net revenues	\$ 31,457	\$ 35,034	\$ 18,565	\$ 22,222	\$ 27,543
Cost of sales	13,953	14,413	8,700	9,297	14,026
Gross profit	17,504	20,621	9,865	12,925	13,518
Operating expenses	7,714	9,681	6,570	8,576	8,800
Operating income	9,790	10,940	3,295	4,349	4,718
Non-operating income (expense)	144	(148)	(63)	(125)	332
Income before income taxes	9,934	10,792	3,232	4,224	5,050
Income tax benefit	(4,409)	(4,507)	(2,167)	(2,513)	(1,485)
Net income	14,343	15,299	5,399	6,737	6,535
Preferred dividends, Class A, Series 3	-	-	-	-	80
Net income attributable to common stockholders	\$ 14,343	\$ 15,299	\$ 5,399	\$ 6,737	\$ 6,456
Net income per basic common share outstanding	\$ 0.51	\$ 0.55	\$ 0.20	\$ 0.25	\$ 0.25
Basic weighted average common shares outstanding	28,377	27,694	27,287	26,981	25,652
Net income per diluted common share outstanding	\$ 0.50	\$ 0.53	\$ 0.19	\$ 0.24	\$ 0.24
Diluted weighted average common shares outstanding	28,726	28,933	28,971	28,545	27,807
Cash dividends declared per share	\$ 0.26	\$ 0.22	\$ 0.20	\$ 0.15	\$ 0.00

Condensed Consolidated Balance Sheet Data:	Year ended September 30,				
	2013	2012	2011	2010	2009
	<i>(In thousands)</i>				
Cash and cash equivalents	\$ 8,922	\$ 5,296	\$ 4,318	\$ 2,924	\$ 2,915
Working capital	13,629	10,966	7,454	9,853	9,209
Total assets	35,170	30,446	19,443	18,368	18,540
Accumulated deficit	(28,715)	(35,594)	(44,697)	(44,544)	(47,143)
Long-term obligations	125	174	209	145	192
Total stockholders' equity	\$ 31,403	\$ 24,218	\$ 16,753	\$ 16,132	\$ 12,954

Item 7. Management's Discussion and Analysis of Financial Condition and Results of Operations

Overview

The Company manufactures, markets and sells FC2. FC2 is the only currently available female-controlled product approved by the FDA that provides dual protection against unintended pregnancy and STIs, including HIV/AIDS.

Because FC2's primary usages are for disease prevention and family planning, the public health sector is the Company's main market. Within the public health sector, various organizations supply critical products such as FC2, at no cost or low cost, to those who need but cannot afford to buy such products for themselves.

FC2 is currently available in 143 countries. A significant number of countries with the highest demand potential are in the developing world. The incidence of HIV/AIDS, other STIs and unwanted pregnancy in these countries represents a remarkable potential for significant sales of a product that benefits some of the world's most underprivileged people. However, conditions in these countries can be volatile and result in unpredictable delays in program development, tender applications and processing orders.

The Company has a relatively small customer base, with a limited number of customers who generally purchase in large quantities. Over the past few years, major customers have included large global agencies, such as UNFPA and USAID. Other customers include ministries of health or other governmental agencies, which either purchase directly or via in-country distributors, and NGOs.

Purchasing patterns vary significantly from one customer to another, and may reflect factors other than simple demand. For example, some governmental agencies purchase through a formal procurement process in which a tender (request for bid) is issued for either a specific or a maximum unit quantity. Tenders also define the other elements required for a qualified bid submission (such as product specifications, regulatory approvals, clearance by WHO, unit pricing and delivery timetable). Bidders have a limited period of time in which to submit bids. Bids are subjected to an evaluation process which is intended to conclude with a tender award to the successful bidder. The entire tender process, from publication to award, may take many months to complete. Administrative issues, politics, bureaucracy, process errors, changes in leadership, funding priorities and/or other pressures may delay or derail the process and affect the purchasing patterns of public sector customers. As a result, the Company may experience significant quarter-to-quarter sales variations due to the timing and shipment of large orders.

In the past few years, the Company's business model, which includes high gross margins, modest capital expenditures and low expense requirements compared to production volumes, has permitted the Company to sustain profitable operations without debt and maintain dividend payments during periods of delayed orders. Continuation of these accomplishments in the future periods will be contingent on a number of factors, including the degree and period of sales volatility and on the strength of global demand for the Company's product.

During fiscal 2011, the Company's unit shipments, revenues and net income were adversely affected by bureaucratic delays and other timing issues involving the receipt and shipment of large orders from Brazil and RSA. Significant orders for both countries were received in the first quarter of fiscal 2012. The 20 million unit order received for shipment to Brazil was the largest order in the Company's history. Receipt of these orders positively impacted fiscal 2012 results.

During the eight year period from fiscal 2005 through fiscal 2013, the average annual compound growth rate of unit sales of Female Condoms (FC1 and FC2) was 18.7 percent.

Details of the quarterly unit sales for the last five fiscal years are listed below:

Period	2013	2012	2011	2010	2009
October 1 – December 31	17,114,630	15,166,217	6,067,421	9,527,700	7,955,204
January 1 – March 31	16,675,035	13,945,320	8,905,099	12,960,496	10,298,728
April 1 – June 30	12,583,460	15,198,960	5,922,334	2,606,802	10,345,898
July 1 - September 30	8,386,800	17,339,500	11,977,716	13,824,264	11,592,770
Total	54,759,925	61,649,997	32,872,570	38,919,262	40,192,600

Revenues. Most of the Company's revenues are derived from sales of FC2, and are recognized upon shipment of the product to its customers. Since fiscal 2008, revenue is also being derived from licensing the Company's intellectual property to its exclusive distributor in India, HLL. HLL is authorized to manufacture FC2 at HLL's facility in Kochi, India for sale in India. HLL is the Company's exclusive distributor in India and the Company receives a royalty based on the number of units sold by HLL in India. Such revenue appears in net revenues on the Audited Consolidated Statements of Income for the years ended September 30, 2013, 2012 and 2011, and is recognized in the period in which the sale is made by HLL.

The Company's strategy is to further develop a global market and distribution network for its product by maintaining relationships with public health sector groups and completing partnership arrangements with companies with the necessary marketing and financial resources and local market expertise.

The Company's most significant customers are either global public health sector agencies or those who facilitate their purchases and/or distribution of FC2 for use in HIV/AIDS prevention and/or family planning. The Company's three largest customers currently are UNFPA, USAID, Sekunjalo. UNFPA accounted for 62 percent of unit sales in fiscal 2013, 40 percent of unit sales in fiscal 2012, and 25 percent of unit sales in fiscal 2011. USAID accounted for less than 10 percent of unit sales in fiscal 2013, 25 percent of unit sales in fiscal 2012, and 26 percent of unit sales in fiscal 2011. Sekunjalo accounted for less than 10 percent of unit sales in fiscal 2013, 20 percent of unit sales in 2012 and less than 10 percent of unit sales in fiscal 2011. No other single customer accounted for more than 10 percent of unit sales in fiscal 2013, 2012 or 2011. In the U.S., FC2 is sold to city and state public health clinics as well as to not-for-profit organizations such as Planned Parenthood.

Because the Company manufactures FC2 in a leased facility located in Malaysia, a portion of the Company's operating costs are denominated in foreign currencies. While a material portion of the Company's future sales are likely to be in foreign markets, all sales are denominated in the U.S. dollar. Effective October 1, 2009, the Company's U.K. and Malaysia subsidiaries adopted the U.S. dollar as their functional currency, further reducing the Company's foreign currency risk.

Expenses. The Company manufactures FC2 at its facility located in Selangor D.E., Malaysia. The Company's cost of sales consists primarily of direct material costs, direct labor costs and indirect production and distribution costs. Direct material costs include raw materials used to make the FC2, principally a nitrile polymer. Indirect product costs include logistics, quality control and maintenance expenses, as well as costs for helium, nitrogen, electricity and other utilities. All of the key components for the manufacture of FC2 are essentially available from multiple sources.

The Company's operating expenses include costs for promotion, education and training relating to FC2. During the London Summit, the Company announced a program to support the London Summit's goal to provide contraceptives to an additional 120 million women by 2020. This program includes a plan for the Company to invest up to \$14 million over the period from 2013 through 2018 in reproductive health and HIV/AIDS prevention education and training in collaboration with global agencies. Such investment in education and training may increase the Company's operating expenses in future periods, although the Company has not set a specific timetable for any such increased spending on education and training. The Company believes that increased spending on education and training will expand the market for FC2. In connection with the London Summit, the Company implemented a volume purchasing incentive program to award major public sector purchasers with FC2 equal to 5 percent of their

total annual units purchased, at no cost to such purchasers. The initial entitlement to 5 percent no-cost product was based on FC2 units purchased during the initial six-month period from the start of the program on July 1, 2012 through December 31, 2012. Future entitlements to 5 percent no-cost product will be determined on a calendar year basis beginning with the year ending December 31, 2013. The Company will reserve for the cost of the 5 percent no-cost product as a cost of sales, which may affect the Company's gross margin. The Company believes that such no-cost product awards will assist in educating and training, making new users aware of FC2 and providing an incentive for increased unit sale volumes from major purchasers.

Fiscal Year Ended September 30, 2013 Compared to Fiscal Year Ended September 30, 2012

Operating Highlights. The Company had net revenues of \$31,456,778 during fiscal 2013, compared to \$35,033,897 in fiscal 2012. The Company's fiscal 2013 unit sales were 11 percent lower than fiscal 2012 due to the receipt and shipment of large orders from Brazil and the RSA in fiscal 2012. The average sales price of FC2 increased 1 percent in fiscal 2013 from fiscal 2012.

The Company generated cash flow from operations of \$11,793,081 for fiscal 2013 compared to \$10,356,054 for fiscal 2012.

The Company had net income of \$14,342,598, or \$0.50 per diluted share, in fiscal 2013 compared to net income of \$15,299,321, or \$0.53 per diluted share, in fiscal 2012.

During fiscal 2013, the Company continued to pay quarterly dividends, raising the quarterly dividend rate from \$0.06 per share to \$0.07 per share mid-year. The Company remains debt free.

Results of Operations. The Company had net revenues of \$31,456,778 and net income of \$14,342,598, or \$0.50 per diluted share, in fiscal 2013, compared to net revenues of \$35,033,897 and net income of \$15,299,321, or \$0.53 per diluted share, in fiscal 2012. Net revenues decreased \$3,577,119, or 10 percent, in fiscal 2013 compared to prior fiscal year. Results in fiscal 2012 were in part impacted by the receipt of Brazil and RSA orders delayed from fiscal 2011. This catch up factor did not repeat in fiscal 2013 negatively impacting the comparison to fiscal 2012.

Cost of sales decreased \$460,464, or 3 percent, to \$13,952,420 in fiscal 2013 from \$14,412,884 in fiscal 2012. The decrease is primarily due to a reduction in material costs due to lower sales units partially offset by increased costs as a result of an investment for storage materials due to increased inventory, additional quality control testing to conform to the requirements of a major customer and the Company's volume purchasing incentive program.

Gross profit decreased \$3,116,655, or 15 percent, to \$17,504,358 in fiscal 2013 from \$20,621,013 in fiscal 2012. Gross profit as a percentage of net revenues decreased to 56 percent in fiscal 2013 from 59 percent in fiscal 2012.

Advertising expenses increased \$168,769 to \$221,718 in fiscal 2013 from \$52,949 in fiscal 2012. The increase is due to the expansion of the U.S. training and education program.

Selling, general and administrative expenses decreased \$2,135,091 to \$7,493,043 in fiscal 2013 from \$9,628,134 in fiscal 2012. The decrease was primarily due to a reduction in incentive payments partially offset by increased spending in education and training and consulting expenses.

Total operating expenses decreased \$1,966,322 to \$7,714,761 in fiscal 2013 from \$9,681,083 in fiscal 2012.

The Company's operating income decreased \$1,150,333 to \$9,789,597 in fiscal 2013 from \$10,939,930 in fiscal 2012. The decrease is primarily due to the lower unit sales.

The Company recorded non-operating income of \$144,257 in fiscal 2013 compared to non-operating expense of \$147,907 in fiscal 2012. The increase is primarily due to the distribution upon demutualization of an insurance carrier. The impact of the foreign currency transactions was a loss of \$101,288 in fiscal 2013 compared to a loss of \$148,269 in fiscal 2012.

An entity is able to recognize a tax benefit for current or past losses when it can demonstrate that the tax loss carryforward will be utilized before expiration. Management believes that the Company's recent and projected future growth and profitability has made it more likely than not that the Company will utilize a portion of its net operating loss carryforwards in the future. The Company recorded a deferred tax benefit in the amount of \$5.3 million during fiscal 2013 compared to \$4.9 million for fiscal 2012 as a result of the decrease in the valuation allowance on these assets.

Fiscal Year Ended September 30, 2012 Compared to Fiscal Year Ended September 30, 2011

Operating Highlights. The Company had net revenues of \$35,033,897 during fiscal 2012, compared to \$18,565,102 in fiscal 2011. The Company's fiscal 2012 unit sales were 88 percent higher than fiscal 2011 due to increased volume and several large orders from major customers during fiscal 2012. During fiscal 2011, the Company's unit shipments, revenues and net income were adversely affected by bureaucratic delays and other timing issues involving the receipt and shipment of large orders from Brazil and the RSA. Significant orders for both countries were received in the first quarter of fiscal 2012. The average sales price of FC2 increased 1 percent in fiscal 2012 from fiscal 2011.

The Company generated cash flow from operations of \$10,356,054 for fiscal 2012 compared to \$6,968,155 for fiscal 2011.

The Company had net income of \$15,299,321, or \$0.53 per diluted share, in fiscal 2012 compared to net income of \$5,399,051, or \$0.19 per diluted share, in fiscal 2011.

During fiscal 2012, the Company continued to pay quarterly dividends, raising the quarterly dividend rate from \$0.05 per share to \$0.06 per share mid-year. The Company remained debt free.

Results of Operations. The Company had net revenues of \$35,033,897 and net income of \$15,299,321, or \$0.53 per diluted share, in fiscal 2012, compared to net revenues of \$18,565,102 and net income of \$5,399,051, or \$0.19 per diluted share, in fiscal 2011. Net revenues increased \$16,468,795, or 89 percent, in fiscal 2012 compared to the prior fiscal year, as a result of higher unit sales. In fiscal 2012 and fiscal 2011, net revenues included royalties of \$21,721 and \$49,011, respectively, earned from licensing intellectual property to the Company's exclusive distributor in India, HLL.

Gross profit increased \$10,755,823, or 109 percent, to \$20,621,013 in fiscal 2012 from \$9,865,190 in fiscal 2011. Gross profit as a percentage of net revenues increased to 59 percent in fiscal 2012 from 53 percent in fiscal 2011. The increase in gross profit was the result of higher unit sales which improved the absorption of fixed overhead costs.

Cost of sales increased \$5,712,972, or 66 percent, to \$14,412,884 in fiscal 2012 from \$8,699,912 in fiscal 2011. The increase is due to higher volume.

Advertising expenses increased \$20,091 to \$52,949 in fiscal 2012 from \$32,858 in fiscal 2011. The increase is due to the expansion of the U.S. training and education program.

Selling, general and administrative expenses increased \$3,091,144 to \$9,628,134 in fiscal 2012 from \$6,536,990 in fiscal 2011. The increase was primarily due to increased spending in education and training and incentive payments based on the achievement of performance goals relating to the Company's unit sales and operating income.

Total operating expenses increased \$3,111,235 to \$9,681,083 in fiscal 2012 from \$6,569,848 in fiscal 2011.

The Company's operating income increased \$7,644,588 to \$10,939,930 in fiscal 2012 from \$3,295,342 in fiscal 2011. The increase reflects the impact of significantly higher unit sales.

The Company recorded non-operating expense of \$147,907 in fiscal 2012 compared to non-operating expense of \$63,367 in fiscal 2011. The increase was the result of an increased foreign currency loss of \$148,269 in fiscal 2012 versus a foreign currency loss of \$61,258 in fiscal 2011.

An entity is able to recognize a tax benefit for current or past losses when it can demonstrate that the tax loss carryforward will be utilized before expiration. Management believes that the Company's recent and projected future growth and profitability has made it more likely than not that the Company will utilize a portion of its net operating loss carryforwards in the future. The Company recorded a deferred tax benefit in the amount of \$4.9 million during fiscal 2012 compared to \$2.5 million for fiscal 2011 as a result of the decrease in the valuation allowance on these assets.

Liquidity and Sources of Capital

We generally fund our operations and working capital needs through cash generated from operations. Our operating activities generated cash of \$11.8 million in fiscal 2013, \$10.4 million in fiscal 2012, and \$7.0 million in fiscal 2011. The increase of \$1.4 million in cash generated from operating activities in fiscal 2013 as compared to fiscal 2012 was primarily due to the decrease in the amount of outstanding accounts receivable at year end and the reduction in incentive payments. In fiscal 2013, investing activities consumed about \$0.3 million for the purchase of fixed assets related to the expansion of the Company's Malaysian facility. Financing activities used a net of \$7.8 million, most of which was used to pay quarterly cash dividends. The increase of \$3.4 million in cash generated from operating activities in fiscal 2012 as compared to fiscal 2011 was primarily due to the increase in revenues partially offset by the increase of accounts receivable. In fiscal 2012, investing activities consumed about \$0.7 million for the purchase of fixed assets related to the expansion of the Company's Malaysian facility. Financing activities used a net of \$8.7 million, most of which was used to pay quarterly cash dividends and tax withholding in connection with cashless stock option exercises where the option holders' surrendered shares to satisfy their withholding obligations.

At September 30, 2013, the Company had working capital of \$13.6 million and stockholders' equity of \$31.4 million compared to working capital of \$11.0 million and stockholders' equity of \$24.2 million as of September 30, 2012.

Since the Company's Board of Directors instituted a quarterly cash dividend program in January 2010, the Company has paid a total of 16 consecutive dividends, the most recent of which was paid on November 6, 2013. The first 9 quarterly dividends were paid at the rate of \$0.05 per share through February 9, 2012, 4 were paid at a quarterly rate per share of \$0.06 from May 9, 2012 through February 6, 2013 and 3 were paid at a quarterly rate per share of \$0.07 from May 8, 2013 through November 6, 2013. A cumulative total of \$25.3 million has been paid since the program's initiation.

Any future quarterly dividends and the record date for such dividends will be approved each quarter by the Company's Board of Directors and announced by the Company. Payments of any future dividends are at the discretion of the Board of Directors and the Company may not have sufficient cash flows to pay dividends.

The Company believes its current cash position is adequate to fund operations of the Company in the next 12 months, although no assurances can be made that such cash will be adequate. If the Company needs additional cash, it may sell equity securities to raise additional capital and may borrow funds under its Heartland Bank credit facility.

On August 1, 2013, the Company entered into an amendment to the Second Amended and Restated Loan Agreement (as amended, the "Loan Agreement") with Heartland Bank to extend the term of the Company's revolving line of credit to August 1, 2014. The credit facility consists of a single revolving note for up to \$2 million with Heartland Bank, with borrowings limited to a borrowing base determined based on 70 percent to 80 percent of eligible accounts receivable plus 50 percent of eligible inventory. Significant restrictive covenants in the Loan Agreement include prohibitions on any merger, consolidation or sale of all or a substantial portion of the Company's assets and limits on the payment of dividends or the repurchase of shares. The Loan Agreement does not contain any financial covenants that require compliance with ratios or amounts. Dividends and share repurchases are permitted as long as after giving effect to the dividend or share repurchase the Company has a ratio of total liabilities to total stockholders' equity of no more than 1:1. Borrowings on the revolving note bear interest at a rate of the base rate (4.0 percent at September 30, 2013) plus 0.5 percent. The note is collateralized by substantially all of the assets of the Company. No amounts were outstanding under the revolving note at either September 30, 2013 or 2012.

As of November 29, 2013, the Company had approximately \$6.3 million in cash, net trade accounts receivable of \$5.6 million and current trade accounts payable of \$0.7 million. Presently, the Company has no required debt service obligations.

The following table includes information relating to our contractual obligations as of September 30, 2013 in future fiscal years:

Contractual Obligations	Total	2014	2015	2016	2017	2018	Thereafter
Long-term debt	\$ -	\$ -	\$ -	\$ -	\$ -	\$ -	\$ -
Capital lease obligations	-	-	-	-	-	-	-
Operating lease obligations	2,147,677	402,163	444,993	446,542	374,893	376,864	102,222
Purchase obligations	-	-	-	-	-	-	-
Other long-term obligations	-	-	-	-	-	-	-
Total	\$ 2,147,677	\$ 402,163	\$ 444,993	\$ 446,542	\$ 374,893	\$ 376,864	\$ 102,222

Critical Accounting Estimates

The preparation of financial statements requires management to make estimates and use assumptions that affect certain reported amounts and disclosures. Critical accounting estimates include the deferred income tax valuation allowance. Actual results may differ from those estimates.

The Company files separate income tax returns for its foreign subsidiaries. ASC Topic 740 requires recognition of deferred tax assets and liabilities for the expected future tax consequences of events that have been included in the financial statements or tax returns. Under this method, deferred tax assets and liabilities are determined based on the differences between the financial statements and tax bases of assets and liabilities using enacted tax rates in effect for the year in which the differences are expected to reverse. Deferred tax assets are also provided for carryforwards for income tax purposes. In addition, the amount of any future tax benefits is reduced by a valuation allowance to the extent such benefits are not expected to be realized.

The Company accounts for income taxes using the liability method, which requires the recognition of deferred tax assets or liabilities for the tax-effected temporary differences between the financial reporting and tax bases of assets and liabilities, and for net operating loss and tax credit carryforwards.

The Company completes a detailed analysis of its deferred income tax valuation allowances on an annual basis or more frequently if information comes to our attention that would indicate that a revision to its estimates is necessary. In evaluating the Company's ability to realize its deferred tax assets, management considers all available positive and negative evidence on a country by country basis, including past operating results and forecast of future taxable income. In determining future taxable income, management makes assumptions to forecast U.S. federal and state, U.K. and Malaysia operating income, the reversal of temporary differences, and the implementation of any feasible and prudent tax planning strategies. These assumptions require significant judgment regarding the forecasts of the future taxable income in each tax jurisdiction, and are consistent with the forecasts used to manage the Company's business. It should be noted that the Company realized significant losses through 2005 on a consolidated basis. Since fiscal 2006, the Company has consistently generated taxable income on a consolidated basis, providing a reasonable future period in which the Company can reasonably expect to generate taxable income. In management's analysis to determine the amount of the deferred tax asset to recognize, management projected future taxable income for the subsequent ten years for each tax jurisdiction.

Although management uses the best information available, it is reasonably possible that the estimates used by the Company will be materially different from the actual results. These differences could have a material effect on the Company's future results of operations and financial condition.

Our effective tax rates have differed from the statutory rate primarily due to the tax impact of foreign operations, state taxes, certain benefits realized related to equity-based awards, and utilization of NOL carryforwards. The effective tax rates, before considering the reversal of the valuation allowance, were 9.0 percent, 3.6 percent and 10.3 percent for fiscal 2013, 2012, and 2011, respectively. Our future effective tax rates could be adversely affected by earnings being lower than anticipated in countries where we have lower statutory rates and higher than anticipated in countries where we have higher statutory rates, changes in the valuation of our deferred tax assets or liabilities, or changes in tax laws, regulations, and accounting principles. In addition, we are subject to the continuous examination of our income tax returns by the IRS and other tax authorities. We regularly assess the likelihood of adverse outcomes resulting from these examinations to determine the adequacy of our provision for income taxes.

Impact of Inflation and Changing Prices

Although the Company cannot accurately determine the precise effect of inflation, the Company has experienced increased costs of product, supplies, salaries and benefits, and increased general and administrative expenses. The Company has, where possible, increased selling prices to offset such increases in costs.

Off-Balance Sheet Arrangements

The Company has no off-balance sheet arrangements as defined in Item 303(a) (4) of Regulation S-K.

Item 7A. Quantitative and Qualitative Disclosures About Market Risk

The Company's exposure to market risk is limited to fluctuations in raw material commodity prices, particularly the nitrile polymer used to manufacture FC2, and foreign currency exchange rate risk associated with the Company's foreign operations. The Company does not utilize financial instruments for trading purposes or to hedge risk and holds no derivative financial instruments which would expose it to significant market risk. Effective October 1, 2009, the Company's U.K. subsidiary and Malaysia subsidiary each adopted the U.S. dollar as its functional currency. The consistent use of the U.S. dollar as the functional currency across the Company reduces its foreign currency risk and stabilizes its operating results. The Company currently has no significant exposure to interest rate risk. The Company has a line of credit with Heartland Bank, consisting of a revolving note for up to \$2 million with borrowings limited to a percentage of eligible accounts receivable and eligible inventory. Outstanding borrowings under the line of credit will incur interest at a rate equal to a base rate plus 0.5 percent. As the Company has had no outstanding borrowings in the last five years, it currently has no significant exposure to market risk for changes in interest rates. Should the Company incur future borrowings under its line of credit, it would be subject to interest rate risk related to such borrowings.

Item 8. Financial Statements and Supplementary Data

The response to this item is submitted in a separate section of this report. See "Index to Consolidated Financial Statements" for a list of the financial statements being filed herein.

Item 9. Changes in and Disagreements with Accountants on Accounting and Financial Disclosure.

None.

Item 9A. Controls and Procedures

Evaluation of Disclosure Controls and Procedures

As of the end of the period covered by this report, the Company carried out an evaluation, under the supervision and with the participation of the Company's management, including the Company's Chief Executive Officer and the

Company's Chief Financial Officer, of the effectiveness of the design and operation of the Company's disclosure controls and procedures (as defined in Rules 13a-15(e) and 15d-15(e) under the Securities Exchange Act of 1934, as amended). Based on this evaluation, the Company's Chief Executive Officer and Chief Financial Officer concluded that the Company's disclosure controls and procedures were effective. It should be noted that in designing and evaluating the disclosure controls and procedures, management recognized that any controls and procedures, no matter how well designed and operated, can provide only reasonable assurance of achieving the desired control objectives, and management necessarily was required to apply its judgment in evaluating the cost-benefit relationship of possible controls and procedures. The Company has designed its disclosure controls and procedures to reach a level of reasonable assurance of achieving desired control objectives and, based on the evaluation described above, the Company's Chief Executive Officer and Chief Financial Officer concluded that the Company's disclosure controls and procedures were effective at reaching that level of reasonable assurance.

Changes in Internal Control Over Financial Reporting

There was no change in the Company's internal control over financial reporting (as defined in Rules 13a-15(f) and 15d-15(f) under the Securities Exchange Act of 1934, as amended) during the Company's most recently completed fiscal quarter that has materially affected, or is reasonably likely to materially affect, the Company's internal control over financial reporting.

Management's Report on Internal Control Over Financial Reporting

The report of management required under this Item 9A is contained on page F-1 of this Annual Report on Form 10-K under the heading "Management's Report on Internal Control over Financial Reporting."

Report of Independent Registered Public Accounting Firm

The attestation report required under this Item 9A is contained on page F-2 of this Annual Report on Form 10-K under the heading "Report of Independent Registered Public Accounting Firm."

Item 9B. Other Information

None.

PART III

Item 10. Directors Executive Officers and Corporate Governance

Information with respect to this item is incorporated herein by reference to the discussion under the headings “Proposal 1: Election of Directors,” “Executive Officers,” “Section 16(a) Beneficial Ownership Reporting Compliance,” “Corporate Governance Matters-Director Nominations” and “Audit Committee Matters – Audit Committee Financial Expert” in the Company’s Proxy Statement for the 2014 Annual Meeting of Shareholders, which will be filed with the SEC on or Before January 28, 2014. Information regarding the Company’s Code of Business Ethics is incorporated herein by reference to the discussion under “Corporate Governance Matters –Code of Business Ethics” in the Company’s Proxy Statement for the 2014 Annual Meeting of Shareholders, which will be filed with the SEC on or before January 28, 2014.

The Audit Committee of the Company’s Board of Directors is an “audit committee” for purposes of Section 3(a)(58)(A) of the Securities Exchange Act of 1934. The members of the Audit Committee are Mary Margret Frank (Chairman) and David Bethune. Currently the Audit Committee only has two members. On September 18, 2013, the Company received a letter from the Listing Qualifications Department of the NASDAQ Stock Market (“NASDAQ”) noting that the Company was no longer in compliance with NASDAQ Marketplace Rule 5605(c)(2), which requires the Company to have at least three independent directors serving on its Audit Committee. NASDAQ Marketplace Rule 5605(c)(4)(B) provides the Company with a cure period to fill the vacancy on its Audit Committee until the earlier of the Company’s next annual meeting of shareholders or September 9, 2014. The Company’s Board plans to name an independent director to serve on the Audit Committee as its third member to cure this deficiency during the cure period.

Item 11. Executive Compensation

Information with respect to this item is incorporated herein by reference to the discussion under the headings “Director Compensation and Benefits,” and “Executive Compensation” in the Company’s Proxy Statement for the 2014 Annual Meeting of Shareholders, which will be filed with the SEC on or before January 28, 2014. The information under the subsection “Executive Compensation – Compensation Committee Report” is not deemed to be “soliciting material” or to be “filed” with the SEC or subject to Regulation 14A under the Securities Exchange Act of 1934 or to be the liabilities of Section 18 of the Securities Exchange Act of 1934, and will not be deemed to be incorporated by reference into any filing under the Securities Act of 1933 or the Securities Exchange Act of 1934, except to the extent it is specifically incorporated by reference into such a filing.

Item 12. Security Ownership of Certain Beneficial Owners and Management and Related Stockholder Matters

Information with respect to this item is incorporated herein by reference to the discussion under the heading “Security Ownership” in the Company’s Proxy Statement for the 2014 Annual Meeting of Shareholders, which will be filed with the SEC on or before January 28, 2014.

Equity Compensation Plan Information

The following table summarizes share information, as of September 30, 2013, for the Company’s equity compensation plans and arrangements. The plans and arrangements dated prior to July 2007 were not required to be approved by the Company’s shareholders, and, accordingly, none of these plans or arrangements have been approved by the Company’s shareholders. In March 2008, the Company’s shareholders approved the 2008 Stock Incentive Plan and authorized 2 million shares (subject to adjustment in the event of stock splits and other similar events) for issuance under the plan.

Equity Plan Category	Number of Shares To Be Issued Upon Exercise Of Outstanding Options	Weighted-Average Exercise Price Of Outstanding Options	Shares Remaining Available For Future Issuance Under Compensation Plans
Equity compensation plans approved by shareholders	178,000 (1)	\$ 4.70	1,159,892
Equity compensation plans not approved by shareholders	120,000	\$ 1.37	-
Total	298,000	\$ 3.36	1,159,892

(1) Includes rights to receive a total of 58,000 shares contingent on continued employment.

The Company's equity compensation plans not approved by shareholders consists of the 1997 Stock Option Plan. Options granted under the 1997 Stock Option Plan are nonqualified stock options under the Internal Revenue Code. Options expire at such time as the Board of Directors determines, provided that no stock option may be exercised later than the tenth anniversary of the date of its grant. Options cannot be exercised until the vesting period, if any, specified by the Board of Directors. Options are not transferable other than by will or the laws of descent and distribution, and may be exercised during the life of the participant only by him or her. The option price per share is determined by the Board of Directors, but cannot be less than 100 percent of the fair market value of the common stock on the date such option is granted. The 1997 Stock Option Plan expired as of December 31, 2006, thus no further shares can be issued under this plan.

Item 13. Certain Relationships and Related Transactions, and Director Independence.

Information with respect to this item is incorporated herein by reference to the discussion under the heading "Certain Relationships and Related Transactions" in the Company's Proxy Statement for the 2014 Annual Meeting of Shareholders, which will be filed with the SEC on or before January 28, 2014. Information regarding director independence is incorporated by reference to the discussions under "Corporate Governance Matters – Director Independence" in the Company's Proxy Statement for the 2014 Annual Meeting of Shareholders, which will be filed with the SEC on or before January 28, 2014.

Item 14. Principal Accountant Fees and Services.

Information with respect to this item is incorporated herein by reference to the discussion under the heading "Audit Committee Matters – Fees of Independent Registered Public Accounting Firm" in the Company's Proxy Statement for the 2014 Annual Meeting of Shareholders, which will be filed with the SEC on or before January 28, 2014.

PART IV

Item 15. Exhibits and Financial Statement Schedules.

(a) The following documents are filed as part of this report:

1. Financial Statements

The following consolidated financial statements of the Company are included in Item 8 of this report:

Report of Independent Registered Public Accounting Firm

Consolidated Balance Sheets as of September 30, 2013 and 2012

Consolidated Statements of Income for the Years Ended September 30, 2013, 2012 and 2011

Consolidated Statements of Stockholders' Equity for the Years Ended September 30, 2013, 2012 and 2011

Consolidated Statements of Cash Flows for the Years Ended September 30, 2013, 2012 and 2011

Notes to Consolidated Financial Statements

2. Financial Statement Schedules

All schedules for which provision is made in the applicable accounting regulations of the SEC are not required under the related instructions, are inapplicable or the required information is shown in the financial statements or notes thereto, and therefore, have been omitted.

3. Exhibits

- 3.1 Amended and Restated Articles of Incorporation of the Company. (1)
- 3.2 Articles of Amendment to the Amended and Restated Articles of Incorporation of the Company increasing the number of authorized shares of common stock to 27,000,000 shares. (2)
- 3.3 Articles of Amendment to the Amended and Restated Articles of Incorporation of the Company increasing the number of authorized shares of common stock to 35,500,000 shares. (3)
- 3.4 Articles of Amendment to the Amended and Restated Articles of Incorporation of the Company increasing the number of authorized shares of common stock to 38,500,000 shares. (4)
- 3.5 Articles of Amendment to the Amended and Restated Articles of Incorporation of the Company designating the terms and preferences for the Class A Preferred Stock – Series 3. (5)
- 3.6 Amended and Restated By-Laws of the Company. (6)
- 4.1 Amended and Restated Articles of Incorporation, as amended (same as Exhibits 3.1, 3.2, 3.3, 3.4 and 3.5).
- 4.2 Articles II, VII and XI of the Amended and Restated By-Laws of the Company (included in Exhibit 3.6).
- 10.1 Trademark License Agreement for Reality Trademark. (7)
- 10.2 1997 Stock Option Plan, as amended. (8)
- 10.3 Amended and Restated Change of Control Agreement between the Company and O.B. Parrish dated October 1, 2005. (9)
- 10.4 Amended and Restated Change of Control Agreement between the Company and Mary Ann Leeper dated October 1, 2005. (9)
- 10.5 Amended and Restated Change of Control Agreement between the Company and Michael Pope dated October 1, 2005. (9)
- 10.6 Change of Control Agreement between the Company and Michele Greco dated November 9, 2012. (10)
- 10.7 Letter Agreement dated November 9, 2012 between the Company and Michele Greco. (10)
- 10.8 First Amendment to Amended and Restated Change of Control Agreement dated as of December 31, 2012 between the Company and O.B. Parrish. (11)
- 10.9 First Amendment to Amended and Restated Change of Control Agreement dated as of December 31, 2012 between the Company and Mary Ann Leeper. (11)
- 10.10 Consulting Agreement, dated as of January 1, 2013, between the Company and Donna Felch. (12)
- 10.11 Employment Agreement between the Company and Mary Ann Leeper dated effective as of May 1, 2006. (13)
- 10.12 The Female Health Company 2008 Stock Incentive Plan. (14)
- 10.13 Form of Nonstatutory Stock Option Grant Agreement for The Female Health Company 2008 Stock

Incentive Plan. (15)

- 10.14 Form of Restricted Stock Grant Agreement for The Female Health Company 2008 Stock Incentive Plan.
- 10.15 Second Amended and Restated Loan Agreement, dated as of August 1, 2011, between the Company and Heartland Bank. (16)
- 10.16 First Amendment to Second Amended and Restated Loan Agreement, dated as of August 1, 2012, between the Company and Heartland Bank. (17)
- 10.17 Second Amendment to Second Amended and Restated Loan Agreement, dated as of August 1, 2013, between the Company and Heartland Bank.
- 10.18 Commercial Security Agreement, dated as of July 20, 2004, between the Company and Heartland Bank. (18)
- 10.19 First Amendment to Commercial Security Agreement, dated as of July 1, 2010, between the Company and Heartland Bank. (19)
- 10.20 Second Amendment to Commercial Security Agreement, dated as of August 1, 2011, between the Company and Heartland Bank. (16)
- 10.21 Share Charge, dated as of August 30, 2011, between the Company and Heartland Bank. (20)
- 21 Subsidiaries of Registrant.
- 23.1 Consent of McGladrey LLP.
- 24.1 Power of Attorney (included as part of the signature page hereof).
- 31.1 Certification of Chief Executive Officer pursuant to Section 302 of the Sarbanes-Oxley Act of 2002.
- 31.2 Certification of Chief Financial Officer pursuant to Section 302 of the Sarbanes-Oxley Act of 2002.
- 32.1 Certification of Chief Executive Officer and Chief Financial Officer pursuant to 18 U.S.C. Section 1350 (Section 906 of the Sarbanes-Oxley Act of 2002. (21)
- 101 The following materials from the Company's Annual Report on Form 10-K for the year ended September 30, 2013, formatted in XBRL (eXtensible Business Reporting Language): (i) Consolidated Balance Sheets, (ii) Consolidated Statements of Income, (iii) Consolidated Statements of Stockholders' Equity, (iv) Consolidated Statements of Cash Flows, and (v) the Notes to Consolidated Financial Statements.

(1) Incorporated herein by reference to the Company's Form SB-2 Registration Statement filed on October 19, 1999.

(2) Incorporated herein by reference to the Company's Form SB-2 Registration Statement filed on September 21, 2000.

(3) Incorporated by reference herein to the Company's Form SB-2 Registration Statement filed on September 6,

2002.

- (4) Incorporated herein by reference to the Company's March 31, 2003 Form 10-QSB.
- (5) Incorporated herein by reference to the Company's March 31, 2004 Form 10-QSB.
- (6) Incorporated by reference to the Company's Form 8-K filed on May 22, 2013.
- (7) Incorporated herein by reference to the Company's 1992 Form 10-KSB.
- (8) Incorporated herein by reference to the Company's Form S-8 Registration Statement filed on March 26, 2010.
- (9) Incorporated herein by reference to the Company's September 30, 2005 Form 10-KSB.
- (10) Incorporated herein by reference to the Company's Form 8-K filed on November 9, 2012.
- (11) Incorporated by reference to the Company's December 31, 2012 Form 10-Q.
- (12) Incorporated by reference to the Company's Form 8-K filed on January 7, 2013.
- (13) Incorporated hereby by reference to the Company's Form 8-K/A filed on February 21, 2006.
- (14) Incorporated hereby by reference to the Company's Form 8-K filed on March 31, 2008.
- (15) Incorporated herein by reference to the Company's September 30, 2009 Form 10-K.
- (16) Incorporated by reference to the Company's June 30, 2011 Form 10-Q.
- (17) Incorporated by reference to the Company's September 30, 2012 Form 10-K.
- (18) Incorporated by reference to the Company's March 31, 2010 Form 10-Q.
- (19) Incorporated herein by reference to the Company's June 30, 2010 Form 10-Q.
- (20) Incorporated by reference to the Company's September 30, 2011 Form 10-K.
- (21) This certification is not "filed" for purposes of Section 18 of the Securities Exchange Act of 1934, as amended, or incorporated by reference into any filing under the Securities Exchange Act of 1933, as amended, or the Securities Exchange Act of 1934, as amended.

The response to this portion of Item 15 is submitted as a separate section of this report.

(c) Financial Statement Schedules

SIGNATURES

Pursuant to the requirements of Section 13 or 15(d) of the Securities Exchange Act of 1934, the Registrant has duly caused this report to be signed on its behalf by the undersigned, thereunto duly authorized.

Date: December 3, 2013

THE FEMALE HEALTH COMPANY

BY: /s/ O.B. Parrish
O.B. Parrish, Chairman and
Chief Executive Officer

BY: /s/ Michele Greco
Michele Greco, Vice President and
Chief Financial Officer

POWER OF ATTORNEY

Each person whose signature appears below hereby appoints O.B. Parrish and Michele Greco, and each of them individually, his true and lawful attorney-in-fact, with power to act with or without the other and with full power of substitution and resubstitution, in any and all capacities, to sign any or all amendments to the Form 10-K and file the same with all exhibits thereto, and other documents in connection therewith, with the Securities and Exchange Commission, granting unto said attorneys-in-fact and agents full power and authority to do and perform each and every act and thing requisite and necessary to be done in and about the premises, as fully to all intents and purposes as he might or could do in person, hereby ratifying and confirming all that said attorneys-in-fact and agents, or their substitutes, may lawfully cause to be done by virtue hereof.

Pursuant to the requirements of the Securities Exchange Act of 1934, this Report has been signed below by the following persons on behalf of the Registrant and in the capacities and on the date indicated.

Signature	Title	Date
<u>/s/ O.B. Parrish</u> O.B. Parrish	Chairman of the Board, Chief Executive Officer and Director (Principal Executive Officer)	December 3, 2013
<u>/s/ Mary Ann Leeper</u> Mary Ann Leeper, Ph.D.	Director	December 3, 2013
<u>/s/ Michele Greco</u> Michele Greco	Vice President and Chief Financial Officer (Principal Accounting and Financial Officer)	December 3, 2013
<u>/s/ William R. Gargiulo</u> William R. Gargiulo	Secretary and Director	December 3, 2013
<u>/s/ David R. Bethune</u>	Director	December 3, 2013

David R. Bethune

<hr/> Stephen M. Dearholt	Director	December 3, 2013
<hr/> <u>/s/ Donna Felch</u> Donna Felch	Director	December 3, 2013
<hr/> Richard E. Wenninger	Director	December 3, 2013
<hr/> <u>/s/ Mary Margaret Frank</u> Mary Margaret Frank	Director	December 3, 2013
<hr/> Andrew S. Love	Director	December 3, 2013

The Female Health Company and Subsidiaries
Index to Consolidated Financial Statements

<u>Document</u>	<u>Page No.</u>
Audited Consolidated Financial Statements.	
Management's Report on Internal Control over Financial Reporting.	F-1
Report of McGladrey LLP, Independent Registered Public Accounting Firm.	F-2
Consolidated Balance Sheets as of September 30, 2013 and 2012.	F-3
Consolidated Statements of Income for the years ended September 30, 2013, 2012 and 2011.	F-4
Consolidated Statements of Stockholders' Equity for the years ended September 30, 2013, 2012 and 2011.	F-5 through F-7
Consolidated Statements of Cash Flows for the years ended September 30, 2013, 2012 and 2011.	F-8
Notes to Consolidated Financial Statements.	F-9 through F-23

Management's Report on Internal Control over Financial Reporting

Management of the Company is responsible for establishing and maintaining effective internal control over financial reporting (as defined in Rules 13a-15(f) and 15d-15(f) under the Securities Exchange Act of 1934, as amended). The Company's internal control over financial reporting is designed to provide reasonable assurance to the Company's management and Board of Directors regarding the preparation and fair presentation of published financial statements. The Company's internal control over financial reporting includes those policies and procedures that:

- (i) pertain to the maintenance of records that, in reasonable detail, accurately and fairly reflect the transactions and dispositions of the assets of the Company;
- (ii) provide reasonable assurance that transactions are recorded as necessary to permit preparation of financial statements in accordance with U.S. generally accepted accounting principles, and that receipts and expenditures of the Company are being made only in accordance with authorizations of management and directors of the Company; and
- (iii) provide reasonable assurance regarding prevention or timely detection of unauthorized acquisition, use or disposition of the Company's assets that could have a material effect on the financial statements.

Because of its inherent limitations, internal control over financial reporting may not prevent or detect misstatements. Therefore, even those systems determined to be effective can provide only reasonable assurance with respect to financial statement preparation and presentation. Also, projections of any evaluation of effectiveness to future periods are subject to the risk that controls may become inadequate because of changes in conditions, or that the degree of compliance with the policies or procedures may deteriorate.

Management assessed the effectiveness of the Company's internal control over financial reporting as of September 30, 2013. In making this assessment, management used the criteria set forth by the Committee of Sponsoring Organizations of the Treadway Commission (COSO) in *Internal Control-Integrated Framework*. Based on its assessment, management believes that, as of September 30, 2013, the Company's internal control over financial reporting was effective based on those criteria.

The effectiveness of our internal control over financial reporting as of September 30, 2013 has been audited by McGladrey LLP, an independent registered public accounting firm, as stated in their report. See "Report of Independent Registered Public Accounting Firm," which appears on page F-2 of this report.

December 3, 2013

Report of Independent Registered Public Accounting Firm

To the Board of Directors and Stockholders The Female Health Company

We have audited the accompanying consolidated balance sheets of The Female Health Company and Subsidiaries (the Company) as of September 30, 2013 and 2012, and the related consolidated statements of income, stockholders' equity, and cash flows for each of the three years in the three-year period ended September 30, 2013. We also have audited The Female Health Company and Subsidiaries' internal control over financial reporting as of September 30, 2013, based on criteria established in *Internal Control — Integrated Framework* issued by the Committee of Sponsoring Organizations of the Treadway Commission in 1992. The Female Health Company and Subsidiaries' management is responsible for these financial statements, for maintaining effective internal control over financial reporting, and for its assessment of the effectiveness of internal control over financial reporting included in the accompanying Management's Report on Internal Control over Financial Reporting. Our responsibility is to express an opinion on these financial statements and an opinion on the Company's internal control over financial reporting based on our audits.

We conducted our audits in accordance with the standards of the Public Company Accounting Oversight Board (United States). Those standards require that we plan and perform the audits to obtain reasonable assurance about whether the financial statements are free of material misstatement and whether effective internal control over financial reporting was maintained in all material respects. Our audits of the financial statements included examining, on a test basis, evidence supporting the amounts and disclosures in the financial statements, assessing the accounting principles used and significant estimates made by management, and evaluating the overall financial statement presentation. Our audit of internal control over financial reporting included obtaining an understanding of internal control over financial reporting, assessing the risk that a material weakness exists, and testing and evaluating the design and operating effectiveness of internal control based on the assessed risk. Our audits also included performing such other procedures as we considered necessary in the circumstances. We believe that our audits provide a reasonable basis for our opinions.

A company's internal control over financial reporting is a process designed to provide reasonable assurance regarding the reliability of financial reporting and the preparation of financial statements for external purposes in accordance with generally accepted accounting principles. A company's internal control over financial reporting includes those policies and procedures that (a) pertain to the maintenance of records that, in reasonable detail, accurately and fairly reflect the transactions and dispositions of the assets of the company; (b) provide reasonable assurance that transactions are recorded as necessary to permit preparation of financial statements in accordance with generally accepted accounting principles, and that receipts and expenditures of the company are being made only in accordance with authorizations of management and directors of the company; and (c) provide reasonable assurance regarding prevention or timely detection of unauthorized acquisition, use, or disposition of the company's assets that could have a material effect on the financial statements.

Because of its inherent limitations, internal control over financial reporting may not prevent or detect misstatements. Also, projections of any evaluation of effectiveness to future periods are subject to the risk that controls may become inadequate because of changes in conditions, or that the degree of compliance with the policies or procedures may deteriorate.

In our opinion, the consolidated financial statements referred to above present fairly, in all material respects, the financial position of The Female Health Company and Subsidiaries as of September 30, 2013 and 2012, and the results of its operations and its cash flows for each of the three years in the three-year period ended September 30, 2013, in conformity with accounting principles generally accepted in the United States of America. Also in our opinion, The Female Health Company and Subsidiaries maintained, in all material respects, effective internal control over financial reporting as of September 30, 2013, based on criteria established in *Internal Control — Integrated Framework* issued by the Committee of Sponsoring Organizations of the Treadway Commission in 1992.

/s/ McGladrey LLP
Chicago, Illinois
December 3, 2013

THE FEMALE HEALTH COMPANY AND SUBSIDIARIES
CONSOLIDATED BALANCE SHEETS
SEPTEMBER 30, 2013 AND 2012

	<u>2013</u>	<u>2012</u>
ASSETS		
Current Assets		
Cash	\$ 8,922,430	\$ 5,295,462
Accounts receivable, net of allowance for doubtful accounts of \$13,180 for 2013 and \$41,625 for 2012	2,362,165	7,268,917
Income tax receivable	78,440	27,369
Inventory, net	2,459,417	1,458,199
Prepaid expenses and other current assets	514,213	624,268
Deferred income taxes	2,552,000	2,152,000
TOTAL CURRENT ASSETS	<u>16,888,665</u>	<u>16,826,215</u>
Other assets	138,458	122,336
PLANT AND EQUIPMENT		
Equipment, furniture and fixtures	4,497,854	3,969,888
Leasehold improvements	323,147	322,814
Construction in progress	—	268,765
Less accumulated depreciation and amortization	(2,726,171)	(2,211,591)
Plant and equipment, net	<u>2,094,830</u>	<u>2,349,876</u>
Deferred income taxes	16,048,000	11,148,000
TOTAL ASSETS	<u>\$ 35,169,953</u>	<u>\$ 30,446,427</u>
LIABILITIES AND STOCKHOLDERS' EQUITY		
Current liabilities		
Accounts payable	\$ 904,049	\$ 1,775,327
Accrued expenses and other current liabilities	1,540,457	1,120,302
Accrued compensation	962,693	2,964,812
TOTAL CURRENT LIABILITIES	<u>3,407,199</u>	<u>5,860,441</u>
LONG-TERM LIABILITIES		
Deferred rent	66,799	90,902
Deferred grant income	57,819	82,650
Deferred income taxes	235,179	194,244
TOTAL LIABILITIES	<u>3,766,996</u>	<u>6,228,237</u>
Commitments and Contingencies		
STOCKHOLDERS' EQUITY:		
Preferred Stock; no shares issued and outstanding in 2013 or 2012.	—	—
Common Stock, par value \$.01 per share; authorized 38,500,000 shares; issued 30,694,843 and 30,550,030 shares, and 28,680,389 and 28,591,201 shares outstanding in 2013 and 2012, respectively.	306,948	305,500
Additional paid-in-capital	67,460,478	66,760,907
Accumulated other comprehensive loss	(581,519)	(581,519)
Accumulated deficit	(28,715,040)	(35,594,455)
Treasury stock, at cost	(7,067,910)	(6,672,243)
TOTAL STOCKHOLDERS' EQUITY	<u>31,402,957</u>	<u>24,218,190</u>
TOTAL LIABILITIES AND STOCKHOLDERS' EQUITY	<u>\$ 35,169,953</u>	<u>\$ 30,446,427</u>

See notes to consolidated financial statements.

THE FEMALE HEALTH COMPANY AND SUBSIDIARIES
CONSOLIDATED STATEMENTS OF INCOME
YEARS ENDED SEPTEMBER 30, 2013, 2012 and 2011

	2013	2012	2011
Net revenues	\$ 31,456,778	\$ 35,033,897	\$ 18,565,102
Cost of sales	13,952,420	14,412,884	8,699,912
Gross profit	17,504,358	20,621,013	9,865,190
Operating expenses:			
Advertising	221,718	52,949	32,858
Selling, general and administrative	7,493,043	9,628,134	6,536,990
Total operating expenses	7,714,761	9,681,083	6,569,848
Operating income	9,789,597	10,939,930	3,295,342
Non-operating income (expense):			
Interest and other income (expense)	245,545	362	(2,109)
Foreign currency transaction loss	(101,288)	(148,269)	(61,258)
Total non-operating income (expense)	144,257	(147,907)	(63,367)
Income before income taxes	9,933,854	10,792,023	3,231,975
Income tax benefit	(4,408,744)	(4,507,298)	(2,167,076)
Net income	\$ 14,342,598	\$ 15,299,321	\$ 5,399,051
Net income per basic common share outstanding	\$ 0.51	\$ 0.55	\$ 0.20
Basic weighted average common shares outstanding	28,376,607	27,693,721	27,287,342
Net income per diluted common share outstanding	\$ 0.50	\$ 0.53	\$ 0.19
Diluted weighted average common shares outstanding	28,726,478	28,933,144	28,971,011
Cash dividends declared per common share	\$ 0.26	\$ 0.22	\$ 0.20

See notes to consolidated financial statements.

THE FEMALE HEALTH COMPANY AND SUBSIDIARIES
CONSOLIDATED STATEMENTS OF STOCKHOLDERS' EQUITY
YEARS ENDED SEPTEMBER 2013, 2012 and 2011

	Preferred Stock	Common Stock		Additional Paid-in Capital	Accumulated Other Comprehensive Loss	Accumulated Deficit	Treasury Stock at Cost	Total
		Shares	Amount					
Balance at September 30, 2010	\$ —	29,367,503	\$ 293,675	\$ 67,313,616	\$ (581,519)	\$ (44,544,073)	\$ (6,349,569)	\$ 16,132,130
Share-based compensation	—	281,500	2,815	803,766	—	—	—	806,581
Stock repurchase – Total 5,750 Treasury Shares	—	—	—	—	—	—	(33,063)	(33,063)
Common stock dividends	—	—	—	—	—	(5,552,109)	—	(5,552,109)
Net income and comprehensive income	—	—	—	—	—	5,399,051	—	5,399,051
Balance at September 30, 2011	\$ —	29,649,003	\$ 296,490	\$ 68,117,382	\$ (581,519)	\$ (44,697,131)	\$ (6,382,632)	\$ 16,752,590

See notes to consolidated financial statements.

THE FEMALE HEALTH COMPANY AND SUBSIDIARIES
CONSOLIDATED STATEMENTS OF STOCKHOLDERS' EQUITY
YEARS ENDED SEPTEMBER 2013, 2012 and 2011

	Preferred Stock	Common Stock Shares	Common Stock Amount	Additional Paid-in Capital	Accumulated Other Comprehensive Loss	Accumulated Deficit	Treasury Stock at Cost	Total
Balance at September 30, 2011 (balance forward)	\$ —	29,649,003	\$ 296,490	\$ 68,117,382	\$ (581,519)	\$ (44,697,131)	\$ (6,382,632)	\$ 16,752,590
Share-based compensation	—	73,250	732	816,746	—	—	—	817,478
Issuance of 10,000 shares of Common Stock upon exercise of warrants	—	10,000	100	12,900	—	—	—	13,000
Issuance of 14,795 shares of Common Stock upon cashless exercise of 18,000 warrants	—	14,795	148	(148)	—	—	—	—
Issuance of 802,982 shares of Common Stock upon cashless exercise of 1,557,750 options	—	802,982	8,030	(2,185,973)	—	—	—	(2,177,943)
Stock repurchase – Total 44,000 Treasury Shares	—	—	—	—	—	—	(289,611)	(289,611)
Common stock dividends	—	—	—	—	—	(6,196,645)	—	(6,196,645)
Net income and comprehensive income	—	—	—	—	—	15,299,321	—	15,299,321
Balance at September 30, 2012	\$ —	30,550,030	\$ 305,500	\$ 66,760,907	\$ (581,519)	\$ (35,594,455)	\$ (6,672,243)	\$ 24,218,190

See notes to consolidated financial statements.

THE FEMALE HEALTH COMPANY AND SUBSIDIARIES
CONSOLIDATED STATEMENTS OF STOCKHOLDERS' EQUITY
YEARS ENDED SEPTEMBER 2013, 2012 and 2011

	Preferred Stock	Common Stock		Additional Paid-in Capital	Accumulated Other Comprehensive Loss	Accumulated Deficit	Treasury Stock at Cost	Total
		Shares	Amount					
Balance at September 30, 2012 (balance forward)	\$ —	30,550,030	\$ 305,500	\$ 66,760,907	\$ (581,519)	\$ (35,594,455)	\$ (6,672,243)	\$ 24,218,190
Share-based compensation	—	73,176	731	700,288	—	—	—	701,019
Issuance of 43,465 shares of Common Stock upon cashless exercise of 52,000 warrants	—	43,465	435	(435)	—	—	—	—
Issuance of 28,172 shares of Common Stock upon cashless exercise of 36,250 options	—	28,172	282	(282)	—	—	—	—
Stock repurchase – Total 55,625 Treasury Shares	—	—	—	—	—	—	(395,667)	(395,667)
Common stock dividends	—	—	—	—	—	(7,463,183)	—	(7,463,183)
Net income and comprehensive income	—	—	—	—	—	14,342,598	—	14,342,598
Balance at September 30, 2013	\$ —	30,694,843	\$ 306,948	\$ 67,460,478	\$ (581,519)	\$ (28,715,040)	\$ (7,067,910)	\$ 31,402,957

See notes to consolidated financial statements.

THE FEMALE HEALTH COMPANY AND SUBSIDIARIES
CONSOLIDATED STATEMENTS OF CASH FLOWS
YEARS ENDED SEPTEMBER 30, 2013, 2012 and 2011

	2013	2012	2011
OPERATIONS			
Net income	\$ 14,342,598	\$ 15,299,321	\$ 5,399,051
Adjustments to reconcile net income to net cash provided by operating activities:			
Depreciation and amortization	556,304	461,447	464,909
Amortization of deferred income from grant - BLCF	(24,831)	(24,831)	(24,831)
Provision for obsolete inventory	(6,662)	128,360	177,726
Provision for bad debts	3,180	42,375	6,036
Interest added to certificate of deposit	—	(252)	(3,223)
Share-based compensation	727,609	842,512	796,453
Deferred income taxes	(5,259,065)	(4,893,933)	(2,464,050)
Loss on disposal of fixed assets	940	11,220	—
Changes in operating assets and liabilities:			
Accounts receivable	4,903,572	(5,005,819)	2,149,008
Income tax receivable	(51,071)	(27,369)	28,179
Inventories	(994,556)	439,969	(9,924)
Prepaid expenses and other assets	93,933	(332,977)	(10,618)
Accounts payable	(871,278)	573,531	490,398
Accrued expenses and other current liabilities	(1,627,592)	2,842,500	(30,959)
Net cash provided by operating activities	11,793,081	10,356,054	6,968,155
INVESTING ACTIVITIES			
Proceeds from redemption of certificate of deposit	—	64,127	—
Capital expenditures	(302,198)	(718,303)	(46,287)
Net cash used in investing activities	(302,198)	(654,176)	(46,287)
FINANCING ACTIVITIES			
Payments on capital lease obligations	—	(13,037)	(12,999)
Proceeds from exercise of common stock warrants	—	13,000	—
Purchases of common stock for treasury shares	(395,667)	(289,611)	(33,063)
Taxes paid in lieu of shares	—	(2,177,943)	—
Dividends paid on common stock	(7,468,248)	(6,192,675)	(5,545,310)
Net cash used in financing activities	(7,863,915)	(8,660,266)	(5,591,372)
Net increase in cash	3,626,968	1,041,612	1,330,496
Cash at beginning of year	5,295,462	4,253,850	2,923,354
CASH AT END OF YEAR	\$ 8,922,430	\$ 5,295,462	\$ 4,253,850
Supplemental Disclosure of Cash Flow Information:			
Cash payments for income taxes	345,657	926,434	57,148
Schedule of noncash financing and investing activities:			
Dividends payable	12,530	19,320	16,100
Reduction of accrued expense upon issuance of shares	200,088	174,185	221,970
Fixed asset additions in accounts payable at year end	—	124,802	—

See notes to consolidated financial statements.

The Female Health Company and Subsidiaries

Notes to Consolidated Financial Statements

Note 1. Nature of Business and Significant Accounting Policies

Principles of consolidation and nature of operations: The consolidated financial statements include the accounts of the Company and its wholly owned subsidiary, The Female Health Company – UK, and its wholly owned subsidiaries, The Female Health Company - UK, plc and The Female Health Company (M) SDN.BHD. All significant intercompany transactions and accounts have been eliminated in consolidation. The Female Health Company ("FHC" or the "Company") is currently engaged in the marketing, manufacture and distribution of a consumer health care product, the FC2 female condom ("FC2"). The Female Health Company - UK, is the holding company of The Female Health Company - UK, plc, which is located in a 6,400 sq. ft. leased office facility located in London, England. The Female Health Company (M) SDN.BHD leases a 16,000 sq. ft. manufacturing facility located in Selangor D.E., Malaysia.

FC2 is currently sold or available in either or both commercial (private sector) and public health sector markets in 143 countries as compared to 138 countries at September 30, 2012. The product is marketed directly to consumers in 16 countries by various country-specific commercial partners.

The Company's standard credit terms vary from 30 to 90 days, depending on the class of trade and customary terms within a territory, so accounts receivable is affected by the mix of purchasers within the period. As is typical in the Company's business, extended credit terms may occasionally be offered as a sales promotion. For the past twelve months, the Company's average days' sales outstanding was approximately 54 days. Over the past five years, the Company's bad debt expense has been less than .01 percent of product sales.

Use of estimates: The preparation of financial statements requires management to make estimates and use assumptions that affect certain reported amounts and disclosures. Significant accounting estimates include the deferred income tax valuation allowance and value of equity-based compensation. Actual results may differ from those estimates.

Cash concentration: The Company's cash is maintained primarily in three financial institutions, one located in Clayton, Missouri, one located in London, England and the other in Kuala Lumpur, Malaysia.

Accounts receivable and concentration of credit risk: Accounts receivable are carried at original invoice amount less an estimate made for doubtful receivables based on a review of all outstanding amounts on a periodic basis. The components of accounts receivable consist of the following at September 30, 2013 and 2012:

	2013	2012
Trade receivables	\$ 2,340,267	\$ 7,246,769
Other receivables	35,078	63,773
Accounts receivable, gross	2,375,345	7,310,542
Less: allowance for doubtful accounts	(13,180)	(41,625)
Accounts receivable, net	\$ 2,362,165	\$ 7,268,917

The Company maintains an allowance for doubtful accounts for estimated losses resulting from the inability of its customers to make required payments on accounts receivable. Management determines the allowance for doubtful accounts by identifying troubled accounts and by using historical experience applied to an aging of accounts. Management also periodically evaluates individual customer receivables and considers a customer's financial condition, credit history, and the current economic conditions. Accounts receivable are written-off when deemed uncollectible. The table below sets forth the components of the allowance for doubtful accounts for the years ended September 30:

Year	Balance at October 1	Provision Charges to Expenses	Write offs/ Recoveries	Balance at September 30
2011	\$ 39,805	\$ 6,036	\$ (35,841)	\$ 10,000
2012	\$ 10,000	\$ 42,375	\$ (10,750)	\$ 41,625
2013	\$ 41,625	\$ 3,180	\$ (31,625)	\$ 13,180

Recoveries of accounts receivable previously written-off are recorded when received. The Company's customers are primarily large global agencies, non-government organizations, ministries of health and other governmental agencies which purchase and distribute the female condom for use in HIV/AIDS prevention and family planning

The Female Health Company and Subsidiaries

Notes to Consolidated Financial Statements

Note 1. Nature of Business and Significant Accounting Policies – continued

programs. In fiscal year 2013, our significant customer was the United Nations Population Fund (“UNFPA”). In fiscal year 2012, our significant customers were UNFPA, John Snow, Inc., facilitator of USAID I DELIVER project (“USAID”), and Sekunjalo Investments Corporation (PTY) Ltd (“Sekunjalo”). In fiscal year 2011, significant customers were USAID and UNFPA. No other single customer accounted for more than 10 percent of unit sales during those periods.

Significant Customers	Percentage of Unit Sales		
	2013	2012	2011
UNFPA	62 %	40 %	25 %
USAID	*	25 %	26 %
Sekunjalo	*	20 %	*
Total Percentage of Unit Sales	62 %	85 %	51 %

* Less than 10 percent of unit sales.

Inventory: Inventories are valued at the lower of cost or market. The cost is determined using the first-in, first-out (FIFO) method. Inventories are also written down for management’s estimates of product which will not sell prior to its expiration date. Write-downs of inventories establish a new cost basis which is not increased for future increases in the market value of inventories or changes in estimated obsolescence.

Foreign currency translation and operations: Effective October 1, 2009, the Company determined that there were significant changes in facts and circumstances, triggering an evaluation of its subsidiaries’ functional currency. The evaluation indicated that the U.S. dollar is the currency with the most significant influence upon the subsidiaries. Because all of the Company’s U.K. subsidiary’s future sales and cash flows would be denominated in U.S. dollars following the October 2009 cessation of production of the Company’s first generation product, FC1, the U.K. subsidiary adopted the U.S. dollar as its functional currency effective October 1, 2009. As the Malaysia subsidiary is a direct and integral component of the U.K. parent’s operations, it, too, adopted the U.S. dollar as its functional currency as of October 1, 2009. The consistent use of the U.S. dollar as functional currency across the Company reduces its foreign currency risk and stabilizes its operating results. The Company recognized foreign currency transaction losses of \$101,288, \$148,269 and \$61,258 for the years ended September 30, 2013, 2012 and 2011, respectively. The cumulative foreign currency translation loss included in accumulated other comprehensive loss was \$581,519 as of September 30, 2013 and 2012. Assets located outside of the U.S. totaled approximately \$15,000,000 and \$14,000,000 at September 30, 2013 and 2012, respectively.

Equipment, furniture and fixtures: Depreciation and amortization are computed using primarily the straight-line method. Depreciation and amortization are computed over the estimated useful lives of the respective assets which range as follows:

Manufacturing equipment	5 – 10 years
Office equipment	3 years
Furniture and fixtures	7 – 10 years

Depreciation on leased assets is computed over the lesser of the remaining lease term or the estimated useful lives of the assets. Depreciation on leased assets is included with depreciation on owned assets.

Patents and trademarks: FC2 patents have been issued by the United States, Europe, Canada, Australia, South Africa, the People’s Republic of China, Japan, Mexico and the African Regional Intellectual Property Organization (ARIPO), which includes Botswana, Gambia, Ghana, Kenya, Lesotho, Malawi, Mozambique, Namibia, Sierra Leone, Sudan, Swaziland, Tanzania, Uganda, Zambia and Zimbabwe. Further, the European patent for FC2 has been validated in the following countries: Austria, Belgium, Bulgaria, Switzerland, Republic of Cyprus, Czech Republic, Germany, Denmark, Estonia, Spain, Finland, France, United Kingdom, Greece, Hungary, Ireland, Italy, Luxembourg, Monaco, Netherlands, Portugal, Romania, Sweden, Slovenia, Slovakia, and Turkey. The patents cover the key aspects of FC2, including its overall design and manufacturing process. In addition, patent applications for FC2 are pending in a number of other countries around the world. There can be no assurance that

The Female Health Company and Subsidiaries

Notes to Consolidated Financial Statements

Note 1. Nature of Business and Significant Accounting Policies – continued

pending patent applications provide the Company with protection against copycat products entering markets during the pendency of the applications.

The Company has a registration for the trademark “FC2 Female Condom” in the United States. Furthermore, the Company has filed applications or secured registrations in 40 countries or jurisdictions around the world to protect the various names and symbols used in marketing FC2. These encompass 14 different trademarks, including "femidom," "femy," "Reality" and others. In addition, the experience that has been gained through years of manufacturing its Female Condoms (FC1 and FC2) has allowed the Company to develop trade secrets and know-how, including certain proprietary production technologies, that further protect its competitive position.

Financial instruments: The Company follows ASC Topic 820, *Fair Value Measurements and Disclosures*, which defines fair value, establishes a framework for measuring fair value, and expands disclosures about fair value measurements. The fair value framework requires the categorization of assets and liabilities into three levels based upon the assumptions (inputs) used to price the assets or liabilities. Level 1 provides the most reliable measure of fair value, whereas Level 3 generally requires significant management judgment.

The Company currently does not have any assets or liabilities measured at fair value on a recurring or non-recurring basis. Substantially all of the Company’s cash and cash equivalents, as well as restricted cash, are held in demand deposits with three financial institutions. The Company has no financial instruments for which the carrying value is materially different than fair value.

Research and development costs: Research and development costs are expensed as incurred. The amount of costs expensed for the years ended September 30, 2013, 2012 and 2011 of \$4,745, \$5,277, and \$10,929, respectively, are included in selling, general and administrative expenses on the consolidated statements of income.

Restricted cash: Restricted cash relates to security provided to one of the Company’s U.K. banks for performance bonds issued in favor of customers. Such security has been extended infrequently and only on occasions where it has been a contract term expressly stipulated as an absolute requirement by the customer or its provider of funds. The expiration of the bond is defined by the completion of the event such as, but not limited to, a period of time after the product has been distributed or expiration of the product shelf life. Restricted cash was \$55,455 and \$4,682 for the years ended September 30, 2013 and 2012, respectively, and is included in cash on the accompanying balance sheets.

Revenue recognition: The Company recognizes revenue from product sales when each of the following conditions has been met: an arrangement exists, delivery has occurred, there is a fixed price, and collectability is reasonably assured. The Company also derives revenue from licensing its intellectual property under an agreement with its exclusive distributor in India, Hindustan Lifecare Limited (“HLL”). HLL is authorized to manufacture FC2 at HLL’s facility in Kochi, India for sale in India, and the Company receives a royalty based on the number of units sold by HLL in India. Such revenue appears in net revenues on the Consolidated Statements of Income, and is recognized in the period in which the sale is made by HLL. Royalty revenue was \$0, \$21,721, and \$49,011 for the years ended September 30, 2013, 2012, and 2011, respectively, and is included in net revenues on the accompanying income statements.

Deferred grant income: The Company received grant monies from the British Linkage Challenge Fund (BLCF) to help the Company defray certain expenses and the cost of capital expenditures related to a project. The underlying project related to the development of a linkage between the U.K. subsidiary and HLL, in India, to do end-stage manufacturing of the Female Condom and develop the market for the product in that country. The grant received was split between the Company and HLL pro-rata to their respective expenditure on the project. The Company utilized the general precepts of U.S. GAAP and the principles of matching and conservatism to determine how to account for the grant monies received. The Company also utilized the guidance of International Accounting Standard No. 20 – Accounting for Government Grants and Disclosure of Government Assistance to further support the Company’s accounting treatment of the grant received. The Company allocated its share of the grant monies to capital and expense pro-rata to the respective cost allocated to the project. Grant proceeds for expenses were credited to income in the quarter incurred. Grant proceeds for capital expenditure were deferred and released to income in line with the depreciation of the relevant assets.

Share-based compensation: The Company accounts for stock-based compensation expense for equity awards exchanged for employee services over the vesting period based on the grant-date fair value.

The Female Health Company and Subsidiaries

Notes to Consolidated Financial Statements

Note 1. Nature of Business and Significant Accounting Policies – continued

Advertising: The Company's policy is to expense advertising costs as incurred. Advertising costs were \$221,718, \$52,949, and \$32,858 for the years ended September 30, 2013, 2012 and 2011, respectively.

Income taxes: The Company files separate income tax returns for its foreign subsidiaries. ASC Topic 740 requires recognition of deferred tax assets and liabilities for the expected future tax consequences of events that have been included in the financial statements or tax returns. Under this method, deferred tax assets and liabilities are determined based on the differences between the financial statements and tax bases of assets and liabilities using enacted tax rates in effect for the year in which the differences are expected to reverse. Deferred tax assets are also provided for carryforwards for income tax purposes. In addition, the amount of any future tax benefits is reduced by a valuation allowance to the extent such benefits are not expected to be realized.

Earnings per share (EPS): Basic EPS is computed by dividing net income by the weighted average number of common shares outstanding for the period. Diluted EPS is computed by dividing net income by the weighted average number of common shares outstanding during the period after giving effect to all dilutive potential common shares that were outstanding during the period. Dilutive potential common shares consist of the incremental common shares issuable upon the exercise of stock options and warrants and unvested shares granted to employees and directors.

Other comprehensive income: Accounting principles generally require that recognized revenue, expenses, gains and losses be included in net income. Although certain changes in assets and liabilities, such as foreign currency translation adjustments, are reported as a separate component of the equity section of the accompanying consolidated balance sheets, these items, along with net income, are components of comprehensive income.

The U.S. parent company and its U.K. subsidiary routinely purchase inventory produced by its Malaysia subsidiary for sale to their respective customers. These intercompany trade accounts are eliminated in consolidation. The Company's policy and intent is to settle the intercompany trade account on a current basis. Since the U.K. and Malaysia subsidiaries adopted the U.S. dollar as their functional currencies effective October 1, 2009, no foreign currency gains or losses from intercompany trade are recognized. In fiscal 2013, 2012 and 2011, comprehensive income is equivalent to the reported net income.

Reclassifications: Certain items in the 2012 and 2011 consolidated financial statements have been reclassified to conform to the 2013 presentation.

Note 2. Earnings per Share

Basic EPS is computed by dividing net income by the weighted average number of common shares outstanding for the period. Diluted EPS is computed by dividing net income by the weighted average number of common shares outstanding during the period after giving effect to all dilutive potential common shares that were outstanding during the period. Dilutive potential common shares consist of the incremental common shares issuable upon the exercise of stock options and warrants and unvested shares granted to employees.

Denominator	Year Ended September 30,		
	2013	2012	2011
Weighted average common shares outstanding - basic	28,376,607	27,693,721	27,287,342
Net effect of dilutive securities:			
Options	162,195	913,600	1,243,222
Warrants	—	39,823	59,197
Unvested restricted shares	187,676	286,000	381,250
Total net effect of dilutive securities	349,871	1,239,423	1,683,669
Weighted average common shares outstanding - diluted	28,726,478	28,933,144	28,971,011
Income per common share – basic	\$ 0.51	\$ 0.55	\$ 0.20
Income per common share – diluted	\$ 0.50	\$ 0.53	\$ 0.19

All the outstanding warrants and stock options were included in the computation of diluted net income per share for the years ended September 30, 2013, 2012 and 2011.

The Female Health Company and Subsidiaries

Notes to Consolidated Financial Statements

Note 3. Inventory

The components of inventory consist of the following at September 30, 2013 and 2012:

	2013	2012
Raw material	\$ 868,742	\$ 523,201
Work in process	77,782	57,102
Finished goods	1,554,026	927,706
Inventory, gross	2,500,550	1,508,009
Less: inventory reserves	(41,133)	(49,810)
Inventory, net	\$ 2,459,417	\$ 1,458,199

The change in the inventory reserve for the years ended September 30 is as follows:

Year	Balance at October 1	Charged to Costs and Expenses	Write-offs	Balance at September 30
2011	\$ 15,464	\$ 177,726	\$ (117,237)	\$ 75,952
2012	\$ 75,952	\$ 128,360	\$ (154,502)	\$ 49,810
2013	\$ 49,810	\$ (6,662)	\$ (2,015)	\$ 41,133

Note 4. Revolving Line of Credit

On August 1, 2013, the Company entered into an amendment to the Second Amended and Restated Loan Agreement (as amended, the "Loan Agreement") with Heartland Bank to extend the term of the Company's revolving line of credit to August 1, 2014. The credit facility consists of a single revolving note for up to \$2 million with Heartland Bank, with borrowings limited to a borrowing base determined based on 70 percent to 80 percent of eligible accounts receivable plus 50 percent of eligible inventory. Significant restrictive covenants in the Loan Agreement include prohibitions on any merger, consolidation or sale of all or a substantial portion of the Company's assets and limits on the payment of dividends or the repurchase of shares. The Loan Agreement does not contain any financial covenants that require compliance with ratios or amounts. Dividends and share repurchases are permitted as long as after giving effect to the dividend or share repurchase the Company has a ratio of total liabilities to total stockholders' equity of no more than 1:1. Borrowings on the revolving note bear interest at a rate of the base rate (4.0 percent at September 30, 2013) plus 0.5 percent. The note is collateralized by substantially all of the assets of the Company. No amounts were outstanding under the revolving note at either September 30, 2013 or 2012.

Note 5. Operating Leases and Rental Expense

The Company's corporate headquarters is located in approximately 5,100 square feet of office space located in Chicago, Illinois. On March 10, 2011, the Company signed a lease amendment, effective November 1, 2010, which extended the lease term for this office space for a five year period commencing on November 1, 2011 and ending on October 31, 2016. The lease amendment grants the Company a five month lease abatement beginning November 1, 2010, reduces base rent and provides a tenant improvement allowance. The lease requires escalating monthly payments ranging from \$6,797 to \$7,859, plus real estate taxes, utilities and maintenance expenses from April 1, 2011 to October 31, 2016. The lease stipulates that after five years, the Company shall have a one-time right to extend the term of the lease for an additional three years by giving the landlord no less than twelve months prior notice in writing.

The Company leases 6,400 square feet of office space located in London, England. The lease, which expires in June 2020, includes an option by the Company to terminate the lease in 2015 by giving the landlord no less than six months prior notice in writing. The lease requires quarterly payments of approximately \$13,500 through December 2011 and quarterly payments of approximately \$27,000 from January 2012 through June 2015. The lease stipulates that after 5 years (June 2015) the principal rent will be reviewed and adjusted to the higher of the principal rent immediately prior to the review date or the market rate. Based on the terms of the lease agreement, the Company was also required to make a security deposit equivalent to six months' rent (approximately \$71,000).

The Female Health Company and Subsidiaries

Notes to Consolidated Financial Statements

Note 5. Operating Leases and Rental Expense – continued

The Company leases 16,000 square feet of manufacturing space in Selangor D.E., Malaysia under a lease that requires monthly payments of approximately \$13,000 through September 2016 and may be renewed at the option of the Company for an additional three year term. The Company also leases 11,000 square feet of warehouse space in Selangor D.E., Malaysia under a lease that requires monthly payments of approximately \$4,000 through February 2014 and may be renewed at the option of the Company for an additional one year term.

The Company also leases equipment under a number of lease agreements which expire at various dates through June 2017. The aggregate monthly rental was \$462 at September 30, 2013. Details of operating lease expense, including real estate taxes and insurance, for the years ended September 30, 2013, 2012 and 2011 are as follows:

	2013	2012	2011
Factory and office leases	\$ 404,678	\$ 397,073	\$ 414,380
Other	5,541	4,824	5,887
Total	\$ 410,219	\$ 401,897	\$ 420,267

Future minimum payments under leases consist of the following as of September 30, 2013:

	Operating Leases
2014	\$ 402,163
2015	444,993
2016	446,542
2017	374,893
2018	376,864
Thereafter	102,222
Total minimum lease payments	\$ 2,147,677

Note 6. Income Taxes

The Company accounts for income taxes using the liability method, which requires the recognition of deferred tax assets or liabilities for the tax-effected temporary differences between the financial reporting and tax bases of assets and liabilities, and for net operating loss and tax credit carryforwards.

The Company completes a detailed analysis of its deferred income tax valuation allowance on an annual basis or more frequently if information comes to our attention that would indicate that a revision to its estimates is necessary. In evaluating the Company's ability to realize its deferred tax assets, management considers all available positive and negative evidence on a country by country basis, including past operating results and forecast of future taxable income. In determining future taxable income, management makes assumptions to forecast U.S. federal and state, U.K. and Malaysia operating income, the reversal of temporary differences, and the implementation of any feasible and prudent tax planning strategies. These assumptions require significant judgment regarding the forecasts of the future taxable income in each tax jurisdiction, and are consistent with the forecasts used to manage the Company's business. It should be noted that the Company realized significant losses through 2005 on a consolidated basis. Since fiscal year 2006, the Company has consistently generated taxable income on a consolidated basis, providing a reasonable future period in which the Company can reasonably expect to generate taxable income. In management's analysis to determine the amount of the deferred tax asset to recognize, management projected future taxable income for the subsequent ten years for each tax jurisdiction.

Although management uses the best information available, it is reasonably possible that the estimates used by the Company will be materially different from the actual results. These differences could have a material effect on the Company's future results of operations and financial condition.

The Female Health Company and Subsidiaries

Notes to Consolidated Financial Statements

Note 6. Income Taxes - continued

Income before income taxes for the years ended September 30, 2013, 2012 and 2011, was taxed by the following jurisdictions.

	2013	2012	2011
Domestic	\$ 7,461,329	\$ 6,290,684	\$ 1,638,572
Foreign	2,472,525	4,501,339	1,593,403
Total	<u>\$ 9,933,854</u>	<u>\$ 10,792,023</u>	<u>\$ 3,231,975</u>

A reconciliation of income tax benefit and the amount computed by applying the statutory Federal income tax rate to income before income taxes for the years ended September 30, 2013, 2012 and 2011 is as follows:

	2013	2012	2011
Income tax expense at statutory rates	\$ 3,378,000	\$ 3,669,000	\$ 1,099,000
State income tax, net of federal benefits	623,000	677,000	192,000
Non-deductible expenses	129,000	5,000	(12,000)
Effect of AMT expense	116,644	41,000	28,178
Effect of lower foreign income tax rates	(395,441)	(688,093)	(221,501)
Effect of change in U.K. tax rate	(159,000)	(72,000)	—
Effect of pioneer tax status - Malaysia	—	(233,000)	(134,000)
Effect of reinvestment allowance - Malaysia	(75,000)	—	—
Effect of stock option exercises	(110,000)	(2,263,000)	—
Utilization of NOL carryforwards	(2,070,947)	(1,637,205)	(973,753)
Decrease in valuation allowance	(5,845,000)	(4,006,000)	(2,145,000)
Income tax benefit	<u>\$ (4,408,744)</u>	<u>\$ (4,507,298)</u>	<u>\$ (2,167,076)</u>

As of September 30, 2013, the Company had federal and state net operating loss carryforwards of approximately \$19,165,000 and \$17,220,000, respectively, for income tax purposes expiring in years 2018 to 2027. The Company's U.K. subsidiary, The Female Health Company - UK, plc has U.K. net operating loss carryforwards of approximately \$63,264,000 as of September 30, 2013, which can be carried forward indefinitely to be used to offset future U.K. taxable income.

The Female Health Company (M) SDN BHD, had been granted Pioneer Status in Malaysia. The Pioneer Status is a tax incentive program that permanently exempts a portion of the entity's income from tax. In fiscal years 2012 and 2011, the Pioneer Status exempted approximately \$932,000 and \$536,000, respectively, of the entity's income from tax, resulting in a tax savings of nearly \$233,000 and \$134,000 in fiscal years 2012 and 2011, respectively. The impact on net income per basic and fully diluted common share outstanding resulting from the tax savings is an increase of \$.01 and \$.00 in fiscal years 2012 and 2011, respectively. The Pioneer Status tax exemption expired at September 30, 2012.

The federal and state income tax provision (benefit) for the years ended September 30, 2013, 2012 and 2011 is summarized below:

	2013	2012	2011
Deferred – U.S.	\$ (12,000)	\$ (1,399,000)	\$ (3,442,000)
Deferred – U.K.	(5,288,000)	(3,501,000)	942,000
Deferred – Malaysia	40,935	6,067	35,950
Subtotal	(5,259,065)	(4,893,933)	(2,464,050)
Current – U.S.	625,606	293,123	226,178
Current – Malaysia	221,625	93,512	70,796
Current - U.K.	3,090	—	—
Subtotal	850,321	386,635	296,974
Income tax benefit	<u>\$ (4,408,744)</u>	<u>\$ (4,507,298)</u>	<u>\$ (2,167,076)</u>

The Female Health Company and Subsidiaries

Notes to Consolidated Financial Statements

Note 6. Income Taxes - continued

Significant components of the Company's deferred tax assets and liabilities are as follows at September 30, 2013 and 2012:

Deferred Tax Assets	2013	2012
Federal net operating loss carryforwards	\$ 6,516,000	\$ 8,378,000
State net operating loss carryforwards	1,636,000	1,636,000
AMT credit carryforward	269,000	152,000
Foreign net operating loss carryforwards – U.K.	12,653,000	14,780,000
Foreign capital allowance – U.K.	95,000	177,000
Accrued expenses	90,000	748,000
Other, net - Malaysia	23,018	—
Other, net - U.S.	44,000	29,000
Gross deferred tax assets	21,326,018	25,900,000
Valuation allowance for deferred tax assets	(2,703,000)	(12,600,000)
Net deferred tax assets	18,623,018	13,300,000
Deferred Tax Liabilities:		
Foreign capital allowance – Malaysia	(258,197)	(194,244)
Net deferred tax assets	\$ 18,364,821	\$ 13,105,756

The deferred tax amounts have been classified in the accompanying consolidated balance sheets as follows:

	2013	2012
Current assets – U.S.	\$ 2,074,000	\$ 1,802,000
Current assets – U.K.	478,000	350,000
Total current assets	2,552,000	2,152,000
Long-term assets – U.S.	5,937,000	6,197,000
Long-term assets – U.K.	10,111,000	4,951,000
Total long-term assets	16,048,000	11,148,000
Long-term liability – Malaysia	(235,179)	(194,244)
	\$ 18,364,821	\$ 13,105,756

The change in the valuation allowance for deferred tax assets for the years ended September 30 is as follows:

Year	Balance at October 1	Charged to Costs and Expenses	Deductions/Other	Balance at September 30
2011	\$ 26,741,000	\$ (2,500,000)	\$ (2,196,000)	\$ 22,045,000
2012	\$ 22,045,000	\$ (4,900,000)	\$ (4,545,000)	\$ 12,600,000
2013	\$ 12,600,000	\$ (5,300,000)	\$ (4,597,000)	\$ 2,703,000

The valuation allowance decreased by \$9,897,000, \$9,445,000 and \$4,696,000 for the years ended September 30, 2013, 2012 and 2011, respectively. Under the Internal Revenue Code, certain ownership changes, including the prior issuance of preferred stock, the public offering of common stock and the exercise of common stock warrants and options may subject the Company to annual limitations on the utilization of its net operating loss carryforward. Under the Inland Revenue statutes, certain triggering events may subject the Company to limitations on the utilization of its net operating loss carryforward in the U.K. As of September 30, 2013, management does not believe any limitations have occurred.

ASC Topic 740 prescribes a recognition threshold and measurement attribute for the financial statement recognition and measurement of a tax position taken or expected to be taken in a tax return. ASC Topic 740 developed a two-step process to evaluate a tax position and also provides guidance on de-recognition, classification, interest and penalties, accounting in interim periods, disclosure, and transition. The Company has not recorded a reserve for any tax positions for which the ultimate deductibility is highly certain but for which there is uncertainty about the timing

The Female Health Company and Subsidiaries

Notes to Consolidated Financial Statements

Note 6. Income Taxes - continued

of such deductibility. The Company files tax returns in all appropriate jurisdictions, including foreign, U.S. Federal and Illinois and Virginia State tax returns:

- For the U.S., a tax return may be audited any time within 3 years from filing date. The U.S. open tax years are for fiscal years 2010 through 2012, which expire in years 2014 through 2016, respectively.
- For Malaysia, a tax return may be audited any time within 6 years from filing date. The Malaysia open tax years are for 2007 through 2012, which expire in years 2015 through 2019.
- For the U.K., a tax return may be audited within 1 year from the later of: the filing date or the filing deadline (1 year after the end of the accounting period). The U.K. open tax year is for 2012, which expires in 2014.

The fiscal year 2013 tax returns for each jurisdiction has not been filed as of the date of this filing. As of September 30, 2013 and 2012, the Company has no recorded liability for unrecognized tax benefits.

The Company recognizes interest and penalties related to uncertain tax positions as income tax expense as incurred. No expense for interest and penalties was recognized for the years ended September 30, 2013, 2012 and 2011.

Note 7. Equity and Share-based Payments

In March 2008, the Company's shareholders approved the 2008 Stock Incentive Plan which will be utilized to provide equity opportunities and performance-based incentives to attract, retain and motivate those persons who make (or are expected to make) important contributions to the Company. A total of 2 million shares are available for issuance under the plan. As of September 30, 2013, a total of 840,108 shares have been granted under the plan, of which 150,000 shares were in the form of stock options and the remainder were in the form of restricted stock or other share grants.

Stock Option Plans

Under the Company's previous share-based long-term incentive compensation plan, the 1997 Stock Option Plan, the Company granted non-qualified stock options to employees. There are no shares available for grant under this plan which expired on December 31, 2006. Options issued under this plan expire 10 years after the date of grant and generally vested 1/36 per month, with full vesting after three years. Under the Company's 2008 Stock Incentive Plan, options issued expire 10 years after the date of grant and vest 1/36 per month, with full vesting after three years. The Company did not grant any options during the years ended September 30, 2013, 2012 and 2011.

Compensation expense is recognized only for share-based payments expected to vest. The Company estimates forfeitures at the date of grant based on historical experience and future expectations. Stock compensation expense related to options for the years ended September 30, 2013, 2012 and 2011 was approximately \$0, \$60,000 and \$90,000, respectively.

The Female Health Company and Subsidiaries

Notes to Consolidated Financial Statements

Note 7. Equity and Share-based Payments – continued

Option Activity

The following table summarizes the stock options outstanding and exercisable at September 30, 2013:

	Shares	Weighted Average		Aggregate Intrinsic Value
		Exercise Price Per Share	Remaining Contractual Term (years)	
Outstanding at September 30, 2010	1,834,000	\$ 1.61		
Granted	-	-		
Exercised	-	-		
Forfeited	-	-		
Outstanding at September 30, 2011	1,834,000	\$ 1.61		
Granted	-	-		
Exercised	(1,557,750)	1.44		
Forfeited	-	-		
Outstanding at September 30, 2012	276,250	\$ 2.57		
Granted	-	-		
Exercised	(36,250)	2.05		
Forfeited	-	-		
Outstanding at September 30, 2013	240,000	\$ 2.64	4.08	\$ 1,731,900
Exercisable on September 30, 2013	240,000	\$ 2.64	4.08	\$ 1,731,900

During the year ended September 30, 2013, stock option holders exercised 36,250 stock options, using the cashless exercise option available under the plan which entitled them to 28,172 shares of common stock. During the year ended September 30, 2012, stock option holders exercised 1,557,750 stock options, using the cashless exercise option available under the plan which entitled them to 1,166,017 shares of common stock. Some option holders surrendered 363,035 of the shares due them in payment of taxes, bringing the net number of shares issued to 802,982. No stock options were exercised during fiscal year 2011.

The aggregate intrinsic value in the table above is before income taxes, based on the Company's closing stock price of \$9.86 on the last day of business for the period ended September 30, 2013. The total intrinsic value of options exercised during the years ended September 30, 2013, and 2012 was approximately \$272,000 and \$6,888,000, respectively.

There was no unrecognized compensation cost for stock options as of September 30, 2013. The deferred tax asset and realized tax benefit from stock options exercised and other share-based payments for the years ended September 30, 2013, 2012 and 2011 was not recognized, based on the Company's election of the "with and without" approach.

Restricted Stock

The Company issues restricted stock to employees, directors and consultants. Such issuances may have vesting periods that range from one to three years. In addition, the Company has issued stock awards to certain employees that provide for future issuance contingent on continued employment for periods that range from one to three years.

The Female Health Company and Subsidiaries

Notes to Consolidated Financial Statements

Note 7. Equity and Share-based Payments - continued

A summary of the non-vested stock activity for fiscal years 2013, 2012 and 2011 is summarized in the table below:

	Shares	Weighted Grant -Date Fair Value	Vesting Period
Total Outstanding September 30, 2010	44,589	\$ 3.16	
Stock Granted	293,750	5.71	September 2011- December 2013
Vested	(142,335)	4.97	
Forfeited	(2,500)	5.07	
Total Outstanding September 30, 2011	193,504	\$ 5.68	
Stock Granted	52,500	4.16	September 2012 - September 2014
Vested	(149,686)	5.23	
Forfeited	(2,500)	3.94	
Total Outstanding September 30, 2012	93,818	\$ 5.59	
Stock Granted	64,676	7.29	September 2013 - May 2016
Vested	(117,992)	6.17	
Forfeited	(7,000)	5.80	
Total Outstanding September 30, 2013	33,502	\$ 6.80	

The Company granted a total of 64,676, 52,500 and 293,750 shares of restricted stock or shares issuable pursuant to promises to issue shares of common stock during the years ended September 30, 2013, 2012 and 2011, respectively. The fair value of the awards granted was approximately \$471,000, \$218,000 and \$1,677,000 for the years ended September 30, 2013, 2012 and 2011, respectively. All such shares of restricted stock vest and all such shares must be issued pursuant to the vesting period noted, provided the grantee has not voluntarily terminated service or been terminated for cause prior to the vesting or issuance date. There were 7,000, 2,500 and 2,500 shares of restricted stock forfeited during the year ended September 30, 2013, 2012 and 2011, respectively.

The Company recognized share-based compensation expense for restricted stock or promises to issue shares of common stock of approximately \$728,000, \$782,000 and \$706,000 for the years ended September 30, 2013, 2012 and 2011, respectively, \$227,000, \$199,000 and \$212,000 of which was included in accrued expenses at year end since the related shares have not yet been issued at September 30, 2013, 2012 and 2011, respectively. This expense was included in selling, general and administrative expenses for the respective periods. As of September 30, 2013, there was approximately \$228,000, representing approximately 34,000 unvested shares, of total unrecognized compensation cost related to non-vested restricted stock compensation arrangements granted under the incentive plans. This unrecognized cost will be recognized over the weighted average period of the next 1.33 years.

Common Stock Purchase Warrants

The Company did not issue any common stock purchase warrants in fiscal year 2013, 2012 or 2011. In fiscal year 2013, a warrant holder exercised 52,000 warrants using the cashless exercise option available within the warrant agreements which entitled the warrant holder to 43,465 shares of common stock. In fiscal year 2012, a warrant holder exercised 10,000 warrants which provided proceeds of \$13,000. The warrant holder also exercised 18,000 warrants using the cashless exercise option available within the warrant agreements which entitled the warrant holder to 14,795 shares of common stock. There were no warrant exercises during fiscal year 2011. There is no unrecognized compensation cost related to warrants as of September 30, 2013.

At September 30, 2013, there are no outstanding warrants.

Preferred Stock

The Company has 5,000,000 shares designated as Class A Preferred Stock with a par value of \$.01 per share. There are 1,040,000 shares of Class A Preferred Stock - Series 1 authorized; 1,500,000 shares of Class A Preferred Stock - Series 2 authorized; and 700,000 shares of Class A Preferred Stock - Series 3 authorized. There were no shares of Class A Preferred Stock of any series issued and outstanding in fiscal 2013, 2012, 2011 or 2010.

The Company has 15,000 shares designated as Class B Preferred Stock with a par value of \$.50 per share. There were no shares of Class B Preferred Stock issued and outstanding in fiscal 2013, 2012, 2011 or 2010.

The Female Health Company and Subsidiaries

Notes to Consolidated Financial Statements

Note 8. Stock Repurchase Program

The Company's Stock Repurchase Program was announced on January 17, 2007. At initiation, the plan's terms specified that up to 1,000,000 shares of its common stock could be purchased during the subsequent twelve months. Subsequently, the Board has amended the plan a number of times to both extend its term and increase the maximum number of shares which could be repurchased. Currently, the plan allows for a maximum repurchase of up to 3,000,000 shares through the period ending December 31, 2013. From the program's onset through September 30, 2013, the total number of shares repurchased by the Company is 2,014,454. The Stock Repurchase Program authorizes purchases in privately negotiated transactions as well as in the open market. In October 2008, the Company's Board of Directors authorized repurchases in private transactions under the Stock Repurchase Program of shares issued under the Company's equity compensation plans to directors, employees and other service providers at the market price on the effective date of the repurchase request. Total repurchases under this provision currently are limited to an aggregate of 450,000 shares per calendar year and to a maximum of 50,000 shares annually per individual. Private repurchase transactions for fiscal year 2013, 2012 and 2011 were 45,625, 34,000 and 5,750 shares, respectively. Open market repurchase transactions for fiscal year 2013, 2012, and 2011 were 10,000, 10,000, and 0 shares, respectively.

Issuer Purchases of Equity

Securities:	Details of Treasury Stock Purchases to Date through September 30, 2013:			
	Total Number of Shares Purchased	Average Price Paid Per Share	Aggregate Number of Shares Purchased As Part of Publicly Announced Program	Maximum Number of Shares that May Yet be Purchased Under the Program
Period				
January 1, 2007 – September 30, 2010	1,909,079	\$ 3.31	1,909,079	1,090,921
October 1, 2010 – September 30, 2011	5,750	5.75	1,914,829	1,085,171
October 1, 2011 – September 30, 2012	44,000	6.58	1,958,829	1,041,171
October 1, 2012 – September 30, 2013	55,625	7.11	2,014,454	985,546
Total	2,014,454	\$ 3.51	2,014,454	985,546

The Female Health Company and Subsidiaries

Notes to Consolidated Financial Statements

Note 9. Employee Benefit Plan

The Company has a Simple Individual Retirement Account (IRA) plan for its employees. Employees are eligible to participate in the plan if their compensation reaches certain minimum levels and are allowed to contribute up to a maximum of \$14,500 annual compensation to the plan. The Company has elected to match 100 percent of employee contributions to the plan up to a maximum of 3 percent of employee compensation for the years ended September 30, 2013, 2012 and 2011. Annual Company contributions were approximately \$29,000, \$42,000 and \$21,000 for the years ended September 30, 2013, 2012 and 2011, respectively.

Note 10. Industry Segments and Financial Information about Foreign and Domestic Operations

The Company currently operates in one industry segment which includes the development, manufacture and marketing of consumer health care products.

The Company operates in foreign and domestic regions. Information about the Company's operations by geographic area is as follows (in thousands).

	Net Revenues to External Customers for the Year Ended September 30,			Long-Lived Asset As Of September 30,	
	2013	2012	2011	2013	2012
South Africa	\$ 5,421 (1)	\$ 6,834 (1)	\$ 1,378	\$ -	\$ -
Brazil	4,480 (1)	6,720 (1)	955	-	-
Uganda	2,997	*	1,305	-	-
Nigeria	2,879	*	*	-	-
United States	2,611	2,423	2,112 (1)	154	175
DR of Congo	2,467	*	*	-	-
Zimbabwe	*	*	966	-	-
India	*	*	*	45	67
United Kingdom	*	*	*	181	220
Malaysia	*	*	*	1,853	2,010
Other	10,602	19,057	11,849	-	-
Total	\$ 31,457	\$ 35,034	\$ 18,565	\$ 2,233	\$ 2,472

* Less than 5 percent of total net revenues.

⁽¹⁾ Exceeds 10 percent of total net revenues.

The Female Health Company and Subsidiaries

Notes to Consolidated Financial Statements

Note 11. Contingent Liabilities

The testing, manufacturing and marketing of consumer products by the Company entail an inherent risk that product liability claims will be asserted against the Company. The Company maintains product liability insurance coverage for claims arising from the use of its products. The coverage amount is currently \$5 million for FHC's consumer health care product.

Note 12. Dividends

Beginning February 16, 2010 through September 30, 2013, the Company has paid 15 quarterly cash dividends. The first 9 were paid at a quarterly rate per share of \$0.05 through February 9, 2012, 4 were paid at a quarterly rate per share of \$0.06 from May 9, 2012 through February 6, 2013, and 2 were paid at a quarterly rate per share of \$0.07 May 8, 2013 through September 30, 2013. Cumulative dividends paid totaled \$23.3 million through September 30, 2013. On October 4, 2013, the Company's Board of Directors declared a quarterly cash dividend of \$0.07 per share. The Company paid, from its cash on hand, approximately \$2.0 million pursuant to the dividend on November 6, 2013 to stockholders of record as of October 30, 2013. Total dividends paid were approximately \$7.5 million, \$6.2 million and \$5.5 million in 2013, 2012 and 2011, respectively.

Any future quarterly dividends and the record date for such dividends will be approved each quarter by the Company's Board of Directors and announced by the Company. Payment of any future dividends is at the discretion of the Board of Directors and the Company may not have sufficient cash flows to pay dividends.

The Female Health Company and Subsidiaries

Notes to Consolidated Financial Statements

Note 13. Quarterly Financial Data (Unaudited)

	First Quarter	Second Quarter	Third Quarter	Fourth Quarter	Year Ended
2013					
Net revenues	\$ 9,910,227	\$ 9,476,866	\$ 7,280,498	\$ 4,789,187	\$ 31,456,778
Gross profit	5,966,199	5,520,116	3,743,080	2,274,963	17,504,358
Operating expenses	2,365,165	2,163,429	2,653,184	532,983	7,714,761
Income tax expense (benefit)	25,677	116,369	328,938	(4,879,728)	(4,408,744)
Net income	3,533,846	3,491,669	726,911	6,590,172	14,342,598
Net income per common share – basic	0.12	0.12	0.03	0.23	0.51
Net income per common share – diluted	0.12	0.12	0.03	0.23	0.50
2012					
Net revenues	\$ 8,634,442	\$ 7,831,364	\$ 8,656,390	\$ 9,911,701	\$ 35,033,897
Gross profit	5,016,144	4,560,969	5,293,736	5,750,164	20,621,013
Operating expenses	2,232,864	2,397,738	2,485,690	2,564,791	9,681,083
Income tax expense (benefit)	71,385	226,836	273,839	(5,079,358)	(4,507,298)
Net income	2,659,944	1,904,429	2,549,743	8,185,205	15,299,321
Net income per common share – basic	0.10	0.07	0.09	0.29	0.55
Net income per common share – diluted	0.09	0.07	0.09	0.29	0.53

Officers

Karen King
President
and Chief Executive Officer

Michele Greco
Vice President
and Chief Financial Officer

Michael Pope
Vice President, U.K. and
Malaysian Operations

William R. Gargiulo, Jr.
Secretary

Janet Lee
Controller

Board of Directors

O.B. Parrish
Chairman of the Board
Former Chief Executive Officer
The Female Health Company
Chicago, Illinois

William R. Gargiulo, Jr.
Vice President (retired)
and Secretary
The Female Health Company
Chicago, Illinois

Donna Felch
Former Vice President
and Chief Financial Officer
The Female Health Company
Chicago, Illinois

David R. Bethune
Former Executive Chairman
Zila, Inc.
Phoenix, Arizona

Stephen M. Dearholt
Partner
Insurance Processing Center
Milwaukee, Wisconsin

Mary Margaret Frank, Ph.D.
Associate Professor
University of Virginia
Darden Graduate School
of Business
Charlottesville, Virginia

Andrew Love
Chairman
Love Savings Holding Company
St. Louis, Missouri

Richard E. Wenninger
Former Chairman
Wenninger Company, Inc.
Milwaukee, Wisconsin



Additional Information

Corporate Headquarters

515 North State Street
Suite 2225
Chicago, Illinois 60654
312.595.9123

U.K. Global Operations

3 Mansfield Road
Western Avenue Business Park
London W3 0BZ
England
011-44-208-965-2813

Manufacturing Locations

Cheras Jaya, Balakong
Selangor D.E., Malaysia

Hindustan Lifecare Limited
Plot 16-A/1, CSEZ
Kochi, 682037, India

Web Addresses

www.femalehealth.com
www.fc2.us.com
www.fc2training.com
www.femalecondom.org

E-mail Address

fhcinvestor@femalehealthcompany.com

Transfer Agent and Registrar

Computershare Investor Services
Chicago, Illinois

Independent Auditors

McGladrey LLP
Chicago, Illinois

Legal Counsel

Reinhart Boerner Van Deuren s.c.
Milwaukee, Wisconsin

Stock Exchange Listing

NASDAQ Capital Market, under the trading
symbol "FHCO"

Inquiries

Shareholders, prospective investors,
stockbrokers, financial analysts and other
parties seeking additional information about
The Female Health Company (including
Securities and Exchange Commission Form
10-K and Form 10-Q Reports) should contact
Investor Relations at 312.595.9123, ext. 232.

Send an e-mail request to:

fhcinvestor@femalehealthcompany.com

Or write to:

Investor Relations
Michele Greco
The Female Health Company
515 North State Street
Suite 2225
Chicago, Illinois 60654



The Female Health Company

515 North State Street
Chicago, Illinois 60654
www.femalehealth.com

Copyright © 2014 The Female Health Company. All rights reserved.