



Solventum at a Glance


At Solventum, we enable better, smarter, safer healthcare to improve lives. Across our businesses – Medical Surgical, Dental Solutions, Health Information Services (HIS) and Purification & Filtration (P&F) – we have strong positions in diverse and growing markets, trusted and recognized brands, and global commercial scale and reach.

 **70+**
year history of innovation





 **20,000+**
employees¹

 **6,500+**
patents issued

 **100,000+**
customers and channel partners globally in 90+ countries



Business Segments at a Glance

	Total company sales ²	Addressable market size (2024) ³	Expected market growth rate CAGR (2025-2029)	Growth Driver
<div>MedSurg Provides advanced wound care, infection prevention and surgical supplies that are intended to accelerate healing, prevent complications and lower the total cost of care globally</div> 	56%	\$~31B	4-5%	Negative Pressure Wound Therapy I.V. Site Management Sterilization Assurance
<div>Dental Solutions Provides the most comprehensive dental solutions for patients to enjoy healthy, beautiful smiles through game-changing innovation</div> 	16%	\$~19B	3-5%	Core Restoratives
<div>HIS Delivers innovative software solutions and services, designed to eliminate revenue cycle waste, create more time to care and support the shift to value-based care</div> 	16%	\$~10B	5-6%	Revenue Cycle Management
<div>P&F Provides filters and membranes for use in the manufacturing of biopharmaceutical and medical technologies, microelectronics and food and beverage products, as well as filtration for cleaner drinking water</div> 	On Feb. 25, 2025, we announced the sale of our Purification & Filtration business to Thermo Fisher Scientific Inc. We expect to close the transaction by the end of fiscal year 2025.			

1. Employees and patents issued excludes P&F segment
2. Calculated as % of Q1 2025 net sales
3. Market size and Market growth informed by management estimates, primary market data, third-party industry reports, peer reporting, and external consulting firms

Q1 Financial Highlights*

*See non-GAAP financial measures and reconciliation schedules included in our Earnings Release dated May 8, 2025, which can be found on our investor relations website

Sales
\$2.1B +2.6% total sales growth
+4.3% organic sales growth

Diluted Adjusted EPS
\$1.34

Diluted GAAP EPS
\$0.78

Operating Cash Flow
\$29M

Four consecutive quarters of positive growth and sequential improvement

Segment Highlights

Strong Progress Propelled by Growth Drivers

MedSurg

+3.4% total sales growth | **+6.0%** organic

driving adoption of V.A.C. Peel and Place Dressing and key customer conversions in I.V. Site Management

Dental

(2.1%) total sales growth | **+0.4%** organic

with positive traction in Core Restoratives

HIS

+3.6% total sales growth | **+3.9%** organic

advancing Revenue Cycle Management through autonomous coding

P&F

(0.9%) total sales growth | **+2.2%** organic

with robust demand for bioprocessing solutions reflecting value of business' differentiated technology

Updated 2025 Guidance

Reflects Strong Momentum⁴

Organic Sales Growth

increased 50 bps
+1.5% to +2.5%

Adjusted EPS

\$5.45 to \$5.65
(no change)⁵

Free Cash Flow

\$450M to \$550M

4. Note: Guidance is for the whole company, including the Purification and Filtration business, which is held for sale until the transaction closes, expected before the end of the year.
5. Note: Strong performance in Q1 and expected business momentum, combined with the reduced expected impact of foreign exchange and other mitigating items, are expected to enable Solventum to absorb any evolving trade policy impact within our prior EPS guidance range.



Forward Looking Statements

This communication and other materials Solventum has filed or will file with the U.S. Securities & Exchange Commission (and oral communications that Solventum may make) contain or incorporate by reference statements that relate to future events and expectations and, as such, constitute forward-looking statements that involve risk and uncertainties. Forward-looking statements include those containing such words as “anticipates,” “believes,” “could,” “estimates,” “expects,” “forecasts,” “goal,” “guidance,” “intends,” “may,” “outlook,” “plans,” “projects,” “seeks,” “sees,” “should,” “targets,” “will,” “would,” or other words of similar meaning. All statements that reflect Solventum’s expectations, assumptions or projections about the future, other than statements of historical fact, are forward-looking statements, including, without limitation, forecasts relating to discussions of future operations and financial performance (including volume growth, pricing, sales and earnings per share growth and cash flows) and statements regarding Solventum’s strategy for growth, future product development, regulatory clearances and approvals, competitive position and expenditures. Forward-looking statements are not guarantees of future performance and are subject to risks, uncertainties, and changes in circumstances. Actual future results and trends may differ materially from historical results or those reflected in any such forward-looking statements depending on a variety of factors. Solventum assumes no obligation to update or revise such statement, whether as a result of new information, future events or otherwise, except as required by applicable law. A further description of these factors is located under “Cautionary Note Regarding Forward-Looking Statements” and “Risk Factors” in Solventum’s Annual Report on Form 10-K for the year ended December 31, 2024. Solventum assumes no obligation to update any forward-looking statements discussed herein as a result of new information or future events or developments.

Non-GAAP Financial Measures

In addition to reporting financial results in accordance with U.S. GAAP, Solventum also provides non-GAAP measures that we use, and plan to continue using, when monitoring and evaluating operating performance and measuring cash available to invest in our business. The adjusted measures are not in accordance with, nor are they a substitute for, GAAP measures. These non-GAAP financial measures are supplemental measures of our performance and our liquidity that we believe help investors understand our underlying business performance and Solventum uses these measures as an indication of the strength of Solventum and its ability to generate cash.

Solventum calculates forward-looking non-GAAP financial measures, including organic sales growth, adjusted operating income, adjusted operating income margin, adjusted effective tax rate, adjusted earnings per share, and free cash flow based on internal forecasts that omit certain amounts that would be included in GAAP financial measures. Solventum does not provide reconciliations of these forward-looking non-GAAP financial measures to the respective GAAP metrics as it is unable to predict with reasonable certainty and without unreasonable effort certain items such as the impact of changes in currency exchange rates, impacts associated with business acquisitions or divestitures, and the timing and magnitude of restructuring activities, among other items. The timing and amounts of these items are uncertain and could have a material impact on Solventum’s results in accordance with GAAP.

The Q1 2025 financial statements and financial information, including reconciliations of non-GAAP financial measures, are available on Solventum’s website: investors.solventum.com.