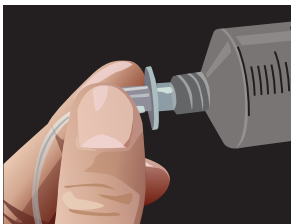


Why Choose Precision Tubing Sets?

Of the many benefits Precision offers, one of the most unique is DynEQ™. The unique flow restriction of Precision combines with the constant safe pressure of the FREEDOM60® and FreedomEdge® to respond in real time to a patient’s infusion site. If infusion site pressure increases, the system responds by tapering down the infusion - immediately and automatically.

How to use Precision Flow Rate Tubing™ sets:

1 Connect Syringe



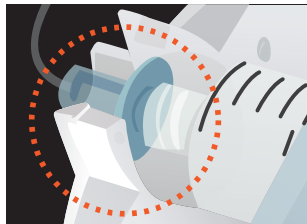
Connect the luer disc end of the tubing set to the syringe.

2 Connect Set




Connect the male end of the tubing set to the indwelling catheter (IV) or needle set (Sub-q).

3 Check Luer Disc



When inserting the syringe into syringe driver, make sure the tubing luer disc is fully seated in the driver’s nose.

4 Emergency



To immediately stop flow, in an emergency, pull the tubing through the slide clamp.

Safe and Accurate:

- Designed for consistent flow rates, with no free-flow, bolus or overdose of medication
- Luer disc helps prevent contamination. Freedom Syringe Drivers are designed not to work unless a set with this disc is present.
- Low residual volumes and precise tubing dimensions help to achieve desired flow rate
- Emergency slide clamp included with every set
- Made in the USA with highest level of quality control for defect-free product

Versatile and Consistent:

- Can be used for various administrations
- Combine different flow rate tubings to achieve custom flow rate
- Sets from F0.5-F2400 offer precise infusion rates for variety of administration times
 - Use the KORU Flow Rate Calculator, korucalculator.com, to help determine the appropriate tubing set for desired infusion duration
- Low residual volumes
 - Consistent delivery of medication
 - Full therapeutic dose without wasted drug, ≤ 0.16 ml

Ordering Information - box of 50

Very Low Flow



Low Flow



High Flow (sub-q flow rates)



Low Flow Rate Kit

Item # L20KT

Contains: (3) F30 (2) F45
(8) F60 (4) F120 (3) F180

High Flow Rate Kit

Item # H20KT

Contains: (2) F275 (5) F600
(5) F900 (4) F1200 (4) F2400

Technical Specs

Tubing:

Length: 6" -72" (152 mm-1829 mm)

System:

Accuracy: +/- 15%

Residual volume: <0.4 ml

Max. operating pressure: 15 psi (1.03 bar)

Residual Volumes:

- **Very low flow** ≤ 0.14 ml: F0.5, F1, F2, F3, F3.8, F5, F8, F10, F15
- **Low flow** ≤ 0.16 ml: F30, F45, F60, F120, F180
- **High flow** ≤ 0.15 ml: F275, F420, F500, F600, F900, F1200, F2400

Other Products:



FREEDOM60® Syringe Infusion System
for larger infusion doses, 60 ml syringe



24" Extension Tubing Set (FEXT)
for those who need a longer length



FreedomEdge® Syringe Infusion System
for smaller infusion doses, 20 ml and 30 ml syringes



HiGH-Flo Subcutaneous Safety Needle Sets™
available in 24G and 26G, 4 mm-14 mm lengths and 1-6 needle leg sets