

The Huntsman Story: The Right Strategy, The Right Execution, The Right Board

Huntsman Corporation
(NYSE – HUN)

March 2022

Huntsman Aggressively And Successfully Transformed The Portfolio, Enhanced The Financial Profile, And Refreshed The Board

1

Transformational Strategy to Deliver Higher Margin Differentiated and Sustainable Solutions

- A. Exited volatile commodity businesses, made organic investments, and targeted bolt-on acquisitions in differentiated markets
- B. Targeted higher-growth end markets while addressing customer needs for innovation, sustainability, and reduced carbon footprints
- C. Drove margin improvement across business lines through relentless focus on pricing, cost, and prioritizing value over volume
- D. Created clear path to deliver incremental +300bps of Adj. EBITDA margin expansion over next 24-36 months

2

Operational, Portfolio, and Financial Transformation Executed By Management and Overseen by the Board

- A. Deleveraged balance sheet to achieve investment grade rating – improving financial flexibility and enabling balanced cash allocation strategy
- B. Built track record of setting – and achieving – robust financial and operational targets
- C. Record results validate strategy and execution, exceeding analyst and investor expectations even amid pandemic
- D. Delivered industry-leading 5-year TSR – and continue to significantly outperform despite Starboard's distraction

3

Refreshed and Fit-for-Purpose Board Overseeing Differentiated, Downstream Focus and Driving Further Transformation

- A. Assembled experience, expertise, and diversity critical to overseeing Huntsman's transformed portfolio and continuing long-term success
- B. Appointed eight new independent directors since 2018, completing refresh underway long before Starboard appeared
- C. Ensured alignment and accountability through shareholder-friendly and peer-leading corporate governance profile
- D. Implemented new compensation plan to ensure delivery of 2021 Investor Day targets

4

Starboard's Campaign is Unnecessary, Unwise, and Risks Value Destruction

- A. Unnecessary: Starboard has publicly supported Huntsman's financial targets, capital allocation, and portfolio transformation
- B. Unwise: Starboard's nominees do not offer incremental or relevant expertise to oversee transformed business
- C. Risks Value Destruction: Starboard's disastrous history in chemical sector demonstrates that its playbook does not work
- D. Ill-timed: Risks losing substantial momentum coming out of record year

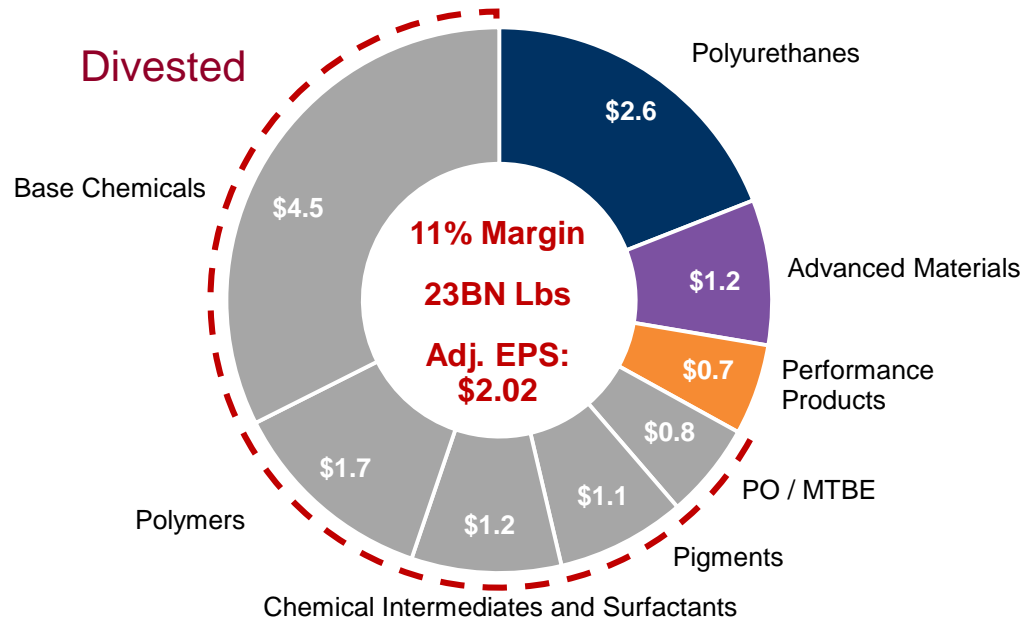
1

**Transformational Strategy To Deliver Higher
Margin Differentiated And Sustainable Solutions**

1 Transformed Portfolio Positions Huntsman For Commercial And Financial Success

2005:
Disparate and Commodity-Heavy

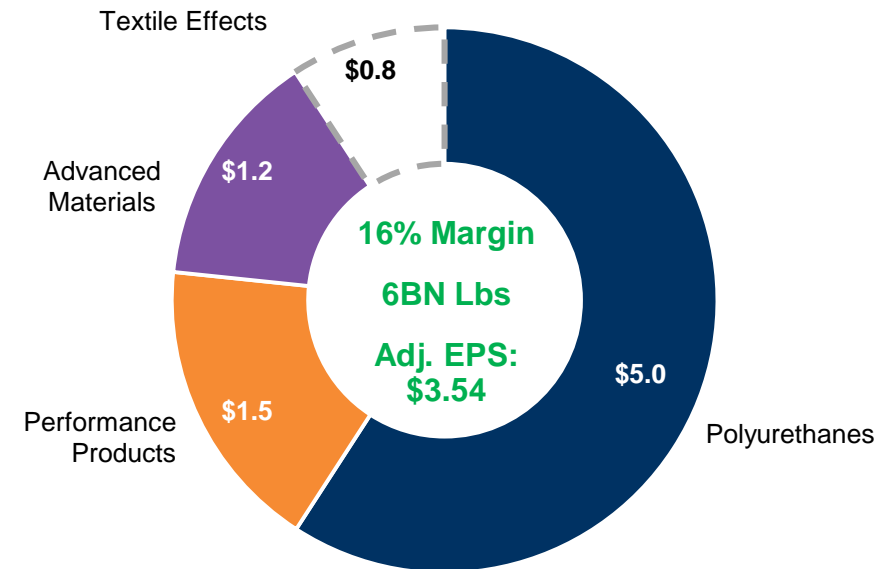
(Gross Sales), \$BN



- ✗ Non-differentiated
- ✗ Commodity-pricing dependent
- ✗ Capital intensive
- ✗ Volatile

Today:
Differentiated Products Anchored by Megatrends

(Gross Sales), \$BN



- ✓ Differentiated products focused on innovation and customer needs
- ✓ Addresses increasing demand for sustainable solutions, creating opportunity for premium pricing
- ✓ Positioned for higher-growth and higher-value end markets
- ✓ Higher margin and higher cash generation
- ✓ Less capital intensive
- ✓ Lower volatility


Note: Division details exclude \$789MM in 2005 and \$32MM in 2021 for intercompany eliminations.

1.A Performance Products: Value Over Volume Strategy Drives Value Creation and Margin Improvement

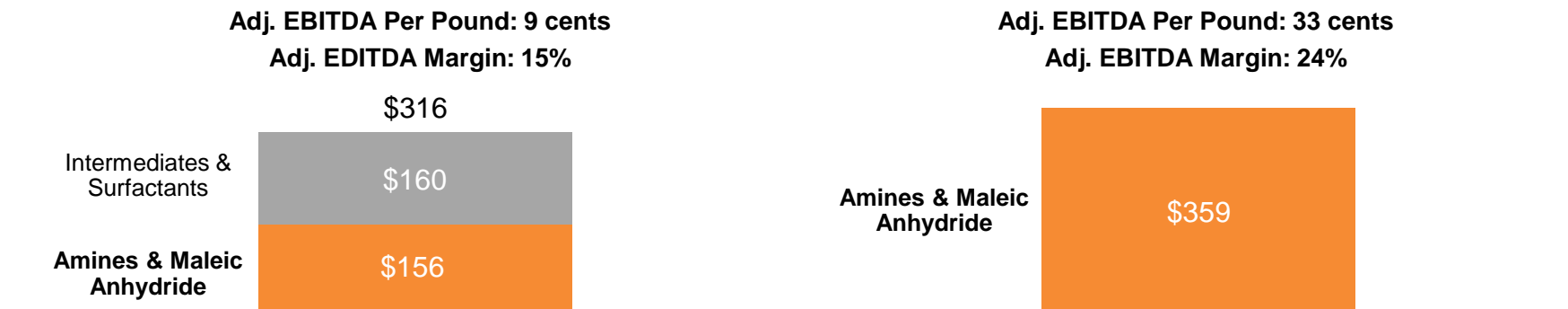
2016: Disparate and Commodity-Heavy

2021: Value Oriented

Volume in LBS (BN)



Adj. EBITDA (\$MM)



- In January 2020, we sold our Chemical Intermediates and Surfactants businesses for approximately \$1.9 billion.
 - For Performance Products, the divestiture comprised large volume commodity products, including Ethylene, Ethylene Oxide, Ethylene Glycol, and Surfactants.
- The remaining business is focused on leading positions in Amines & Maleic Anhydride.
- This new portfolio, combined with commercial excellence and a strategy of value rather than volume, has increased Adj. EBITDA per pound of product sold by almost 4x since 2016.
- In our Performance Products division we are now making higher Adj. EBITDA with 70% less volume.

Prime example of portfolio transformation focusing on value over volume strategy

1.A Divested ~40% Of Portfolio Since 2016 While Adding Targeted, High-Margin Businesses

Acquisitions



Apr. 2018



Sept. 2019



Feb. 2020



May 2020



Jan. 2021

~\$1.4BN in accretive bolt-on acquisitions since 2018 at <7x synergized multiple

By 2023, we will have delivered Adj. EBITDA including synergies of >\$200MM and >20% Adj. EBITDA margin from acquired businesses

Capitalized on sustainability and energy conservation megatrends to become a leading global spray foam supplier

Broadened differentiated chemicals portfolio and transitioned away from commodity chemicals

Divestitures



Aug. 2017

Separated via IPO with proceeds of ~\$1.9BN

Pursued strategic M&A to scale up TiO₂ ahead of exit

Jan. 2020

Chemical Intermediates and Surfactants business

\$1.9BN
8.0x EV/Adj. EBITDA

Divested commodity chemical assets to shift focus to specialty businesses

Nov. 2020

DIY India business

\$285MM
15.0x EV/Adj. EBITDA

Always looking at portfolio to sharpen focus on core assets

Dec. 2021

Announced review of strategic options for Textile Effects

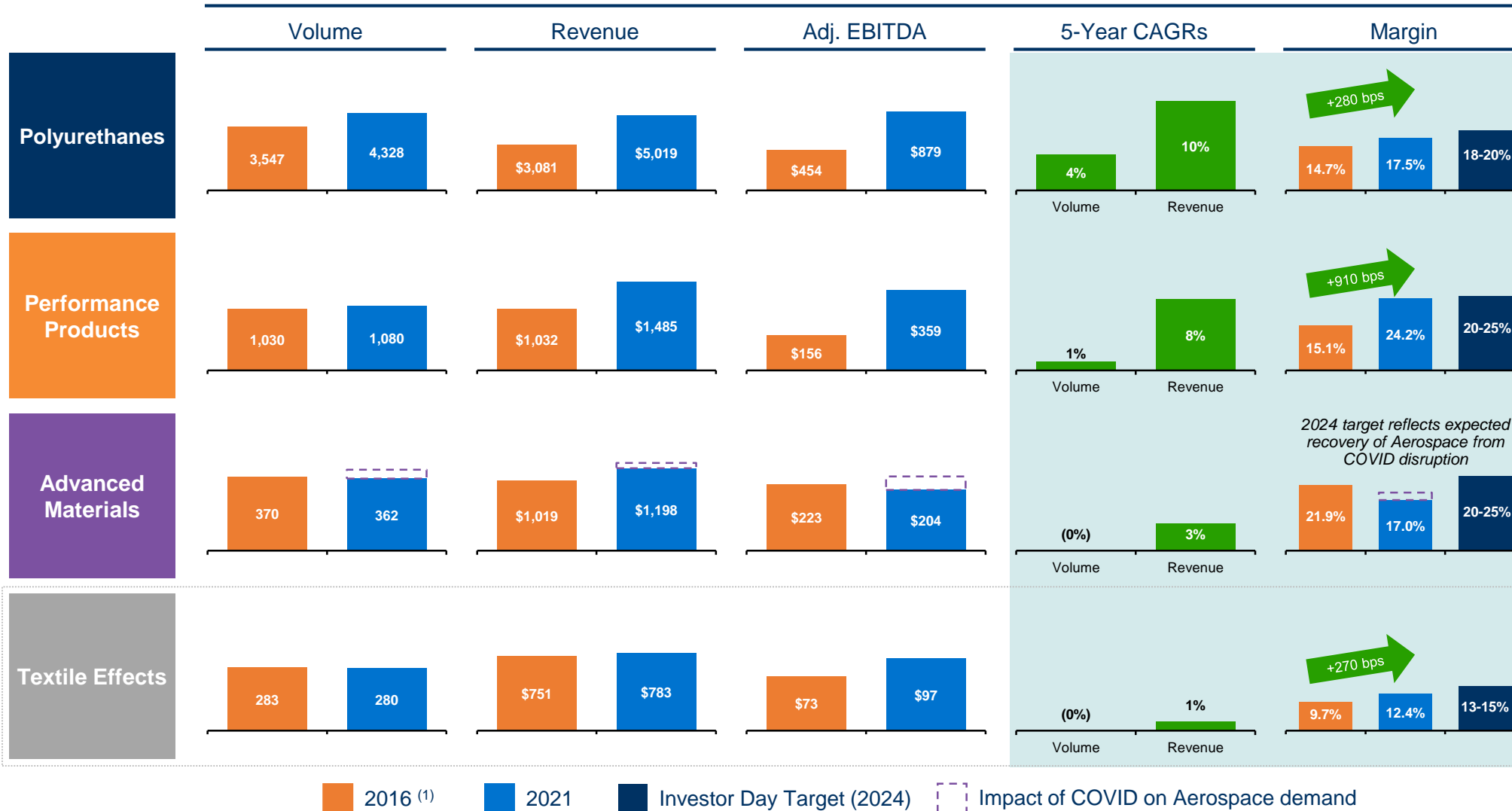
Transitioned balance sheet to investment grade using net proceeds of ~\$3.8BN from divestitures since 2016

"...doing the basics, doing them right, taking the cyclicality out, continuing to look at your portfolio – pruning that portfolio and adding downstream non-cyclical cash-generating assets – over time, I think you'll be rewarded for."

*Peter Huntsman
2019 Goldman Sachs
Industrials and Materials
Conference*

1.A Differentiated Portfolio Improves Margins By Focusing On Value Over Volume

2016 – 2021 Performance



- Huntsman’s differentiated portfolio focuses on maximizing value by providing innovation, technical services, and sustainable solutions—unlike a commodity chemical manufacturer’s focus on maximizing volume.
- Focus on value over volume has driven significant gain in margins and grown Adj. EBITDA while shrinking volumes.
- Selective divestment and exit of lower-margin businesses was critical to this strategy’s success.
- Expect significant improvement in Advanced Materials as aerospace market recovers to at least pre-COVID levels.

(1) Adjusted for discontinued operations.

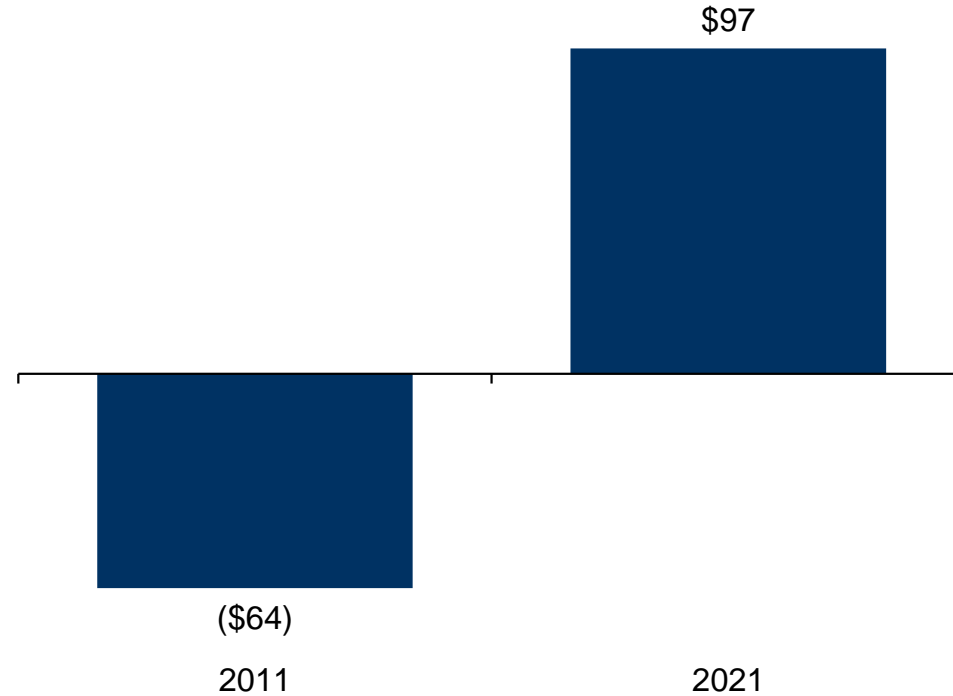
1.A Transformed Textile Effects Business Now Primed For Value-Maximizing Sale

Focused on Value Creation Potential Before Turning to Value Maximization

- Business represented significant opportunity to create shareholder value
- Reoriented business to provide and capture value through differentiated products and Huntsman’s technical service team:
 - Bottom-sliced low-margin, non-differentiated customers to focus on value over volume
 - 2/3 of portfolio now based on sustainable solutions
 - Textile Effects’ technology enables a 50% reduction in water and energy use during textile processing
- Significant investments to optimize assets:
 - Implemented \$120MM restructuring plan
 - Relocated business from Europe to Asia
 - Rationalized manufacturing and sales footprint

Timing is Critical to Value Maximization

(Adj. EBITDA, \$MM)



Announced review of strategic alternatives on December 28, 2021

HUNTSMAN

Enriching lives through innovation

“...this is a business that we purchased for less than working capital quite a few years ago. It was losing about \$70 million of EBITDA at the time.”

*Peter Huntsman
2021 Investor Day*

“We chose to turn it around and to change the business and improve the business. ...I believe this business sometime over the next 2 years will be pushing \$90 million to \$100 million in EBITDA.”

*Peter Huntsman
2017 Jefferies Industrials Conference*

1.B Portfolio Meets Growing Demand For Sustainable Products And Lower-Carbon Footprints

Reoriented Toward Emerging Demand for Differentiated Chemical Products

		Polyurethanes	Performance Products	Advanced Materials	Textile Effects
Energy Conservation, Alternative Energy, and Storage	High performing insulation	🌿	🌿		
	Smarter, more efficient power grid			🌿	
	Electric vehicle battery solvents and motor encapsulation		🌿	🌿	
	Wind energy (resins, hardeners, and adhesives)		🌿	🌿	
	Light weighting (transportation, industrial)	🌿	🌿	🌿	
	Low energy consumption in processing		🌿	🌿	🌿
	High performance polyurethanes panel insulation used in cold chain / food preservation	🌿			
	Polyurethanes pipe insulation used to improve industrial insulation and drive emission reduction	🌿			
Emissions Reduction	Low-VOC emission products	🌿	🌿	🌿	🌿
	Cleaner fuels and natural gas treating		🌿		
Waste Reduction	Water-reducing and zero discharge dyes and inks				🌿
	Upcycling PET (e.g., plastic bottles) to polyester polyols	🌿			
2021 Sales Revenue		\$5.0BN	\$1.5BN	\$1.2BN	\$0.8BN
2021 Adj. EBITDA/Margin		\$879MM / 18%	\$359MM / 24%	\$204MM / 17%	\$97MM / 12%

Announced review of strategic alternatives on Dec 28, 2021

HUNTSMAN

Enriching lives through innovation

Emerging Customer Needs Are Driving Our Growth

Reduce Energy Consumption

Huntsman's spray polyurethane foam reduces consumers' energy costs by 25% while helping reduce the 40% of energy demand consumed by homes and buildings.

Improve Fuel Efficiency

Huntsman's foams, specialty adhesives, and additives help make all forms of transportation lighter and more fuel efficient and our ultra pure ethyl carbonate helps increase the lifespan of lithium batteries.

Improve Alternative Energy Production

Huntsman's performance amines and advanced adhesives are used in the manufacture and repair of windmills and our specialty encapsulation formulations help make the power grid smarter and more efficient.

Enable Water Conservation

Huntsman's AVITERA® SE dyes help make textile production more sustainable by reducing water consumption up to 50%.

1.B Differentiated Portfolio Supplies Demand For Net-Carbon-Neutral Solutions

**Polyurethanes:
SPF**
Improving Efficiency of Buildings & Homes



Our Spray Polyurethane Foam is one of the most efficient insulants and uses recycled PET content to reduce air intrusion into homes and buildings and decrease energy used for heating and cooling

One ton of our Spray Polyurethane Foam goes into solutions which...

**Require Only
1.2tns CO₂e to build**



**Avoid
10tns CO₂e**



**Deliver a
8x return on invested carbon**

**Performance Products:
Specialty Amines**
Enabling Alternative Energy



Our specialty amines make the blades of a wind turbine longer so they are more economical

One ton of our Performance Products Polyetheramines go into solutions which...

**Require Only
625tns CO₂e to build**



**Avoid
30,000tns CO₂e**



**Deliver a
48x return on invested carbon**

**Advanced Materials:
Aerospace**
Improving Energy Efficiency



Our resins and hardeners reduce the weight of an airplane by 20% to improve design flexibility (e.g. blended winglets) and further improving fuel efficiency

One ton of our Advanced Materials Resins and Hardeners go into solutions which...

**Require Only
350tns CO₂e to build**



**Avoid
14,000tns CO₂e**



**Deliver a
40x return on invested carbon**

Adj. EBITDA Margin: ~20%

Adj. EBITDA Margin: ~20%

Adj. EBITDA Margin: ~30%

- Huntsman's products enable a net-carbon-neutral future.
- The CO₂ required to produce Huntsman's products is dwarfed by the carbon savings.
- Throughout Huntsman's portfolio transformation, investments to support sustainability have been a core strategic focus.

1.B Differentiated Polyurethanes Strategy Led To Market Leadership, Premium Pricing In Attractive Global Market

Global Challenge

The world needs efficient and sustainable means of conserving energy used in buildings

>40% of world's energy is consumed by homes and buildings

Solution: Huntsman's Spray Polyurethane Foam

Use of SPF can reduce energy consumption by 50% by providing thermal, air, water, and vapor barrier in a single product that contains renewable and recyclable content and is suitable for both new build and retrofit construction



Careful Branding Created Premium Positioning

DEMILEC
Acquired April 2018
\$350MM



ICYNENE LAPOLLA
Acquired Feb 2020
\$350MM



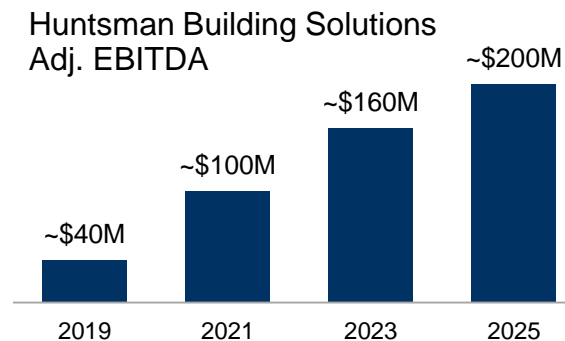
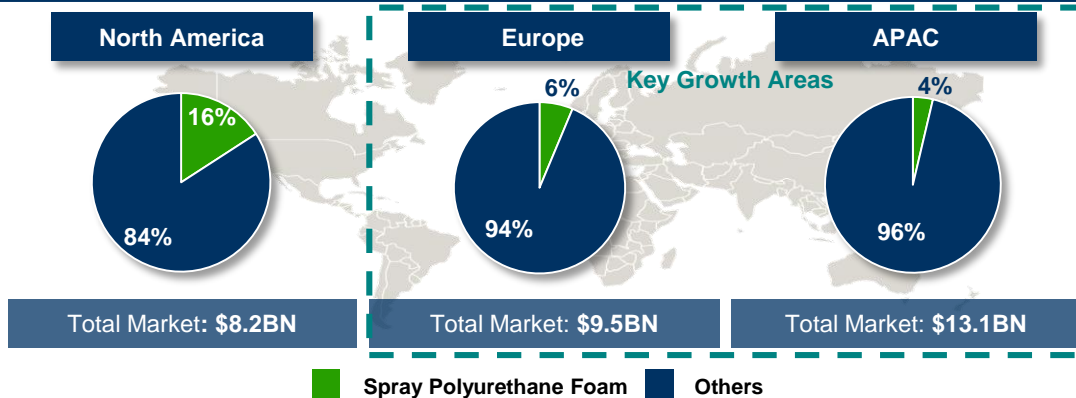
HUNTSMAN

BUILDING SOLUTIONS

Created May 2020

Global market leader in high-performance building insulation solutions

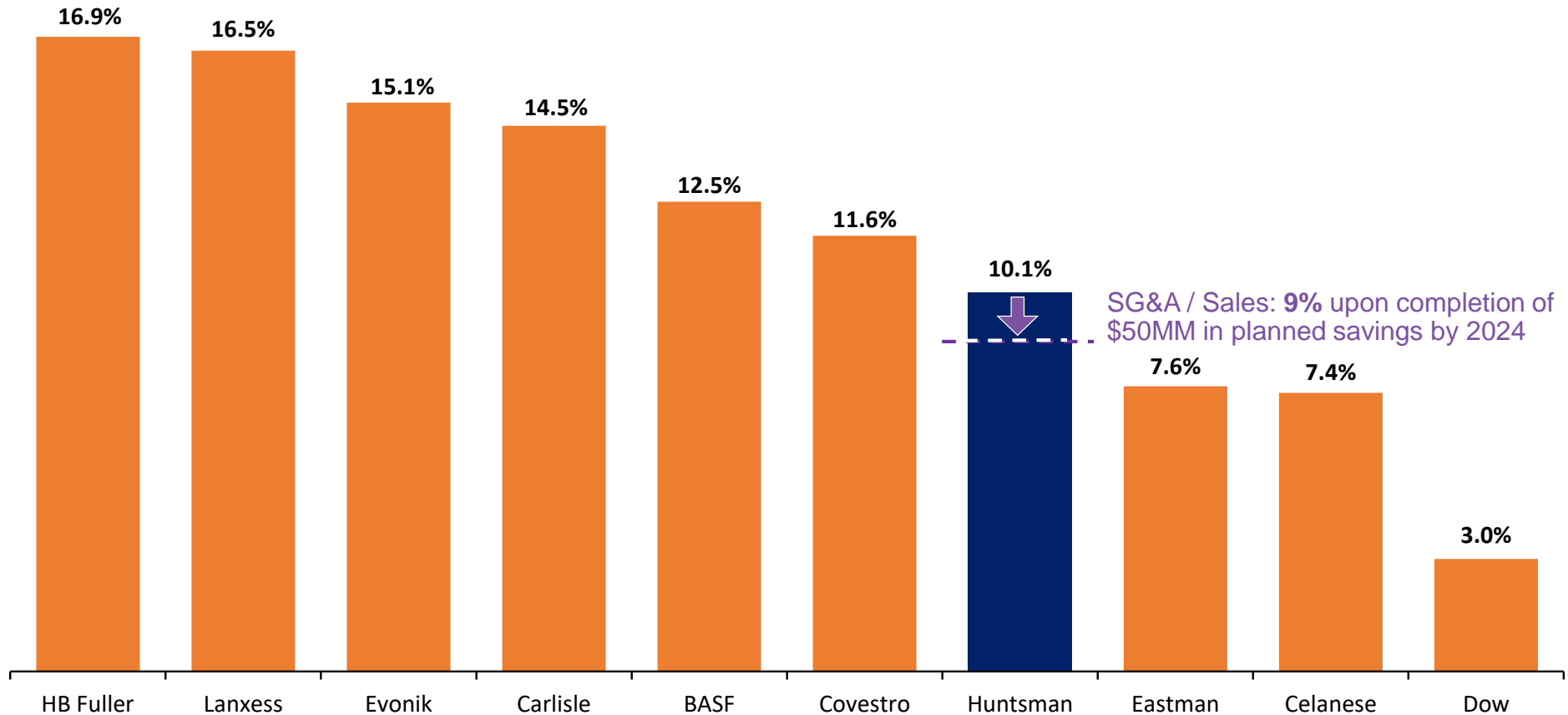
Significant Long-Term Growth Opportunities



- Huntsman is now a global provider of high-performance building insulation solutions in market growing at >2x GDP:
 - ✓ Leading global spray polyurethane manufacturer.
 - ✓ #1 North American supplier of Spray Polyurethane Foam.
 - ✓ Strong presence in key European and Asian markets.
- 37% Adj. EBITDA CAGR since first investment in 2018.
- Back integrated into key raw materials, providing technology access and security of supply.

1.C Relentless Focus On Cost Control Leads To Margin Enhancement

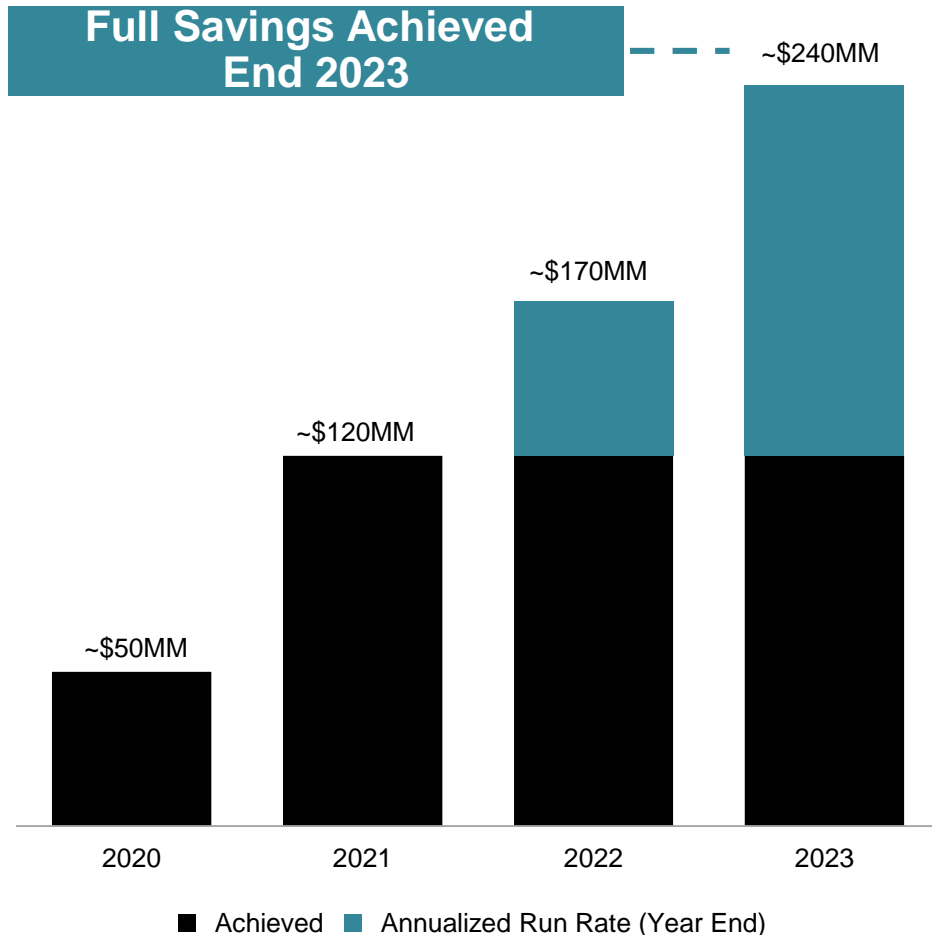
LTM SG&A % of Revenue



- SG&A cost control a key contributor in strategy to drive Adj. EBITDA margins to 18% - 20%.
- Ended full year 2021 SG&A at ~10% of sales.
- Actionable plan to reduce SG&A by incremental ~\$50MM expected to drive SG&A / Sales to ~9%.

1.C Identified Cost Savings And Synergies Drive Significant Near-Term Margin Expansion

Half of ~\$240MM Identified Cost Savings and Synergies Now Achieved, with Remainder by End of 2023



Announced Initiatives	Benefits	Expected Completion
M&A Synergies	~\$55MM	Q1 2023
2020 Optimization Initiatives	~\$85MM	Q1 2023
Polyurethanes Optimization	~\$60MM	End of 2023
GBS Expansion	~\$20MM	End of 2023
Supply Chain Optimization	~\$20MM	End of 2023
Total	~\$240MM	

Year	2020	2021	2022	2023	2024
Cumulative In Year Impact	~\$30MM	~\$100MM	~\$140MM	~\$200MM	~\$240MM

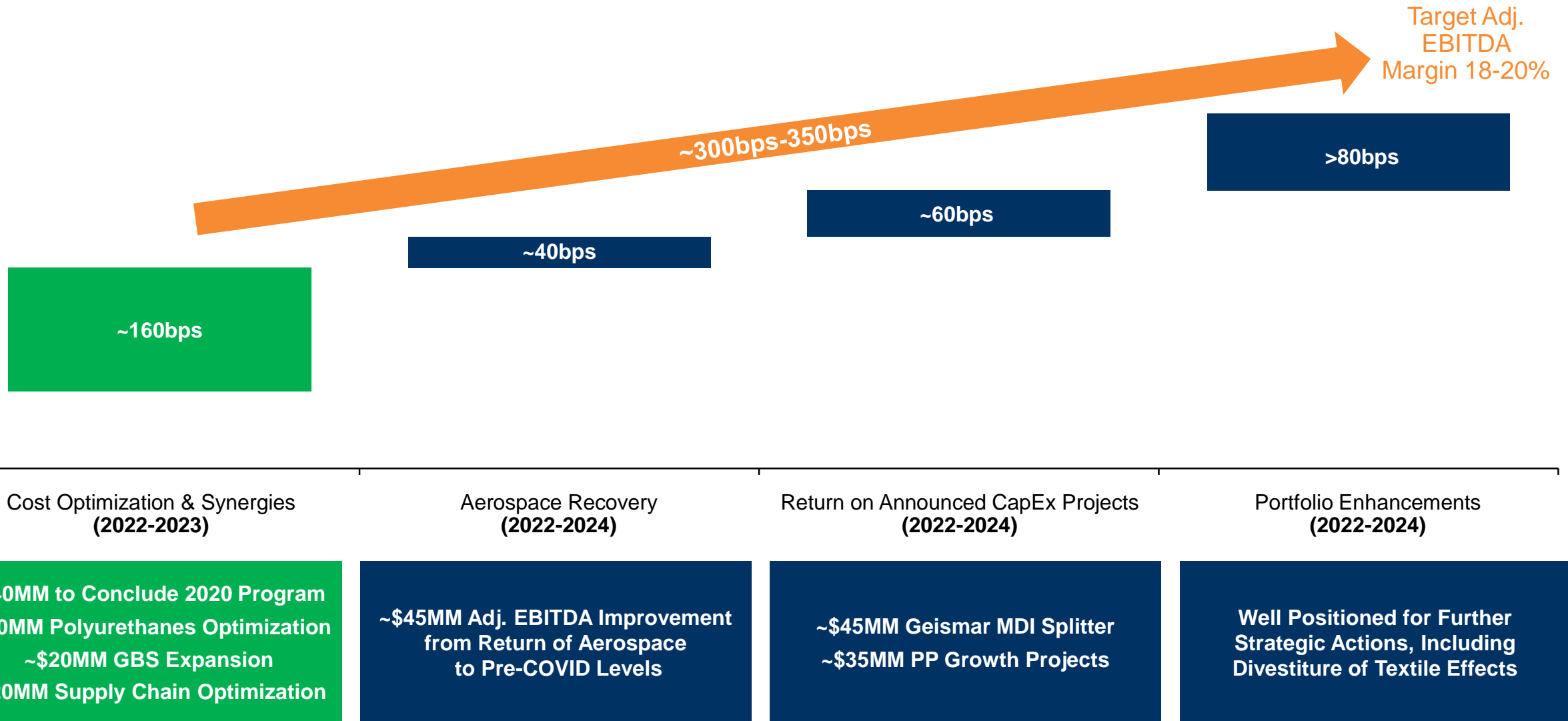
+\$140MM, ~160bps

Announced initiatives will be completed by end of 2023

Track Record of Execution

- \$100MM benefits delivered in 2021
- Year end annualized run rate at \$120MM
- M&A site consolidation
- Polyurethanes network rationalization
- Division cost savings initiatives
- Back office synergies

1.D Clear Line Of Sight To Additional 300+ bps Of Adj. EBITDA Margin Within 36 Months



Cost Optimization & Synergies
(2022-2023)

~\$40MM to Conclude 2020 Program
~\$60MM Polyurethanes Optimization
~\$20MM GBS Expansion
~\$20MM Supply Chain Optimization

Aerospace Recovery
(2022-2024)

~\$45MM Adj. EBITDA Improvement
from Return of Aerospace
to Pre-COVID Levels

Return on Announced CapEx Projects
(2022-2024)

~\$45MM Geismar MDI Splitter
~\$35MM PP Growth Projects

Portfolio Enhancements
(2022-2024)

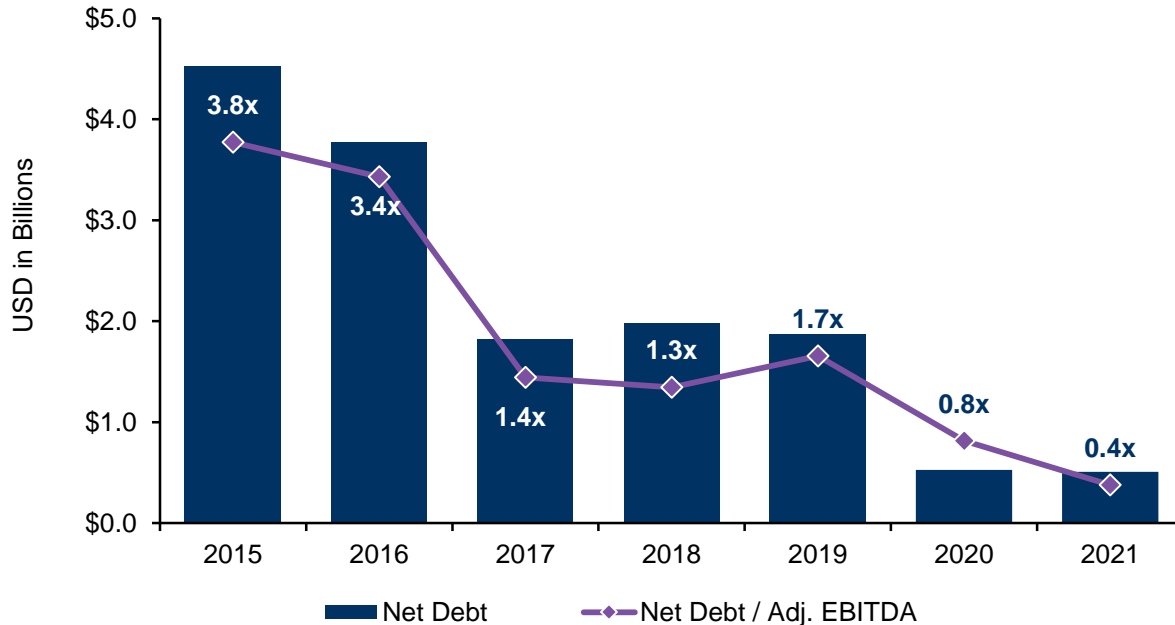
Well Positioned for Further
Strategic Actions, Including
Divestiture of Textile Effects

2

**Operational, Portfolio, And Financial
Transformation Executed By Management And
Overseen By Board**

2.A Transformed Balance Sheet From High Yield To Investment Grade To Provide Financial Flexibility

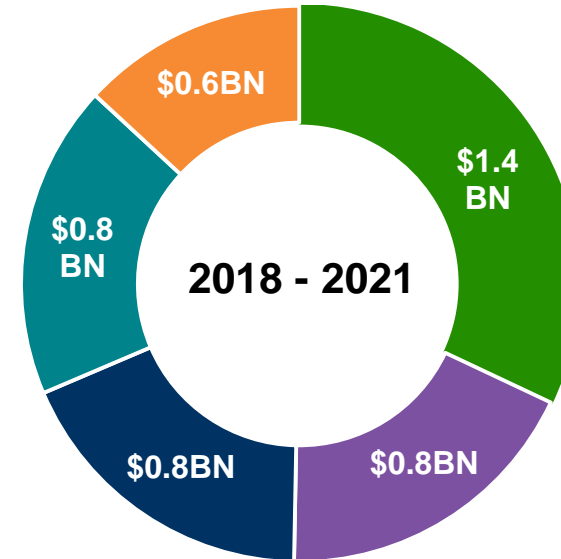
Significant Deleveraging Since 2015



Reduced Net Leverage from 3.8x to 0.4x and:

- Created **balance sheet flexibility**, enabling management to execute on **portfolio transformation and growth**
- **Removed leverage overhang** by improving credit rating from high yield to investment grade

Balanced Capital Allocation Since 2018



Growth Investments

- \$0.6BN in attractive, high growth organic investments

Accretive M&A

- Accretive bolt-on M&A (added \$200M+ Adj. EBITDA), with >20% Adj. EBITDA margins
- Acquired at an Adj. EBITDA multiple of <7.0x (post synergies)

Net Debt Paydown

- Improved credit rating from high yield to investment grade

Dividends

- Raised dividend by 50% from 2018 to 2021

Share Repurchases

- 11% net reduction in shares outstanding since 2017

2.A Balance Sheet Transformation Created Ability To Balance Growth With Capital Return

Growth Investments

- High return and differentiated growth projects
- \$180MM (60% of \$300MM annual capex budget) spent on growth projects with a >20% risk adjusted IRR
- Critical to continued transformation
- Key projects for electric vehicles, semiconductors, and low-VOC insulation in progress

Accretive M&A

- Strategic fit with portfolio of differentiated products and sustainable solutions
- Must have cost synergies, technology synergies, scalability, and commercial expansion potential
- Financial profile with high Adj. EBITDA margin and high FCF with low capital intensity
- Return threshold: risk adj. IRR greater than WACC + clear premium

Dividends

- Continue to prudently return capital to shareholders with competitive dividend
- Raised dividend by 15% in April 2021 to maintain attractive payout
- **Raised dividend a further 13% in Q1 '22**
- **Total dividend increase since 2018 now 70%**

Share Repurchases

- H2 '21 annualized \$400MM repurchases
- New \$1BN share repurchase program announced November 2021
- Expect to complete new program within 2 years

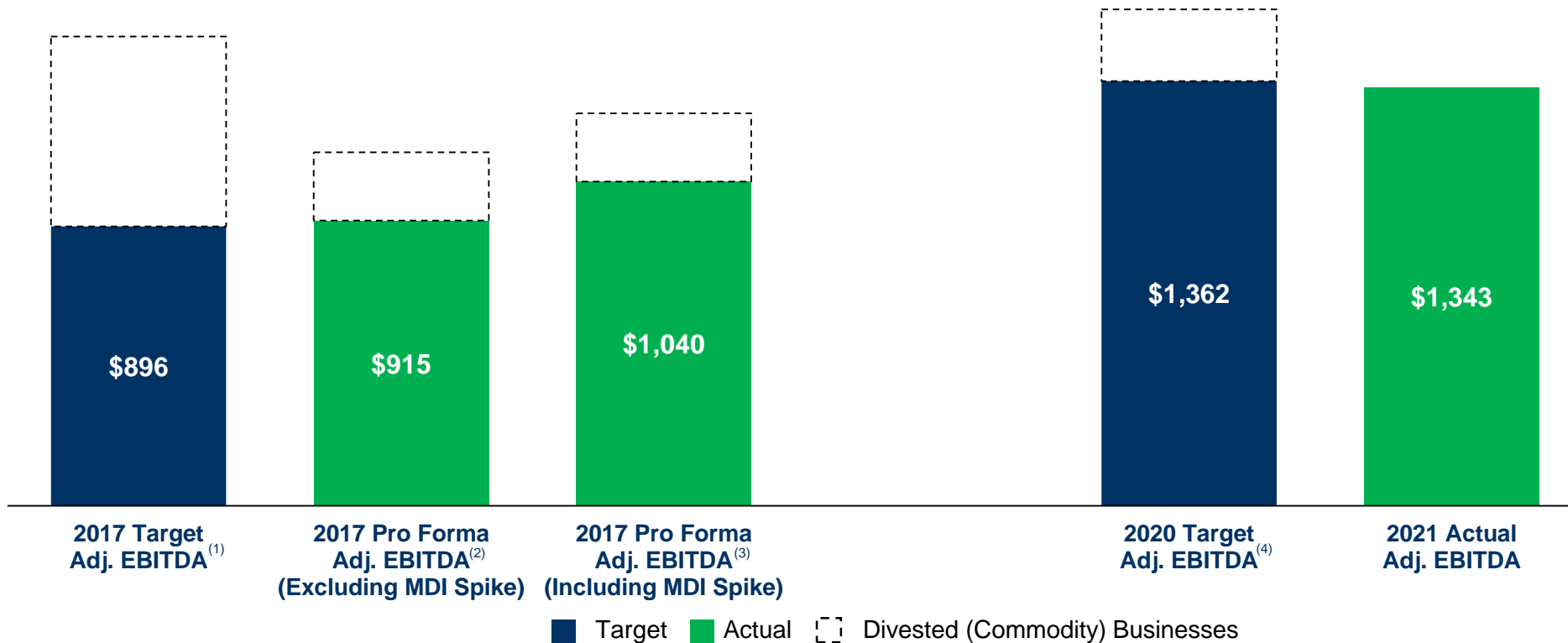
Maintaining Investment Grade Rating

provides flexibility to pursue opportunities to create shareholder value

2.B Setting The Record Straight: Huntsman Met Its Ambitious Targets From 2016 And 2018 Investor Days

Huntsman exceeded the 2016 Investor Day target on its portfolio of continuing businesses

Huntsman was within ~1% of the 2018 Investor Day target, despite the pandemic, by 2021



Starboard falsely claims that Huntsman has failed to deliver prior Investor Day commitments.

In reality, Huntsman:

- ✓ *exceeded* the 2016 Investor Day Adj. EBITDA target on its portfolio of continuing businesses by ~2% while simultaneously executing on its previously-communicated portfolio transformation.
- ✓ *was within ~1%* of the Adj. EBITDA on which its 2018 Investor Day target was based for its portfolio of continuing businesses despite global pandemic and supply chain disruptions.

(1) 2017 Target Adj. EBITDA from Huntsman's March 2, 2016 Investor Day was \$1,200 million - \$1,400 million plus an additional \$100 million - \$250 million from Pigments & Additives. Excluding the discontinued operations of Venator (Pigments & Additives), Chemical Intermediates & Surfactants, Huntsman's revised target would have been \$834 million - \$959 million. The graph represents the midpoint of \$896 million.
 (2) 2017 Proforma Adj. EBITDA represents actual Adj. EBITDA, excluding the discontinued operations of Chemical Intermediates & Surfactants and the \$125 million MDI short-term spike (as presented at the 2018 investor Day). Actual Adj. EBITDA including discontinued operations and the MDI short-term spike was \$1,259 million.
 (3) 2017 Proforma Adj. EBITDA represents actual Adj. EBITDA, excluding the discontinued operations of Chemical Intermediates & Surfactants. Actual Adj. EBITDA including discontinued operations was \$1,259 million.
 (4) 2020 Target Adj. EBITDA from Huntsman's May 23, 2018 Investor Day was approximately \$1,600. Excluding the discontinued operations of Chemical Intermediates & Surfactants, Huntsman's revised target would have been \$1,362 million.

2.C Market Reaction To Investor Day And Subsequent Announcements Demonstrate Huntsman's Credibility

Announced Share Repurchases, Aggressive Targets, New Incentive Compensation Plan to Drive Execution, Strategic Review of Textile Effects, Q4 Earnings Beat, and Q1 '22 Guidance Above Consensus

Share price outperformed S&P500 by 28.2%⁽¹⁾
 Consensus price target rose to \$46 a share (2/2022) from \$27 (12/2020)
 Analysts are bullish

HUN up to Buy

“We find merit in HUN’s argument, particularly in polyurethanes, **that it has improved its portfolio by exiting the PO/MTBE assets and focusing on more downstream applications** such as the spray foam insulation markets versus the more commodity polymeric MDI markets. **Despite the portfolio upgrading effort, a valuation gain has been elusive** even though HUN’s results do empirically demonstrate more stability than its more commodity-centric peers.”

Goldman Sachs December 2021

Solid Print into Investor Day

“We came away more positive on buybacks; we think Huntsman highlighted some interesting technology opportunities and the company laid out EBITDA/FCF targets that imply a materially higher 2024 earnings number than Bloomberg consensus. Which gets us back to the quote: **the market is currently discounting the potential for Huntsman to achieve these goals. Current valuation is too cheap for that quality of performance.**”

BARCLAYS November 2021

\$44 Price Target with Estimated 24% Upside

“We prefer HUN into 2022 given the company’s already-announced share repurchase program into 2022 (minimum ~\$300M, or ~4% of market cap) as well as the margin expansion the company should see in 2022E (~100bps Y/Y). **We believe the combination of synergies, cost reductions, and ramp up of share repurchases should allow the company to trade at a more favorable multiple.**”

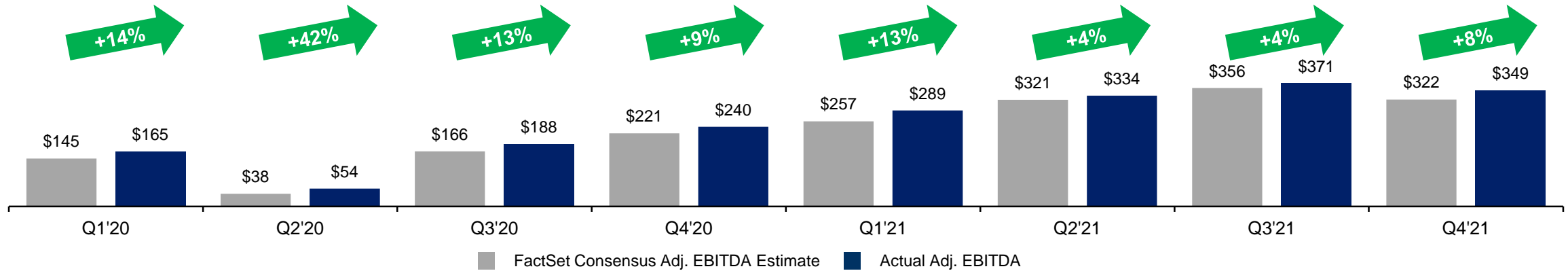
UBS January 2022

- Research analysts see Huntsman as an attractive investment opportunity offering more value than peers.
- Huntsman currently has 81% buy rating compared to 56% for Celanese and 65% for Eastman.
- Huntsman has long been respected by analysts with only one analyst giving sell rating in last five years and none currently.

Source: FactSet as of February 25, 2022.
 (1) Represents period from November 9, 2021 to February 25, 2022 on market-adjusted basis relative to S&P 500. Calculated as excess returns relative to S&P 500 based on Huntsman’s 5-year adjusted beta of 1.20.

2.C Even During The Pandemic, Huntsman Exceeded Investor Expectations

Huntsman's Adj. EBITDA has Exceeded Sell-Side Expectations Every Quarter Since Start of the Pandemic



Research Analysts are Confident in Our Execution

"In an earnings season where most peers are missing estimates and providing below consensus guidance, Huntsman was able to outperform due to combination of robust selling price increases, improved commercial execution (European MDI price surcharges, 90% of European MDI contracts moved to monthly pricing), strong volumes, cost optimization and synergy savings."

February 2022

"Huntsman should make good EBITDA progress in 2022 after a strong 2021 business performance. Huntsman's EBITDA more than doubled from its lows in 2021: Huntsman's 2021 EBITDA of \$1.34b compared to \$647m in 2020."

JPMORGAN CHASE & CO. February 2022

"The biggest question investors ask us is whether the stock has more fundamental upside. The short answer is yes... HUN looks positioned to meet its goal of ~100bps of annual EBITDA margin improvement toward a target range of 18-20% by 2024."

Morgan Stanley February 2022

Huntsman Alone has Continuously Beat Expectations

EBITDA / EPS Beat or Miss	Q1'20	Q2'20	Q3'20	Q4'20	Q1'21	Q2'21	Q3'21	Q4'21	% Beat
	✓ / ✓	✓ / ✓	✓ / ✓	✗ / ✓	✓ / ✓	✗ / ✗	✓ / ✓	✗ / ✗	63% / 75%
	✓ / ✗	✗ / ✓	✓ / ✓	✓ / ✓	✓ / ✓	✓ / ✓	✓ / ✓	✓ / ✓	88% / 88%
EASTMAN	✓ / ✓	✗ / ✗	✓ / ✓	✓ / ✓	✓ / ✓	✓ / ✓	✗ / ✗	✗ / ✗	63% / 63%
	✓ / ✓	✓ / ✓	✓ / ✓	✓ / ✓	✓ / ✓	✓ / ✓	✗ / ✓	✗ / ✗	75% / 88%
LANXESS	✓ / ✗	✓ / ✓	✗ / ✗	✓ / ✗	✓ / ✗	✓ / ✓	✗ / ✓		71% / 43%
HUNTSMAN	✓ / ✓	✓ / ✓	✓ / ✓	✓ / ✓	✓ / ✓	✓ / ✓	✓ / ✓	✓ / ✓	100% / 100%

2.C Record Q4 Validates Value Over Volume Strategy And Confirms Execution

	Huntsman				Peers ⁽¹⁾	
	Q4'21	Q4'20	Better/ (Worse) Prior	Q4'21 Consensus	Better/ (Worse) Consensus	Q4'21 Performance vs. Consensus
Revenue	\$2,307	\$1,668	38%	\$2,162	7%	5%
Adj. EBITDA	\$349	\$240	45%	\$332	5%	(4%)
Adj. Diluted EPS	\$0.95	\$0.51	86%	\$0.90	6%	(3%)

“The quarter was impressive. Setting aside the earnings beat + raise for a minute, we think the messaging on the call around disciplined capital allocation + ‘value over volume’ resonated most favorably with us. As historically one of the biggest proponents for Huntsman to return cash over pursuing further M&A, we were pleased seeing an again-raised dividend and accelerating share repurchases. We continue to think the capital deployment opportunity is considerable.”


February 2022

“We reiterate our OW rating on HUN as one of the very few to give a strong outlook for 1Q22 and 2022 (HUN sees \$1.4B EBITDA at low end of the range) where chemical companies are struggling with inflation. We expect strong underlying fundamentals within MDI/polyurethanes to continue, with the completion of its Geismar splitter project in 2Q providing differentiated capabilities in the Americas which should further improve margins.”

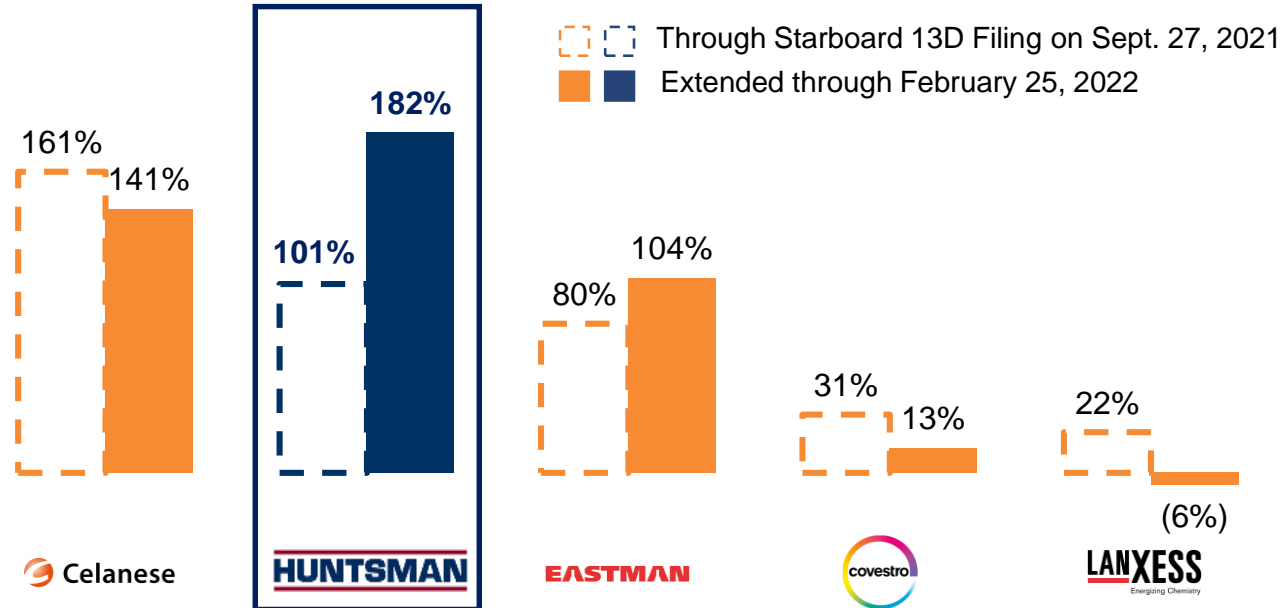


February 2022

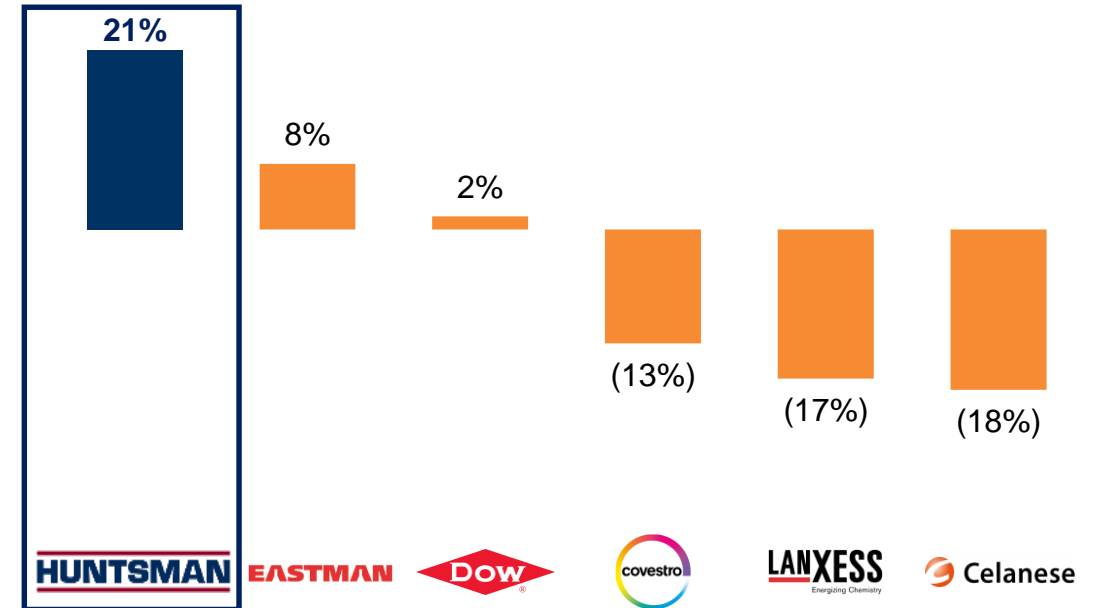
(1) Peers include Celanese, Covestro, Dow and Eastman. Lanxess has yet to report Q4 results.

2.D Huntsman's Track Record Of Creating Shareholder Value Long Predates Starboard

Five-Year Total Shareholder Return



Share Price Change Since Huntsman's Investor Day



Huntsman's outperformance since Investor Day reflects its continued execution on a compelling multi-year strategy

Huntsman has continued to announce progress, including:

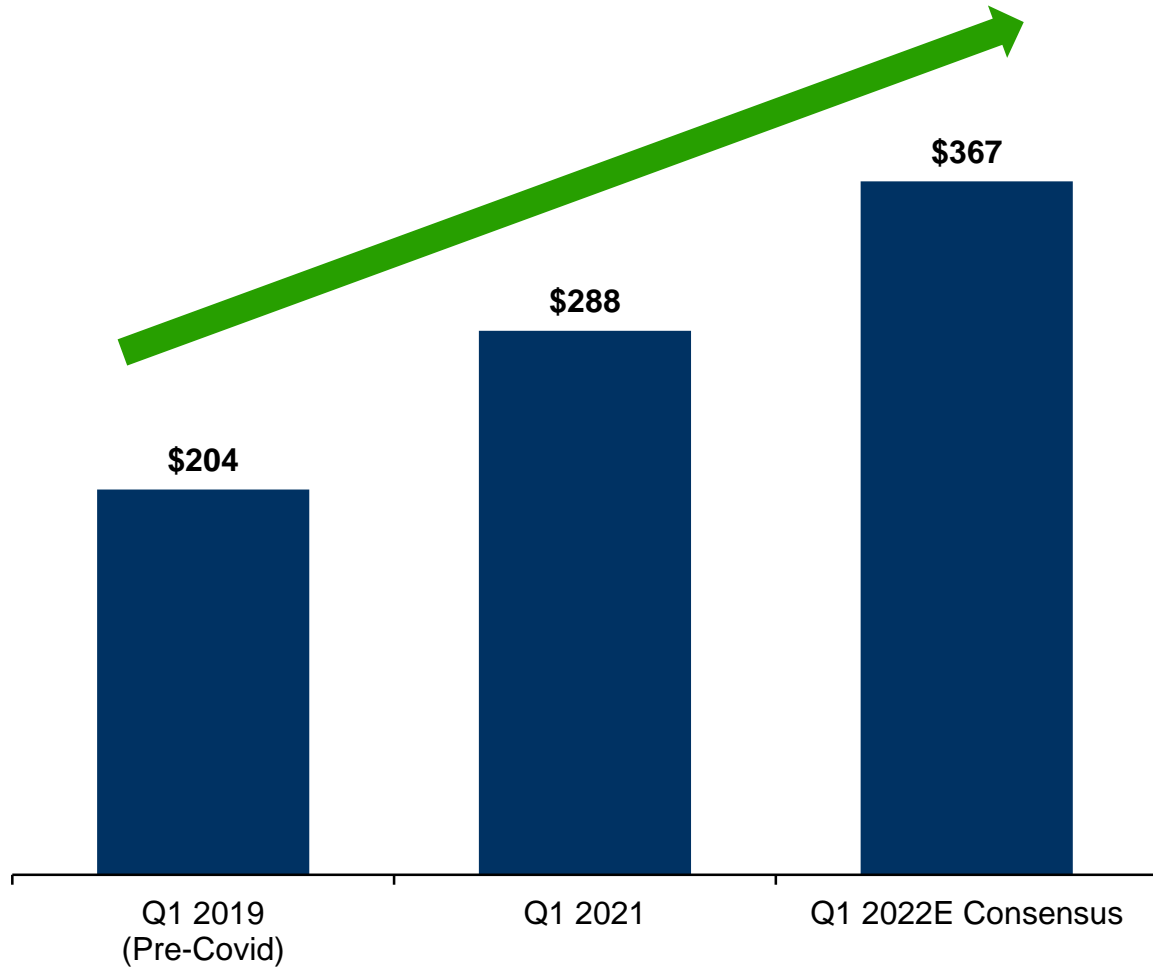
- Incremental \$1 billion share repurchase authorization
- Record Q3 earnings, beat consensus by 4%
- \$665 million award from Albemarle arbitration
- Record Q4 earnings with strong outlook for 2022
- Aggressive 2024 targets for adj. EBITDA margin, cost reduction, and free cash flow
- A new incentive compensation plan to ensure achievement of Investor Day targets
- A strategic review of the revitalized Textile Effects business
- Increased annual dividend \$0.10, ~13%

Starboard has announced:

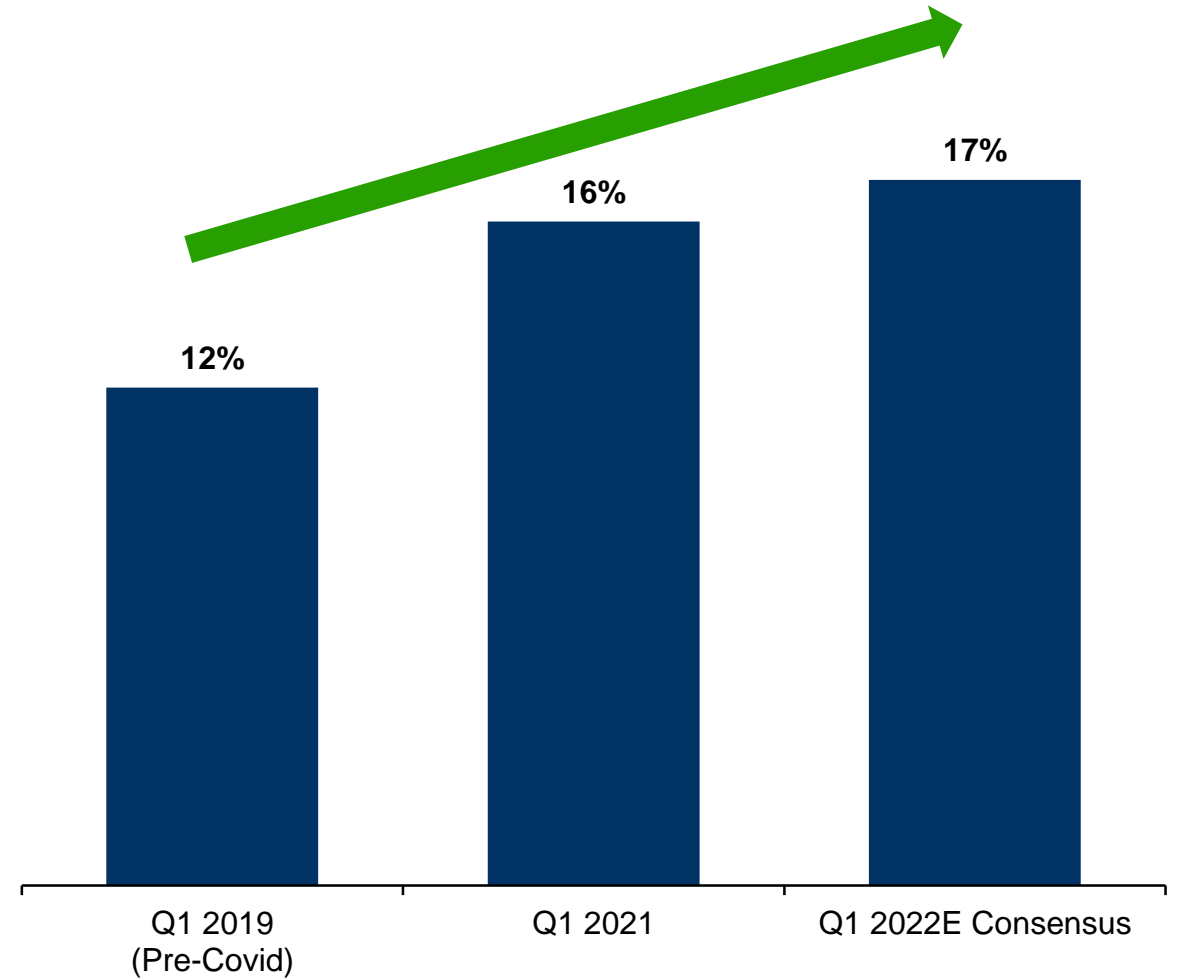
- Repeated support for Huntsman's strategy and execution
- No new ideas to further enhance Huntsman performance
- A pointless campaign to replace four Huntsman directors

2.D Financial Results Demonstrate Compelling Execution

Adjusted EBITDA (\$MM)



Adjusted EBITDA Margin (%)



3

**Refreshed and Fit-for-Purpose Board Overseeing
Differentiated and Downstream Focus and Driving
Further Transformation**

3.A Fully-Refreshed Board Will Oversee Continued Growth And Profitability...



Peter Huntsman
 Chairman, President, and CEO
 Joined Board in 2004

Provides 40 years of strategic, operational, and financial leadership driving Huntsman's transformation, including identifying, acquiring, and integrating more than 25 value-additive bolt-on businesses and delivering in excess of \$500 million in cost optimization programs

Executive Leadership & Strategy



Cynthia Egan
 Vice Chair & Lead Independent Director
 Nominating & Corporate Governance Committee Chair
 Joined Board in 2020

Provides perspective of long-term institutional shareholders coupled with strong management and financial acumen developed as T. Rowe Price executive responsible for over 2,900 investment plans with more than 1.5 million participants

Perspective of Long-Term Shareholder



Sonia Dulá
 Independent Director
 Compensation Committee Chair
 Joined Board in 2020

Provides insight into growth opportunities and global perspective based on extensive international experience in finance and investment banking, including as Vice Chair, Head of Wealth Management and Head of Corporate and Investment Banking for Bank of America Latin America

Global Finance Expertise



Jeanne McGovern
 Independent Director
 Audit Committee Chair
 Joined Board in 2021

Provides enterprise risk management and auditing expertise developed during 40-year career auditing and advising Fortune 500 public companies on enterprise risk management, financial management, reporting and controls, accounting, M&A, and corporate governance

Audit & Risk Management Expertise



Retired Vice Admiral Jan Tighe
 Independent Director
 Sustainability Committee Chair
 Joined Board in 2019

Provides broad leadership perspective and specialized cyber security and IT expertise developed during her ~34-year career in the U.S. Navy, including designing and implementing cyber resiliency into operational technology systems and directing cyber and intelligence operations

Leadership and Cyber Security Expertise



Dr. Mary Beckerle
 Independent Director
 Joined Board in 2011

Provides historical context and continuity to a refreshed board with very low tenure and brings extensive executive and R&D oversight experience developed as CEO of nationally-recognized cancer research center with more than \$1 billion revenue, \$100 million in R&D spending, and over 3,000 personnel

Drove Balance Sheet Transformation



Curtis Espeland
 Independent Director
 Joined Board in 2022

Provides highly-relevant financial and strategic acumen from ~25-year leadership career at differentiated chemical manufacturer Eastman Chemical where, as EVP and CFO, he revitalized Eastman's M&A strategy with +\$9 billion of acquisitions and EBITDA margin expansion of ~10%

Financial & Portfolio Expertise



Daniele Ferrari
 Independent Director
 Joined Board in 2018

Provides extensive expertise in differentiated chemicals developed over more than ~35-years in global executive roles, including as CEO of one of Europe's largest chemical companies, Versalis, whose portfolio he repositioned from commodities to higher value, differentiated, and sustainable products

Leadership in Differentiated Chemicals



José Muñoz
 Independent Director
 Joined Board in 2022

Provides operational expertise and deep insight into global automotive markets developed in career in the sector, including in current role as COO of Hyundai Motor Company where he directs global operations and is in charge of implementing Hyundai's fuel cell vehicle and mobility services strategies

Key Markets & Operational Expertise



David Sewell
 Independent Director
 Joined Board in 2022

Provides operational and commercial expertise, including sales, marketing, and branding, developed during 25-year executive career in chemicals and industrial products, particularly as President and COO of Sherwin Williams' Performance Coatings Group, growing revenue from \$2.8 billion to \$6.1 billion and EBITDA margin by 260 bps

Operational & Branding Expertise

Please refer to the Appendix (pages 44-48) for detailed director bios

Committee Chairs as of 2022 Annual Meeting

...Led By Independent Directors With Highly Relevant Experience At Global Institutions...

Cynthia Egan

Sonia Dulá

Jeanne McGovern

Retired Vice Admiral Jan Tighe

Dr. Mary Beckerle

Curtis Espeland

Daniele Ferrari

José Muñoz

David Sewell



President of Retirement Plan Services (2007-2012)
Retired



Senior Executive (1989-2007)
Head of Fidelity Institutional Services



Senior Advisor Dept. of the U.S. Treasury (2014 – 2015)



BANK OF AMERICA

Vice Chair, Latin America (2013-2018)
Retired



Head of Latin America Equity Capital Markets and, before that, nine years of investment banking in London and New York



CEO – Telemundo Studio Mexico



Deputy Chief of Naval Operations for Information Warfare (Served from 1984-2018)
Retired



Director



Director



Director



CEO (2011-Present)



Director



Distinguished Professor, Oncological Sciences



National Institutes of Health Advisory Committee Member



EVP and CFO (2008-2020)
Retired



Director



Director



Manager



Senior Advisor and Investor (2021-Present)



versalis

CEO (2011-2020)



Director



HYUNDAI

COO and President and CEO, America (2019-Present)



Chief Performance Officer (2016-2019)



Senior Operational and Executive Managerial Positions



President and CEO (2021-Present)





President and COO (2019-2021)

President of Performance Coatings (2014-2019)



Plastics and Advanced Materials Division

...And With Right Mix of Expertise, Experience, And Diversity To Continue Huntsman's Transformation

	Senior Leadership Experience	✓	✓	✓	✓	✓	✓	✓	✓	✓	✓	10 of 10 directors
	C-Suite Executive Experience	✓	✓	✓	✓	✓	✓	✓				7 of 10 directors
	Differentiated / Downstream Chemicals Operations Experience	✓	✓	✓	✓							4 of 10 directors
	Product Innovation / R&D Experience	✓	✓	✓	✓	✓						5 of 10 directors
	Cost Control / Reduction Experience	✓	✓	✓	✓	✓	✓	✓				7 of 10 directors
	M&A Experience	✓	✓	✓	✓	✓	✓	✓				7 of 10 directors
	International Operations Experience	✓	✓	✓	✓	✓	✓	✓				7 of 10 directors
	Other Current Public Company Board Experience	✓	✓	✓	✓	✓	✓	✓	✓			8 of 10 directors
	Independence	✓	✓	✓	✓	✓	✓	✓	✓	✓		9 of 10 directors
	Diversity (Gender or Racial / Ethnic)	✓	✓	✓	✓	✓	✓					6 of 10 directors

3.A Refreshed Board Surpasses Peers And S&P 500 On Key Governance Metrics

Stat	HUNTSMAN ⁽¹⁾	Huntsman's ⁽²⁾ Peer Group	S&P 500	Assessment for Huntsman
Average Tenure (Years)	4	6	8	✓ Exceeds Both Benchmarks
Average Age (Years)	60	63	63	✓ Exceeds Both Benchmarks
Racial Diversity (% Diverse)	20%	8%	21%	✓ Exceeds Peers; In-line with S&P 500
Gender Diversity (% Female)	50%	40%	30%	✓ Exceeds Both Benchmarks
Independence (% Independent)	90%	84%	86%	✓ Exceeds Both Benchmarks

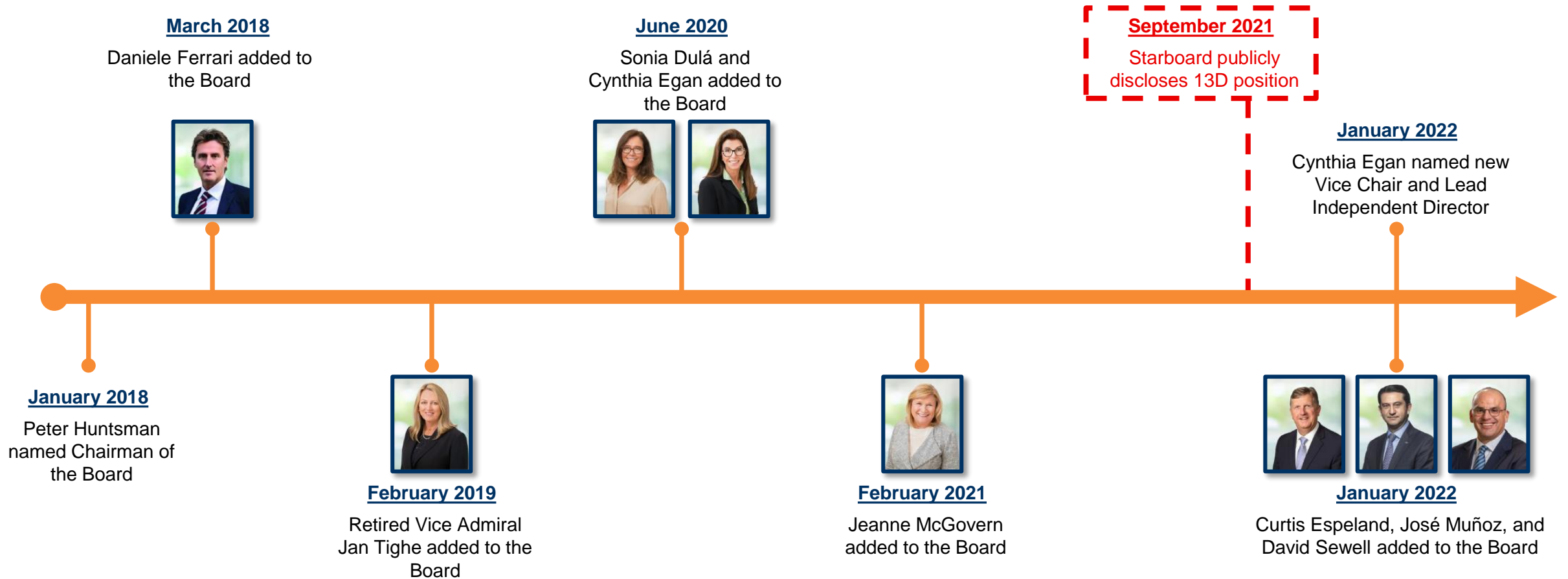
Source: Spencer Stuart.

(1) As of 2022 AGM.

(2) Peer group includes Celanese, Covestro, Dow, Eastman and Lanxess. For AGs, assessed Supervisory Board for benchmarking purposes.

3.B Thoughtful Multi-Year Board Refreshment In Process And Largely Completed Before Starboard Appeared

Since 2018, Huntsman has Appointed Eight New Independent Directors, Including Four Female Directors, Two Racially-Diverse Directors, and Named a New Vice Chair and Lead Independent Director



3.B Huntsman Risks Losing Integral Expertise If Starboard's Nominees Are Elected

What Our Board Would Lose



Cynthia L. Egan

- Perspective of long-term shareholders gained during career representing institutional investors
- Strong management skills and financial acumen
- Expertise in corporate governance



Dr. Mary Beckerle

- Historical context and continuity on a refreshed Board with very low tenure gained during 10 years of Audit Committee oversight of balance sheet and portfolio transformation
- Internationally recognized scientist (Elected Member, National Academy of Sciences) and Distinguished Professor of Biology and Oncological Sciences



José Muñoz

- Operational excellence and demonstrated success
- Expertise in branding, innovation, and sustainability in critical end markets
- International expert in industrial operations




Daniele Ferrari

- 35+ years of expertise in differentiated chemicals
- Success in portfolio repositioning
- Current industry leadership position and sustainability expertise
- International expert in industrial operations


Differentiated experiences aligned with Huntsman's strategy

What Starboard's Nominees Would "Add"




Jeff Smith

- Short-term investor mentality
- Demonstrated history of value destruction in chemicals
- Focused on what is good for Starboard regardless of Huntsman's success and proven performance




Sandra Beach Lin

- Outdated operating and chemicals experience that is more than 12 years old
- Failed in her only C-Suite experience, lasting less than 18 months at CaliSolar where she burned through millions in investors' money, alienated communities in California and Ohio, and laid off nearly 25% of its workforce



Jim Gallogly

- Operating experience limited to oil & gas, refineries, and commodity chemicals
- No business experience in nearly a decade
- Repeat nominee by Starboard in multiple proxy contests



Susan Schnabel

- Unsuccessful investment record in chemicals
- No operating experience
- Repeat nominee by Starboard in multiple proxy contests

Lack the current and diverse expertise Huntsman requires

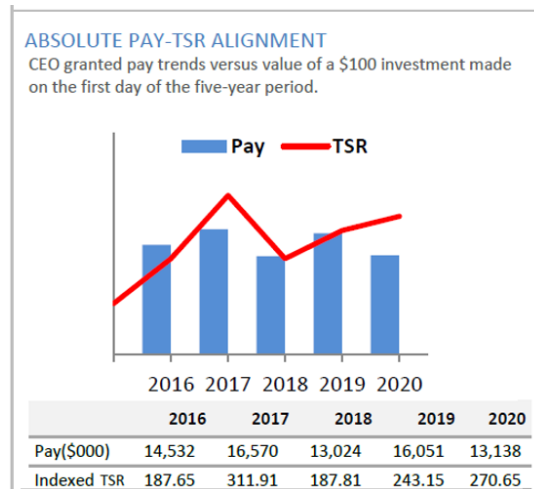
3.C Shareholder-Friendly Governance Profile Drives Alignment And Accountability

Practice	HUNTSMAN	Aligned with Corporate Governance Best Practices?
Annually Elected Directors	Yes	✓
% Board Independence	90% (9 of 10 Directors)	✓
Board Diversity	60% (6 of 10 Directors)	✓
Majority Vote Standard	Yes	✓
Simple Majority to Amend Charter and Bylaws	Yes	✓
Shareholder Right to Call Special Meeting	Yes – 15% Threshold	✓
Robust Clawback Policy	Yes	✓

- ✓ **Conducted Thoughtful Multi-Year Board Refreshment Since 2018**
 - Appointed eight new independent directors who add gender and ethnic diversity as well as core competencies critical to Huntsman’s future
- ✓ **Enhanced Shareholder Rights**
 - Lowered ownership threshold from 25% to 15% to call a special meeting, and adopted proxy access
- ✓ **Introduced Board-level Environmental Oversight**
 - Established independent Sustainability Committee to oversee and support company’s environmental stewardship; published annual GRI and SASB compliant Sustainability Report
- ✓ **Ensured Individual Alignment with Shareholders**
 - Approved robust stock ownership guidelines for directors and officers; prohibited short sales by directors and executives

3.D Executive Pay Tightly Aligned With Outcomes For Shareholders

Structure Emphasizes Accountability



Significant At-Risk Compensation for All NEOs and Their Direct Reports

Strong alignment with shareholders is no surprise given that 86% of CEO compensation, and 74% of NEO compensation, was at-risk in 2021. Equity incentives comprised 2/3^{rds} of CEO pay

Continue to Strengthen Alignment

From 2019 to 2022 the percentage of performance share units based on achieving targets will have increased from 30% to 70% of total equity incentives

Leading Pay-for-Performance Alignment

Looking at CEO direct compensation, Huntsman's pay-for-performance is one of the best of proxy peers over the most recent five-year period (2016-2020) for which peer data is available

Incentive Plan Focuses on Investor Day targets

Cash Bonuses Are Linked to Achieving Investor Day Targets

- ✓ For 2022, 100% of annual cash performance awards are linked to achieving Adj. EBITDA margin, cost optimization, and free cash flow targets announced at 2021 Investor Day

Equity Incentives Tightly Align Interests

- ✓ Significant majority of plan participants' equity incentives, including for NEOs, Officers, Vice Presidents, and other key leaders are performance-based

PSUs Keyed to Growing Shareholder Value

- ✓ Performance share units (70% of equity incentives) cliff-vest if targets for relative Total Shareholder Return (3-year vesting) and Free Cash Flow (2-year vesting) are met

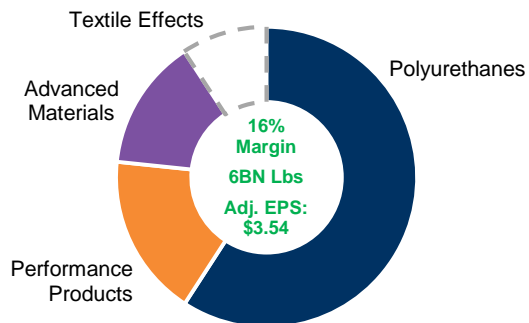
Broad-Based Design Ensures Engagement

- ✓ Multi-year incentive plan extends beyond NEOs to cover all Officers, Vice Presidents, and other key leaders within Huntsman

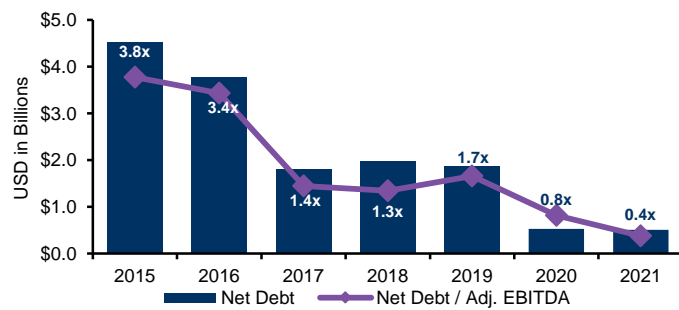
This Is The Right Board To Continue To Deliver On Huntsman's Value Creation Potential

Transformed Portfolio & Increased Financial Flexibility


Differentiated Products Anchored by Megatrends



Careful Deleveraging Created Investment-Grade Balance Sheet and Financial Flexibility



Thoughtful & Comprehensive Board Refreshment



Directors appointed since 2018

Creating Significant Incremental Shareholder Value

Strong Q4 Results Show Compelling Progress

	Q4'21	Consensus	% Better
Revenue	\$2,307	\$2,162	+7%
Adj. EBITDA	\$349	\$332	+5%
Adj. Diluted EPS	\$0.95	\$0.90	+6%

Executing on Our Strategy Will Continue the Transformation

- ✓ Improve Adj. EBITDA Margin to 18-20%
- ✓ Generate 40%+ Free Cash Flow
- ✓ Maintain Investment Grade Rating
- ✓ Execute on \$1BN Share Repurchase Program

4

Starboard's Campaign is Unnecessary, Unwise, and Risks Value Destruction

4.A Starboard Has Repeatedly Endorsed Huntsman's Strategy And Execution

What Huntsman Has Delivered Since 2017...

Financial Performance

- ✓ *Grew Adj. EBITDA by 30%, revenue by 5% per annum, and volume 1% per annum while expanding margins*
- ✓ *Unveiled ambitious 2024 targets, including 18-20% Adj. EBITDA margin, at November 2021 Investor Day*

M&A

- ✓ *Transitioned away from disparate and commodity-heavy portfolio, disposing of 40% of business*
- ✓ *Completed accretive bolt-on acquisitions of value-additive businesses*
- ✓ *Announced strategic review of Textile Effects business*

Capital Allocation

- ✓ *Improved balance sheet to investment grade*
- ✓ *Repurchased approximately \$800MM of stock*
- ✓ *Approved new \$1BN share repurchase program*
- ✓ *Increased dividend by 70%*

Governance

- ✓ *Completed thoughtful multi-year refreshment process which added eight new independent directors*
- ✓ *Appointed new Lead Independent Director*
- ✓ *Enhanced shareholder rights*

Executive Compensation

- ✓ *Increased at-risk compensation and focus on PSUs to further align pay and performance*
- ✓ *Implemented multi-year incentive compensation aligned with Investor Day targets*

What Starboard Has Said...

“We believe the Company has significantly improved its portfolio mix. They divested three reporting segments that had just commodity business and they are strengthening the other segments with higher value components”

- Jeff Smith, 13D Conference, 10/06/2021

“We have also been pleased by the Company's recent announcements around financial targets, capital allocation priorities and portfolio changes”

- Starboard Letter to Huntsman's Board, 01/12/2022

“We are incredibly excited by our investment in Huntsman because of the Company's strong market positions, diverse product portfolios, innovative chemistries, and difficult to replicate manufacturing footprint”

- Starboard Letter to Huntsman's Shareholders, 02/10/2022

4.B Starboard's Nominees Lack Critical Expertise And Add No Incremental Value

	Qualifications are Irrelevant or Unneeded	Other Concerns
Jeff Smith	<ul style="list-style-type: none"> ✗ No operational experience ✗ Narrow shareholder and short term perspective as hedge fund principal (average holding period: ~15-18 months) ✗ Lacks broader long-term shareholder value perspective of our current Lead Independent Director 	<ul style="list-style-type: none"> ✗ Extensive engagement with Huntsman prior to filing of dissident proxy statement characterized by lack of transparency ✗ Historical failure in chemicals investments
Sandra Beach Lin	<ul style="list-style-type: none"> ✗ No operating experience in more than a decade ✗ Far less extensive sector experience than other directors already added as part of Board refresh 	<ul style="list-style-type: none"> ✗ Already serving on three public company boards and chairs the compensation committee of a privately-held Canadian company ✗ Failed in only C-Suite experience at CaliSolar ✗ Expressed interest in joining Huntsman's Board to gain experience to assist another board manage still pending portfolio transformation
Jim Gallogly	<ul style="list-style-type: none"> ✗ Narrow experience focused in oil & gas, refineries, and commodity chemicals; no experience in differentiated chemicals, R&D, M&A, nor innovation ✗ Benefited from bankruptcy's clean slate and dramatic feedstock decline at LyondellBasell ✗ No operating experience in nearly a decade ✗ Described current occupation in Starboard's nominating notice as "philanthropy, ranching, and private investing" 	<ul style="list-style-type: none"> ✗ Promoted by Starboard as strong candidate based on strength of his ties to the Huntsman family ✗ Repeat Starboard nominee, raising questions about his ability to act independently of Starboard as a director ✗ <i>"Having achieved the goals that I set for myself professionally and for the company, I feel it's time to move on to the next chapter, putting a priority on my family and philanthropic efforts"</i> – Jim Gallogly, Sept. '14
Susan Schnabel	<ul style="list-style-type: none"> ✗ No operational experience ✗ Only industry experience is as private equity investor 	<ul style="list-style-type: none"> ✗ Oversaw massive destruction of shareholder value as Lead Director at STR Holdings, where stock declined 88% under her leadership ✗ Repeat Starboard nominee, raising questions about her ability to act independently of Starboard as a director

4.C Starboard Destroyed Value At GCP – The Only Chemicals Company It Ever Controlled

Starboard's failure at GCP is a cautionary tale for Huntsman's shareholders

- Starboard pressured GCP in 2019 into replacing two directors and forced GCP into a premature public sale process
- Starboard's public sale process then failed, destroying value in the process
- Starboard took control of all 8 Board seats in a follow-up proxy contest in 2020, replaced both CEO and CFO, **and then failed to deliver on any of its commitments**

Starboard's Promises	Starboard's Plan	Starboard's Failure			
		Pre-Starboard (2018)	Starboard's Plan	Actuals (LTM)	Failure
Revenue Growth (3%-5% Long-Term Growth Target)	<ul style="list-style-type: none"> • Did not focus on product innovation nor portfolio enhancement • Restructure sales force, customer service, and order entry • Geographic expansion of product portfolio 	3.8%	5.0%	(2.6%)	(7.6%)
Gross Margin (300bps Improvement)	<ul style="list-style-type: none"> • Cut R&D spend and invest in marketing • Cut production of low-margin SKUs, improve procurement, and add capacity for certain products 	36.4%	41.0%	37.2%	(7.6%)
SG&A (300bps Improvement)	<ul style="list-style-type: none"> • Streamline managerial organization • Introduce automation into customer service • Reallocate R&D resources towards higher-margin Specialty Building Materials segment 	25.7%	23.0%	26.4%	(3.8%) (3.4%)

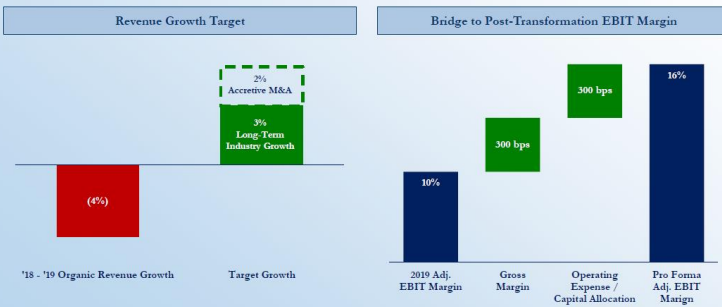
4.C Starboard Utterly Failed To Deliver On Its Key Promise To GCP Shareholders: EBIT Margin Growth

What Starboard Promised: Increase EBIT Margin 600 bps

We Believe There Are Opportunities to Significantly Improve Revenue Growth and Margins

We believe that GCP can improve its EBIT margin by ~600bps on a run rate basis, more than recouping all of the deterioration that has occurred through poor performance over the last few years.

- We believe there are not only significant cost improvement opportunities within gross margin and operating expenses, but also opportunities to re-accelerate revenue growth in-line or better than long-term industry growth rates.

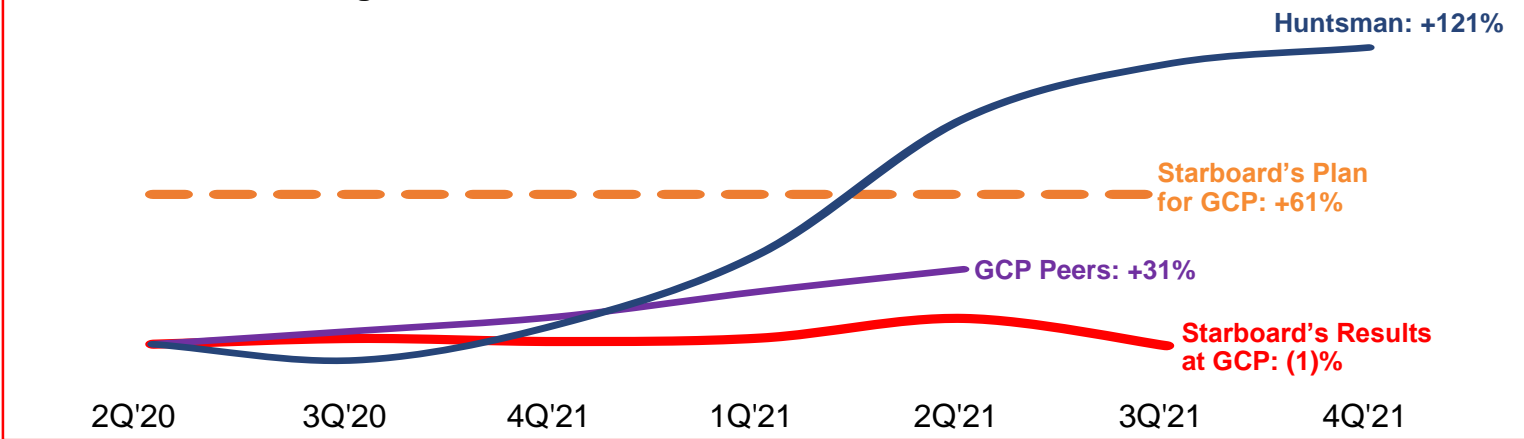


We believe significant value can be unlocked from operational improvements.

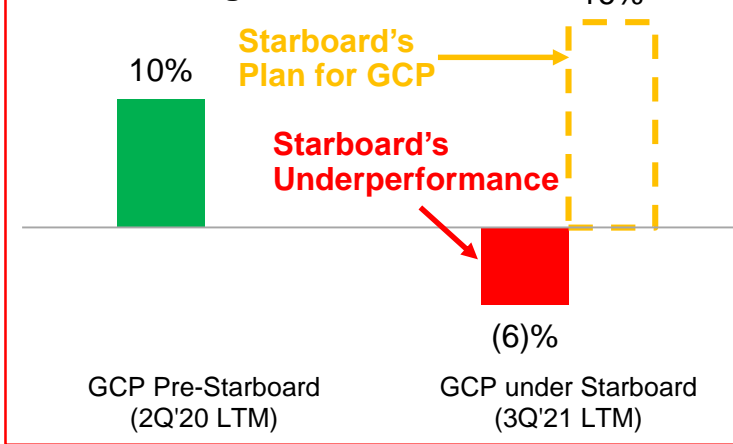
Source: GCP's public filings, Starboard estimates based in part on both GCP's and Daxos Peers' prior performance, and analysis from leading consulting firm engaged in the evaluation of GCP's operations and performance. Daxos Peers are as defined on p. 5.

What Starboard Delivered: Nothing, While Huntsman / GCP's Peers Surged Ahead

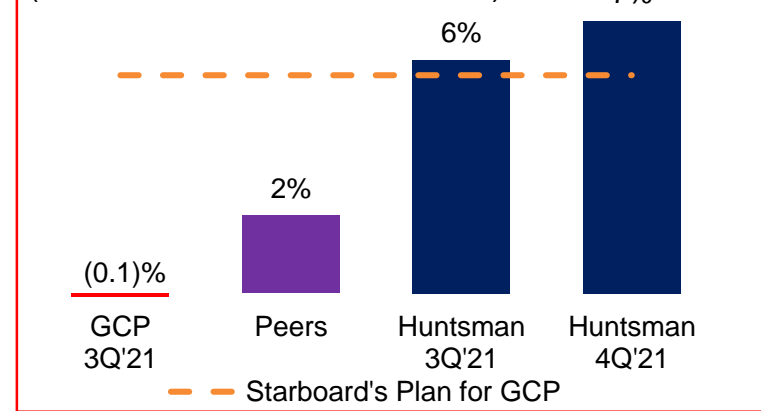
Indexed LTM EBIT Margin



LTM EBIT Margin at GCP

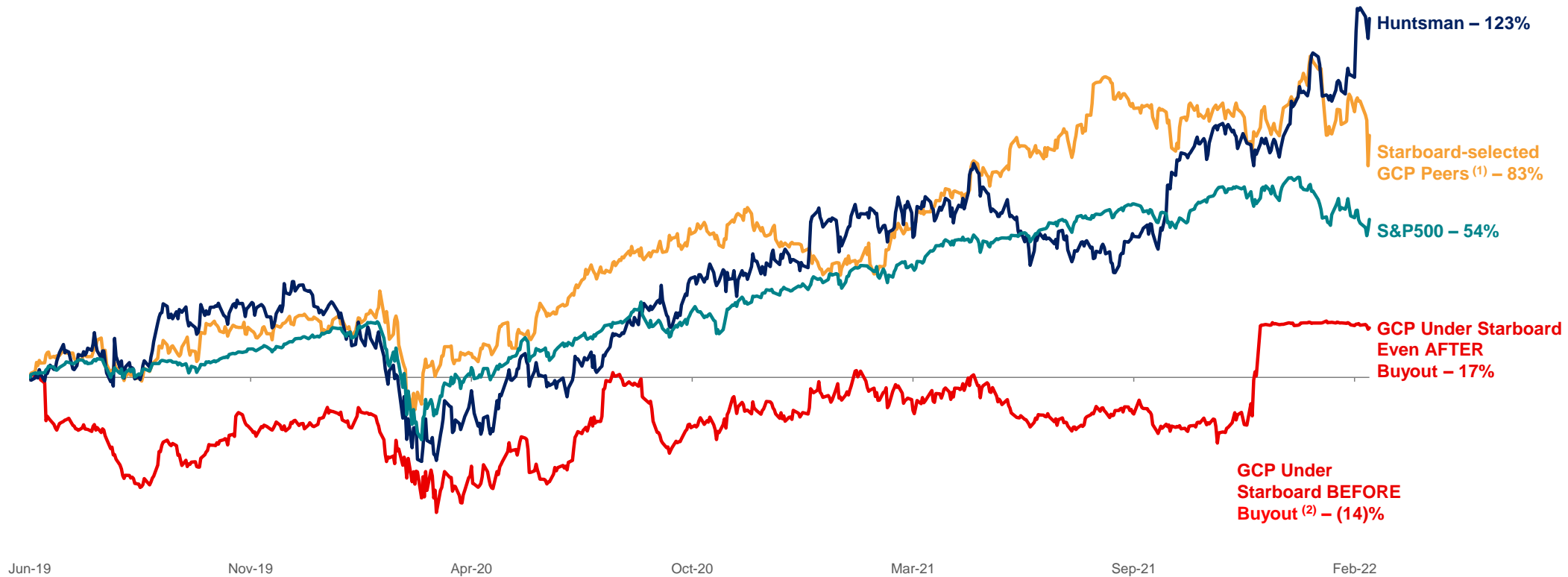


Absolute EBIT Margin Expansion (most recent LTM vs. 2Q'20 LTM)



4.C Huntsman Created More Than ~7x The Shareholder Value of Starboard-Controlled GCP – Even If You Include GCP’s Buyout

GCP significantly underperformed the peers Starboard itself selected, the broader market, and Huntsman



Huntsman delivered > 7.2x over the same period WITHOUT a change of control

Starboard delivered nowhere near what they promised EVEN WITH a sale to Saint Gobain

Source: FactSet as of 2/25/2022, Company filings
 Note: TSR since Starboard filed 13-D at GCP on June 6, 2019. For calculation purposes, dividends are received rather than reinvested.
 (1) Median of Starboard-selected peer companies: Sika, Saint Gobain and Carlisle Companies.
 (2) Based on volume-weighted average price per GCP share for the 30-trading days ended on the last trading date (November 30, 2021) before news of the Saint Gobain buyout became public.

Conclusion

Huntsman Aggressively And Successfully Transformed The Portfolio, Enhanced The Financial Profile, And Refreshed The Board

1

Transformational Strategy to Deliver Higher Margin Differentiated and Sustainable Solutions

- A. Exited volatile commodity businesses, made organic investments, and targeted bolt-on acquisitions in differentiated markets
- B. Targeted higher-growth end markets while addressing customer needs for innovation, sustainability, and reduced carbon footprints
- C. Drove margin improvement across business lines through relentless focus on pricing, cost, and prioritizing value over volume
- D. Created clear path to deliver incremental +300bps of Adj. EBITDA margin expansion over next 24-36 months

2

Operational, Portfolio, and Financial Transformation Executed By Management and Overseen by the Board

- A. Deleveraged balance sheet to achieve investment grade rating – improving financial flexibility and enabling balanced cash allocation strategy
- B. Built track record of setting – and achieving – robust financial and operational targets
- C. Record results validate strategy and execution, exceeding analyst and investor expectations even amid pandemic
- D. Delivered industry-leading 5-year TSR – and continue to significantly outperform despite Starboard's distraction

3

Refreshed and Fit-for-Purpose Board Overseeing Differentiated, Downstream Focus and Driving Further Transformation

- A. Assembled experience, expertise, and diversity critical to overseeing Huntsman's transformed portfolio and continuing long-term success
- B. Appointed eight new independent directors since 2018, completing refresh underway long before Starboard appeared
- C. Ensured alignment and accountability through shareholder-friendly and peer-leading corporate governance profile
- D. Implemented new compensation plan to ensure delivery of 2021 Investor Day targets

4

Starboard's Campaign is Unnecessary, Unwise, and Risks Value Destruction

- A. Unnecessary: Starboard has publicly supported Huntsman's financial targets, capital allocation, and portfolio transformation
- B. Unwise: Starboard's nominees do not offer incremental or relevant expertise to oversee transformed business
- C. Risks Value Destruction: Starboard's disastrous history in chemical sector demonstrates that its playbook does not work
- D. Ill-timed: Risks losing substantial momentum coming out of record year

Protect Your Investment. Reject Starboard's Risky Agenda.

Vote the WHITE Proxy Card FOR Huntsman's Proposals



1) Re-Elect All of Huntsman's Directors



2) Approve Say-on-Pay Proposal



3) Ratify Auditors

Appendix

Our Qualified Board's Bios

Executive Leadership & Strategy



Peter Huntsman
Chairman, President, and CEO of Huntsman

Joined Board in 2004

Elected Chairman in 2018

Provides 40 years of strategic, operational, and financial leadership driving Huntsman's transformation, including identifying, acquiring, and integrating more than 25 value-additive bolt-on businesses and delivering in excess of \$500 million in cost optimization programs

- Developed broad and deep experience across the many facets of the global chemical industry while serving in both operational and executive leadership positions in the United States and abroad
- Built valuable and enduring relationships with customers, suppliers, labor unions, political leaders, NGO's and the communities in which the Company operates around the world
- Spearheaded Huntsman's transformation through his executive leadership and strategic insight
- **Current Public Directorships:** Director of Venator Materials
- **Other Notable Memberships:** Chairman of the American Chemistry Council; Director of the Memorial Hermann Health Systems

Perspective of Long-Term Shareholder



Cynthia Egan
Vice Chair & Lead Independent Director of Huntsman

Nominating & Corporate Governance Chair

Joined Board in 2020

Provides perspective of long-term institutional shareholders coupled with strong management and financial acumen developed as T. Rowe Price executive responsible for over 2,900 investment plans with more than 1.5 million participants

- Spent one year as a Senior Advisor to the U.S. Department of the Treasury (following her time at T. Rowe Price), where she advised senior level agency employees on domestic employment retirement security
- Brings a unique perspective and helps align with the Company's long-term strategy to ensure the Board and management remain focused on the priorities of Company shareholders, including leading institutions
- **Current Public Directorships:** Chair of Hanover Insurance Group; Director of Unum Group
- **Other Notable Memberships:** Founding Co-Chair of the Council of Women of Boston College; Director of BlackRock's Innovation and Growth Trust and Science and Technology Trust II

Our Qualified Board's Bios (Cont.)

Global Finance Expertise



Sonia Dulá
*Former Vice Chair, Latin America, at
Bank of America Merrill Lynch*
Compensation Committee Chair
Joined Board in 2020

Provides insight into growth opportunities and global perspective based on extensive international experience in finance and investment banking, including as Vice Chair, Head of Wealth Management and Head of Corporate and Investment Banking for Bank of America Latin America

- Gained deep experience in financial analysis, regulatory compliance, and business transformations all while working in international markets
- Previously served as CEO of Grupo Latino de Radio, the owner / operator of more than 500 radio stations in Latin America and the U.S. Hispanic market, co-founded two internet companies, Internet Group of Brazil and Obsidiana, and served as CEO of Telemundo Studio Mexico
- **Current Public Directorships:** Director of Acciona, Hemisphere Media Group and Millicom International Cellular
- **Other Notable Memberships:** Member of the Latin America Strategic Advisory Board of Banco Itaú; Member of the Council on Foreign Relations

Audit & Risk Management Expertise



Jeanne McGovern
Former Partner of Deloitte & Touche
Audit Committee Chair
Joined Board in 2021

Provides enterprise risk management and auditing expertise developed during 40-year career auditing and advising Fortune 500 public companies on enterprise risk management, financial management, reporting and controls, accounting, M&A, and corporate governance

- Brings demonstrated leadership from Deloitte, where she headed the succession and deployment process for accounting and assurance partners that focused on developing audit partners for the firm's most significant clients and, additionally, identified, mobilized, and directed resources globally to help partners and firm leaders respond to trends affecting multinational companies
- Facilitated sessions for audit committees focused on transformation, enhancing effectiveness, and sharing best practices
- Demonstrated critical expertise when looking at the Company's financial reporting, internal controls, and audit functions

Our Qualified Board's Bios (Cont.)

Leadership and Cyber Security Expertise



Retired Vice Admiral Jan Tighe
Former Vice Admiral for the U.S. Navy

Sustainability Committee Chair

Joined Board in 2019

Provides broad leadership perspective and specialized cyber security and IT expertise developed during her ~34-year career in the U.S. Navy, including designing and implementing cyber resiliency into operational technology systems and directing cyber and intelligence operations

- Served as Commander of the U.S. Fleet Cyber Command U.S. Tenth Fleet, where she directed operations and defense of Global Navy IT Networks, Signals Intelligence Operations and Offensive Cyberspace Operations
- Served as a member of the U.S. Navy's Corporate Board, which collaboratively planned and financed \$150 billion annually to support global U.S. Navy missions
- **Current Public Directorships:** Director of Goldman Sachs, IronNet, and Progressive

Drove Balance Sheet Transformation



Dr. Mary Beckerle

Academic and Research Scientist and CEO of the Huntsman Cancer Institute at the University of Utah

Joined Board in 2011

Provides historical context and continuity to a refreshed board with very low tenure and brings extensive executive and R&D oversight experience developed as CEO of nationally-recognized cancer research center with more than \$1 billion revenue, \$100 million in R&D spending, and over 3,000 personnel

- Serves as Distinguished Professor of Biology and Oncological Sciences and the Associate Vice President for Cancer Affairs
- **Current Public Directorships:** Director of Johnson & Johnson
- **Other Notable Memberships:** Advisory Committee to the Director of the National Institute of Health; Director of the American Association for Cancer Research
- **Notable Awards:** Utah Governor's Medal for Science and Technology; Sword of Hope Award from the American Cancer Society; Alfred G. Knudson Award in Cancer Genetics from the National Cancer Institute

Our Qualified Board's Bios (Cont.)

Financial & Portfolio Expertise



Curtis Espeland
*Former Executive Vice President and CFO of
Eastman Chemical*

Joined Board in 2022

Provides highly-relevant financial and strategic acumen from ~25-year leadership career at differentiated chemical manufacturer Eastman Chemical where, as EVP and CFO, he revitalized Eastman's M&A strategy with +\$9 billion of acquisitions and EBITDA margin expansion of ~10%

- Brings deep industry knowledge and extensive experience in corporate finance and accounting, having served in various finance and accounting roles at Eastman Chemical
- Provides significant experience in mergers and acquisitions, taxation, financial due diligence, enterprise risk management, and international business experience
- **Current Public Directorships:** Director of Lincoln Electric Holdings
- **Notable Awards:** Chemical Week Magazine's 2011 CFO of the Year

Leadership in Differentiated Chemicals



Daniele Ferrari
Former CEO of Versalis

Joined Board in 2018

Provides extensive expertise in differentiated chemicals developed over more than ~35-years in global executive roles, including as CEO of one of Europe's largest chemical companies, Versalis, whose portfolio he repositioned from commodities to higher value, differentiated, and sustainable products

- Served as Chairman of Matrica, a Versalis joint-venture with Novamont that is on the cutting edge of the renewable and "green" chemistry industry, where he gained experience providing sustainable solutions, combining renewability and high performance, for the chemicals industry
- Currently serves as a Senior Advisor for SK Capital, a multi-billion dollar investment firm focused on the chemicals industry
- **Current Public Directorships:** Director of Venator Materials
- **Other Notable Memberships:** Former President of the European Chemical Industry Council; Former Board Member of Alliance to End Plastics Waste

Our Qualified Board's Bios (Cont.)

Key Markets & Operational Expertise



José Muñoz
*COO of Hyundai Motor Company and President
and CEO of Hyundai Motor America*

Joined Board in 2022

Provides operational expertise and deep insight into global automotive markets developed in career in the sector, including in current role as COO of Hyundai Motor Company where he directs global operations and is in charge of implementing Hyundai's fuel cell vehicle and mobility services strategies

- Oversees more than 120,000 employees and operations worldwide for Hyundai and helped drive the Company's overall results, including ~\$88 billion in total revenue for 2020
- Previously served in multiple leadership roles at Nissan, most notably as Chief Performance Office and head of the Company's China division
- **Other Notable Memberships and Awards:** Commissioner of the Coalition for Reimagined Mobility; Industry Leadership Award by Society of Automotive Engineers (SAE) Foundation

Operational & Branding Expertise



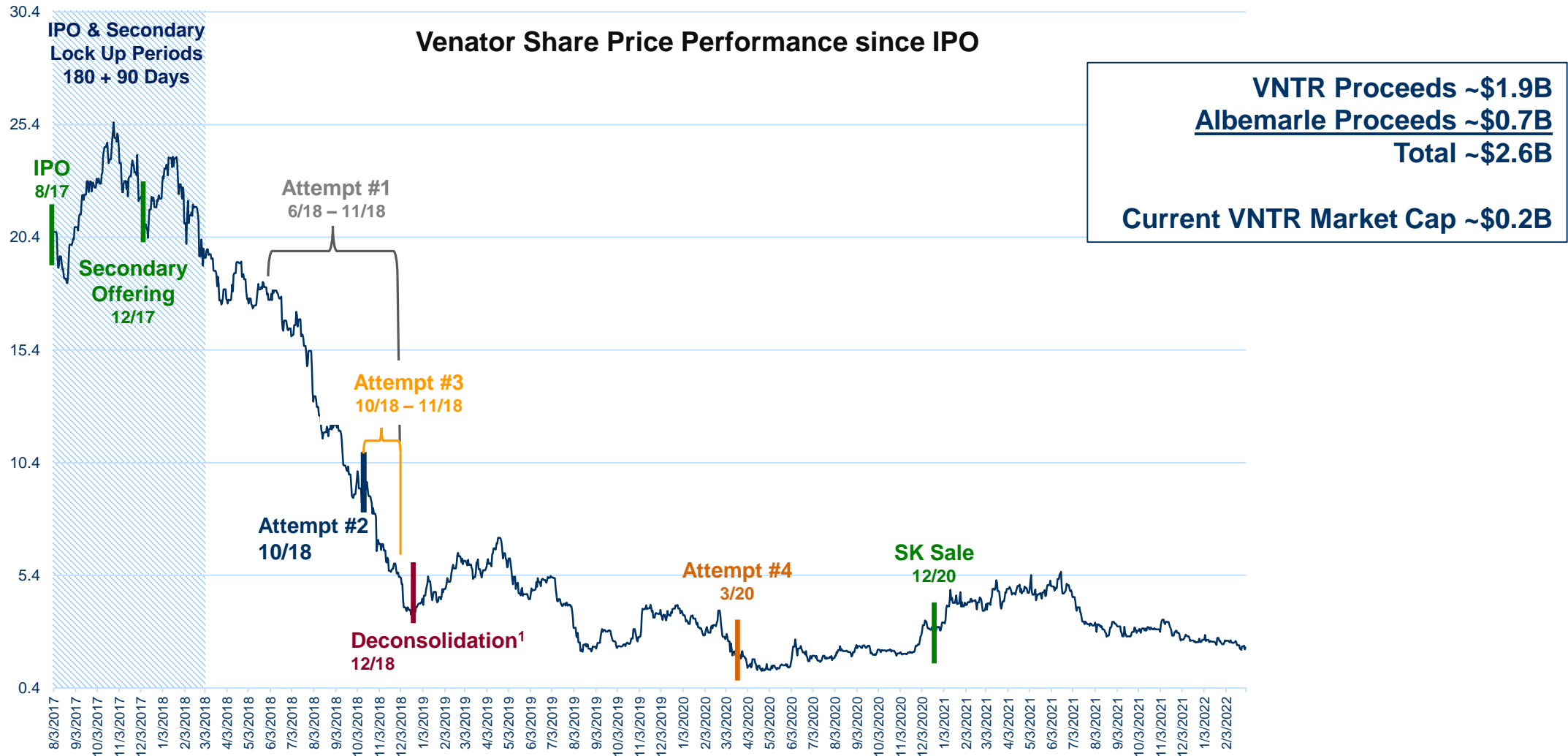
David Sewell
President and CEO of WestRock

Joined Board in 2022

Provides operational and commercial expertise, including sales, marketing, and branding, developed during 25-year executive career in industrial products and chemicals, particularly as President of Sherwin Williams' Performance Coatings Group, growing revenue from \$2.8 billion to \$6.1 billion and EBITDA margin by 260 bps, and later as COO

- Serves as current CEO of WestRock, one of the world's largest paper and packaging companies with \$18.7BN in sales
- Previously served more than ~15 years in General Electric's Plastics and Advanced Materials Division prior to his time at Sherwin-Williams
- Proven operator in the materials and chemicals industries with a strong track record of driving successful integration and cost reduction initiatives and profitable growth
- **Current Public Directorships:** Director of WestRock

Huntsman Extracted Significant Value From Its TiO2 Business - But Multiple Attempts To Sell The Remainder After The End Of Its IPO Lockup Were Undercut By A Sharp Decline In TiO2 Economics

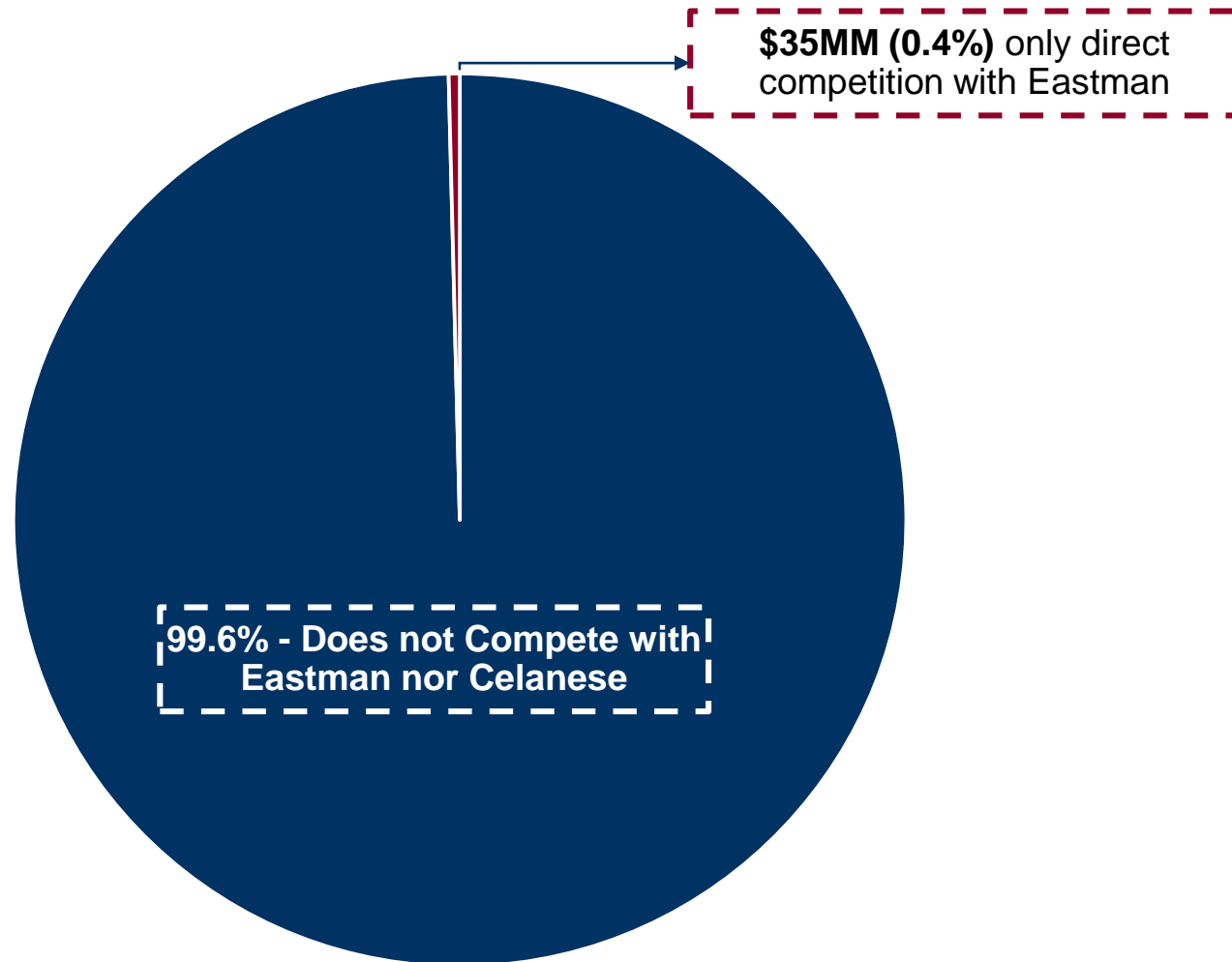


Source: FactSet. Based on local currency.

¹Sale of 4,334,289 shares of Venator, or 4%, to Bank of America N.A. at a price to be determined based on the average of the daily volume weighted average price of Venator shares over an agreed period, bring Huntsman ownership to 49% and allowing Huntsman to deconsolidate Venator beginning in December 2018.

Starboard's Operating Peer Analysis Is Simply Incorrect

Huntsman 2021 Revenue – \$8.5BN



- Neither Eastman nor Celanese is a direct competitor of Huntsman. This is simply a convenient and lazy narrative from Starboard.
- Huntsman competes against Eastman just in commodity amines which provides less than 1% of Huntsman's revenue and does not compete at all with Celanese.
- Despite not viewing Celanese or Eastman as direct competitors, Huntsman still targets improving its multiple from a capital markets perspective.

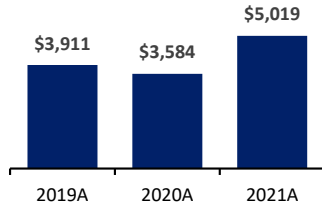
Huntsman Repeatedly Attempted To Avert A Pointless Proxy Fight, Despite Starboard's Lack Of Engagement

Huntsman Initiatives		Starboard Responses
2021		
Sept 27		* Filed 13D disclosing 8.4% stake
Oct 25	✓ Met with Starboard representatives at Huntsman headquarters	
Nov 1	✓ Call between Investor Relations team and Starboard	
Nov 7	✓ Previewed Nov. 9 Investor Day presentation at Starboard's request	* Provided minimal input
Nov 9	✓ Held long-scheduled Investor Day in New York City	* Asked no questions, provided no ideas nor suggestions in follow-up
Dec 9	✓ Chair traveled to New York to meet one-on-one with Starboard leadership ✓ Requested names of potential nominees for Board to consider alongside other candidates then under consideration for ongoing refreshment	* Insisted that at least half the Board should be replaced with Starboard nominees * Refused to provide names for Board to consider
Dec 20	✓ Call between Chair, independent director and Starboard representatives ✓ Again requested names of potential nominees for Board to consider	* Asserted intention to direct extensive Board refresh, including leadership positions * Again refused to provide names for Board to consider
Dec 23		* Requested nomination documents; again refused to provide names for Board to consider
2022		
Jan 1	✓ Board appointed three new directors identified over months-long process, and approved March annual meeting date, to expedite shareholder vote on any potential proxy contest	
Jan 3-4	✓ Calls between Chair and Starboard leadership on potential ways to avoid a proxy contest ✓ Requested names of Starboard's three proposed nominees and the two current Board members Starboard would have resign	* Proposed Starboard unilaterally appoint three unidentified nominees, and unilaterally identify two incumbent directors to resign * Again refused to provide names of candidates for Board to consider appointing unless Huntsman agreed to allow Starboard unilateral control over Board composition
Jan 7	✓ Within 48 hours of finally receiving names of three Starboard nominees, Nom Gov Committee interviewed two nominees who did not work for Starboard	
Jan 8	✓ Chair conveyed Nom Gov Committee's willingness to appoint one Starboard nominee in a negotiated resolution, and agreed at Starboard's request to facilitate call with a Board appointee who had not yet been publicly announced, to assess whether Starboard could support his appointment as part of a negotiated resolution	* Informed new director that he appeared to be a good nominee that Starboard might be interested in nominating to other boards in the future – but that Starboard nonetheless intended to run proxy fight in which he could be targeted * Never again contacted Huntsman to discuss potential negotiated resolution

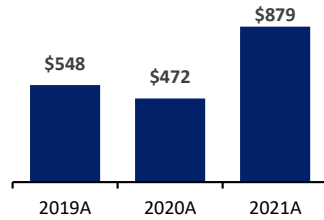
Huntsman – Segment Overview

Polyurethanes

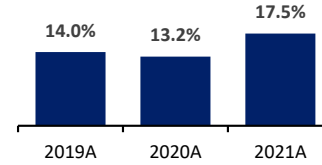
Revenue



Adj. EBITDA



Adj. EBITDA Margin



End Markets

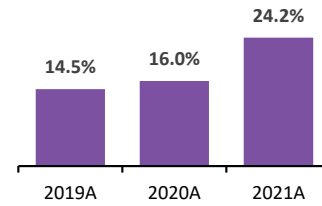
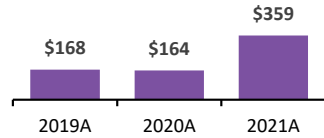
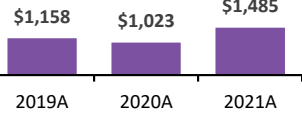
- Energy-saving insulation, light-weighting, and performance materials for automotive, comfort foam for bedding and furniture, protective coatings, adhesives, and elastomers for footwear

Peers



Polyurethanes

Performance Products



- Coating & adhesives, fuels & lubricants, urethane catalysts, composites, gas treating, and epoxy curing



Energizing Chemistry

Industrial Intermediates

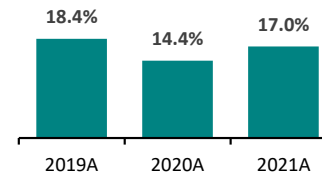
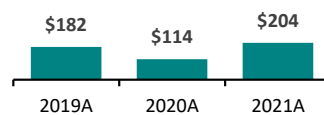
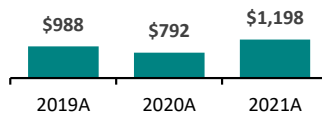


Chemicals Segment



Specialty Additives

Advanced Materials ⁽¹⁾



- Specialty epoxy, acrylic, and polyurethane-based polymer resin systems, adhesive products, coatings, construction materials, circuit boards, and sports equipment



Coatings and Composites



Epoxy Segment

Source: Company filings and FactSet as of January 27, 2022.

(1) Advanced Materials Segment has been adjusted on a pro-forma basis to account for the sale of the DIY India business in 2020.

Huntsman Is Well-Positioned To Create Sustainable Long-Term Shareholder Value In 2022 And Beyond

HUNTSMAN

Enriching lives through innovation



Grow Differentiated

- High return and differentiated growth projects
- Up-value portfolio through accretive M&A and bolt-on acquisitions
- Focus on value over volume
- Continue to drive innovation and sustainable solutions



Improve Adj. EBITDA Margin

- Unrelenting pricing excellence
- Cost optimization and synergies
- Up-valuing lower margin products
- Drive to 18% – 20% margin



Generate 40%+ Free Cash Flow

- Capital expenditure discipline
- Increase operating leverage
- Working capital management



Commitment to Capital Return & Investment Grade

- Attractive and competitive dividend payout
- New share repurchase program of \$1BN expected to be complete within two years
- Maintain investment grade balance sheet



Forward-looking Statements & Non-GAAP Financial Measures

HUNTSMAN

Enriching lives through innovation

Forward Looking Statements

This presentation includes “forward-looking statements” within the meaning of Section 27A of the Securities Act of 1933 and Section 21E of the Securities Exchange Act of 1934. These forward-looking statements include statements concerning our plans, objectives, goals, financial targets, strategies, future events, future revenue or performance, capital expenditures, financing needs, plans or intentions relating to acquisitions, divestitures or strategic transactions, including the review of the Textile Effects Division, business trends and any other information that is not historical information. When used in this presentation, the words “estimates,” “expects,” “anticipates,” “likely,” “projects,” “outlook,” “plans,” “intends,” “believes,” “forecasts,” “targets,” or future or conditional verbs, such as “will,” “should,” “could” or “may,” and variations of such words or similar expressions are intended to identify forward-looking statements. These forward-looking statements, including, without limitation, management’s examination of historical operating trends and data, are based upon our current expectations and various assumptions and beliefs. In particular, such forward-looking statements are subject to uncertainty and changes in circumstances and involve risks and uncertainties that may affect the Company’s operations, markets, products, prices and other factors as discussed in the Company’s filings with the Securities and Exchange Commission (the “SEC”). In addition, there can be no assurance that the review of the Textile Effects Division will result in one or more transactions or other strategic change or outcome. Significant risks and uncertainties may relate to, but are not limited to, ongoing impact of COVID-19 on our operations and financial results, volatile global economic conditions, cyclical and volatile product markets, disruptions in production at manufacturing facilities, timing of proposed transactions, reorganization or restructuring of the Company’s operations, including any delay of, or other negative developments affecting the ability to implement cost reductions and manufacturing optimization improvements in the Company’s businesses and to realize anticipated cost savings, and other financial, operational, economic, competitive, environmental, political, legal, regulatory and technological factors. Any forward-looking statement should be considered in light of the risks set forth under the caption “Risk Factors” in our Annual Report on Form 10-K for the year ended December 31, 2021, which may be supplemented by other risks and uncertainties disclosed in any subsequent reports filed or furnished by the Company from time to time. All forward-looking statements apply only as of the date made. Except as required by law, the Company undertakes no obligation to update or revise forward-looking statements to reflect events or circumstances that arise after the date made or to reflect the occurrence of unanticipated events.

Non-GAAP Financial Measures

This presentation contains financial measures that are not in accordance with generally accepted accounting principles in the U.S. (“GAAP”), including adjusted EBITDA. For more information on the non-GAAP financial measures used by the Company and referenced in this presentation, including definitions and reconciliations of non-GAAP measures to GAAP, please refer to “Non-GAAP Reconciliation” hyperlink available in the “Financials” section of the Company’s website at www.huntsman.com/investors.

The Company does not provide reconciliations of forward-looking non-GAAP financial measures to the most comparable GAAP financial measures on a forward-looking basis because the Company is unable to provide a meaningful or accurate calculation or estimation of reconciling items and the information is not available without unreasonable effort. This is due to the inherent difficulty of forecasting the timing and amount of certain items, such as, but not limited to, (a) business acquisition and integration expenses, (b) merger costs, and (c) certain legal and other settlements and related costs. Each of such adjustments has not yet occurred, are out of the Company's control and/or cannot be reasonably predicted. For the same reasons, the Company is unable to address the probable significance of the unavailable information.