

6 Quick Steps to Recharge Your Battery

INOGEN ONE[®] G3 External Battery Charger

Your Equipment Provider:

Your Physician:




326 Bollay Drive,
Goleta, CA 93117
1-877-4-INOGEN (Toll Free)
1-877-446-6436 (Toll Free)
1-805-562-0515 (International)
info@inogen.net
www.inogenone.com
www.OxygeNation.com

96-03870-00-01B



INOGEN ONE[®] G3 External Battery Charger

Your Inogen One G3 External Battery Charger (BA-303) will charge your Inogen One G3 single and double batteries. It takes approximately 3 hours to charge a fully depleted single battery, and approximately 6 hours to charge a fully depleted double battery. Note: the battery will also recharge in the Inogen One G3 when powered by the AC Power Supply, or DC Power Cable.




Plug the External Battery Charger AC power supply cord into the nearest electrical outlet.




Plug the External Battery Charger AC power supply into the battery charger.




Slide the charger onto the Inogen One G3 Battery by clicking and locking into the charger.



When the battery is in the correct position, a solid red light will indicate that the battery is charging.



When the green light illuminates, the battery is fully charged*.



Press battery latch down and slide charger off battery.

inogen