



**REGIONAL BUSINESS OUTLOOK**  
**DRIVING LONG-TERM GROWTH**

**CBRE**



# REGIONAL BUSINESS OUTLOOK

---

## Panel



Cal  
Frese

---

*Chief Executive Officer,  
Americas*



Danny  
Queenan

---

*Chief Executive Officer,  
Asia Pacific*



Martin  
Samworth

---

*Chief Executive Officer,  
Europe, Middle East & Africa*



Mike  
Lafitte  
(moderator)

---

*Chief Operating Officer*

# CBRE BUSINESS ACTIVITY STATISTICS

## Americas 2013 SALES

**7,150**    **\$72.6B**  
Transactions    Value

## LEASING

**38,375**    **\$61.2B**  
Transactions    Value



TOTAL TRANSACTION VALUE

Property &  
Corp Facilities  
Managed <sup>1</sup>

**1.8B SF**

Loan  
Originations <sup>2</sup>

**\$26.4B**

Loan  
Servicing <sup>3</sup>

**\$111.5B**

Valuation &  
Advisory  
Assignments

**48,750**

Project  
Management  
Contract Value <sup>4</sup>

**\$17.0B**

1. Includes 0.12 billion sq. ft. managed by affiliate offices

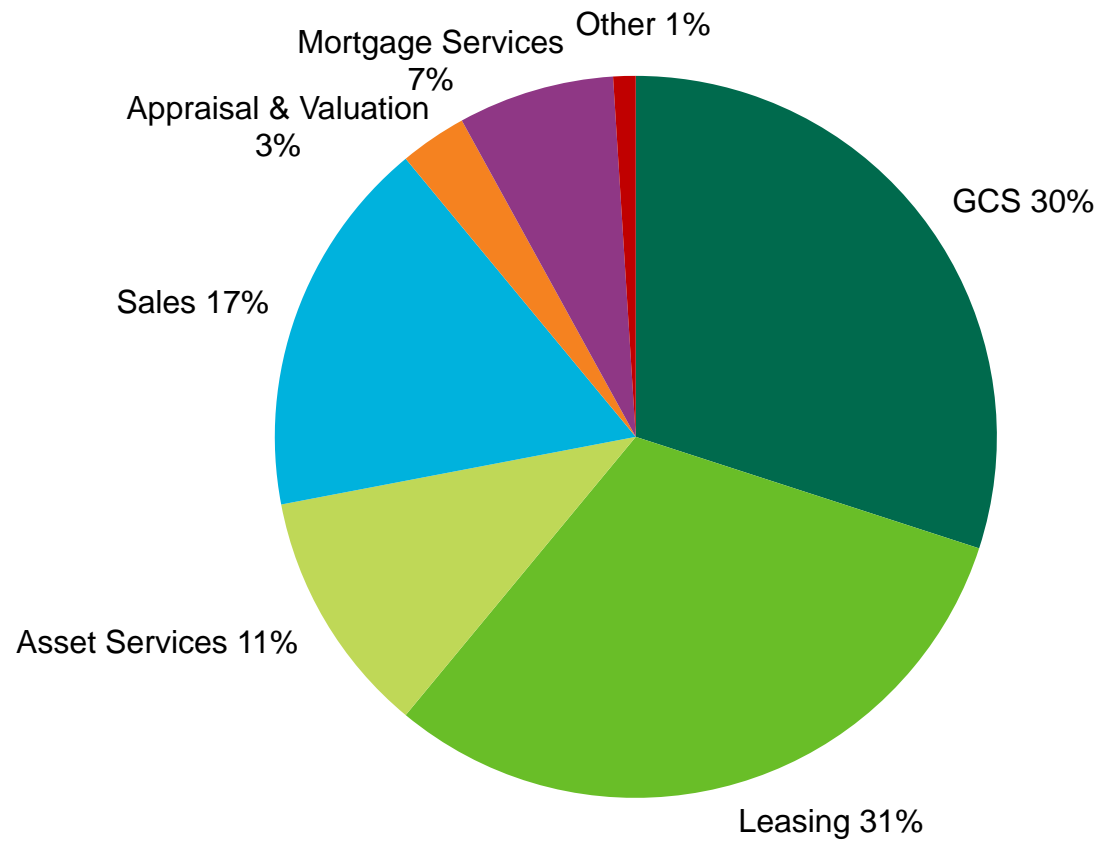
2. Includes loan sale advisory

3. Reflects loans serviced by GEMSA, a joint venture between CBRE Capital Markets and GE Capital Real Estate

4. Includes \$9.4 billion of projects that were in process as of December 31, 2013

# AMERICAS REVENUE BY SERVICE LINE YTD Q3 2014

---



# CBRE BUSINESS ACTIVITY STATISTICS

## APAC 2013 SALES

**9,475** Transactions  
**\$27.1B** Value

## LEASING

**10,325** Transactions  
**\$6.2B** Value



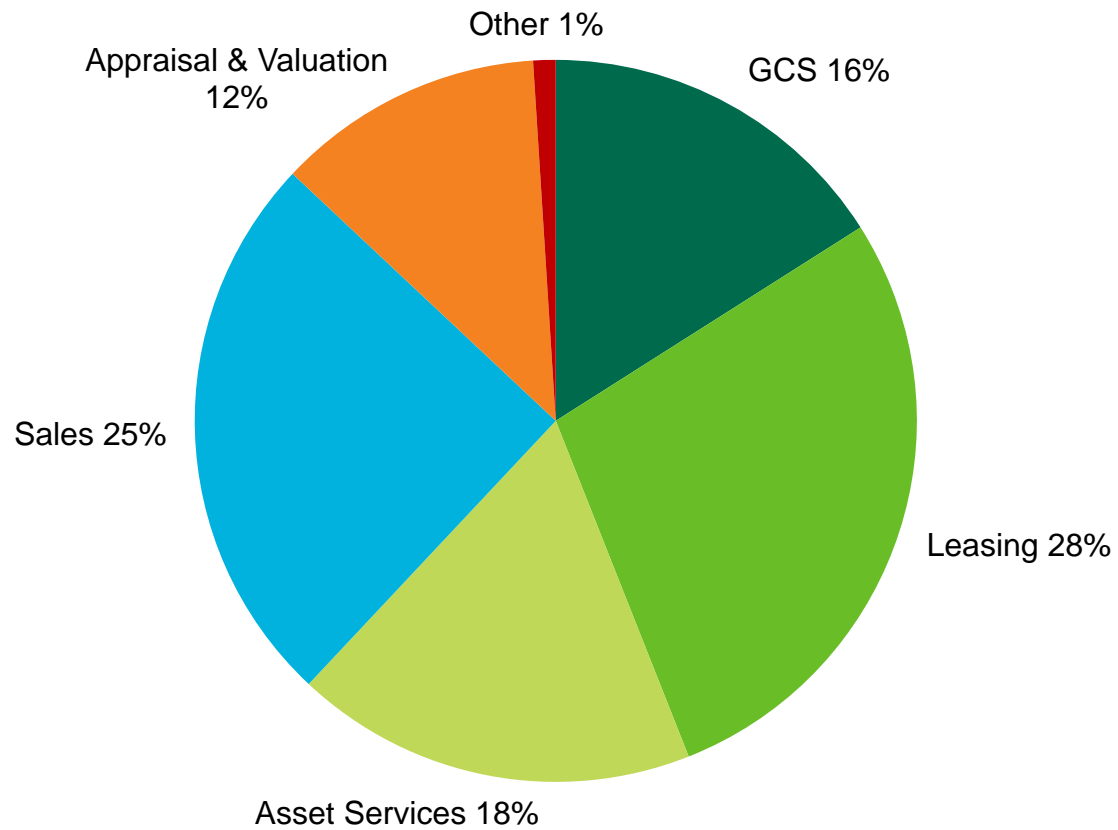
**\$33.3B**

TOTAL TRANSACTION VALUE



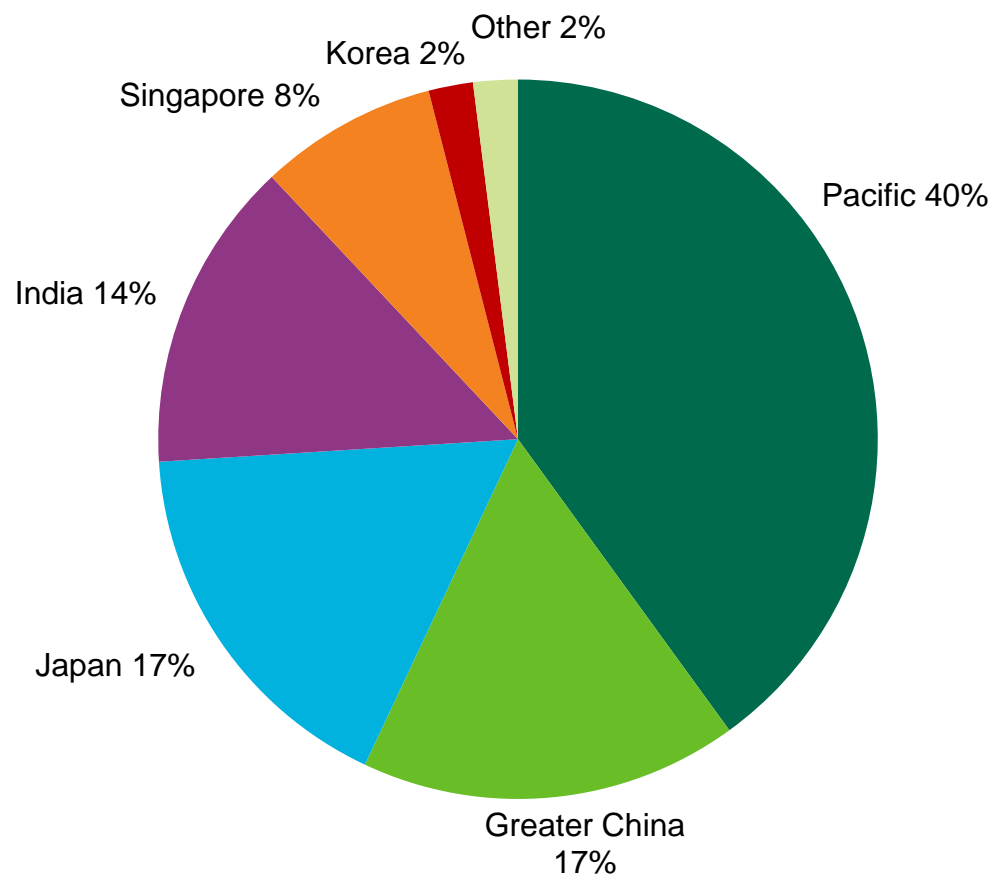
1. Includes 0.07 billion sq. ft. managed by affiliate offices  
2. Includes \$3.9 billion of projects that were in process as of December 31, 2013

# ASIA PACIFIC REVENUE BY SERVICE LINE YTD Q3 2014



# REVENUE BY COUNTRY YTD Q3 2014

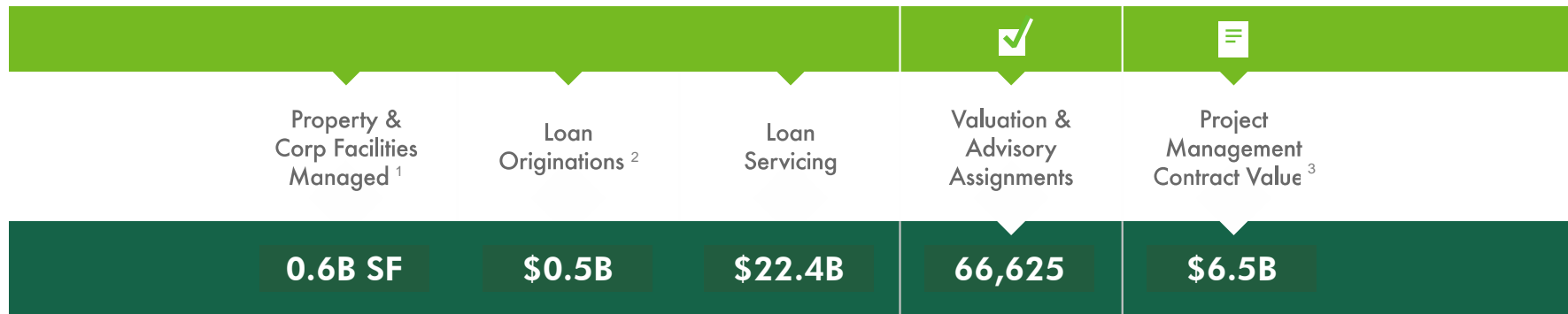
## Asia Pacific Revenue by Country



# CBRE BUSINESS ACTIVITY STATISTICS

## EMEA 2013 SALES

## LEASING

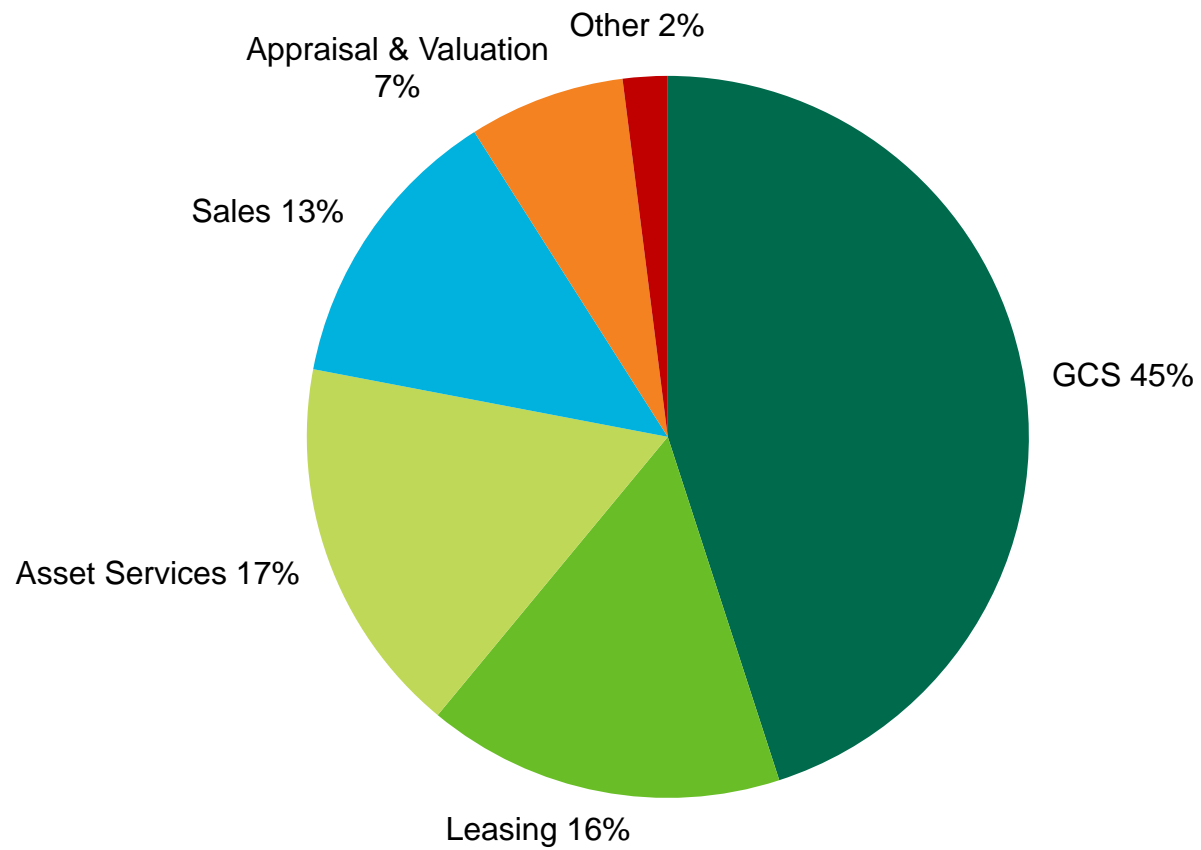


1. Includes 0.07 billion sq. ft. managed by affiliate offices  
 2. Includes loan sale advisory  
 3. Includes \$4.3 billion of projects that were in process as of December 31, 2013



# EMEA REVENUE BY SERVICE LINE YTD Q3 2014

---



# REVENUE BY COUNTRY YTD Q3 2014

## EMEA Revenue by Country

