

AMD FINANCIAL ANALYST DAY 2025

Jack Huynh
SVP & GM, Computing & Graphics



together we advance_

Cautionary Statement

This presentation contains forward-looking statements concerning Advanced Micro Devices, Inc. (AMD) such as the features, functionality, performance, availability, timing and expected benefits of AMD products; AMD's client and gaming segment revenue growth, outpacing market growth; AMD's client business momentum, including revenue growth and client PC revenue share growth; AMD Ryzen™ AI roadmap; AMD's AI PC compute trajectory; AMD's ability to accelerate market leadership; AMD's client and gaming segment revenue growth, outpacing market rate through 2030; AMD's client business revenue market share growth; and AMD being positioned to obtain 40% client revenue share, which are made pursuant to the Safe Harbor provisions of the Private Securities Litigation Reform Act of 1995. Forward-looking statements are commonly identified by words such as "would," "may," "expects," "believes," "plans," "intends," "projects" and other terms with similar meaning. Investors are cautioned that the forward-looking statements in this presentation are based on current beliefs, assumptions and expectations, speak only as of the date of this presentation and involve risks and uncertainties that could cause actual results to differ materially from current expectations. Such statements are subject to certain known and unknown risks and uncertainties, many of which are difficult to predict and generally beyond AMD's control, that could cause actual results and other future events to differ materially from those expressed in, or implied or projected by, the forward-looking information and statements. Investors are urged to review in detail the risks and uncertainties in AMD's Securities and Exchange Commission filings, including but not limited to AMD's most recent reports on Forms 10-K and 10-Q.

AMD does not assume, and hereby disclaims, any obligation to update forward-looking statements made in this presentation, except as may be required by law.



From Momentum to Market Leadership

Leading the Gaming & AI PC Era

Outpacing Market Growth

>\$14B & ~50% Y/Y Growth in 2025

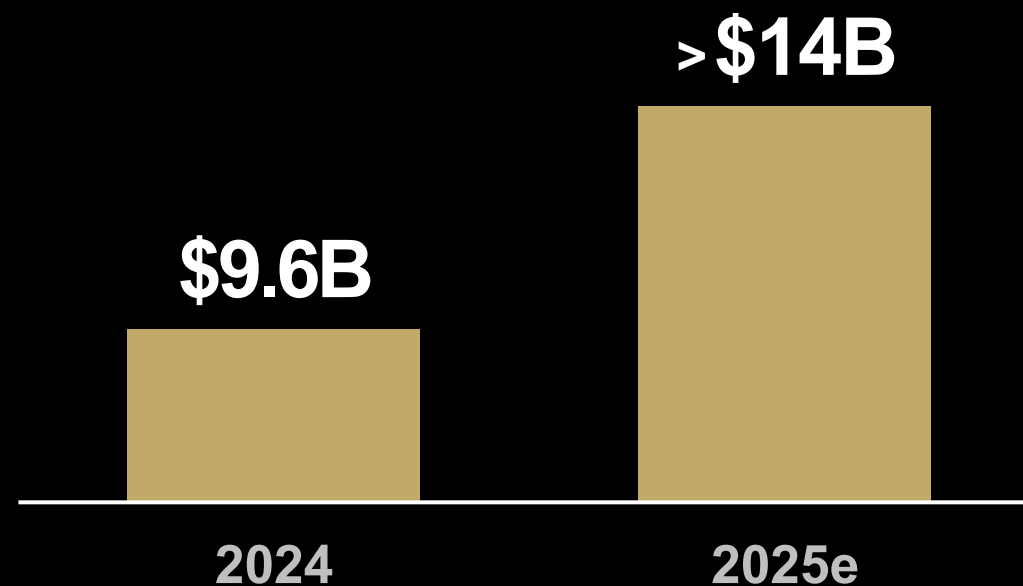


Client



Gaming

Client & Gaming Revenue



Client Momentum

Leadership Products Accelerating Growth Across All Segments



Consumer

The World's Best & Top Selling Gaming CPUs
The Most Powerful AI PC Processor in the Market



Enterprise

The World's Best Workstation Platform
2x Platform Growth across HP, Lenovo, Dell & Asus

“We are very happy with AMD since we are seeing better processor performance & better battery life compared to non-AMD solutions.”

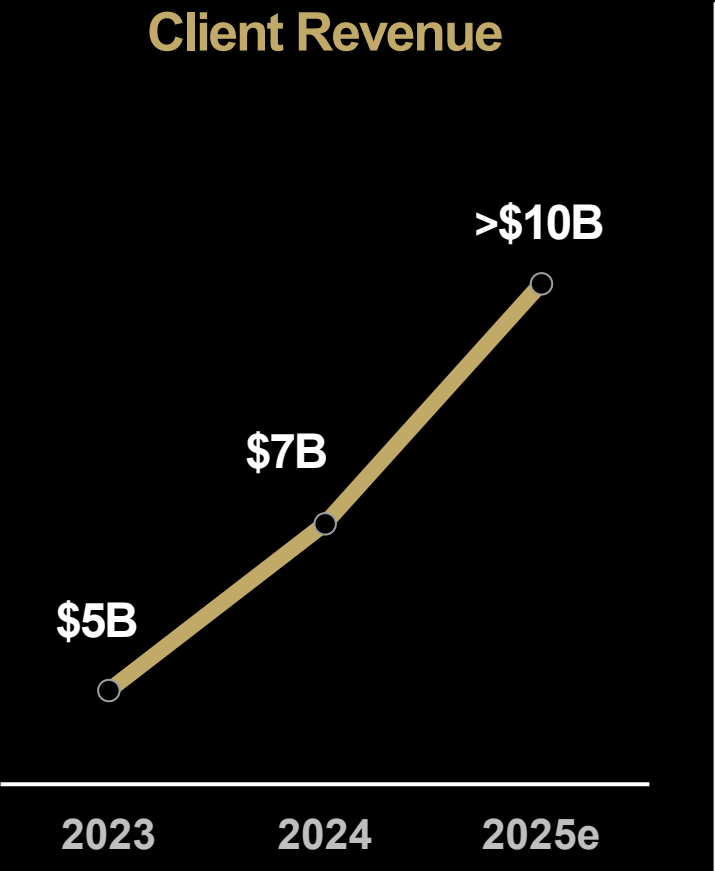
CW5 Shawn E. Petermann

Command Chief Warrant Officer, U.S. Army NETCOM

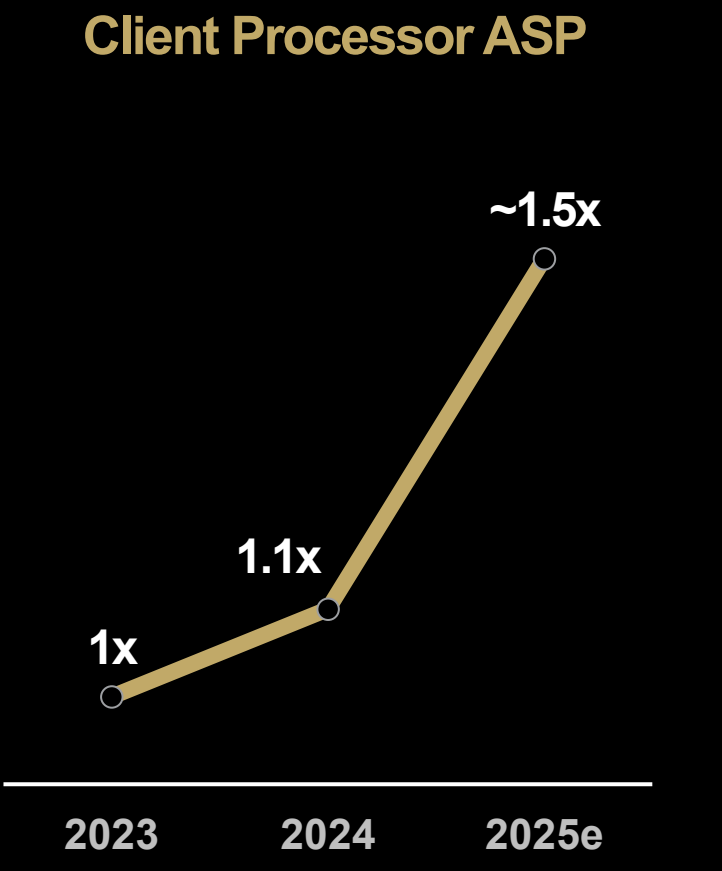


Client Momentum

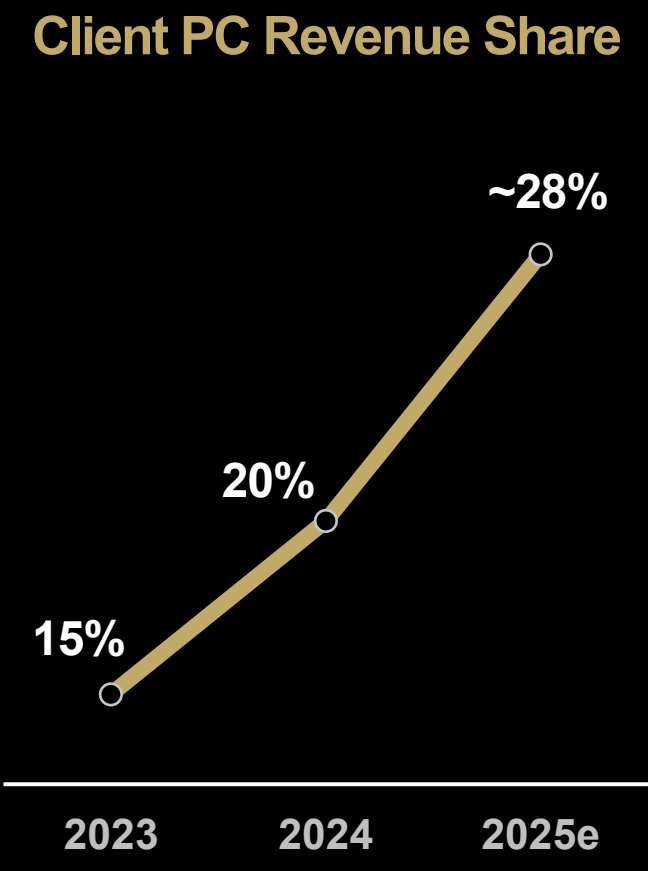
Client Revenue



Client Processor ASP



Client PC Revenue Share



2025e revenue includes Q4'25 financial outlook;
Source: AMD Internal Projection

Gaming Momentum

Won Consecutive Console Generations



Consoles

>250M Units Shipped Across Multiple Generations of Xbox & PlayStation



Handhelds

New Handhelds with Steam Deck, ROG Xbox Ally & Legion Go



Graphics

The Best Mainstream Gaming GPUs



Powering >1 Billion AI End-User Devices

We're Infusing AI Into Everything We Do

From Client Devices to Broader Compute Solutions

The Ryzen™ AI PC Journey is Accelerating

Over 250 AI PC Platforms With 2.5x Growth in 1 Year



AI Will Transform
the PC as We Know It

Local Context Makes
AI More Personal

Models Adapt to Your
Micro-Interactions

Private Data Access
Creates Deeper Insight

Small Models Are Getting Incredibly Capable & Efficient

Running Faster, With Larger Context Windows & Fewer Parameters

April 2024

Llama 3

Model Size	70 billion
Context Window	~8K tokens
MMLU	~84.0%*

August 2025

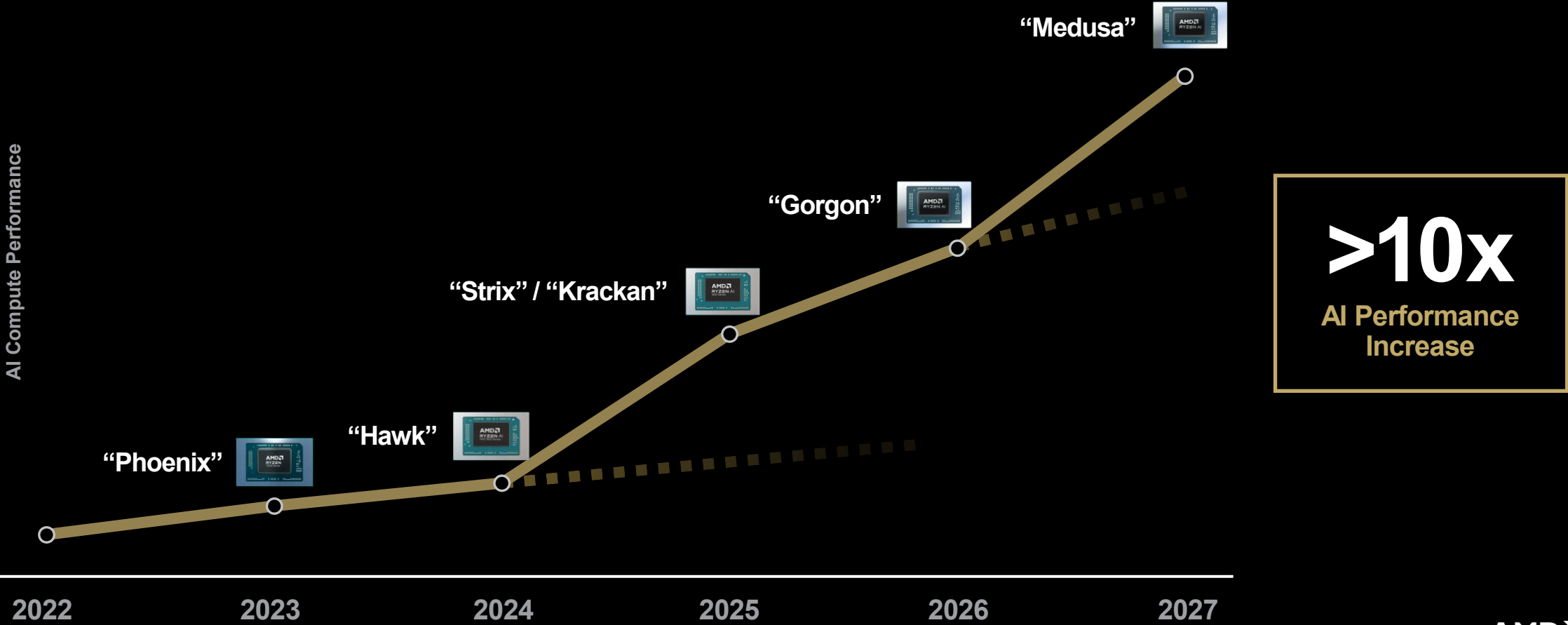
GPT-OSS

Model Size	20 billion
Context Window	~128K tokens
MMLU	~85.3%**

MMLU = Measuring Massive Multitask Language Understanding
*5 shot, post-trained. ** Reported leaderboard score.

Accelerating the Performance Trajectory

Leading the Industry in AI PC Compute



Projection based on AMD internal analysis and data as of Nov. 2025. Roadmap subject to change.

Accelerating With an AI-First Mindset



Client

+



Gaming

AI Beyond the Endpoint



Client



Gaming



Edge AI

Expanding AI Portfolio



Laptop



Desktop



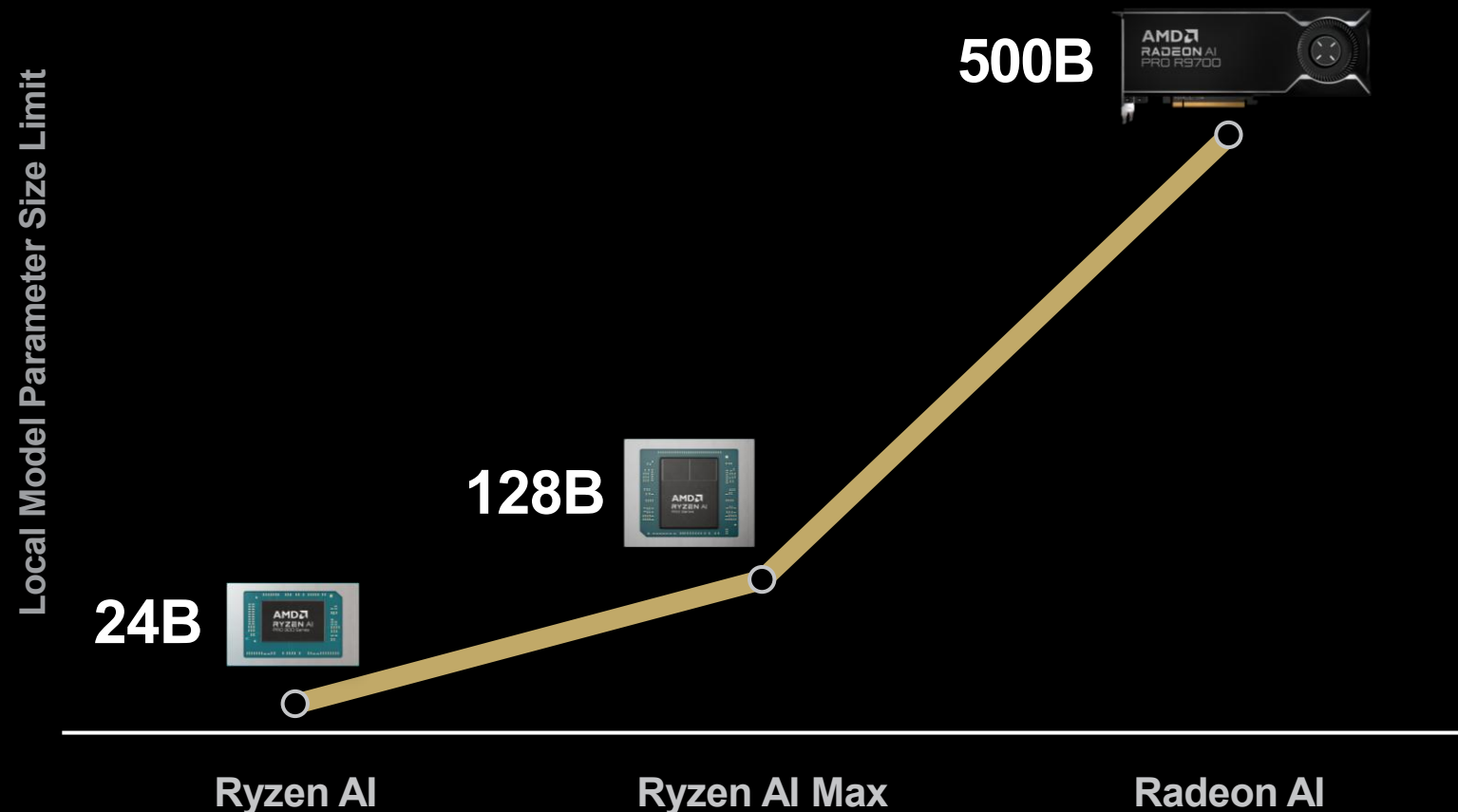
Workstation



Edge AI

Exponential Growth of Real-Time & Private Data Creates New Demand for Edge AI Compute

Building the Next Generation of Edge AI



Unified ROCm™ Ecosystem
from Endpoint to Cloud

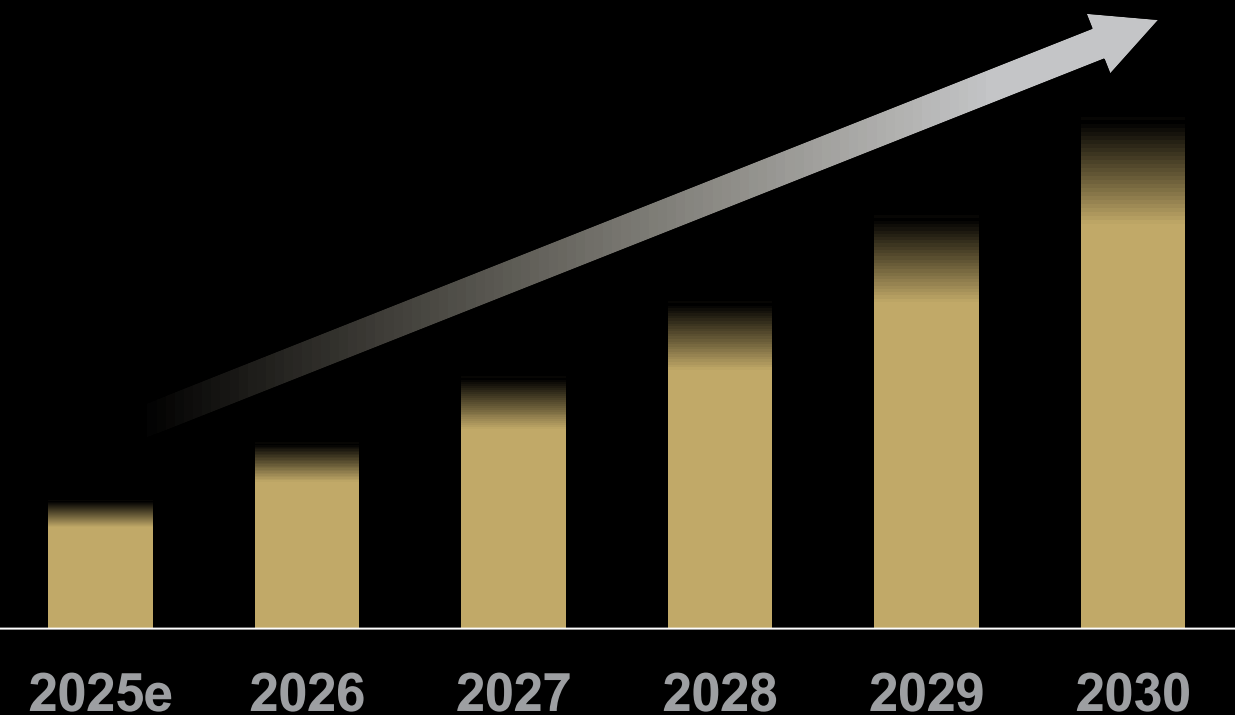
Dense Multi-GPU Edge
Inference Deployment

Deepening R&D Investment
to Attack Edge Computing

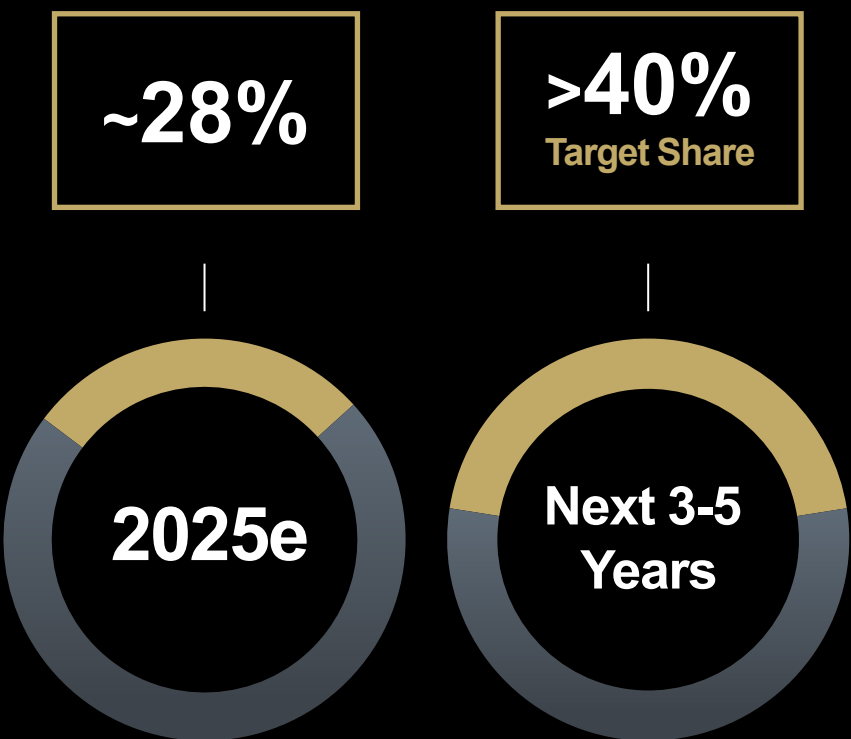
Accelerating Market Leadership

Client & Gaming Revenue

Growing **>3X** Market Rate Through 2030



Client Revenue Market Share



From Momentum to Market Leadership

Leading the Gaming & AI PC Era

**Accelerating to expected >40%
Client Revenue Share**

**Unprecedented Consecutive
Generations of Console Wins**

**Attacking Edge AI as the
Next Growth Frontier**



Disclaimer & Attribution

DISCLAIMER: The information contained herein is for informational purposes only and is subject to change without notice. While every precaution has been taken in the preparation of this document, it may contain technical inaccuracies, omissions and typographical errors, and AMD is under no obligation to update or otherwise correct this information. Advanced Micro Devices, Inc. makes no representations or warranties with respect to the accuracy or completeness of the contents of this document, and assumes no liability of any kind, including the implied warranties of noninfringement, merchantability or fitness for particular purposes, with respect to the operation or use of AMD hardware, software or other products described herein. No license, including implied or arising by estoppel, to any intellectual property rights is granted by this document. Terms and limitations applicable to the purchase or use of AMD products are as set forth in a signed agreement between the parties or in AMD's Standard Terms and Conditions of Sale. GD-18u.

© 2025 Advanced Micro Devices, Inc. All rights reserved. AMD, the AMD Arrow logo, AMD Instinct, EPYC, Pensando, Radeon, ROCm, Ryzen, Versal, Xilinx, and combinations thereof are trademarks of Advanced Micro Devices, Inc. CXL is a registered trademark of Compute Express Link Consortium, Inc. OpenAI is a trademark of OpenAI, Inc. PCIe® is a registered trademark of PCI-SIG Corporation. UCIE is a trademark of Universal Chiplet Interconnect Express, Inc. Ultra Accelerator Link and UALink are trademarks of the UALink Consortium. Other product names used in this publication are for identification purposes only and may be trademarks of their respective owners. Certain AMD technologies may require third-party enablement or activation. Supported features may vary by operating system. Please confirm with the system manufacturer for specific features. No technology or product can be completely secure.

Endnotes

- GNR-21: Testing as of October 2024 by AMD Performance Labs on test systems configured as follows: AMD Ryzen 7 7800X3D & 9800X3D system: GIGABYTE X670E AORUS MASTER, Balanced, 2x16GB DDR5-6000, Radeon RX 7900 XTX, VBS=On, SAM=On, KRACKENX63 (September 27, 2024); Intel Core i9-14900K system: MSI MEG Z790 ACE MAX (MS-7D86), Balanced, 2x16GB DDR5-6000, Radeon RX 7900 XTX, VBS=On, SAM=On, KRAKENX63 (September 11, 2024) {profile=MSI Performance} on the following games: Ashes Of The Singularity: Escalation, Assassins Creed Mirage, Assassins Creed Valhalla, Avatar: Frontiers Of Pandora, Baldurs Gate 3, Black Myth: Wukong, Borderlands 3, Counter-Strike 2, CyberPunk 2077, Deus Ex: Mankind Divided, Dirt 5, DOTA 2, F1 2023, F1 2024, Far Cry 6, Final Fantasy 14 Dawntrail, Forza Horizon 5, Ghost Recon Breakpoint, Guardians Of The Galaxy, Hitman 3, Hogwarts Legacy, Horizon Zero Dawn, League of Legends, Metro Exodus, Metro Exodus Enhanced Edition, Middle Earth Shadow of War, Rainbow 6 Siege, Riftbreaker, Shadow Of The Tomb Raider, Spider Man Remastered, Starfield, Strange Brigade, The Callisto Protocol, Tiny Tinas Wonderlands, Total War Warhammer 3, Warhammer Dawn Of War 3, Watch Dogs Legion, World of Tanks encore, Wolfenstein Youngblood. System manufacturers may vary configurations, yielding different results.
- FRG-01: Testing by AMD as of March 2025 on the following systems (best performance mode enabled): (1) an MSI Raider A18 notebook equipped with the AMD Ryzen™ 9 9955HX3D (75W), 64GB RAM, RTX 4090 GPU, and VBS ON versus (2) Acer Predator equipped with the Intel Core i9 14900HX (55W), 32GB RAM, RTX 4090 GPU, and VBS ON. Performance uplift based on the average of results from the following benchmarks: PC Mark 10, POV-Ray, Procyon Office productivity, 7-Zip, Phoronix Encode, LM Studio, Handbrake, Blender, Geekbench, Cinebench 2024, and V-Ray. System manufacturers may vary configurations, yielding different results.
- SHO-06: Testing as of Dec 2024 using the following benchmark scores compared to Intel Core Ultra 9 288V and Qualcomm Snapdragon X Elite X1E-84-100. Cinebench 2024 nT, 3Dmark Wildlife Extreme, and Blender.. Next gen AI PC defined as a Windows PC with a processor that includes a NPU with at least 40 TOPS. Configuration for AMD Ryzen™ AI Max+ 395 processor: AMD reference board, Radeon™ 8060S graphics, 32GB RAM, 1TB SSD, VBS=ON, Windows 11. Configuration for Qualcomm Snapdragon X Elite X1E-84-100 processor: Samsung Galaxybook, Adreno Graphics, 16GB RAM, Microsoft Windows 11. Configuration for Intel Core Ultra 9 288V: ASUS Zenbook X 14, Intel Arc Graphics, 32GB RAM, 1TBSSD, Microsoft Windows 11 Home. Laptop manufacturers may vary configurations yielding different results.
- SHP-03: V-Ray Benchmark 6 (CPU, ksamples), Keyshot Viewer 2024.2 benchmark, Corona Render (Rays/sec) benchmark 10, PugetBench Premiere Pro and After Effects, SPECapc Autodesk Maya 2024, SPECapc PTC Creo, Autodesk Revit, Unreal Engine 5.5 Compilation, Chromium Compilation 133.0.6868.0 and MATLAB benchmarks to compare the performance of the AMD Ryzen Threadripper PRO 9995WX processor in a reference system configured with 8x 64GB DDR5 memory, Nvidia RTX PRO 6000 Blackwell graphics, 1TB SSD, Win 11 vs. a similarly configured 7995WX, and a similarly configured BOXX workstation with the Intel® Xeon® W9-3595X processor. Workstation manufacturers may vary configurations, yielding different results. Results may vary.

Endnotes

- RX-1174: Testing done by AMD performance labs February 2025, on a test system configured with Ryzen 7 9800X3D CPU, 32 GB DDR5-6000 Memory, Windows 11 Pro and Radeon RX 9070 XT (Driver 25.3.1) vs. a similarly configured system with an RTX 5070 Ti (Driver 572.47) comparing gaming performance per dollar at 4K in the following applications: Cyberpunk 2077 (DX12, Ultra), Cyberpunk 2077 (DX12, RT Ultra), Assassin's Creed Mirage (DX12, Ultra High), F1 24 (DX12, Ultra High), F1 24 (DX12, Ultra High RT), Starfield (DX12, Ultra), Far Cry 6 (DX12, Ultra), Far Cry 6 (DX12, Ultra RT), Forza Horizon 5 (DX12, Extreme), Forza Horizon 5 (DX12, RT Extreme), Watch Dogs Legion (DX12, Ultra), Watch Dogs Legion (DX12, RT Ultra), Horizon Forbidden West (DX12, Maxed), Horizon Zero Dawn Remastered (DX12, Maxed), God of War: Ragnarok (DX12, Ultra), Call of Duty: Black Ops 6 (DX12, Extreme), DOOM Eternal (Vulkan, Ultra Nightmare), DOOM Eternal (Vulkan, Ultra Nightmare RT), Total War: Warhammer 3 (DX11, Ultra), Dying Light 2 (DX12, High), Dying Light 2 (DX12, High Raytracing), Alan Wake 2 (DX12, High), Alan Wake 2 (DX12, High w/Med RT), Avatar: Frontiers of Pandora (DX12, Ultra), Hitman 3 (DX12, Ultra), Hitman 3 (DX12, Ultra RT), The Witcher 3 (DX12, Ultra+), The Witcher 3 (DX12, RT Ultra), Metro Exodus Enhanced Edition (DX12, Extreme), Black Myth: Wukong (DX12, Cinematic), Black Myth: Wukong (DX12, Cinematic RT) Baldur's Gate 3 (DX11, Ultra), Ghost of Tsushima (DX12, Very High), Star Wars Outlaws (DX12, Ultra RT), Warhammer 40,000: Space Marine 2 (DX12, Ultra), Control (DX12, High), Control (DX12, High RT), Dragon Age: The Veilguard (DX12, Ultra), Dragon Age: The Veilguard (DX12, Ultra RT), Resident Evil 4 (DX12, Max), Resident Evil 4 (DX12, Max RT), Marvel's Spider-Man 2 (DX12, Maxed), Marvel's Spiderman 2 (DX12, Maxed RT), Microsoft Flight Simulator 2024 (DX12 Ultra), The Last of Us: Part 1 (DX12, Ultra), S.T.A.L.K.E.R. 2: Heart of Chornobyl (DX12, Epic), Final Fantasy XVI Demo (DX12, Ultra). Testing conducted on Radeon RX 9070 XT with latest game builds as of February 5, 2025 (Marvel's Spider-Man 2, Microsoft Flight Simulator 2024, The Last of Us: Part 1, and Forza Horizon 5 using latest builds as of February 14th, 2025). Testing conducted on RTX 5070 Ti with latest game builds as of February 20, 2025. Performance per Dollar calculations using official launch SEP pricing as of Feb 25, 2025. System manufacturers may vary configurations, yielding different results.

Endnotes

- RX-1184: RX-1184: Testing done by AMD performance labs February 2025, on a test system configured with Ryzen 7 9800X3D CPU, 32 GB DDR5-6000 Memory, Windows 11 Pro and Radeon RX 9070 XT Partner Board (Asrock Taichi RX 9070 XT rated at 340W running on Driver 25.3.1) vs. a similarly configured system with an RTX 5070 Ti (Driver 572.47) comparing gaming performance at 4K in the following applications: Cyberpunk 2077 (DX12, Ultra), Cyberpunk 2077 (DX12, RT Ultra), Assassin's Creed Mirage (DX12, Ultra High), F1 24 (DX12, Ultra High), F1 24 (DX12, Ultra High RT), Starfield (DX12, Ultra), Far Cry 6 (DX12, Ultra), Far Cry 6 (DX12, Ultra RT), Forza Horizon 5 (DX12, Extreme), Forza Horizon 5 (DX12, RT Extreme), Watch Dogs Legion (DX12, Ultra), Watch Dogs Legion (DX12, RT Ultra), Horizon Forbidden West (DX12, Maxed), Horizon Zero Dawn Remastered (DX12, Maxed), God of War: Ragnarok (DX12, Ultra), Call of Duty: Black Ops 6 (DX12, Extreme), DOOM Eternal (Vulkan, Ultra Nightmare), DOOM Eternal (Vulkan, Ultra Nightmare RT), Total War: Warhammer 3 (DX11, Ultra), Dying Light 2 (DX12, High), Dying Light 2 (DX12, High Raytracing), Alan Wake 2 (DX12, High), Alan Wake 2 (DX12, High w/Med RT), Avatar: Frontiers of Pandora (DX12, Ultra), Hitman 3 (DX12, Ultra), Hitman 3 (DX12, Ultra RT), The Witcher 3 (DX12, Ultra+), The Witcher 3 (DX12, RT Ultra), Metro Exodus Enhanced Edition (DX12, Extreme), Black Myth: Wukong (DX12, Cinematic), Black Myth: Wukong (DX12, Cinematic RT) Baldur's Gate 3 (DX11, Ultra), Ghost of Tsushima (DX12, Very High), Star Wars Outlaws (DX12, Ultra RT), Warhammer 40,000: Space Marine 2 (DX12, Ultra), Control (DX12, High), Control (DX12, High RT), Dragon Age: The Veilguard (DX12, Ultra), Dragon Age: The Veilguard (DX12, Ultra RT), Resident Evil 4 (DX12, Max), Resident Evil 4 (DX12, Max RT), Marvel's Spider-Man 2 (DX12, Maxed), Marvel's Spiderman 2 (DX12, Maxed RT), Microsoft Flight Simulator 2024 (DX12 Ultra), The Last of Us: Part 1 (DX12, Ultra), S.T.A.L.K.E.R. 2: Heart of Chornobyl (DX12, Epic), Final Fantasy XVI Demo (DX12, Ultra). Testing conducted on Asrock Taichi RX 9070 XT (340W) using the latest game builds as of February 25, 2025. Testing conducted on RTX 5070 Ti with latest game builds as of February 20, 2025. System manufacturers may vary configurations, yielding different results
- RX-1226: Testing done by AMD performance labs June 2025, on a test system configured with Ryzen 7 9800X3D CPU, 32 GB DDR5-6000 Memory, Windows 11 Pro, B650E Motherboard, and Radeon RX 9060 XT 16 GB (Driver 25.6.2) vs a similarly configured system with a GeForce RTX 5060 Ti 8 GB (Driver 576.52) comparing gaming performance in the following games: Cyberpunk 2077 (DX12, Ultra), Dragon Age: The Veilguard (DX12, Ultra), Call of Duty: Black Ops 6 (DX12, Extreme), F1 25 (DX12, Ultra High RT), Marvel's Spider-Man 2 (DX12, Maxed RT), Monster Hunter Wilds (DX12, High RT). System manufacturers may vary configurations, yielding different results.