

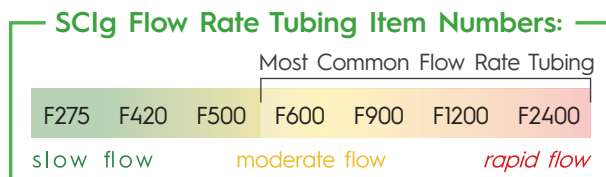
# Eliminating & Troubleshooting Site Reactions

When patients are trained correctly, site reactions could become a rare occurrence. When site reactions do occur, patients can experience redness, irritation, drug leakage, itching, pain, and discomfort.



## 1. Flow Rate

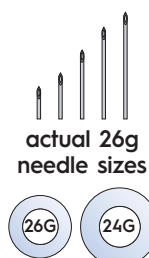
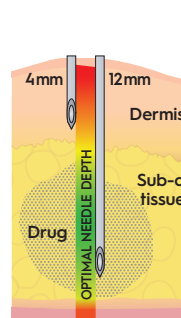
Selecting the correct Precision Flow Rate Tubing™ is important when starting SCIg therapy. It may be trial and error to find which flow rate works best for you/your patients. For patients who experience site reactions, a slower flow rate tubing set is recommended.



## 2. Needle Length

If the selected needle is too short and the opening is too close to the dermis, site irritation and leaking may occur. The opening of the needle should be well within the sub-q tissue. Needle length should be determined according to how much sub-q tissue a patient has.

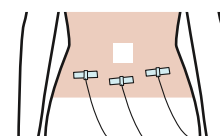
Both 9 and 12 mm needles tend to work well with average sized patients (as shown in the image to the right); while 6 mm needles may be needed for very thin adults and children. Similarly, larger patients may require 14 mm needles. Make sure needles are dry at time of insertion, as leaking needles can cause irritation to the site.



4, 6, 9, 12, & 14 mm lengths with options in 26 & 24\* gauge.  
\*24G is generally used for Cuvitru & HyQvia

## 3. Drug Volume

Volume per site is a key factor to consider, especially because every body-type is different. Patients with more adipose /fatty tissue will be able to accept Ig easier. Thinner patients may experience longer infusion times and more substantial site reactions. You must weigh the volume per site against the subcutaneous tissue you have available to work with. Many times, spreading the volume out to more sites will help keep volume per site low and can eliminate site reactions.



## 4. Site Location

The abdomen is the most common place to infuse, but the upper buttocks/side of upper hips, the outer side of the thighs, and the back of the upper arms are also used. It is important that the site(s) you choose have a good amount of sub-q tissue. Some medications require that sites be 2+ inches apart, and that needles are inserted at a 90° angle. If and how to rotate infusion sites should be a subject for discussion between the patient and healthcare provider. You may achieve better results by periodically returning to sites that have worked well in the past.

The dressing used makes a difference. 3M Tegaderm™ dressing releases easily from the skin when removed properly. To release the adhesive, pull and stretch it out horizontally parallel to the skin. Any redness to skin should be only temporary.

