

Q4 & FULL YEAR 2024 FACT SHEET



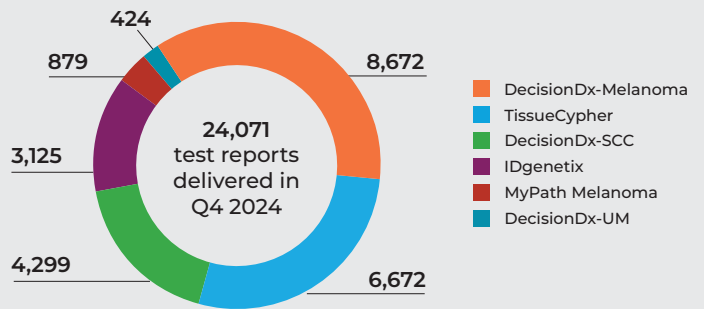
Empowering people, informing care decisions

Q4 2024 Review

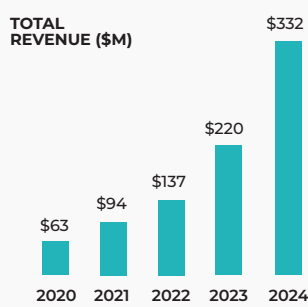
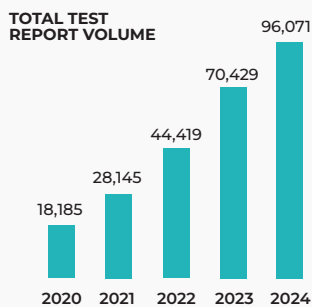
- Q4 2024 revenue grew by 31% to \$86.3 million compared to Q4 2023
- Gross margin for Q4 2024 was 76.2% and Adjusted Gross Margin was 81.1%
- Q4 2024 net cash provided by operations was \$24.4 million compared to \$18.6 million for Q4 2023
- As of Dec. 31, 2024, cash, cash equivalents and marketable investment securities totaled \$293.1 million

Q4 Test Report Volume

Q4 2024 test report volume



Proven track record of consistent execution (2020-2024)



Proven strategy enables value creation for our stakeholders



FOCUS

on best/first-in-class tests with high, unmet clinical need and significant market opportunity

BUILD

robust clinical evidence

PENETRATE

target markets to further test adoption by clinicians and payors

Portfolio of innovative tests designed to guide patient care

DERMATOLOGY

Decision Dx
→ Melanoma

Decision Dx
→ SCC

MyPath
→ Melanoma

OPHTHALMOLOGY

Decision Dx
→ UM

GASTROENTEROLOGY

TissueCypher
→ Barrett's Esophagus

MENTAL HEALTH

IDgenetix
→ PGx Testing

“ Castle delivered an outstanding fourth quarter that rounded out an exceptional 2024, including 51% revenue growth and 36% test report volume growth compared to 2023. I am incredibly proud of our team's hard work in achieving these results, including achieving our previously provided 2025 revenue guidance range one year ahead of expectations. Building on our momentum and successes, we expect to continue to focus on delivering operational excellence. Further, sound capital allocation remains a priority, including pursuing strategic opportunities, aimed at driving stockholder value in 2025 and beyond.”



DEREK MAETZOLD, FOUNDER, PRESIDENT, AND CEO



Mission

Improving health through innovative tests that guide patient care



Vision

To transform disease management by keeping people first: patients, clinicians, employees and investors



Values

Excitement, Collaboration, Integrity, Innovation, Trust and Excellence

Forward-looking statements

Certain statements made herein are forward-looking statements within the meaning of Section 27A of the Securities Act of 1933, as amended, and Section 21E of the Securities Exchange Act of 1934, as amended, which are subject to the "safe harbor" created by those sections. These forward-looking statements include, but are not limited to, statements concerning: the continued success of our growth initiatives and our ability to translate growth into profitability; our estimated U.S. total addressable market for our commercially available tests; our continued focus on delivering operational excellence; and our ability to capitalize on strategic opportunities. The words "anticipates," "can," "could," "estimates," "expects," "may," "potential," "target" and similar expressions are intended to identify forward-looking statements, although not all forward-looking statements contain these identifying words. We may not actually achieve the plans, intentions, or expectations disclosed in our forward-looking statements and you should not place undue reliance on our forward-looking statements. Actual results or events could differ materially from the plans, intentions and expectations disclosed in the forward-looking statements that we make. These forward-looking statements involve risks and uncertainties that could cause our actual results to differ materially from those in the forward-looking statements, including, without limitation: our estimates and assumptions underlying our estimated U.S. total addressable market for our commercially available tests; our assumptions or expectations regarding continued reimbursement for our products and subsequent coverage decisions; Novitas' local coverage determination signifying non-coverage by Medicare of our DecisionDx-SCC test; our estimated total addressable markets for our products and product candidates; the expenses, capital requirements and potential needs for additional financing, the anticipated cost, timing and success of our product candidates; our plans to research, develop and commercialize new tests; our ability to successfully integrate new businesses, assets, products or technologies acquired through acquisitions; the effects of macroeconomic events and conditions, including inflation and monetary supply shifts, labor shortages, liquidity concerns at, and failures of, banks and other financial institutions or other disruptions in the banking system or financing markets; recession risks, international tariffs; supply chain disruptions, outbreaks of contagious diseases and geopolitical events (such as the ongoing Israel-Hamas War and Ukraine-Russia conflict), among others, on our business and our efforts to address its impact on our business; the possibility that subsequent study or trial results and findings may contradict earlier study or trial results and findings or may not support the results discussed in this presentation, including with respect to the diagnostic and prognostic tests discussed in this presentation; the possibility that the actual application of our tests may not provide the anticipated benefits to patients; the possibility that our newer gastroenterology and mental health franchises may not contribute to the achievement of our long-term financial targets as anticipated; and the risks set forth under the heading "Risk Factors" in our Annual Report on Form 10-K for the year ended December 31, 2024, and in our other documents and reports filed or to be filed with the SEC. The forward-looking statements are applicable only as of the date on which they are made, and we do not assume any obligation to update any forward-looking statements, except as may be required by law.

Financial Information; Non-GAAP Financial Measures

In this presentation, we use the metrics of Adjusted Revenues and Adjusted Gross Margin, which are non-GAAP financial measures and are not calculated in accordance with generally accepted accounting principles in the United States (GAAP). Adjusted Revenues and Adjusted Gross Margin reflect adjustments to GAAP net revenues to exclude net positive and/or net negative revenue adjustments recorded in the current period associated with changes in estimated variable consideration related to test reports delivered in previous periods. Adjusted Gross Margin further excludes acquisition-related intangible asset amortization.

We use Adjusted Revenues and Adjusted Gross Margin internally because we believe these metrics provide useful supplemental information in assessing our revenue and operating performance reported in accordance with GAAP, respectively. We believe that Adjusted Revenues, when used in conjunction with our test report volume information, facilitates investors' analysis of our current-period revenue performance and average selling price performance by excluding the effects of revenue adjustments related to test reports delivered in prior periods, since these adjustments may not be indicative of the current or future performance of our business. We believe that providing Adjusted Revenues may also help facilitate comparisons to our historical periods. Adjusted Gross Margin is calculated using Adjusted Revenues and therefore excludes the impact of revenue adjustments related to test reports delivered in prior periods, which we believe is useful to investors as described above. We further exclude acquisition-related intangible asset amortization in the calculation of Adjusted Gross Margin. We believe that excluding acquisition-related intangible asset amortization may facilitate gross margin comparisons to historical periods and may be useful in assessing current-period performance without regard to the historical accounting valuations of intangible assets, which are applicable only to tests we acquired rather than internally developed. However, these non-GAAP financial measures may be different from non-GAAP financial measures used by other companies, even when the same or similarly titled terms are used to identify such measures, limiting their usefulness for comparative purposes.

These non-GAAP financial measures are not meant to be considered in isolation or used as substitutes for net revenues, gross margin, or net loss reported in accordance with GAAP; should be considered in conjunction with our financial information presented in accordance with GAAP; have no standardized meaning prescribed by GAAP; are unaudited; and are not prepared under any comprehensive set of accounting rules or principles. In addition, from time to time in the future, there may be other items that we may exclude for purposes of these non-GAAP financial measures, and we may in the future cease to exclude items that we have historically excluded for purposes of these non-GAAP financial measures. Likewise, we may determine to modify the nature of adjustments to arrive at these non-GAAP financial measures. Because of the nonstandardized definitions of non-GAAP financial measures, the non-GAAP financial measure as used by us in this press release and the accompanying reconciliation tables have limits in their usefulness to investors and may be calculated differently from, and therefore may not be directly comparable to, similarly titled measures used by other companies. Accordingly, investors should not place undue reliance on non-GAAP financial measures. Reconciliations of these non-GAAP financial measures to the most directly comparable GAAP financial measures are presented in the tables at the end of this release.

Industry and Market Data

This presentation includes certain information and statistics obtained from third-party sources. The Company has not independently verified the accuracy or completeness of any such third-party information.

Registered Trademarks

DecisionDx-Melanoma, DecisionDx-CMSeq, i31-SLNB, i31-ROR, DecisionDx-SCC, MyPath Melanoma, DiffDx-Melanoma, TissueCypher, IDgenetix, DecisionDx-UM, DecisionDx-PRAME and DecisionDx-UMSeq are trademarks of Castle Biosciences, Inc.

Non-GAAP Reconciliations

The table below presents the reconciliation of Adjusted Revenues and Adjusted Gross Margin, which are non-GAAP financial measures.

(in thousands)	Three months ended December 31		Twelve months ended December 31	
	2024	2023	2024	2023
Adjusted revenues				
Net revenues (GAAP)	\$86,311	\$66,120	\$332,069	\$219,788
Revenue associated with test reports delivered in prior periods	(491)	4,086	1,751	4,476
Adjusted revenues (Non-GAAP)	\$85,820	\$70,206	\$333,820	\$224,264
Adjusted gross margin				
Gross margin (GAAP) ¹	\$65,788	\$51,426	\$260,758	\$165,793
Amortization of acquired intangible assets	4,340	2,271	11,106	9,013
Revenue associated with test reports delivered in prior periods	(491)	4,086	1,751	4,476
Adjusted gross margin (Non-GAAP)	\$69,637	\$57,783	\$273,615	\$179,282
Gross margin percentage (GAAP) ²	76.2%	77.8%	78.5%	75.4%
Adjusted gross margin percentage (Non-GAAP) ³	81.1%	82.3%	82.0%	79.9%

1. Calculated as net revenues (GAAP) less the sum of cost of sales (exclusive of amortization of acquired intangible assets) and amortization of acquired intangible assets.
2. Calculated as gross margin (GAAP) divided by net revenues (GAAP).
3. Calculated as adjusted gross margin (Non-GAAP) divided by adjusted revenues (Non-GAAP).



USEFUL LINKS

[Q4 2024 Earnings Press Release](#)
[Corporate Presentation](#)