



Welcome to **Lidar 2.0**



Safe Harbor Statements

This presentation of MicroVision, Inc. ("MicroVision," "the Company," "we," or "our"), and any accompanying oral presentation, contains forward-looking statements within the meaning of Section 27A of the Securities Act of 1933, as amended, and Section 21E of the Securities Exchange Act of 1934, as amended. Such statements include, among others: statements relating to expectations regarding our future growth, profitability, market position and addressable market size; projections, estimates and targets; our financial condition and liquidity; our business strategies; our product plans and partnerships; and future product performance. All statements contained in this presentation that do not relate to matters of historical fact should be considered forward-looking statements. These statements reflect our expectations, assumptions and estimates as of the date of this presentation, and actual results may differ materially from the results predicted. The preparation of forward-looking financial guidance requires us to make estimates and assumptions; actual results may differ materially from these estimates under different assumptions or conditions. Factors that could cause actual results for MicroVision to differ from the results predicted include: our history of operating losses; the need for additional capital; potential dependence on third party partners, including licensing partners and contract manufacturers; risks related to our technology and commercialization; quarterly financial and stock price performance; continued listing of our stock; successful monetization of our product solutions; competitive risks; risks associated with key customer or strategic relationships and activities; disruptions in the global financial markets and supply chains; acquisition integration risks and legal & regulatory risks. More information about potential risk factors that could affect our business and financial results is included in MicroVision's latest annual report on Form 10-K for the year ended December 31, 2025, subsequent quarterly reports on Form 10-Q, and other reports and documents filed by MicroVision from time to time with the U. S. Securities and Exchange Commission ("SEC").

In addition to financial measures presented in accordance with U.S. generally accepted accounting principles ("GAAP"), this presentation includes certain non-GAAP financial measures, including Adjusted EBITDA and Adjusted Gross Profit. These non-GAAP measures are in addition to, and not a substitute for, or superior to, measures of financial performance prepared in accordance with GAAP. The non-GAAP financial measures used by MicroVision may differ from the non-GAAP financial measures used by other companies.

Except as required by law, we assume no obligation to update any information in this presentation to reflect events or circumstances in the future, even if new information becomes available. Unless otherwise indicated, information contained in this presentation concerning our industry, competitive position and the markets in which we operate is based on information from independent industry and research organization other third-party sources and management estimates. Management's estimates are derived from publicly available information released by independent industry analysts and other third-party sources, as well as data from our internal research, and are based on assumptions made by us that we believe to be reasonable. In addition, projections, assumptions and estimates of future industry and Company performance are necessarily subject to uncertainty and risk due to a variety of factors, including those described above and in our SEC filings. These and other factors could cause results to differ materially from those expressed in the estimates made by independent parties and by MicroVision.

MicroVision has rights to various trademarks, service marks and trade names used in connection with the operation of our business. This presentation also contains trademarks, service marks and trade names of third parties, which are the property of their respective owners. The use or display of third parties' trademarks, service marks, trade names or products in this presentation is not intended, and does not imply, a relationship with MicroVision, or an endorsement or sponsorship by or of MicroVision. Solely for convenience, the trademarks, service marks and trade names referred to in this presentation may appear without the ®, TM or SM symbols, but such references are not intended to indicate, in any way, that MicroVision will not assert, to the fullest extent under applicable law, its rights or the right of the applicable licensor in these trademarks, service marks and trade names.



We have entered a **new era for lidar**

Emergence

2005-2015



Explosion

2016-2020



Consolidation

2021-2025



Lidar 2.0

2026+



**Over the last 10 years, more than 50%
of lidar companies have disappeared**

2016-2020

40+
companies enter

2026

<20
companies remain

MicroVision: built to lead Lidar 2.0

A fundamental shift from technology to value

Lidar 1.0

proving technology

Hardware-first

Best-in-class performance

Expensive

Volume drives down cost

Flashy wins

Fragile revenue

Heavy burn

Lidar 2.0

proving value

Open software as a differentiator

Right performance for specific use cases

Designed to cost

Cost drives adoption

Disciplined execution

Diversified revenue streams

Fiscal discipline

Portfolio + software + execution: This is how MicroVision unlocks value for customers

**Right performance.
Right price.**

**Economics drive adoption,
not the other way around.**

**Right portfolio.
Many applications.**

**Short, long, and ultra-long-range
sensing that supports many
verticals.**

**Open software as
a lever**

**Software that lowers cost and
expands capability.**

**Accelerating
revenue**

**Converting existing commercial
demand and customer
relationships into revenue.**

Credible execution

**Automotive-grade DNA and a collaborative approach to partnering with customers.
Experienced leadership with a track record for meeting commitments, milestones, and
deliveries.**

Right portfolio. Right performance.

Leading Lidar 2.0 with the most comprehensive portfolio in the industry.





Sensors

The full suite of wavelength, scanning, and measurement technologies coupled with on-board processing



Software / AI

System-level value unlocked with our Open Software Framework and MicroVisions AI-enabled point cloud and perception.

Short range <50m	Long range 50-300m	Ultra long range 500-1,500m	
			
Movia L, S and Air 905nm flash-based sensors	Iris 1550 ToF 2-D Scanning	Halo 1550 ToF 2-D Scanning	Scantinel 1550 FMCW 1-D Scanning

Point Cloud	Perception	SDK and Data Management	Open S/W Framework
<ul style="list-style-type: none">AI-Enabled Point Cloud to simplify hardware complexity and reduce cost	<ul style="list-style-type: none">Full perception including localization, real time mapping and LCAS (Lidar Collision Avoidance)	<ul style="list-style-type: none">Full tool chain for development, visualization, data management and annotation	<ul style="list-style-type: none">Enables our customers to fully integrate the sensor software into the system software architecture - from point cloud to application layer


Our portfolio unlocks new end markets

More revenue streams. More revenue resilience.



Industrial

Ruggedized packaging for harsh environments
Full perception and ADAS capability on board
Highly cost efficient



Security & Defense

Compact and lightweight design for drones
Real-time mapping
Autonomous navigation



Automotive

Lower total system cost
Compact, low power and ultra-wide field of view
Customizable open software framework

Industrial

Industry-ready performance at dramatically lower cost

Durable

- Solid-state design with no moving parts - built to withstand demanding industrial environments.

Onboard software


- Integrated perception for turnkey lidar applications or a customizable open software framework.

Cost-efficient

- Software-driven solid-state lidar with low power consumption



Warehouse & logistics



Port & yard automation



Mining & construction



Agriculture & power

MicroVision companies have a history of engagement with industrial leaders



Security & Defense

Unlocking value through situational awareness, rapid centimeter-level scanning, obstacle detection, and terrain mapping.

Compact

- Small, lightweight design for seamless integration: ideal for drones and small, unmanned vehicles.

Real-time mapping

- Simultaneous mapping during flight or operation, even in GNSS-denied or unknown areas.

Autonomous navigation

- Enables drones and unmanned ground vehicles to navigate and operate independently.



3D Mapping



Real-time mapping



Navigation Environments



Live-Data Delivery

MicroVision companies have a history of engagement with leaders in Security & Defense



Automotive

Enabling automaters to unlock value for their customers through new experiences and IP.

Cost efficiency

- Lower total system costs thanks to tailored application design and software-defined hardware.

Seamless integration

- Minimized footprint that expands placement options and protects OEM design intent.

Customizable open software framework


- End-to-end, customizable solutions - from raw point clouds to advanced ADAS features.




Safe highway driving



Urban driving



Low-speed autonomy



Satellite architecture

MicroVision companies have a history of engagement with automotive leaders

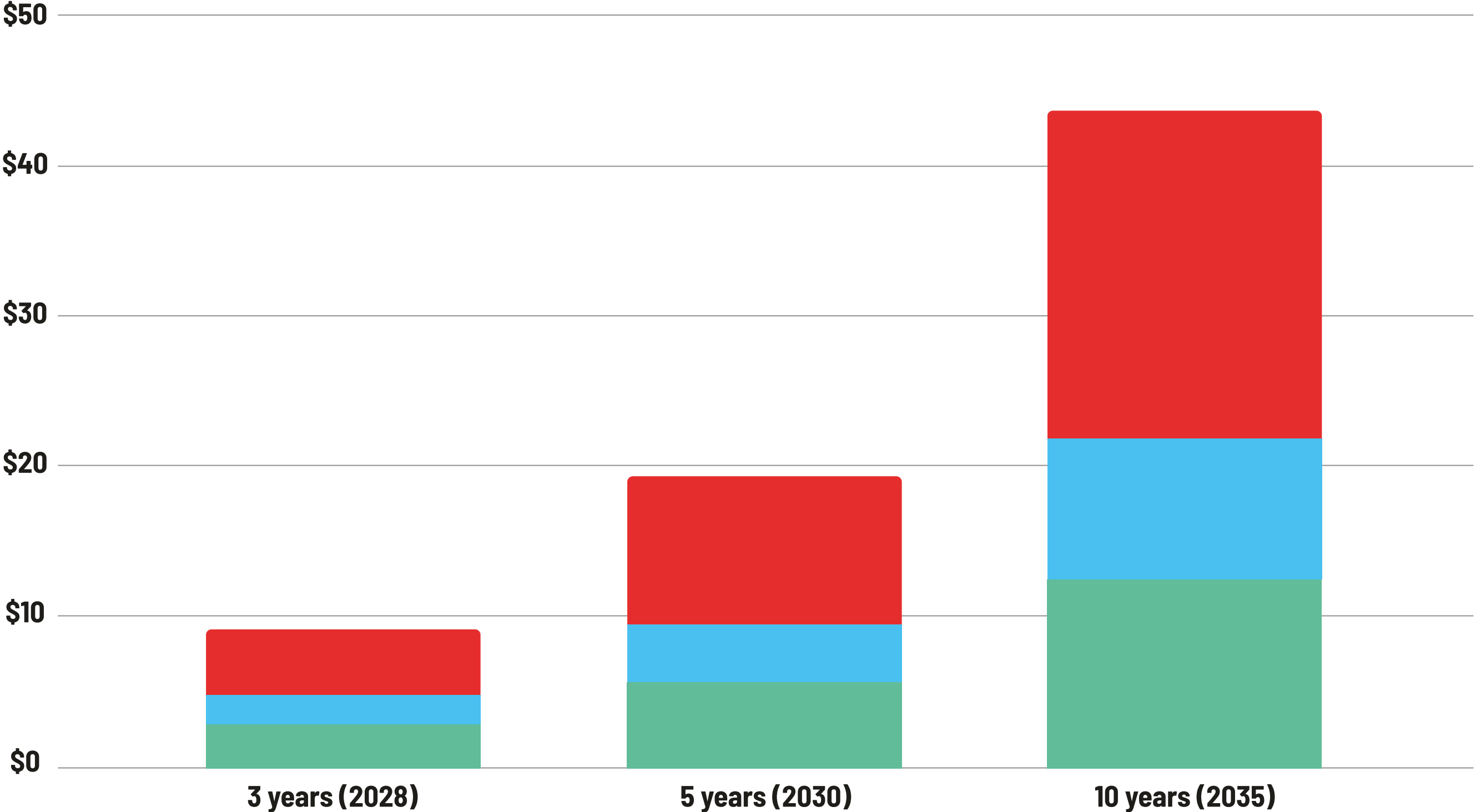


Volkswagen



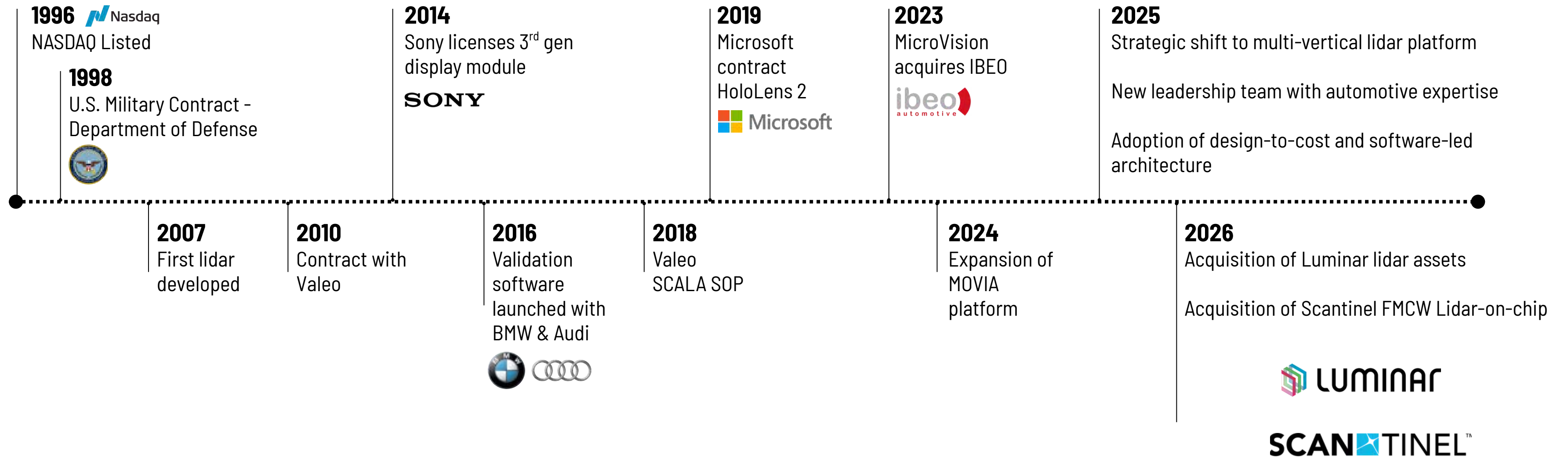
\$40B market growing 25% annually

Driven by perception-enabled autonomy across industries



Market data represent company estimates based on multiple sources

MicroVision Evolution & Acceleration

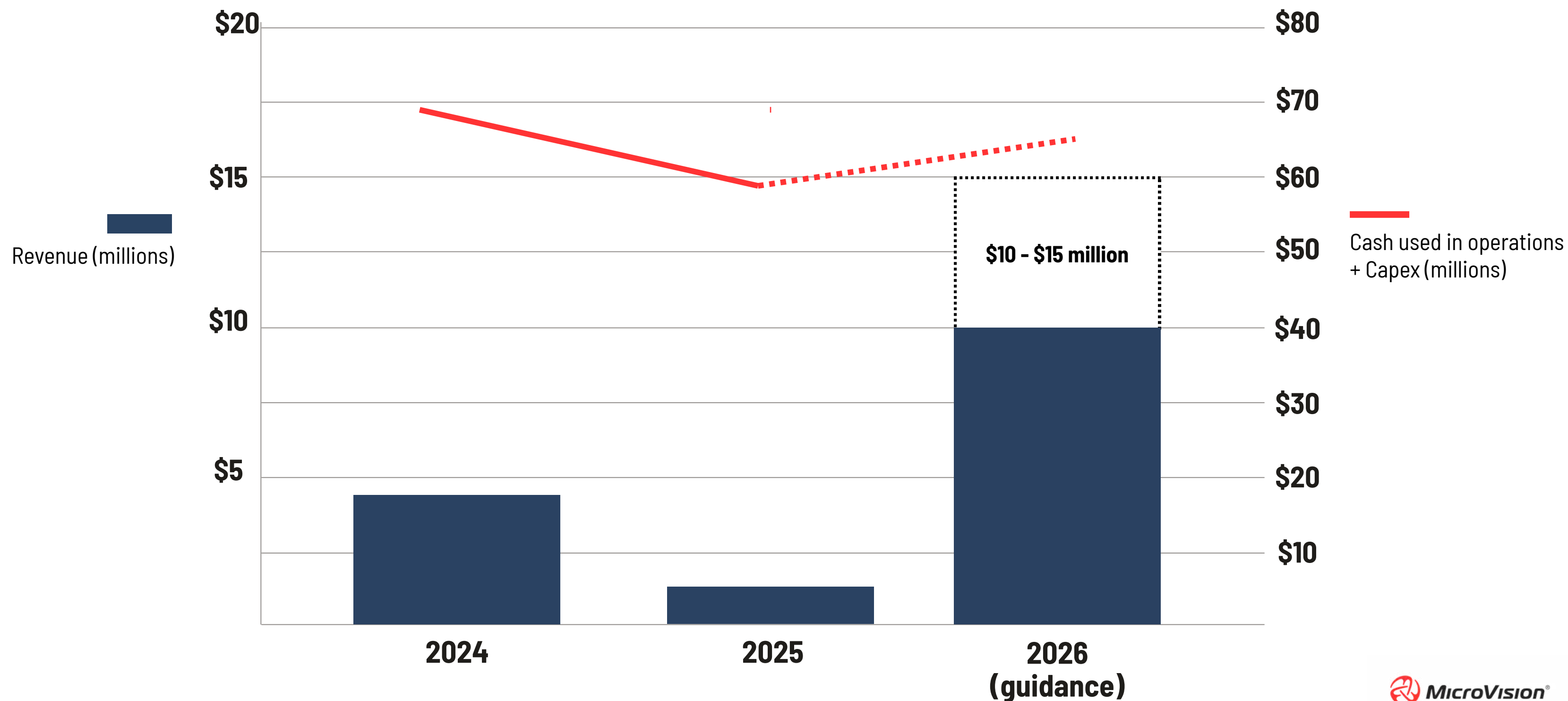


Lidar 1.0

Lidar 2.0

Driving Capital Efficiency and Revenue Growth

Reduced cash usage by 14% to execute Lidar 2.0 strategy



2026 targets



Accelerating revenue through new lidar programs in industrial, security, and defense verticals.

Revenue

\$10-15M

Cash used in operations, plus capex

\$65-70M

Gross margin

Positive

A leadership team proven to deliver at scale



Glen DeVos
CEO

- 40+ years automotive leadership
- Former Aptiv CTO & President
- Led multi-billion dollar portfolios
- ADAS, autonomy, software platforms
- Proven scale & execution operator



Greg Scharenbroch
VP Engineering

- 30+ years automotive engineering
- Former Intel Automotive VP
- ADAS & autonomous platform leader
- Hardware + software systems expert
- Built global engineering teams



Fabio Laura
VP Product & Operations

- 25+ years automotive engineering
- Webasto VP R&D & programs
- Concept to production expert
- Scales complex hardware systems
- Drives operational execution rigor



Drew Markham
SVP People & GC

- 30+ years public company leadership
- M&A, governance, capital markets
- SEC, board, compliance expert
- Led transformation & scaling
- Aligns strategy, talent, execution



Steve Hrynewich
CFO (interim)

- 25+ years finance leadership with global automotive OEM's
- Corporate finance, operational finance, M&A
- Strategic business partner
- Drives financial decision making and business growth opportunities