

Safety of Intravenous Oliceridine in Patients with Renal Impairment: Findings from a Phase 3 Open-label Study

A4178 Ashraf S. Habib, MD¹; Timothy L. Beard, MD, FACS²; Cathy Michalsky, MS³; Kanaka Sridharan, MS³; Linda Wase, MD³; Mark Demitrack, MD³; Joseph F. Answine, MD⁴

¹Department of Anesthesiology, Duke University Medical Center, Durham, NC, USA; ²Department of Surgery and Clinical Research, Summit Medical Group, Bend Memorial Clinic, Bend, OR, USA;

³Trevena, Inc., Chesterbrook, PA, USA; ⁴Department of Anesthesiology, UPMC Pinnacle Campuses, Harrisburg, PA, USA.

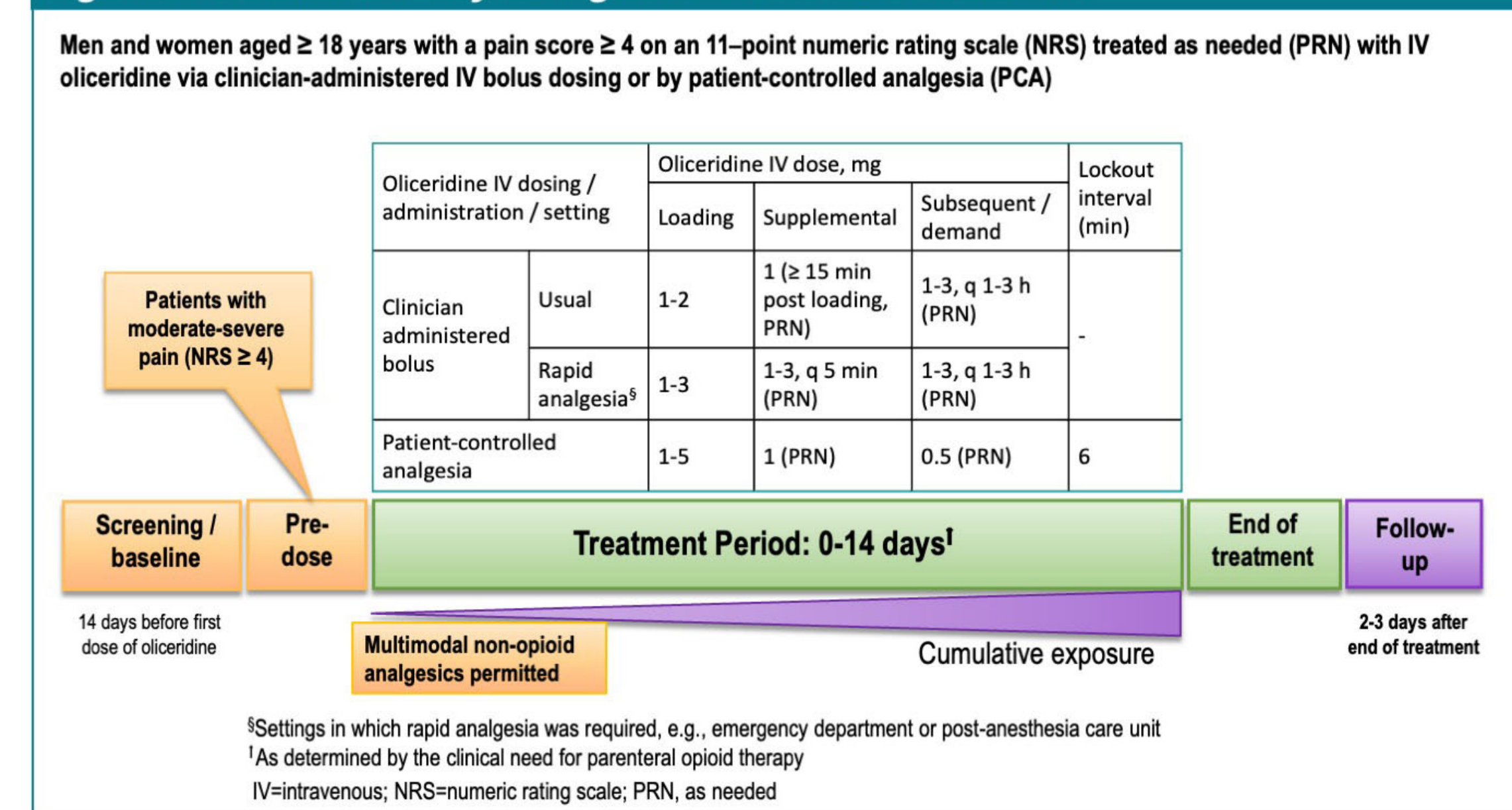


BACKGROUND

- Approximately 15% of the general population in the USA is estimated to have chronic kidney disease (CKD).¹
- In the postoperative setting, patients with CKD are at a high risk of developing serious opioid related adverse events (ORAEs).²
- Furthermore, as most opioids or their metabolites are excreted by the kidneys, dosage adjustment is often required when estimated glomerular filtration rate (eGFR) falls below 50 mL/min.³
- Oliceridine, a new class of IV opioids, that is a G protein-selective agonist at the mu-opioid receptor, was recently approved for use in adults for the management of acute pain severe enough to require an IV opioid analgesic and for whom alternative treatments are inadequate.⁴
- Preclinical findings showed that oliceridine is selective for G-protein signaling (achieving analgesia) with limited recruitment of β-arrestin (associated with ORAEs).⁵ The translation of these findings in humans has not been fully established.
- Oliceridine has no active metabolites and findings from a Phase 1 pharmacokinetic study suggest no requirement for dosage adjustment in patients with renal impairment.⁶
- Here we report the safety of oliceridine in patients with renal impairment from the Phase 3 ATHENA open-label, multicenter study.
- The use of opioids for patients with moderate to severe renal insufficiency (stage 3 CKD or higher) poses one of the largest concerns for clinicians.⁷
- Thus, for this report we combined the data for patients with stage 1 (eGFR ≥ 90 mL/min) or 2 CKD (eGFR 60 — < 90 mL/min) and compared them with those of patients with stage 3 CKD (eGFR 30 — < 60 mL/min).

METHODS

Figure 1: ATHENA Study Design and Treatment Protocol



- ATHENA study included a total of 768 patients who received IV oliceridine for moderate to severe pain following a wide variety of surgeries or a medical condition. Based on calculated eGFR, the distribution of patients with CKD is shown in **Table 1**.

Table 1: Patients with CKD in the ATHENA trial

Stage of CKD	N = 768, n (%)
1	226 (29.4)
2	400 (52.1)
3	135 (17.6)
4	1 (0.1)
5	1 (0.1)
Total	763

Stage could not be calculated in 2 patients. Lab data was missing in 3 patients

For this analysis:

- A total of 761 patients was included in the overall analysis (for the two patients with stage 4 or 5 CKD, the adverse events are reported separately).
- The incidence of observed or self-reported adverse events (AEs), coded based on verbatim reported terms, using Medical Dictionary for Regulatory Activities (MedDRA, V19.0) is reported for patients with renal impairment at baseline.
 - We also report opioid-induced respiratory depression (OIRD) defined by oxygen saturation (SpO₂) < 90% or respiratory rate (RR) < 10 bpm.

RESULTS

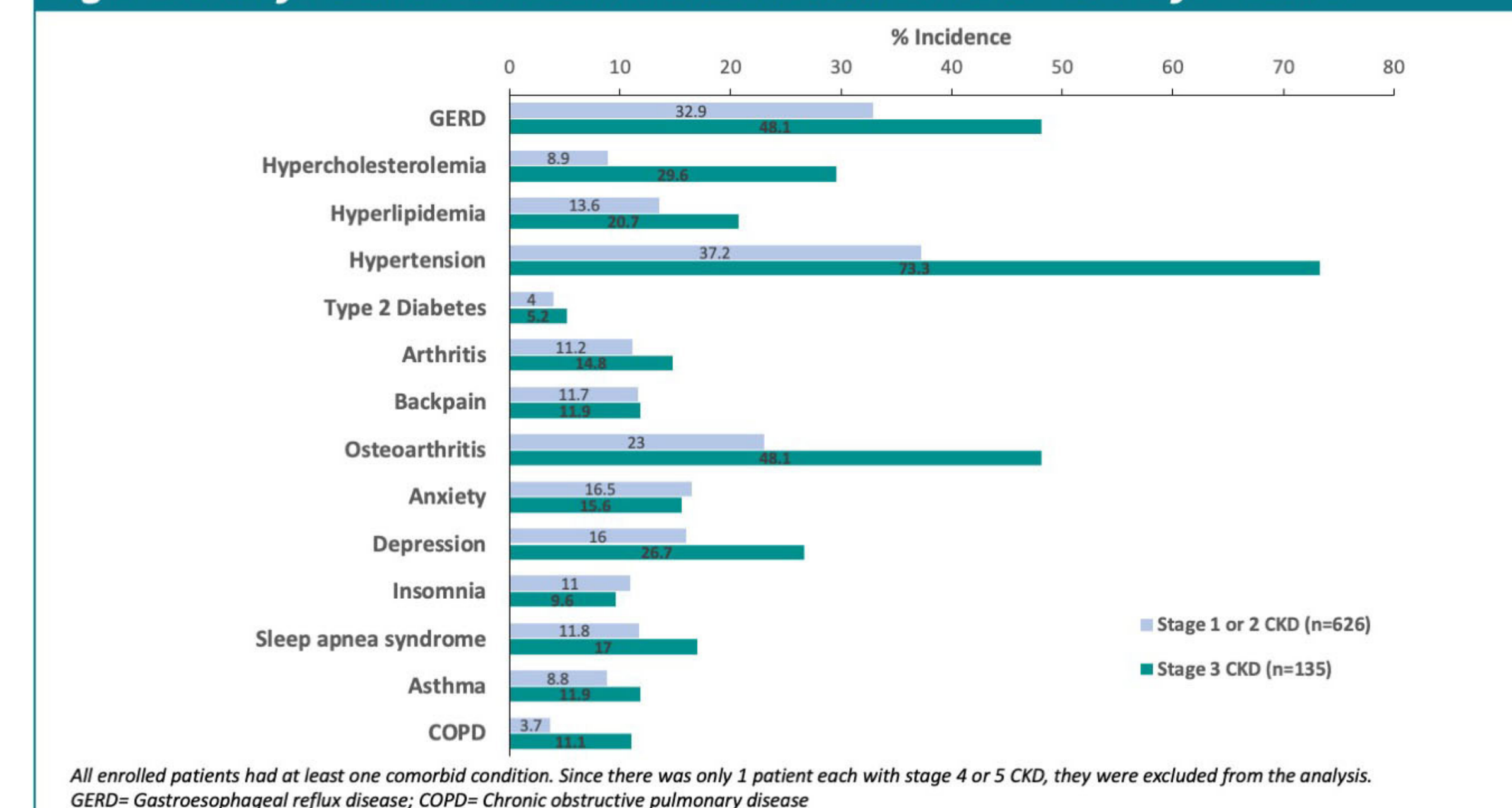
Table 2: Demographics and Clinical Characteristics

	Stage 1 or 2 CKD N = 626	Stage 3 CKD N = 135
Female, n (%)	404 (64.5)	90 (66.7)
Age, mean ± SD, years	51.4 ± 15.8	66.3 ± 10.8
≥ 65 to < 75 years, n (%)	125 (20.0)	59 (43.7)
≥ 75 years, n (%)	35 (5.6)	26 (19.3)
Race		
White, n (%)	470 (75.1)	123 (91.1)
African American, n (%)	127 (20.3)	10 (7.4)
Asian, n (%)	13 (2.1)	0
Other, n (%)	16 (2.6)	2 (1.5)
BMI, mean ± SD, kg/m ²	30.3 ± 7.6	31.6 ± 6.4
BMI > 30 kg/m ²	266 (42.5)	78 (57.8)
Baseline NRS pain score, mean ± SD	6.3 ± 2.1	6.1 ± 2.1

BMI= body mass index, CKD= chronic kidney disease. There were 226 (29.6%) with stage 1 and 400 (52.1%) with stage 2 CKD. Since there was only 1 patient each with stage 4 or 5 CKD, they were excluded from the analysis.

- The most common medical comorbidities are shown in **Figure 2**. The incidence of most comorbidities was numerically higher for the patients with stage 3 CKD.

Figure 2: Key Comorbidities in Patients with Chronic Kidney Disease



- Almost half of all patients received oliceridine as a bolus injection; 57% of patients with stage 1 or 2 CKD and 43% of patients with stage 3 CKD (**Table 3**).

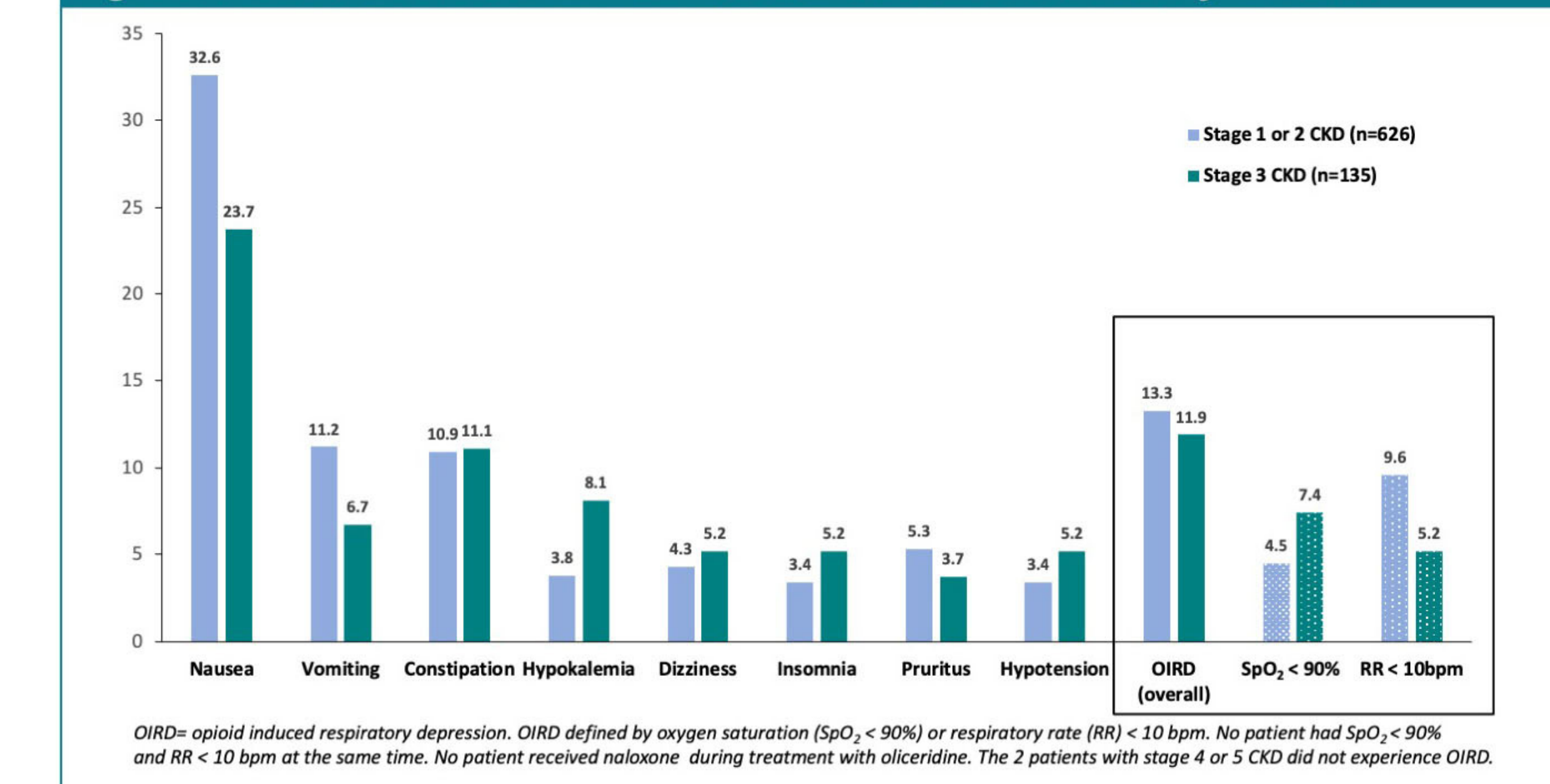
Table 3: Exposure to Oliceridine

	Stage 1 or 2 CKD N = 626	Stage 3 CKD N = 135
Bolus, n (%)	359 (57.3)	58 (43.0)
PCA, n (%)	267 (42.7)	77 (57.0)
Cumulative dose of oliceridine, mg		
Median (min, max)	8.0 (0.9, 223.5)	25.0 (1.0, 165.0)
Duration of exposure (h)		
Median (min, max)	19.3 (0, 141.1)	37.2 (0, 142.7)

PCA= Patient controlled analgesia. CKD= chronic kidney disease. Duration of "0" h indicates use of a single dose of oliceridine. There were 226 (29.6%) with stage 1 and 400 (52.1%) with stage 2 CKD. Since there was only 1 patient each with stage 4 or 5 CKD, they were excluded from the analysis.

- The most common ORAEs were nausea, vomiting, constipation, hypokalemia, dizziness, insomnia, pruritus and hypotension. The incidence of ORAEs was comparable in the two CKD groups (**Figure 3**).
- The two patients with stage 4 or stage 5 CKD reported constipation, nausea or hypokalemia that were of mild intensity. Both of these patients did not experience OIRD.
- No patients received naloxone during treatment with oliceridine.

Figure 3: Most Common AEs in Patients with Chronic Kidney Disease



CONCLUSIONS

- Use of IV oliceridine, did not increase the risk of ORAEs or OIRD in patients with stage 3 or higher CKD compared to those with stage 1 or 2 in this cohort.
- Use of IV oliceridine for moderate to severe acute pain may be clinically appropriate in patients with renal impairment.

REFERENCES

- System USRD. 2020 USRDS Annual Data Report: Epidemiology of kidney disease in the United States. MD, 2020. <https://adr.usrds.org/2020/>
- Choi HR, et al. *Sci Rep*. 2019;9(1):3939.
- Parmar MS, et al. *F1000 Research*. 2013;2:28.
- OLINVYK® Prescribing Information, March 3, 2021
- DeWire SM, et al. *J Pharmacol Exp Ther*. 2013;344(3):708-717.
- Nafziger AN, et al. *Clin Pharmacol Drug Devel*. 2020;9(5):639-650.
- Tawfic QA, et al. *J Anaesthesiol Clin Pharmacol*. 2015;31(1):6-13.

ACKNOWLEDGEMENTS

- Layout for the poster was provided by Innovation Communications Group.