

Experiencing adverse effects?

You are your best advocate!

Talk to your healthcare provider if you are experiencing any adverse effects. You do not have to suffer during and/or after your infusions.

What qualifies as an adverse effect?

Pain, redness, swelling/bumps, drug leakage, burning and itching at the site are all considered adverse effects. When asked "How is your infusion going?," speak up if you are experiencing any of the above effects.

KORU Resources (web links are case sensitive)

- | | |
|--|---|
|  korumedical.com |  <i>Connections Blog:</i>
korumedical.tumblr.com |
|  facebook.com/korumedical |  <i>FREEDOM60® Training Video:</i>
bit.ly/f60video |
|  twitter.com/korumedical |  <i>FreedomEdge® Training Video:</i>
bit.ly/fredgevideo |
|  instagram.com/korumedical |  info@korumedical.com |
|  bit.ly/koruvids | |

Other Patient Resources

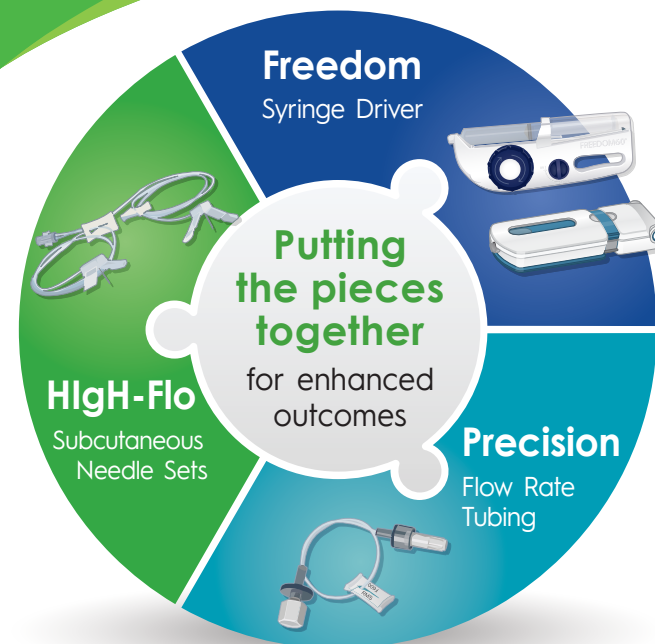
-  primaryimmune.org
The Immune Deficiency Foundation is dedicated to improving the diagnosis, treatment, and quality of life of persons with PI.
-  www.igliving.com
Join the immune globulin community with access to IG Living magazine, advocacy groups, expert opinions, and patients with rare diseases.
-  www.gbs-cidp.org
The GBS|CIDP Foundation International supports individuals and their families affected by Guillain-Barré syndrome (GBS), chronic inflammatory demyelinating polyneuropathy (CIDP), and related syndromes.
-  www.info4pi.org
The Jeffrey Modell Foundation directs efforts toward early diagnosis, meaningful treatments, equal access to care, and ultimately, a cure for Primary Immunodeficiency.

**KORU is a Proud Sponsor of the Immune Deficiency Foundation
and GBS|CIDP Foundation International**



845-469-2042
korumedical.com

The FREEDOM60® and FreedomEdge® Syringe Infusion Systems, Precision Flow Rate Tubing™ and High-Flo Subcutaneous Safety Needle Sets™ are registered trademarks of KORU Medical Systems and are compliant with Medical Device Directive 93/42/EEC. KORU Medical Systems is ISO 13485 certified. © 2019 KORU Medical Systems; All Rights Reserved. KORU_BR_FreedomPatient_03-10031vC



Freedom Integrated Infusion System

Why SCIg?

Subcutaneous immunoglobulin is infused slowly into the fatty layer under the skin as opposed to IVIg, which is delivered through a vein. SCIg is typically administered on a more frequent basis than IVIg, which provides stable blood levels, decreases side effects and improves overall quality of life. The best part is you can infuse in the comfort of your own home!

Benefits of SCIg with RMS Freedom



Independence & Freedom

- Once trained, you can infuse on YOUR schedule
- Travel with ease - take your infusions with you
- Control over when you infuse & how long you infuse based on infusion time & ancillary supplies



Ease of Use

- Simple system - easy to train & use
- No batteries or electric needed
- No maintenance required
- Free resources & training materials at your fingertips:
 - SCIg Infusion Mats
 - Training videos (bit.ly/F60subqVid & bit.ly/FESubqVid)
 - 24/7 customer support
 - Social Media (follow us @korumedical to stay in the know!)



Safe & Reliable

- Robust design withstands home use
 - Syringe is enclosed & protected
- DynEQ™ (Dynamic Equilibrium) - system automatically responds & slows if pressure at infusion site builds
- Little room for error - no programming required
 - Each Precision tubing set delivers a specific flow rate
 - Precision Flow Rate Tubing™ features a safety luer disc that securely locks tubing into syringe driver - just connect & infuse!
- Fully integrated infusion system. Use of different brand tubing and/or needle sets with KORU devices is considered off-label per FDA clearance.

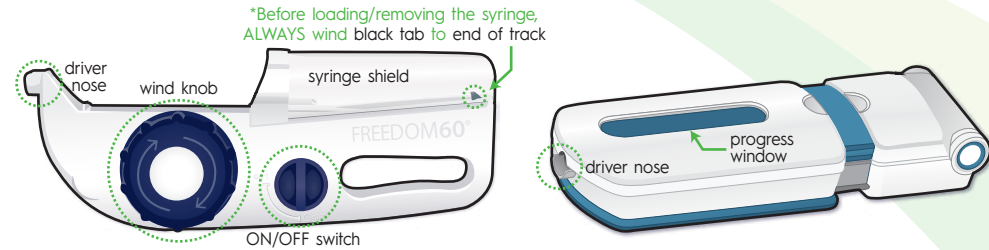


Flexibility

- FREEDOM60® for BD® 50 ml syringes & FreedomEdge® for BD® 20 & 30 ml syringes
- Various tubing & needle set options that allow you to tailor your infusions to suit your lifestyle

For optimal results and to ensure repeatable flow rates, use ONLY FDA cleared Precision Flow Rate Tubing™ sets and HlgH-Flo Subcutaneous Safety Needle Sets™ with your Freedom device. Use of any other accessories may cause over delivery of fluids, unknown flow rates or additional site complications such as pain, swelling and redness.

Infuse in 3 easy steps with the Freedom Systems



FREEDOM60®



- Wind**
Wind large knob so black tab is at end of its track*.
- Load**
Load the prepared syringe into driver.
- Go**
Turn the ON/OFF switch on and go!

FreedomEdge®



- Load**
Load prepared 20 ml or 30 ml syringe.
- Close**
Close top lid to start the infusion.
- Go**
Check infusion using progress window.

Preventing adverse effects with Precision & HlgH-Flo

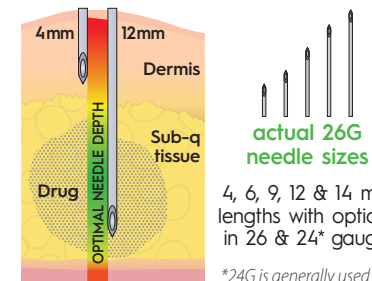
Flow Rate

Your provider will help select the appropriate Precision Flow Rate Tubing™ to best fit your lifestyle. For patients who experience site reactions, a slower flow rate tubing set is recommended.

Most common Precision Flow Rate Tubing™ for SCIg		
slow	moderate	rapid
F275	F500	F1200
F420	F600	F2400
	F900	

Needle Length

If the selected needle is too short and the opening is too close to the dermis, site irritation and leaking may occur. The opening of the needle should be well within the sub-q tissue. Needle length should be determined according to how much sub-q tissue you have. Both 9 and 12 mm needles tend to work well with average sized patients; while 6 mm needles may be needed for very thin adults and children. Similarly, larger patients may require 14 mm needles.



*24G is generally used for large volume infusions. Not available in 4 mm.

Dry Priming

Needles should be inserted dry as medication may cause site irritation.

Needle Design

HlgH-Flo's backcut needle tip minimizes tissue damage, scarring and local site reactions.

The flexible hinged butterfly wings make for easy insertion and removal and include a safety closure for reduced needle stick injuries.

