

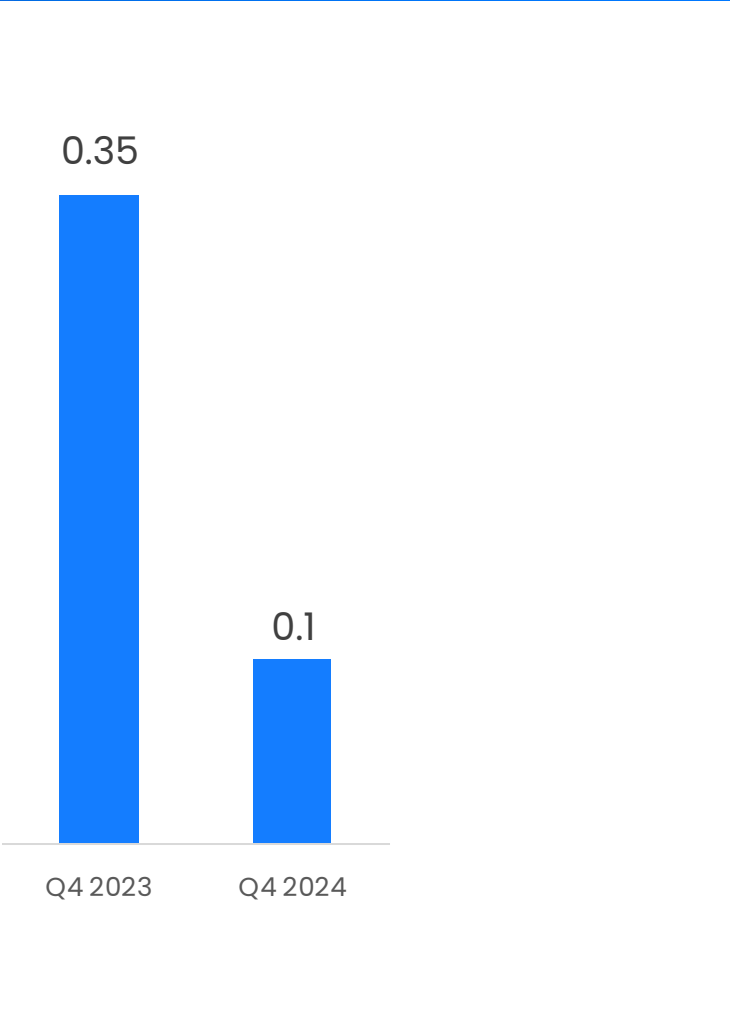
arbe

Radar Revolution. Delivered.

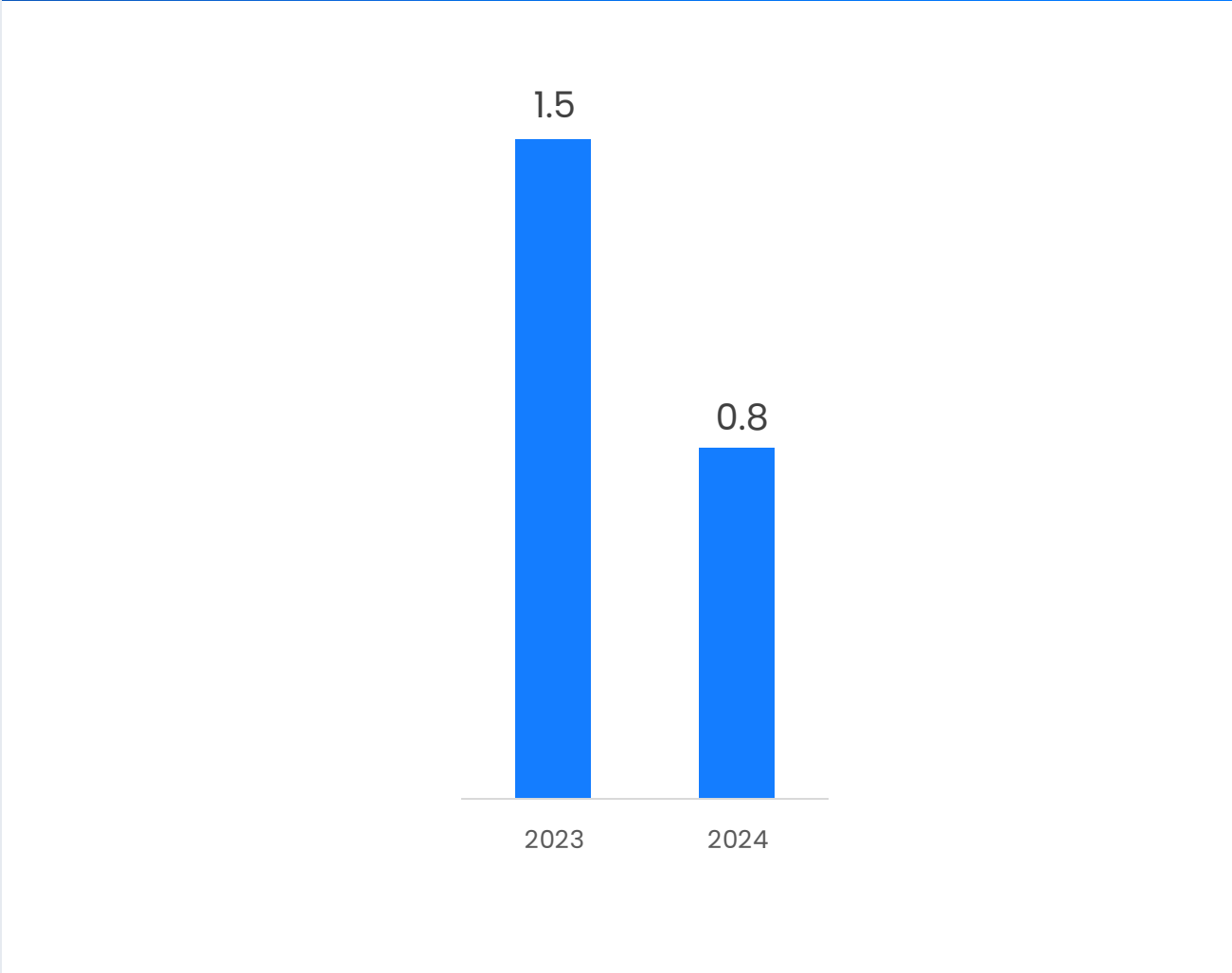
Q4 and FY 2024 Financial Results




Q4 Revenue (\$M)



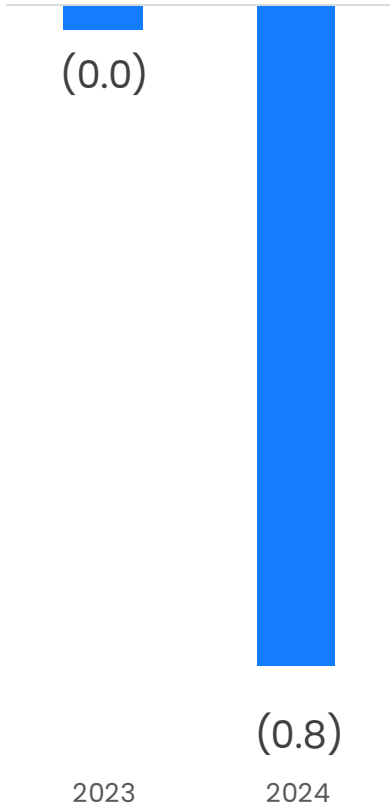
Yearly Revenue (\$M)



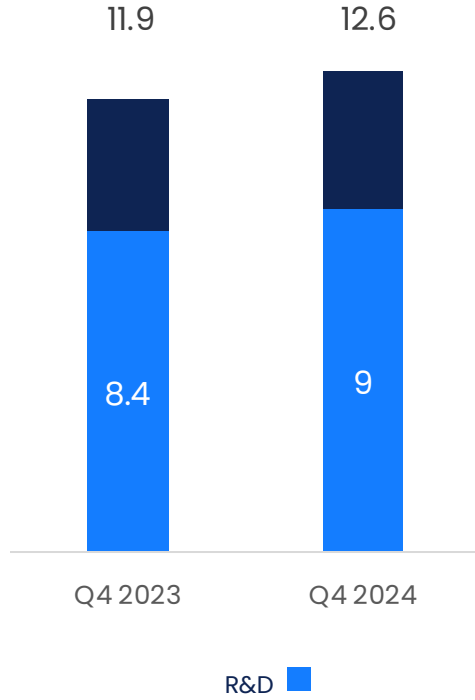
Q4 Gross Margin Loss (\$M)



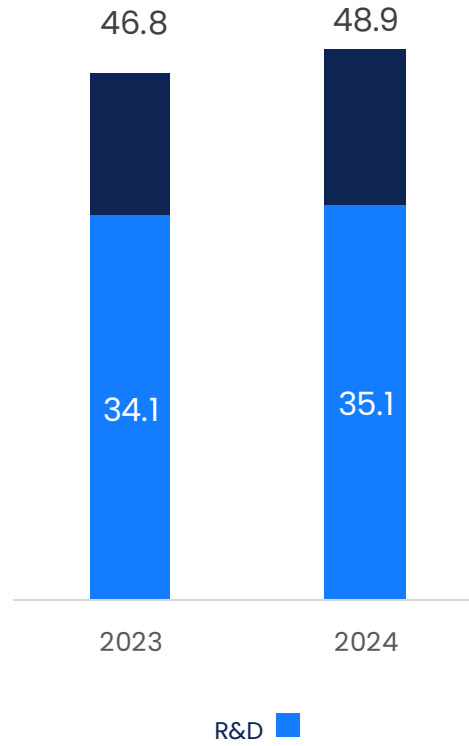
Yearly Gross Margin Loss (\$M)



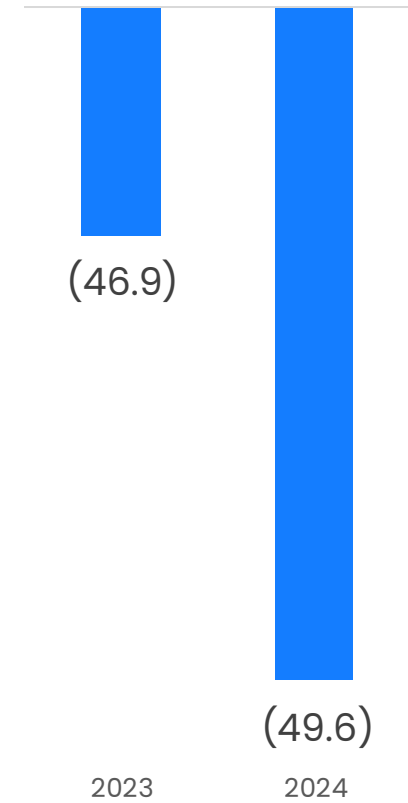
Q4 Operating Expenses (\$M)



Operating Expenses (\$M)



Operating Loss (\$M)



Q4 Net Loss (\$M)

Includes
\$2,812K
financial
Income



(9.3)

Includes
\$639K
financial
Income



(12.2)

Q4 2023

Q4 2024

Net Loss (\$M)

Includes
(\$3.4M)
financial
income



(43.5)

Includes
(\$0.3M)
financial
income



(49.3)

2023

2024

Adjusted EBITDA (\$M)*



-8.4



-8.4



-7.5



-8.2



-8.5



-7.5



-8.2



-9

Q1.23

Q2.23

Q3.23

Q4.23

Q1.24

Q2.24


Q3.24

Q4.24

* Adjusted EBITDA - a Non-GAAP measurement, which excludes expenses for non-cash share-based compensation and for non-recurring items.

\$24.6M

Cash and cash equivalents
& bank deposits



4 OEM
Design-ins

(\$29M) - (\$35M)

Adjusted EBITDA*

* Adjusted EBITDA - a Non-GAAP measurement, which excludes expenses for non-cash share-based compensation and for non-recurring items.



arbe

Radar Revolution. Delivered.

**Thank
You**

investors@arberobotics.com

