



**Keefe, Bruyette & Woods
2016 Mortgage Finance Conference**

Forward-looking statements

When used in this presentation or other written or oral communications, statements which are not historical in nature, including those containing words such as “will,” “believe,” “expect,” “anticipate,” “estimate,” “plan,” “continue,” “intend,” “should,” “may” or similar expressions, are intended to identify “forward-looking statements” within the meaning of Section 27A of the Securities Act of 1933, as amended, and Section 21E of the Securities Exchange Act of 1934, as amended, and, as such, may involve known and unknown risks, uncertainties and assumptions. Statements regarding the following subjects, among others, may be forward-looking: changes in interest rates and the market value of MFA’s MBS; changes in the prepayment rates on the mortgage loans securing MFA’s MBS; credit risks underlying MFA’s assets, including; changes in the default rates and management’s assumptions regarding default rates on the mortgage loans securing MFA’s Non-Agency MBS and as related to MFA’s residential whole loan portfolio; MFA’s ability to borrow to finance its assets and the terms, including the cost, maturity and other terms, of any such borrowing; implementation of or changes in government regulations or programs affecting MFA’s business; MFA’s estimates regarding taxable income the actual amount of which is dependent on a number of factors, including, but not limited to, changes in the amount of interest income and financing costs, the method elected by the Company to accrete the market discount on Non-Agency MBS and the extent of prepayments, realized losses and changes in the composition of MFA’s Agency MBS and Non-Agency MBS portfolios that may occur during the applicable tax period, including gain or loss on any MBS disposals; the timing and amount of distributions to stockholders, which are declared and paid at the discretion of MFA’s Board of Directors and will depend on, among other things, MFA’s taxable income, its financial results and overall financial condition and liquidity, maintenance of its REIT qualification and such other factors as the Board deems relevant; MFA’s ability to maintain its qualification as a REIT for federal income tax purposes; MFA’s ability to maintain its exemption from registration under the Investment Company Act of 1940, as amended (or the Investment Company Act), including statements regarding the Concept Release issued by the SEC relating to interpretive issues under the Investment Company Act with respect to the status under the Investment Company Act of certain companies that are engaged in the business of acquiring mortgages and mortgage-related interests; MFA’s ability to successfully implement its strategy to grow its residential whole loan portfolio; expected returns on our investments in non-performing residential whole loans (NPLs), which are affected by, among other things, the length of time required to foreclose upon, sell, liquidate or otherwise reach a resolution of the property underlying the NPL, home price values, amounts advanced to carry the asset (e.g., taxes, insurance, maintenance expenses, etc. on the underlying property) and the amount ultimately realized upon resolution of the asset; and risks associated with investing in real estate assets, including changes in business conditions and the general economy. These and other risks, uncertainties and factors, including those described in the annual, quarterly and current reports that MFA files with the Securities and Exchange Commission, could cause MFA’s actual results to differ materially from those projected in any forward-looking statements it makes. All forward-looking statements speak only as of the date on which they are made. New risks and uncertainties arise over time and it is not possible to predict those events or how they may affect MFA. Except as required by law, MFA is not obligated to, and does not intend to, update or revise any forward-looking statements, whether as a result of new information, future events or otherwise.

Executive summary

- In this low interest rate environment, we continue to generate attractive returns from residential mortgage credit assets.
- In the first quarter we generated EPS and dividends per share of \$0.20.
- MFA continued to acquire credit sensitive loans and 3-year step-up RPL/NPL securities in response to attractive investment opportunities.

Through volatile markets and both interest rate and credit cycles, MFA has generated strong long-term returns to investors.

<u>Time Period</u>	<u>Annualized MFA Shareholder Return</u> ⁽¹⁾
Since 2000	14.4%
10-Year	13.0%
5-Year	10.6%

⁽¹⁾ As of 3/31/16 assuming reinvestment of dividends

2016 MFA strategy

1) Invest in high value-added assets

A. Generate returns from investment in credit sensitive residential mortgage assets

- MFA's credit assets continue to perform well. Legacy Non-Agency MBS Credit Reserve has been reduced by \$23 million over the past 12 months.

B. Acquire assets with less interest rate sensitivity

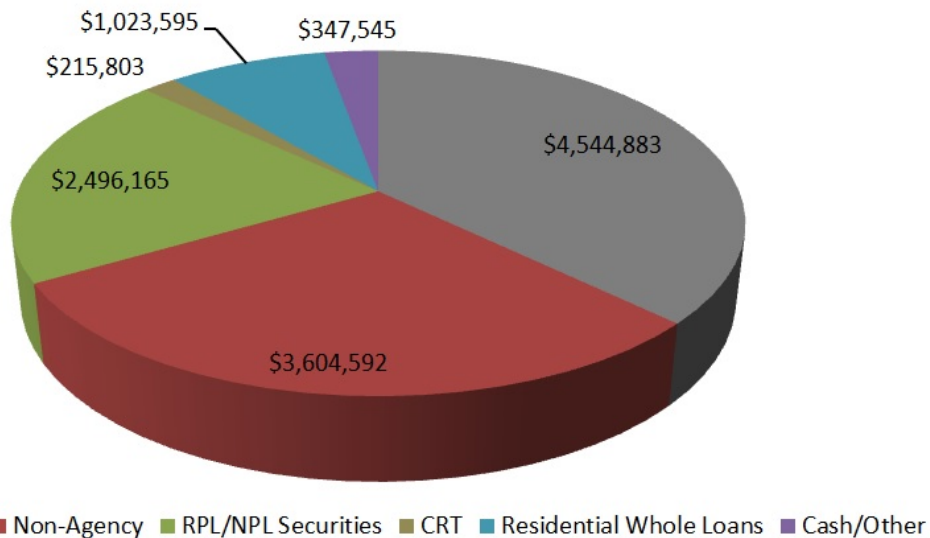
- 73% of MFA's MBS are adjustable, hybrid or step-up
- Net portfolio duration of 0.55

2) Maintain staying power and the ability to invest in distressed, less liquid markets

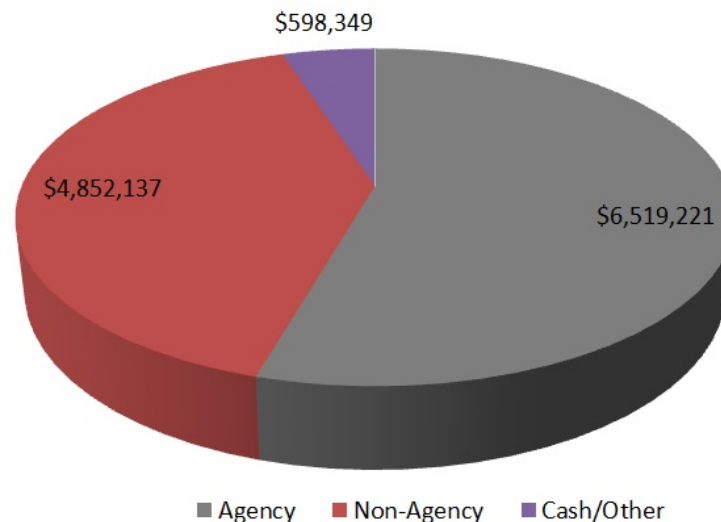
- Permanent equity capital
- Debt-to-Equity ratio of 3.4x is low enough to accommodate potential changes in marks.
- MFA is able to invest while other investors may face concerns about capital outflows and potential mark-to-market losses.

Continued evolution to more credit sensitive, less interest-rate sensitive assets

March 2016



December 2013



(Dollars in Thousands)

First quarter investment flows

Our assets run off due to amortization, pay-downs or sale, allowing reinvestment opportunities in changing interest rate and credit environments.

\$ in Millions

	December 31, 2015	1 st Quarter Runoff	1 st Quarter Acquisitions	MTM and other changes	March 31, 2016	1 st Quarter Change
Re-performing and Non-performing Loans	\$895	\$(26)	\$161	\$(6)	\$1,024	\$129
3 Year Step-up RPL/ NPL Securities	\$2,626	\$(435)*	\$302	\$3	\$2,496	\$(130)
Credit Risk Transfer Securities	\$184	\$—	\$29	\$3	\$216	\$32
Legacy Non-Agency MBS	\$3,795	\$(192)	\$44	\$(42)	\$3,605	\$(190)
Agency MBS	\$4,752	\$(212)	\$—	\$5	\$4,545	\$(207)

* Includes approximately \$200 million of bonds redeemed late in March 2016.

MFA's yields and spreads remain attractive

	First Quarter 2016	Fourth Quarter 2015	Third Quarter 2015
Yield on Interest Earning Assets	4.23%	4.15%	4.05%
Net Interest Rate Spread	2.18%	2.22%	2.24%
Debt/Equity Ratio	3.4x	3.4x	3.3x
EPS	\$0.20	\$0.19	\$0.20

Yields and spreads by asset type

Quarter Ended March 31, 2016

Asset	Yield/Return	Cost of Funds	Net Spread	Debt/Net Equity Ratio
Agency MBS	2.07%	(1.27)%	0.80%	8.1x
Non-Agency MBS	7.61%	(2.86)%	4.75%	2.2x
RPL/NPL MBS	3.97%	(2.07)%	1.90%	3.3x
RPL Whole Loans	6.00% ⁽¹⁾	(2.80)%	3.20%	0.7x
NPL Whole Loans	⁽²⁾	(3.34)%	⁽²⁾	2.0x

(1) Net of 53 bps of servicing costs

(2) Residential whole loans held at fair value produce GAAP income/loss based on changes in fair value in the current period and therefore results will vary on a quarter-to-quarter basis. The company expects to realize returns over time on these investments of 5-7%.

Distributable income / Items expected to impact future taxable income

- As of March 31, 2016 MFA had undistributed REIT taxable income of \$0.17 per share.
- Undistributed REIT taxable income at the end of the first quarter includes the impact of the unwind of a re-securitization financing structure which generated taxable income (though not GAAP income) of approximately \$0.19 per share.
- In addition to the re-securitization unwind, settlement of the Countrywide litigation, which is expected to occur prior to the end of the second quarter, is estimated to generate taxable income of approximately \$0.05 per share.

MFA's interest rate sensitivity remains below 1.0, as measured by Net Duration

Assets	Market Value (millions)	Average Coupon	Duration
Non-Agency ARMs (12 months or less MTR)	\$2,509	3.03%	0.5
Non-Agency Hybrid (13-48 MTR)	\$130	5.03%	1.0
NPL/RPL Securities	\$2,496	3.78%	0.4
Non-Agency Fixed Rate	\$1,181	5.81%	3.0
Residential Whole Loans	\$1,040	4.42%	2.5
Agency ARMs (12 months or less MTR)	\$1,721	2.67%	0.6
Agency ARMs (12-120 MTR)	\$1,100	3.09%	1.4
Agency 15-Year Fixed Rate	\$1,722	3.08%	2.9
Cash, Cash Equivalents & Principal Receivable	\$271		0.0
TOTAL ASSETS	\$12,172		1.32
Hedging Instruments	Notional Amount		Duration
Swaps (Less than 3 years)	\$1,100		-1.7
Swaps (3-10 years)	\$1,900		-4.2
TOTAL HEDGES	\$3,000		-3.3
Net Duration			0.55

Despite economic uncertainties, many positive fundamentals exist

- Strong fundamental support for residential mortgage credit
- Strong technical support for residential credit assets and home prices
- Sales of existing homes rose 5.5% in March 2016 to 5.3 million*
- Median existing single-family home prices are up 5.8% year-over-year (as of March 2016)*
- Fewer US homes in foreclosure (as % of homes with mortgages)
- Seriously delinquent (90+ days) US mortgages continue to decline
- Foreclosure inventory is down 23.9% year-over-year (as of February 2016) **

*National Association of Realtors

**CoreLogic

Continued growth in credit sensitive loan portfolio

- Re-performing and non-performing loan portfolio

\$ in Millions

March 31, 2016	Dec 31, 2015	Sept 30, 2015	June 30, 2015	March 31, 2015
\$1,024	\$895	\$777	\$429	\$387

- At today's market prices, re-performing and non-performing residential mortgage loans generate higher yields than residential MBS.
- Residential whole loans are qualifying interests for purposes of REIT qualification and 1940 Act Exemption.
- Significant expected supply

Credit sensitive residential whole loans: Growing asset class for MFA

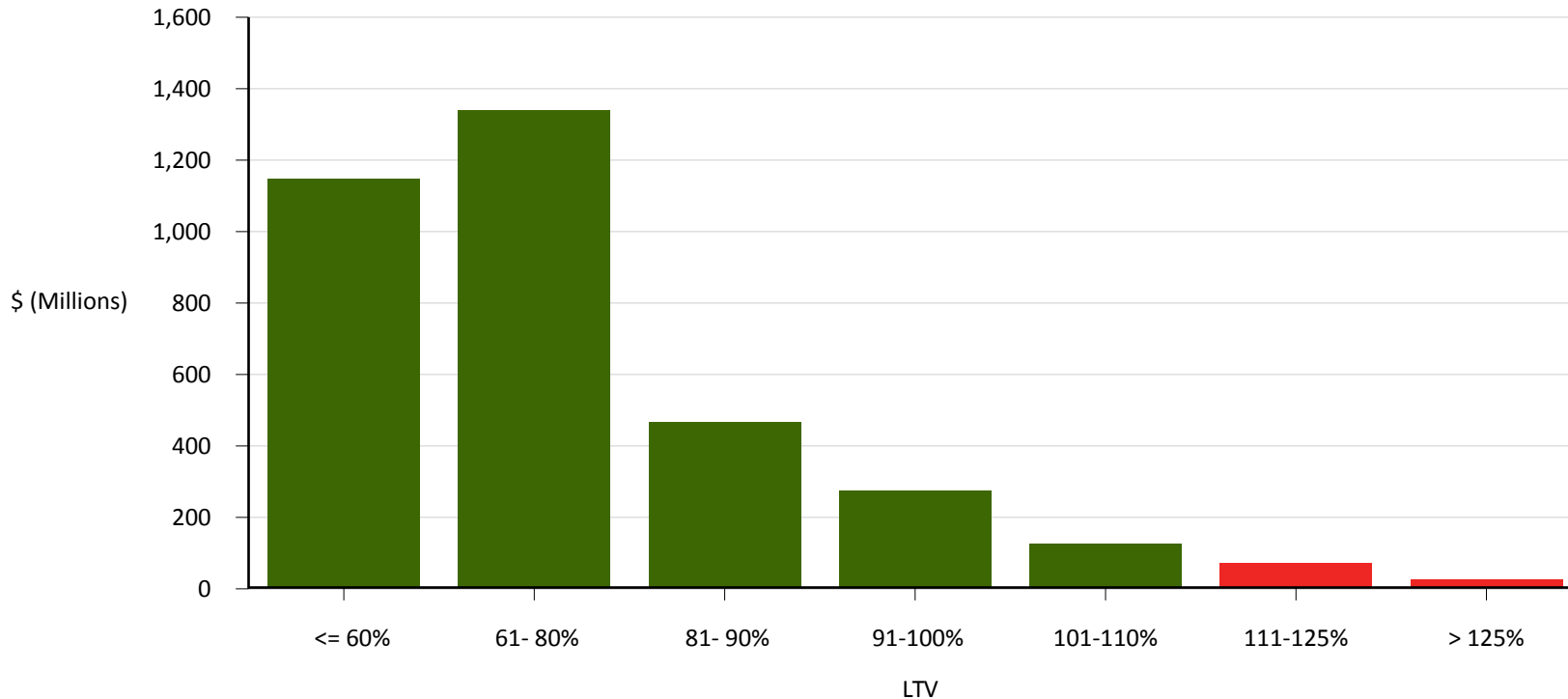
- Early results indicate returns to date are consistent with our expectation of 5-7%.
- Utilizes the same residential mortgage credit expertise we have employed in Legacy Non-Agency MBS since 2008.
- Ability to oversee servicing decisions (loan modifications, short sales, etc.) offers better NPV outcomes.
- MFA has obtained financing of \$589.1 million through three different warehouse borrowing facilities. We are currently negotiating the establishment of a fourth warehouse facility.
- MFA actively manages its loan portfolio through in-house asset management professionals and utilizes third-party special servicers.

First quarter RPL/NPL MBS holdings

- **Portfolio yields have increased**
 - 3.97% yield in Q1 2016 vs 3.70% yield in Q4 2015
 - Recent purchases have been at yields above 4.00%
 - Some deals have 24-month step-ups (vs. 36-month step-ups)

As of March 31, 2016	Fair Value (millions)	Net Coupon	Months to Step-Up	Current Credit Support	Original Credit Support	3-Month Average Bond CPR
Re-Performing MBS	\$482	3.72%	15	47%	40%	14.2%
Non-Performing MBS	\$2,014	3.79%	23	49%	48%	25.0%
Total RPL/NPL MBS	\$2,496	3.78%	22	48%	47%	23.0%

LTV breakdown of non-delinquent mortgage loans underlying MFA's Legacy Non-Agency MBS



- These loans are up-to-date on all required mortgage payments.
- Underlying loans are ten years seasoned on average.

Summary

- We continue to utilize our expertise to identify and acquire attractive credit sensitive residential mortgage assets.
- We continued to acquire credit sensitive mortgage loans and 3-year step-up RPL/NPL securities during the quarter.
- Our credit sensitive assets continue to perform well.
- MFA is well positioned for changes in monetary policy and/or interest rates.