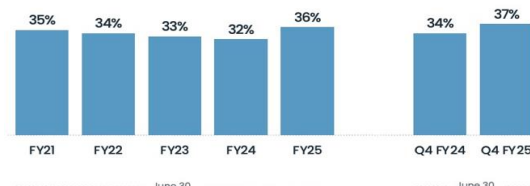
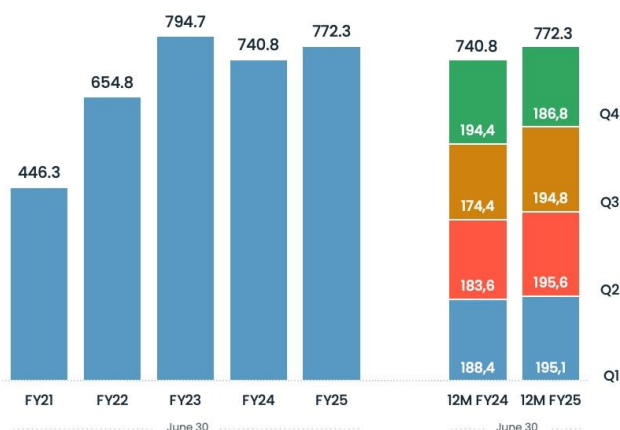


Revenue (£m)

FY21-FY25 CAGR 14.7%

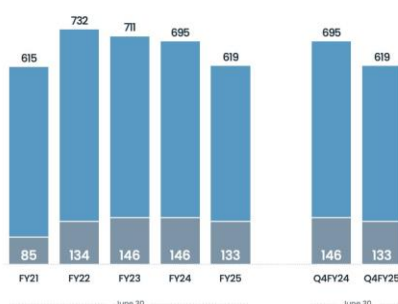
-3.9% Q4 YOY

Top 10 clients (% of total revenue)

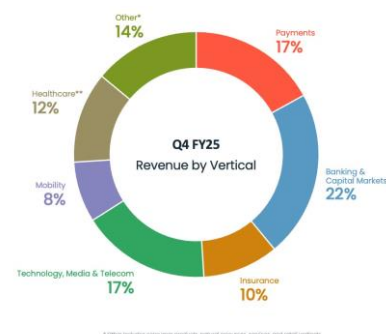
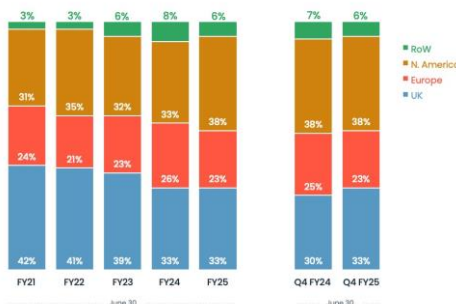


Over the last five fiscal years, 90.7% of our revenue each fiscal year, on average, came from customers who purchased services from us during the prior fiscal year.

Total no. of clients and with revenue > £1m*



Revenue by Region



69 cities, 29 countries

European Union

Austria, Bulgaria, Croatia, Denmark, Germany, Ireland, Netherlands, Poland, Romania, Slovenia and Sweden

Europe – Non-EU

Bosnia & Herzegovina, Moldova, North Macedonia, Serbia, Switzerland and the United Kingdom

North America

Canada and the United States

Latin America

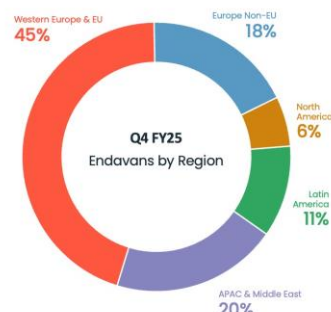
Argentina, Colombia, Mexico and Uruguay

Asia Pacific

Australia, India, Malaysia, Singapore and Vietnam

Middle East

United Arab Emirates



11,479

Global employees
as of Jun 30, 2025

(5.0%)

Employee decrease
Q4FY24 to Q4FY25

36%

Women in total staff
as of Jun 30, 2025