



LIFE, ACCIDENT AND HEALTH COMPANIES/FRATERNAL BENEFIT SOCIETIES - ASSOCIATION EDITION

QUARTERLY STATEMENT

AS OF SEPTEMBER 30, 2023

OF THE CONDITION AND AFFAIRS OF THE

GENWORTH LIFE INSURANCE COMPANY

NAIC Group Code 4011 (Current) 4011 (Prior) NAIC Company Code 70025 Employer's ID Number 91-6027719

Organized under the Laws of Delaware, State of Domicile or Port of Entry DE

Country of Domicile United States of America

Licensed as business type: Life, Accident and Health [X] Fraternal Benefit Societies [ ]

Incorporated/Organized 09/28/1956 Commenced Business 10/01/1956

Statutory Home Office 251 Little Falls Drive (Street and Number) Wilmington, DE, US 19808 (City or Town, State, Country and Zip Code)

Main Administrative Office 6604 West Broad Street (Street and Number) Richmond, VA, US 23230 (City or Town, State, Country and Zip Code) 804-662-2400 (Area Code) (Telephone Number)

Mail Address 6604 West Broad Street (Street and Number or P.O. Box) Richmond, VA, US 23230 (City or Town, State, Country and Zip Code)

Primary Location of Books and Records 6604 West Broad Street (Street and Number) Richmond, VA, US 23230 (City or Town, State, Country and Zip Code) 804-662-2400 (Area Code) (Telephone Number)

Internet Website Address www.genworth.com

Statutory Statement Contact Kathryn Howard (Name) 804-583-6530 (Area Code) (Telephone Number) ComplianceARCOe.genworth@genworth.com (E-mail Address) 804-922-5547 (FAX Number)

OFFICERS

President & CEO Brian Keith Haendiges Treasurer Lisa Jones Baldyga Secretary Vidal Joaquin Torres Jr Vice President & Controller Keith Allen Willingham

OTHER

Vidal Joaquin Torres Jr, SVP & General Counsel Thomas Joseph McInerney, Sr. Vice President Angela Rene Simmons, SVP & Chief Financial Officer Michael Powers, SVP & Chief Information Officer Kelly Alison Saltzgaber, SVP & Chief Investment Officer Jerome Thomas Upton, Sr. Vice President

DIRECTORS OR TRUSTEES

James Joseph Buddle Scott Gordon Goodman Brian Keith Haendiges Eleanor Lynne Kitzman Thomas Joseph McInerney Jose Daniel Saenz Angela Rene Simmons Kelly Alison Saltzgaber Jerome Thomas Upton

State of Virginia County of Powhatan SS:

The officers of this reporting entity being duly sworn, each depose and say that they are the described officers of said reporting entity, and that on the reporting period stated above, all of the herein described assets were the absolute property of the said reporting entity, free and clear from any liens or claims thereon, except as herein stated, and that this statement, together with related exhibits, schedules and explanations therein contained, annexed or referred to, is a full and true statement of all the assets and liabilities and of the condition and affairs of the said reporting entity as of the reporting period stated above, and of its income and deductions therefrom for the period ended, and have been completed in accordance with the NAIC Annual Statement Instructions and Accounting Practices and Procedures manual except to the extent that: (1) state law may differ; or, (2) that state rules or regulations require differences in reporting not related to accounting practices and procedures, according to the best of their information, knowledge and belief, respectively. Furthermore, the scope of this attestation by the described officers also includes the related corresponding electronic filing with the NAIC, when required, that is an exact copy (except for formatting differences due to electronic filing) of the enclosed statement. The electronic filing may be requested by various regulators in lieu of or in addition to the enclosed statement.

Brian Haendiges Signed on 2023/11/06 12:48:10 -8:00

Vidal J. Torres Signed on 2023/11/06 12:48:10 -8:00

Keith Willingham Signed on 2023/11/06 12:48:10 -8:00

Brian Keith Haendiges President & CEO

Vidal Joaquin Torres Jr. Sr. Vice President & Secretary

Keith Allen Willingham Vice President & Controller

Subscribed and sworn to before me on the 6 day of November 2023 Kathryn Howard Notary Stamp 2023/11/06 13:48:10 PST

- a. Is this an original filing? Yes [ X ] No [ ] b. If no, 1. State the amendment number..... 2. Date filed ..... 3. Number of pages attached.....

Kathryn Ruth Howard Registration # 7564584 Electronic Notary Public Commonwealth of Virginia My commission expires the 30 day of Apr 2025 Notary Stamp 2023/11/06 13:48:10 PST

Notarial act performed by audio-visual communication

260F6A5B-7EC4-4C53-855A-D908200FDA47 --- 2023/11/01 11:15:40 -8:00 --- Remote Notary



STATEMENT AS OF SEPTEMBER 30, 2023 OF GENWORTH LIFE INSURANCE COMPANY

**ASSETS**

	Current Statement Date			4 December 31 Prior Year Net Admitted Assets
	1 Assets	2 Nonadmitted Assets	3 Net Admitted Assets (Cols. 1 - 2)	
1. Bonds .....	28,933,809,614		28,933,809,614	29,481,684,838
2. Stocks:				
2.1 Preferred stocks .....	31,621,200		31,621,200	39,913,100
2.2 Common stocks .....	1,211,845,873	18,213	1,211,827,660	1,122,325,652
3. Mortgage loans on real estate:				
3.1 First liens .....	4,620,256,314		4,620,256,314	4,730,966,709
3.2 Other than first liens.....			0	
4. Real estate:				
4.1 Properties occupied by the company (less \$ encumbrances) .....			0	
4.2 Properties held for the production of income (less \$ ..... encumbrances) .....			0	
4.3 Properties held for sale (less \$ encumbrances) .....			0	
5. Cash (\$ ..... (105,975,397) ), cash equivalents (\$ .....561,304,061 ) and short-term investments (\$ ..... 5,000,000 ) .....	460,328,664		460,328,664	346,489,591
6. Contract loans (including \$ ..... premium notes) .....	1,762,852,970	1,407,731	1,761,445,239	1,664,287,085
7. Derivatives .....	6,566,140		6,566,140	7,289,940
8. Other invested assets .....	3,063,297,494		3,063,297,494	2,688,198,251
9. Receivables for securities .....	16,480,308	1,425,638	15,054,670	18,916,698
10. Securities lending reinvested collateral assets .....			0	0
11. Aggregate write-ins for invested assets .....	0	0	0	0
12. Subtotals, cash and invested assets (Lines 1 to 11) .....	40,107,058,577	2,851,582	40,104,206,995	40,100,071,864
13. Title plants less \$ ..... charged off (for Title insurers only) .....			0	
14. Investment income due and accrued .....	392,164,543		392,164,543	425,707,027
15. Premiums and considerations:				
15.1 Uncollected premiums and agents' balances in the course of collection .....	88,958,027	608,766	88,349,261	92,381,682
15.2 Deferred premiums, agents' balances and installments booked but deferred and not yet due (including \$ ..... earned but unbilled premiums) .....	80,428,766	44,350	80,384,416	83,190,420
15.3 Accrued retrospective premiums (\$ ..... ) and contracts subject to redetermination (\$ ..... ) .....			0	
16. Reinsurance:				
16.1 Amounts recoverable from reinsurers .....	36,410,711		36,410,711	34,842,991
16.2 Funds held by or deposited with reinsured companies .....	13,881,243		13,881,243	19,881,243
16.3 Other amounts receivable under reinsurance contracts .....	16,905,347		16,905,347	17,813,194
17. Amounts receivable relating to uninsured plans .....			0	
18.1 Current federal and foreign income tax recoverable and interest thereon ....			0	
18.2 Net deferred tax asset .....	585,319,677	407,363,922	177,955,755	200,970,520
19. Guaranty funds receivable or on deposit .....	21,524,213		21,524,213	24,525,273
20. Electronic data processing equipment and software .....	2,619,025	2,619,025	0	0
21. Furniture and equipment, including health care delivery assets (\$ ..... ) .....			0	
22. Net adjustment in assets and liabilities due to foreign exchange rates .....			0	
23. Receivables from parent, subsidiaries and affiliates .....			0	0
24. Health care (\$ ..... ) and other amounts receivable .....			0	
25. Aggregate write-ins for other than invested assets .....	72,838,578	53,954,991	18,883,587	17,406,722
26. Total assets excluding Separate Accounts, Segregated Accounts and Protected Cell Accounts (Lines 12 to 25) .....	41,418,108,707	467,442,636	40,950,666,071	41,016,790,936
27. From Separate Accounts, Segregated Accounts and Protected Cell Accounts .....	8,190,947		8,190,947	8,352,211
28. Total (Lines 26 and 27)	41,426,299,654	467,442,636	40,958,857,018	41,025,143,147
<b>DETAILS OF WRITE-INS</b>				
1101. ....			0	0
1102. ....			0	0
1103. ....				
1198. Summary of remaining write-ins for Line 11 from overflow page .....	0	0	0	0
1199. Totals (Lines 1101 through 1103 plus 1198)(Line 11 above)	0	0	0	0
2501. Prepaid expenses .....	51,348,944	51,348,944	0	0
2502. Commissions receivable .....	2,223,824	2,223,824	0	0
2503. Premium tax receivable .....	5,126,325		5,126,325	5,946,700
2598. Summary of remaining write-ins for Line 25 from overflow page .....	14,139,485	382,223	13,757,262	11,460,022
2599. Totals (Lines 2501 through 2503 plus 2598)(Line 25 above)	72,838,578	53,954,991	18,883,587	17,406,722

STATEMENT AS OF SEPTEMBER 30, 2023 OF GENWORTH LIFE INSURANCE COMPANY

**LIABILITIES, SURPLUS AND OTHER FUNDS**

	1 Current Statement Date	2 December 31 Prior Year
1. Aggregate reserve for life contracts \$ ..... 5,895,913,389 less \$ ..... included in Line 6.3 (including \$ ..... Modco Reserve) .....	5,895,913,389	6,321,465,616
2. Aggregate reserve for accident and health contracts (including \$ ..... Modco Reserve) .....	29,033,121,120	28,767,766,923
3. Liability for deposit-type contracts (including \$ ..... Modco Reserve).....	165,793,960	237,924,974
4. Contract claims:		
4.1 Life .....	5,871,471	13,169,016
4.2 Accident and health .....	298,281,946	289,049,098
5. Policyholders' dividends/refunds to members \$ ..... and coupons \$ ..... due and unpaid .....		0
6. Provision for policyholders' dividends, refunds to members and coupons payable in following calendar year - estimated amounts:		
6.1 Policyholders' dividends and refunds to members apportioned for payment (including \$ ..... Modco) .....		
6.2 Policyholders' dividends and refunds to members not yet apportioned (including \$ ..... Modco) .....		
6.3 Coupons and similar benefits (including \$ ..... Modco) .....		
7. Amount provisionally held for deferred dividend policies not included in Line 6 .....		
8. Premiums and annuity considerations for life and accident and health contracts received in advance less \$ ..... discount; including \$ ..... 77,590,099 accident and health premiums .....	78,905,532	74,803,884
9. Contract liabilities not included elsewhere:		
9.1 Surrender values on canceled contracts .....		
9.2 Provision for experience rating refunds, including the liability of \$ ..... accident and health experience rating refunds of which \$ ..... is for medical loss ratio rebate per the Public Health Service Act .....		
9.3 Other amounts payable on reinsurance, including \$ ..... 2,038,893 assumed and \$ ..... 55,834,068 ceded .....	57,872,961	67,125,961
9.4 Interest Maintenance Reserve .....	866,991,458	940,877,258
10. Commissions to agents due or accrued-life and annuity contracts \$ ..... 115,275 , accident and health \$ ..... 3,450,439 and deposit-type contract funds \$ .....	3,565,714	4,921,609
11. Commissions and expense allowances payable on reinsurance assumed .....	367,021	571,852
12. General expenses due or accrued .....	261,964,955	251,999,602
13. Transfers to Separate Accounts due or accrued (net) (including \$ ..... accrued for expense allowances recognized in reserves, net of reinsured allowances) .....	(2,337,113)	(1,868,926)
14. Taxes, licenses and fees due or accrued, excluding federal income taxes .....	25,070,021	29,908,797
15.1 Current federal and foreign income taxes, including \$ ..... 2,129,746 on realized capital gains (losses) .....	14,467,375	2,606,626
15.2 Net deferred tax liability .....		
16. Unearned investment income .....	278,678	249,336
17. Amounts withheld or retained by reporting entity as agent or trustee .....	69,569,883	61,008,346
18. Amounts held for agents' account, including \$ ..... agents' credit balances .....		
19. Remittances and items not allocated .....	15,741,160	10,023,685
20. Net adjustment in assets and liabilities due to foreign exchange rates .....		
21. Liability for benefits for employees and agents if not included above .....		
22. Borrowed money \$ ..... and interest thereon \$ .....		
23. Dividends to stockholders declared and unpaid .....		
24. Miscellaneous liabilities:		
24.01 Asset valuation reserve .....	926,120,834	855,085,934
24.02 Reinsurance in unauthorized and certified (\$ ..... ) companies .....		0
24.03 Funds held under reinsurance treaties with unauthorized and certified (\$ ..... ) reinsurers .....		
24.04 Payable to parent, subsidiaries and affiliates .....	12,991,969	16,274,771
24.05 Drafts outstanding .....		
24.06 Liability for amounts held under uninsured plans .....		
24.07 Funds held under coinsurance .....		
24.08 Derivatives .....	259,800	339,000
24.09 Payable for securities .....	4,030,684	157,226
24.10 Payable for securities lending .....		
24.11 Capital notes \$ ..... and interest thereon \$ .....		
25. Aggregate write-ins for liabilities .....	38,236	124,010
26. Total liabilities excluding Separate Accounts business (Lines 1 to 25) .....	37,734,881,054	37,943,584,598
27. From Separate Accounts Statement .....	8,190,947	8,352,211
28. Total liabilities (Lines 26 and 27) .....	37,743,072,001	37,951,936,809
29. Common capital stock .....	4,561,258	4,561,258
30. Preferred capital stock .....	300,000	300,000
31. Aggregate write-ins for other than special surplus funds .....	0	0
32. Surplus notes .....		
33. Gross paid in and contributed surplus .....	3,978,715,795	3,978,715,795
34. Aggregate write-ins for special surplus funds .....	0	0
35. Unassigned funds (surplus) .....	(706,509,235)	(849,087,914)
36. Less treasury stock, at cost:		
36.1 ..... shares common (value included in Line 29 \$ ..... ) .....	61,282,801	61,282,801
36.2 ..... shares preferred (value included in Line 30 \$ ..... ) .....		
37. Surplus (Total Lines 31+32+33+34+35-36) (including \$ ..... in Separate Accounts Statement) .....	3,210,923,759	3,068,345,080
38. Totals of Lines 29, 30 and 37 .....	3,215,785,017	3,073,206,338
39. Totals of Lines 28 and 38 (Page 2, Line 28, Col. 3) .....	40,958,857,018	41,025,143,147
<b>DETAILS OF WRITE-INS</b>		
2501. Derivatives interest payable .....	38,236	124,010
2502. ....		
2503. ....		
2598. Summary of remaining write-ins for Line 25 from overflow page .....	0	0
2599. Totals (Lines 2501 through 2503 plus 2598)(Line 25 above) .....	38,236	124,010
3101. ....		
3102. ....		
3103. ....		
3198. Summary of remaining write-ins for Line 31 from overflow page .....	0	0
3199. Totals (Lines 3101 through 3103 plus 3198)(Line 31 above) .....	0	0
3401. ....		
3402. ....		
3403. ....		
3498. Summary of remaining write-ins for Line 34 from overflow page .....	0	0
3499. Totals (Lines 3401 through 3403 plus 3498)(Line 34 above) .....	0	0

## STATEMENT AS OF SEPTEMBER 30, 2023 OF GENWORTH LIFE INSURANCE COMPANY

## SUMMARY OF OPERATIONS

	1 Current Year To Date	2 Prior Year To Date	3 Prior Year Ended December 31
1. Premiums and annuity considerations for life and accident and health contracts	1,713,517,603	1,735,743,488	2,318,008,877
2. Considerations for supplementary contracts with life contingencies	8,325,166	13,850,317	18,151,426
3. Net investment income	1,342,645,136	1,371,130,193	1,829,697,226
4. Amortization of Interest Maintenance Reserve (IMR)	54,656,289	63,478,377	83,290,189
5. Separate Accounts net gain from operations excluding unrealized gains or losses			0
6. Commissions and expense allowances on reinsurance ceded	85,442,055	87,504,055	117,545,095
7. Reserve adjustments on reinsurance ceded			0
8. Miscellaneous Income:			
8.1 Income from fees associated with investment management, administration and contract guarantees from Separate Accounts	40,589	44,796	58,096
8.2 Charges and fees for deposit-type contracts	650	525	625
8.3 Aggregate write-ins for miscellaneous income	609,398	641,433	959,705
9. Totals (Lines 1 to 8.3)	3,205,236,886	3,272,393,184	4,367,711,239
10. Death benefits	83,769,457	56,611,546	65,247,383
11. Matured endowments (excluding guaranteed annual pure endowments)			0
12. Annuity benefits	220,559,606	266,737,493	344,208,402
13. Disability benefits and benefits under accident and health contracts	1,896,994,987	1,718,596,342	2,329,313,908
14. Coupons, guaranteed annual pure endowments and similar benefits			0
15. Surrender benefits and withdrawals for life contracts	334,181,536	267,194,813	398,650,251
16. Group conversions			0
17. Interest and adjustments on contract or deposit-type contract funds	7,902,483	5,023,009	7,463,636
18. Payments on supplementary contracts with life contingencies	19,647,718	20,432,595	27,464,251
19. Increase in aggregate reserves for life and accident and health contracts	(152,793,863)	(246,255,617)	(212,942,442)
20. Totals (Lines 10 to 19)	2,410,261,924	2,088,340,181	2,959,405,389
21. Commissions on premiums, annuity considerations, and deposit-type contract funds (direct business only)	118,946,413	121,492,018	163,761,101
22. Commissions and expense allowances on reinsurance assumed	18,902,837	386,532,106	392,714,267
23. General insurance expenses and fraternal expenses	488,925,204	311,418,624	442,457,153
24. Insurance taxes, licenses and fees, excluding federal income taxes	45,997,724	45,454,929	58,138,897
25. Increase in loading on deferred and uncollected premiums	2,543,394	1,843,489	2,666,680
26. Net transfers to or (from) Separate Accounts net of reinsurance	(1,413,674)	(340,840)	(569,256)
27. Aggregate write-ins for deductions	0	(2,466,015)	(2,466,015)
28. Totals (Lines 20 to 27)	3,084,163,822	2,952,274,492	4,016,108,216
29. Net gain from operations before dividends to policyholders and federal income taxes (Line 9 minus Line 28)	121,073,064	320,118,692	351,603,023
30. Dividends to policyholders and refunds to members			
31. Net gain from operations after dividends to policyholders, refunds to members and before federal income taxes (Line 29 minus Line 30)	121,073,064	320,118,692	351,603,023
32. Federal and foreign income taxes incurred (excluding tax on capital gains)	(521,348)	14,614,162	(5,558,279)
33. Net gain from operations after dividends to policyholders, refunds to members and federal income taxes and before realized capital gains or (losses) (Line 31 minus Line 32)	121,594,412	305,504,530	357,161,302
34. Net realized capital gains (losses) (excluding gains (losses) transferred to the IMR) less capital gains tax of \$ 4,673,073 (excluding taxes of \$ (5,111,642) transferred to the IMR)	(27,938,293)	(44,004,285)	(75,909,934)
35. Net income (Line 33 plus Line 34)	93,656,119	261,500,245	281,251,368
<b>CAPITAL AND SURPLUS ACCOUNT</b>			
36. Capital and surplus, December 31, prior year	3,073,206,338	2,937,134,087	2,937,134,087
37. Net income (Line 35)	93,656,119	261,500,245	281,251,368
38. Change in net unrealized capital gains (losses) less capital gains tax of \$ 33,360,604	126,683,132	(173,087,255)	2,339,069
39. Change in net unrealized foreign exchange capital gain (loss)	118,268	(16,999,172)	(8,353,603)
40. Change in net deferred income tax	(3,115,735)	4,024,405	10,085,320
41. Change in nonadmitted assets	1,474,074	(8,937,669)	(5,546,707)
42. Change in liability for reinsurance in unauthorized and certified companies			
43. Change in reserve on account of change in valuation basis, (increase) or decrease			
44. Change in asset valuation reserve	(71,034,900)	(48,415,649)	(135,292,785)
45. Change in treasury stock			
46. Surplus (contributed to) withdrawn from Separate Accounts during period			
47. Other changes in surplus in Separate Accounts Statement			
48. Change in surplus notes			
49. Cumulative effect of changes in accounting principles			
50. Capital changes:			
50.1 Paid in			
50.2 Transferred from surplus (Stock Dividend)			
50.3 Transferred to surplus			
51. Surplus adjustment:			
51.1 Paid in	0		
51.2 Transferred to capital (Stock Dividend)			
51.3 Transferred from capital			
51.4 Change in surplus as a result of reinsurance	(5,202,279)	(5,926,130)	(8,410,411)
52. Dividends to stockholders			
53. Aggregate write-ins for gains and losses in surplus	0	0	0
54. Net change in capital and surplus for the year (Lines 37 through 53)	142,578,679	12,158,775	136,072,251
55. Capital and surplus, as of statement date (Lines 36 + 54)	3,215,785,017	2,949,292,862	3,073,206,338
<b>DETAILS OF WRITE-INS</b>			
08.301. Miscellaneous income	609,398	641,433	959,705
08.302.			
08.303.			
08.398. Summary of remaining write-ins for Line 8.3 from overflow page	0	0	0
08.399. Totals (Lines 08.301 through 08.303 plus 08.398) (Line 8.3 above)	609,398	641,433	959,705
2701. IMR transfer	0	(2,466,015)	(2,466,015)
2702.			
2703.			
2798. Summary of remaining write-ins for Line 27 from overflow page	0	0	0
2799. Totals (Lines 2701 through 2703 plus 2798)(Line 27 above)	0	(2,466,015)	(2,466,015)
5301. Prior period correction – Cross-entity term conversions, net of deferred tax of \$8,590,505	(32,316,661)	0	0
5302. Prior period correction – Incorrect coding of a correction to term conversions, net of deferred tax of \$848,559	3,192,198	0	0
5303. Prior period correction – Investment in GLAIC, net of deferred tax of \$7,741,946	29,124,463	0	0
5398. Summary of remaining write-ins for Line 53 from overflow page	0	0	0
5399. Totals (Lines 5301 through 5303 plus 5398)(Line 53 above)	0	0	0

STATEMENT AS OF SEPTEMBER 30, 2023 OF GENWORTH LIFE INSURANCE COMPANY

**CASH FLOW**

	1 Current Year To Date	2 Prior Year To Date	3 Prior Year Ended December 31
<b>Cash from Operations</b>			
1. Premiums collected net of reinsurance .....	1,718,127,275	1,755,836,155	2,329,756,109
2. Net investment income .....	1,325,893,656	1,353,442,568	1,757,529,956
3. Miscellaneous income .....	80,967,451	82,264,679	110,153,110
4. Total (Lines 1 to 3) .....	3,124,988,382	3,191,543,402	4,197,439,175
5. Benefit and loss related payments .....	2,559,706,867	2,295,139,174	3,062,046,726
6. Net transfers to Separate Accounts, Segregated Accounts and Protected Cell Accounts .....	(945,487)	(6,600)	(28,800)
7. Commissions, expenses paid and aggregate write-ins for deductions .....	655,145,117	469,183,523	649,401,081
8. Dividends paid to policyholders .....	0	0	0
9. Federal and foreign income taxes paid (recovered) net of \$ ..... tax on capital gains (losses) .....	(12,820,665)	91,724,299	83,628,219
10. Total (Lines 5 through 9) .....	3,201,085,832	2,856,040,396	3,795,047,226
11. Net cash from operations (Line 4 minus Line 10) .....	(76,097,450)	335,503,006	402,391,949
<b>Cash from Investments</b>			
12. Proceeds from investments sold, matured or repaid:			
12.1 Bonds .....	1,734,352,846	2,372,746,520	3,009,630,471
12.2 Stocks .....	8,099,389	3,533,220	13,553,537
12.3 Mortgage loans .....	272,371,956	276,356,657	467,659,597
12.4 Real estate .....	0	0	0
12.5 Other invested assets .....	65,111,631	103,231,711	132,708,595
12.6 Net gains or (losses) on cash, cash equivalents and short-term investments .....	0	0	0
12.7 Miscellaneous proceeds .....	4,988,517	41,447,542	0
12.8 Total investment proceeds (Lines 12.1 to 12.7) .....	2,084,924,339	2,797,315,650	3,623,552,200
13. Cost of investments acquired (long-term only):			
13.1 Bonds .....	1,146,699,468	1,603,985,580	2,075,240,779
13.2 Stocks .....	35,508,928	124,715,708	166,298,493
13.3 Mortgage loans .....	167,513,037	552,244,321	701,056,102
13.4 Real estate .....	0	0	0
13.5 Other invested assets .....	337,580,390	374,484,973	488,017,204
13.6 Miscellaneous applications .....	0	20,670,503	13,310,835
13.7 Total investments acquired (Lines 13.1 to 13.6) .....	1,687,301,823	2,676,101,085	3,443,923,413
14. Net increase (or decrease) in contract loans and premium notes .....	96,960,708	125,102,421	112,460,767
15. Net cash from investments (Line 12.8 minus Line 13.7 and Line 14) .....	300,661,808	(3,887,856)	67,168,020
<b>Cash from Financing and Miscellaneous Sources</b>			
16. Cash provided (applied):			
16.1 Surplus notes, capital notes .....	0	0	0
16.2 Capital and paid in surplus, less treasury stock .....	0	0	0
16.3 Borrowed funds .....	0	0	0
16.4 Net deposits on deposit-type contracts and other insurance liabilities .....	(106,947,360)	(68,389,363)	(140,152,271)
16.5 Dividends to stockholders .....	0	0	0
16.6 Other cash provided (applied) .....	(3,777,925)	(181,837,161)	(170,174,043)
17. Net cash from financing and miscellaneous sources (Line 16.1 through Line 16.4 minus Line 16.5 plus Line 16.6) .....	(110,725,285)	(250,226,524)	(310,326,314)
<b>RECONCILIATION OF CASH, CASH EQUIVALENTS AND SHORT-TERM INVESTMENTS</b>			
18. Net change in cash, cash equivalents and short-term investments (Line 11, plus Lines 15 and 17) .....	113,839,073	81,388,626	159,233,655
19. Cash, cash equivalents and short-term investments:			
19.1 Beginning of year .....	346,489,591	187,255,936	187,255,936
19.2 End of period (Line 18 plus Line 19.1) .....	460,328,664	268,644,562	346,489,591

Note: Supplemental disclosures of cash flow information for non-cash transactions:

20.0001. Securities exchange bond proceeds (Line 12.1) .....	(168,824,463)	(189,248,705)	(295,064,617)
20.0002. Securities exchange bonds acquired (Line 13.1) .....	(168,824,463)	(189,248,705)	(295,064,617)
20.0003. Bank loan conversions (Line 12.1) .....	(6,017,564)	(2,132,595)	(3,264,277)
20.0004. Bank loan conversions (Line 13.1) .....	(6,017,564)	(2,132,595)	(3,264,277)
20.0005. Interest capitalization (Line 2) .....	(11,926,713)	(12,781,380)	(16,918,234)
20.0006. Interest capitalization (Line 13.1) .....	(11,926,713)	(12,781,380)	(16,918,234)
20.0007. Return of capital (Line 12.5) .....	(167,570)	(351,670)	(433,171)
20.0008. Return of capital (Line 13.2) .....	(957,219)	(1,487,503)	(1,816,797)
20.0009. Return of capital (Line 2) .....	(789,649)	(1,135,833)	(1,383,626)
20.0010. Transfer to GLIC Real Estate Holding, LLC (Line 12.3) .....	(5,851,476)	0	0

STATEMENT AS OF SEPTEMBER 30, 2023 OF GENWORTH LIFE INSURANCE COMPANY

Note: Supplemental disclosures of cash flow information for non-cash transactions:

20.0011. Transfer to GLIC Real Estate Holding, LLC (Line 13.5) .....	(5,851,476)	0	0
20.0012. Reinsurance treaty non-cash transaction Fidelity recapture (Line 2) .....	0	(5,160,527)	(5,160,527)
20.0013. Reinsurance treaty non-cash transaction Fidelity recapture (Line 7) .....	0	(372,320,428)	(372,320,428)
20.0014. Reinsurance treaty non-cash transaction Fidelity recapture (Line 12.1) .....	0	(334,621,353)	(334,621,353)
20.0015. Reinsurance treaty non-cash transaction Fidelity recapture (Line 12.5) .....	0	(32,538,548)	(32,538,548)

**EXHIBIT 1**

**DIRECT PREMIUMS AND DEPOSIT-TYPE CONTRACTS**

	1 Current Year To Date	2 Prior Year To Date	3 Prior Year Ended December 31
1. Industrial life .....			0
2. Ordinary life insurance .....	163,836,664	175,035,682	231,515,989
3. Ordinary individual annuities .....	526,734	1,285,550	1,473,975
4. Credit life (group and individual) .....			0
5. Group life insurance .....	7,295,746	7,556,609	7,689,493
6. Group annuities .....	495,442	993,641	1,163,227
7. A & H - group .....	226,090,729	221,198,042	298,896,099
8. A & H - credit (group and individual) .....			0
9. A & H - other .....	1,603,282,596	1,623,510,707	2,184,512,675
10. Aggregate of all other lines of business .....	0	0	0
11. Subtotal (Lines 1 through 10) .....	2,001,527,911	2,029,580,231	2,725,251,458
12. Fraternal (Fraternal Benefit Societies Only) .....			0
13. Subtotal (Lines 11 through 12) .....	2,001,527,911	2,029,580,231	2,725,251,458
14. Deposit-type contracts .....	5,000,000	0	0
15. Total (Lines 13 and 14)	2,006,527,911	2,029,580,231	2,725,251,458
DETAILS OF WRITE-INS			
1001. ....			
1002. ....			
1003. ....			
1098. Summary of remaining write-ins for Line 10 from overflow page .....	0	0	0
1099. Totals (Lines 1001 through 1003 plus 1098)(Line 10 above)	0	0	0

## NOTES TO THE FINANCIAL STATEMENTS

Note#	Description	Page
1	Summary of Significant Accounting Policies and Going Concern .....	7. 1
2	Accounting Changes and Corrections of Errors .....	7. 1
3	Business Combinations and Goodwill .....	7. 1
4	Discontinued Operations .....	7. 1
5	Investments .....	7. 2
6	Joint Ventures, Partnerships and Limited Liability Companies .....	7. 2
7	Investment Income .....	7. 2
8	Derivative Instruments .....	7. 3
9	Income Taxes .....	7. 3
10	Information Concerning Parent, Subsidiaries, Affiliates and Other Related Parties .....	7. 3
11	Debt .....	7. 3
12	Retirement Plans, Deferred Compensation, Postemployment Benefits and Compensated Absences and Other Postretirement Benefit Plans .....	7. 5
13	Capital and Surplus, Dividend Restrictions and Quasi-Reorganizations .....	7. 5
14	Liabilities, Contingencies and Assessments .....	7. 5
15	Leases .....	7. 5
16	Information About Financial Instruments With Off-Balance Sheet Risk And Financial Instruments With Concentrations of Credit Risk .....	7. 5
17	Sale, Transfer and Servicing of Financial Assets and Extinguishments of Liabilities .....	7. 6
18	Gain or Loss to the Reporting Entity from Uninsured Plans and the Uninsured Portion of Partially Insured Plans .....	7. 6
19	Direct Premium Written/Produced by Managing General Agents/Third Party Administrators .....	7. 6
20	Fair Value Measurements .....	7. 6
21	Other Items .....	7. 8
22	Events Subsequent .....	7. 8
23	Reinsurance .....	7. 9
24	Retrospectively Rated Contracts & Contracts Subject to Redetermination .....	7. 9
25	Change in Incurred Losses and Loss Adjustment Expenses .....	7. 9
26	Intercompany Pooling Arrangements .....	7. 9
27	Structured Settlements .....	7. 9
28	Health Care Receivables .....	7. 10
29	Participating Policies .....	7. 10
30	Premium Deficiency Reserves .....	7. 10
31	Reserves for Life Contracts and Annuity Contracts .....	7. 10
32	Analysis of Annuity Actuarial Reserves and Deposit Type Contract Liabilities by Withdrawal Characteristics .....	7. 10
33	Analysis of Life Actuarial Reserves by Withdrawal Characteristics .....	7. 10
34	Premiums and Annuity Considerations Deferred and Uncollected .....	7. 10
35	Separate Accounts .....	7. 10
36	Loss/Claim Adjustment Expenses .....	7. 10



## NOTES TO THE FINANCIAL STATEMENTS

### Note 1 - Summary of Significant Accounting Policies and Going Concern

#### A. Accounting Practices

The accompanying statutory financial statements of Genworth Life Insurance Company (the "Company") have been prepared on the basis of accounting practices prescribed or permitted by the State of Delaware Department of Insurance (the "Delaware Department").

The State of Delaware requires insurance companies domiciled in the state to prepare their statutory financial statements in accordance with the National Association of Insurance Commissioners' ("NAIC") Accounting Practices and Procedures Manual ("NAIC SAP") subject to any deviations prescribed or permitted by the Delaware Department.

A reconciliation of the Company's net income and capital and surplus between NAIC SAP and practices prescribed or permitted by the Delaware Department is shown below:

	SSAP #	F/S Page	F/S Line #	September 30, 2023	December 31, 2022
<b>NET INCOME</b>					
(1) Company state basis (Page 4, Line 35, Columns 1 & 3)	XXX	XXX	XXX	\$ 93,656,119	\$ 281,251,368
(2) State Prescribed Practices that are an increase/(decrease) from NAIC SAP:				—	—
(3) State Permitted Practices that are an increase/(decrease) from NAIC SAP:				—	—
(4) NAIC SAP (1-2-3=4)	XXX	XXX	XXX	<u>\$ 93,656,119</u>	<u>\$ 281,251,368</u>
<b>SURPLUS</b>					
(5) Company state basis (Page 3, Line 38, Columns 1 & 2)	XXX	XXX	XXX	\$ 3,215,785,017	\$ 3,073,206,338
(6) State Prescribed Practices that are an increase/(decrease) from NAIC SAP:				—	—
(7) State Permitted Practices that are an increase/(decrease) from NAIC SAP:				—	—
(8) NAIC SAP (5-6-7=8)	XXX	XXX	XXX	<u>\$ 3,215,785,017</u>	<u>\$ 3,073,206,338</u>

#### C. Accounting Policy

(6) Loan-backed bonds and structured securities ("LBaSS") other than non-agency residential mortgage-backed securities are stated at amortized cost using the scientific method except where the NAIC designation has fallen to 6 and the fair value has fallen below amortized cost, in which case they are carried at fair value. Amortization of LBaSS is based on prepayment assumptions that are updated at least annually. Significant changes of estimated cash flows from original purchase assumptions are accounted for using the retrospective adjustment method for all such securities except for securities for which the Company recorded other-than-temporary impairment ("OTTI") charges. For impaired securities, the Company stops amortization until the security begins performing as anticipated, at which time the Company applies the prospective methodology for amortization.

#### D. Going Concern

The Company's management does not have any doubts about the Company's ability to continue as a going concern within one year from the date the statutory financial statements were issued.

### Note 2 - Accounting Changes and Corrections of Errors

#### Corrections of Errors

During 2023, the Company recorded a prior period correction related to historical reinsurance impacts on cross-entity term conversions. To record this correction, the Company recorded a reinsurance payable to Genworth Life and Annuity of Insurance Company ("GLAIC") of \$40,907,166 and increased net deferred tax assets by \$8,590,505, with an offsetting increase of \$32,316,661 to unassigned deficit, in accordance with Statement of Statutory Accounting Principles ("SSAP") No. 3, *Accounting Changes and Corrections of Errors*.

During 2023, the Company also recorded a prior period correction related to incorrect coding of a correction to term conversions. To record this correction, the Company recorded a reinsurance payable to GLAIC of \$3,363,410, decreased the aggregate reserves for life contracts by \$7,404,167 and decreased net deferred tax assets by \$848,559, with an offsetting decrease of \$3,192,198 to unassigned deficit, in accordance with SSAP No. 3.

As a result of these corrections, the Company also recorded an increase of \$29,124,463 in its investment in GLAIC, with an offsetting decrease to unassigned deficit, in accordance with SSAP No. 3. Therefore, these corrections did not have a net impact on the Company's surplus.

### Note 3 - Business Combinations and Goodwill

None

### Note 4 - Discontinued Operations

None

## NOTES TO THE FINANCIAL STATEMENTS

### **Note 5 - Investments**

#### D. Loan-Backed Securities

- (1) Prepayment assumptions for mortgage-backed/asset-backed structured securities were obtained from third-party providers, broker dealer research reports or internal estimates.
- (2) The Company had no loaned-backed securities with recognized OTTI where the Company had the intent to sell or does not have the intent and ability to retain the investment for a period of time sufficient to recover the amortized cost basis as of September 30, 2023.
- (3) The Company had no loan-backed securities which recognized OTTI as of September 30, 2023.
- (4) All impaired securities (fair value is less than cost or amortized cost) for which an OTTI has not been recognized in earnings as a realized loss (including securities with a recognized OTTI for non-interest related declines when a non-recognized interest related impairment remains) as of September 30, 2023:

- a. The aggregate amount of unrealized losses:

1. Less than 12 months	\$ 5,320,297
2. 12 months or longer	208,208,383

- b. The aggregate related fair value of securities with unrealized losses:

1. Less than 12 months	\$ 218,590,621
2. 12 months or longer	1,227,614,757

- (5) The Company regularly evaluates securities in an unrealized loss position for OTTI. For debt securities, the Company considers all available information relevant to the collectability of the security, including information about past events, current conditions, and reasonable and supportable forecasts, when developing the estimate of cash flows expected to be collected. More specifically for mortgage-backed and asset-backed securities, the Company also utilizes performance indicators of the underlying assets including defaults or delinquency rates, loans to collateral value ratio, third-party credit enhancements, current levels of subordination, vintage and other relevant characteristics of the security or underlying assets to develop the Company's estimate of cash flows. Estimating the cash flows expected to be collected is a quantitative and qualitative process that incorporates information received from third-party sources along with certain internal assumptions and judgments regarding the future performance of the underlying collateral. Where possible, this data is benchmarked against third-party sources.

#### E. Dollar Repurchase Agreements and/or Securities Lending Transactions

None

#### F. Repurchase Agreements Transactions Accounted for as Secured Borrowing

None

#### G. Reverse Repurchase Agreements Transactions Accounted for as Secured Borrowing

None

#### H. Repurchase Agreements Transactions Accounted for as a Sale

None

#### I. Reverse Repurchase Agreements Transactions Accounted for as a Sale

None

#### M. Working Capital Finance Investments

None

#### N. Offsetting and Netting of Assets and Liabilities

None

#### R. Reporting Entity's Share of Cash Pool by Asset Type

None

### **Note 6 - Joint Ventures, Partnerships and Limited Liability Companies**

No significant change.

### **Note 7 - Investment Income**

No significant change.

## NOTES TO THE FINANCIAL STATEMENTS

### Note 8 - Derivative Instruments

No significant change.

### Note 9 - Income Taxes

No significant change.

### Note 10 - Information Concerning Parent, Subsidiaries, Affiliates and Other Related Parties

In April 2023, the Company paid \$44,270,576 in cash to GLAIC to settle the reinsurance payables discussed in Note 2.

In April 2023, the Company transferred one loan to GLIC Real Estate Holding, LLC, a non-insurance subsidiary, in the amount of \$5,851,476.

### Note 11 - Debt

#### B. Federal Home Loan Bank ("FHLB") Agreements

(1) The Company is a member of the Federal Home Loan Bank of Pittsburgh ("FHLB Pittsburgh"). Through its membership, the Company had no outstanding funding agreements with FHLB Pittsburgh as of September 30, 2023. As of December 31, 2022, the amount of funding agreements issued to FHLB Pittsburgh was \$50,000,000 which related to total liabilities of \$50,034,353, of which \$34,353 was accrued interest. The Company uses these funds for liquidity management and asset-liability management in an investment spread strategy, consistent with its other investment spread programs. The Company records the funds under SSAP No. 52, *Deposit Type Contracts*, consistent with its accounting for other deposit type contracts. It is not part of the Company's strategy to utilize these funds for operations, and any funds obtained from the FHLB Pittsburgh for use in general operations would be accounted for under SSAP No. 15, *Debt and Holding Company Obligations*, as borrowed money. The Company currently has an internally calculated borrowing capacity of \$1.2 billion, which is lower than the stated limit from FHLB Pittsburgh.

#### (2) FHLB Capital Stock

The tables below indicate the amount of FHLB Pittsburgh stock purchased, collateral pledged, assets and liabilities related to the agreement with FHLB Pittsburgh as of September 30, 2023 and December 31, 2022.

##### a. Aggregate totals

###### 1. As of September 30, 2023:

Membership Stock	1 Total (2+3)	2 General account	3 Separate accounts
(a) Membership stock – Class A	\$ —	\$ —	\$ —
(b) Membership stock – Class B	5,121,400	5,121,400	—
(c) Activity stock	—	—	—
(d) Excess stock	—	—	—
(e) Aggregate total (a+b+c+d)	5,121,400	5,121,400	—
(f) Actual or estimated borrowing capacity as determined by the insurer	1,200,000,000	XXX	XXX

###### 2. As of December 31, 2022:

Membership Stock	1 Total (2+3)	2 General account	3 Separate accounts
(a) Membership stock – Class A	\$ —	\$ —	\$ —
(b) Membership stock – Class B	5,101,400	5,101,400	—
(c) Activity stock	2,000,000	2,000,000	—
(d) Excess stock	—	—	—
(e) Aggregate total (a+b+c+d)	7,101,400	7,101,400	—
(f) Actual or estimated borrowing capacity as determined by the insurer	1,300,000,000	XXX	XXX

##### b. Membership stock (Class A and B) eligible and not eligible for redemption as of September 30, 2023:

Membership stock	1 Current year total (2+3+4+5+6)	2 Not eligible for redemption	Eligible for redemption			
			3 Less than 6 months	4 6 months to less than 1 year	5 1 to less than 3 years	6 3 to 5 years
1. Class A	\$ —	\$ —	\$ —	\$ —	\$ —	\$ —
2. Class B	5,121,400	5,121,400	—	—	—	—

## NOTES TO THE FINANCIAL STATEMENTS

## (3) Collateral Pledged to FHLB

a. Amount pledged as of September 30, 2023 and December 31, 2022:

	Fair value	Carrying value	Aggregate total borrowing
1. Current year total general and separate accounts total collateral pledged (Lines 2+3)	\$ —	\$ —	\$ —
2. Current year general account total collateral pledged	—	—	—
3. Current year separate accounts total collateral pledged	—	—	—
4. Prior year-end total general and separate accounts total collateral pledged	238,455,965	239,012,764	50,000,000

b. Maximum amount pledged during reporting period ending September 30, 2023 and December 31, 2022:

	Fair value	Carrying value	Amount borrowed at time of maximum collateral
1. Current year total general and separate accounts maximum collateral pledged (Lines 2+3)	\$ 245,444,885	\$ 238,369,027	\$ 50,000,000
2. Current year general account maximum collateral pledged	245,444,885	238,369,027	50,000,000
3. Current year separate accounts maximum collateral pledged	—	—	—
4. Prior year-end total general and separate accounts maximum collateral pledged	382,613,808	319,616,746	100,000,000

## (4) Borrowing from FHLB

a. Amount pledged as of the reporting date:

1. As of September 30, 2023:

	1 Total (2+3)	2 General account	3 Separate accounts	4 Funding agreements reserves established
(a) Debt	\$ —	\$ —	\$ —	XXX
(b) Funding agreements	—	—	—	\$ —
(c) Other	—	—	—	XXX
<b>(d) Aggregate total (a+b+c)</b>	<b>\$ —</b>	<b>\$ —</b>	<b>\$ —</b>	<b>\$ —</b>

2. As of December 31, 2022:

	1 Total (2+3)	2 General account	3 Separate accounts	4 Funding agreements reserves established
(a) Debt	\$ —	\$ —	\$ —	XXX
(b) Funding agreements	50,000,000	50,000,000	—	\$ 50,034,353
(c) Other	—	—	—	XXX
<b>(d) Aggregate total (a+b+c)</b>	<b>\$ 50,000,000</b>	<b>\$ 50,000,000</b>	<b>\$ —</b>	<b>\$ 50,034,353</b>

b. Maximum amount during the reporting period ending September 30, 2023:

	1 Total (2+3)	2 General account	3 Separate accounts
1. Debt	\$ —	\$ —	\$ —
2. Funding agreements	50,000,000	50,000,000	—
3. Other	—	—	—
<b>4. Aggregate total (Lines 1+2+3)</b>	<b>\$ 50,000,000</b>	<b>\$ 50,000,000</b>	<b>\$ —</b>

c. FHLB – Prepayment obligations

	Does the company have prepayment obligations under the following arrangements (YES/NO)?
1. Debt	NO
2. Funding agreements	NO
3. Other	NO

## NOTES TO THE FINANCIAL STATEMENTS

### **Note 12 - Retirement Plans, Deferred Compensation, Postemployment Benefits and Compensated Absences and Other Postretirement Benefit Plans**

The Company has no employees; however, it is allocated costs for services provided by employees of affiliated companies.

#### A. Defined Benefit Plan

The Company does not have any employees.

### **Note 13 - Capital and Surplus, Dividend Restrictions and Quasi-Reorganizations**

No significant change.

### **Note 14 - Liabilities, Contingencies and Assessments**

On October 20, 2023, the Company was named as the defendant in a putative class action lawsuit in the United States District Court for the Eastern District of Virginia captioned *Martin Silverstein, on behalf of himself and all others similarly situated v. Genworth Life Insurance Company*. The complaint alleges that the Company subjected universal life insurance policyholders to impermissible increases in cost of insurance charges, thereby breaching the underlying contracts. The complaint seeks, among other things, monetary damages and reinstatement of any lapsed policies. The Company intends to vigorously defend this action.

Starting in June 2023, various Genworth entities (including Genworth Financial, Inc., the Company and GLAIC) have been named as defendants in certain of ten putative class action lawsuits in the United States District Courts for the Eastern District of Virginia and the District of Massachusetts. These cases are captioned as follows: *King v. Genworth Financial, Inc.*; *Anastasio v. Genworth Financial, Inc. et al*; *Hauser v. Genworth Life Insurance Company*; *Smith v. Genworth Financial, Inc.*; *Behrens v. Genworth Life Insurance Company*; *Hale et al v. Genworth Financial, Inc.*; *Burkett, Jr. v. Genworth Life and Annuity Insurance Company*; *Manar v. Genworth Financial, Inc.*; *Kennedy v. Genworth Financial, Inc.*; and *Bailey v. Genworth Financial, Inc.* The actions relate to the data security events involving the MOVEit file transfer system ("MOVEit Cybersecurity Incident"), which PBI Research Services ("PBI"), a third-party vendor, uses in the performance of its services. Our life insurance companies use PBI to, among other things, satisfy applicable regulatory obligations to search various databases to identify the deaths of insured persons under life insurance policies, and to identify the deaths of long-term care insurance and annuity policies which can impact premium payment obligations and benefit eligibility. Plaintiffs seek to represent various classes and subclasses of Genworth long-term care insurance policyholders and agents whose data was accessed or potentially accessed by the MOVEit Cybersecurity Incident, alleging that Genworth breached its purported duty to safeguard their sensitive data from cybercriminals. The complaints assert claims for, inter alia, negligence, negligence per se, breach of contract, unjust enrichment, and violations of various consumer protection and privacy statutes, and they seek, inter alia, declaratory and injunctive relief, compensatory and punitive damages, restitution, attorneys' fees and costs. On October 4, 2023, the Joint Panel on Multidistrict Litigation issued an order consolidating all actions relating to the MOVEit Cybersecurity Incident before a single federal judge in the United States District Court for the District of Massachusetts. Genworth intends to vigorously defend these actions.

On December 16, 2022, Blue Cross Blue Shield of Nebraska ("BCBSNE") served an arbitration demand on the Company in relation to BCBSNE's stated intent to recapture a block of LTC policies for which the risk was partly ceded to the Company. In its arbitration demand, BCBSNE alleges that the Company breached the governing reinsurance agreement by refusing to agree to transfer assets equal to the fair value of the liabilities being recaptured. BCBSNE asserts it has satisfied all of its obligations under the reinsurance agreement and is seeking to recapture the ceded block of reinsurance. BCBSNE seeks damages equal to the fair value of the recaptured liabilities, plus interest and other damages, including attorneys' fees and costs. The arbitration panel has been appointed and an organizational meeting was held on August 30, 2023. The trial is scheduled for September and October 2024. The Company intends to vigorously defend this arbitration proceeding.

On August 11, 2021, the Company and GLICNY received a request for pre-suit mediation related to a potential class action lawsuit that may have been brought by five LTC policyholders, who sought to represent a nationwide class alleging that the defendants made misleading and inadequate disclosures regarding premium increases for LTC policies. The draft complaint asserted claims for breach of contract, conversion, and declaratory and injunctive relief, and sought damages in excess of \$5,000,000. The Company and GLICNY participated in pre-suit mediation in November 2021 and January 2022. On January 15, 2022, the parties reached an agreement in principle to settle the dispute on a nationwide basis, subject to the negotiation and execution of a final settlement agreement, and Court approval thereof. On January 28, 2022, the complaint was filed in the United States District Court for the Eastern District of Virginia captioned *Fred Haney, Marsha Merrill, Sylvia Swanson, and Alan Wooten, individually, and on behalf of all others similarly situated v. Genworth Life Insurance Company and Genworth Life Insurance Company of New York*. The parties executed a settlement agreement consistent with the agreement in principle signed on January 15, 2022. On May 2, 2022, the Court preliminarily approved the settlement. The final approval hearing commenced on November 17, 2022 and the Court entered judgment finally approving the settlement on February 15, 2023. Pursuant to its terms, the settlement became final on March 27, 2023. The Company and GLICNY began implementation of the settlement in the second quarter of 2023 and expect an overall net favorable economic impact to their LTC business from the settlement of this case.

### **Note 15 - Leases**

No change.

### **Note 16 - Information About Financial Instruments With Off-Balance Sheet Risk And Financial Instruments With Concentrations of Credit Risk**

No significant change.

## NOTES TO THE FINANCIAL STATEMENTS

### **Note 17 - Sale, Transfer and Servicing of Financial Assets and Extinguishments of Liabilities**

#### B. Transfer and Servicing of Financial Assets

(2) – (3) None

(4) The Company did not have any securitizations, asset-based financing arrangements or similar transfers during the reporting period.

For retained interests held in the form of securities, the underlying assets that are held by the securitization trust have a principal amount outstanding of \$17,486,803 as of September 30, 2023 and include commercial mortgage loans that were originated by the Company. All of these commercial mortgage loans were derecognized upon transfer to the securitization entity in a prior period. The carrying value and fair value of the Company's retained interest in these assets transferred were \$11,202,582 and \$14,204,099, respectively, as of September 30, 2023. The fair value of these retained interests are developed primarily using Level 2 inputs based on observable market prices for similar instruments. The risks associated with the Company's retained interest include losses due to default and prepayment on the underlying commercial mortgage loans. The Company's maximum exposure to loss is represented by its carrying value of these retained interests, as there are no other implicit or explicit guarantees associated with the Company's on-going interest in these securitized assets.

#### C. Wash Sales

None

### **Note 18 - Gain or Loss to the Reporting Entity from Uninsured Plans and the Uninsured Portion of Partially Insured Plans**

No significant change.

### **Note 19 - Direct Premium Written/Produced by Managing General Agents/Third Party Administrators**

No significant change.

### **Note 20 - Fair Value Measurements**

All assets and liabilities carried at fair value are classified and disclosed in one of the following three categories:

- Level 1—Quoted prices for identical instruments in active markets.
- Level 2—Quoted prices for similar instruments in active markets; quoted prices for identical or similar instruments in markets that are not active; and model-derived valuations whose inputs are observable or whose significant value drivers are observable.
- Level 3—Instruments whose significant value drivers are unobservable.

Refer to No. 4 below for discussion of valuation techniques.

#### A. Fair Value Classifications

a. The following table sets forth the Company's assets and liabilities that were measured at fair value as of September 30, 2023:

Description for each class of asset or liability	Level 1	Level 2	Level 3	Net asset value (NAV)	Total
a. Assets at fair value					
Bonds					
Commercial mortgage-backed	\$ —	\$ 1,006,809	\$ —	\$ —	\$ 1,006,809
Bank loans	—	—	3,186,059	—	3,186,059
Total bonds	—	1,006,809	3,186,059	—	4,192,868
Preferred stock					
Industrial and miscellaneous	4,958,000	26,663,200	—	—	31,621,200
Total preferred stock	4,958,000	26,663,200	—	—	31,621,200
Common stock					
Industrial and miscellaneous	258,289,262	—	12,351,920	—	270,641,182
Total common stock	258,289,262	—	12,351,920	—	270,641,182
Cash equivalents					
Money market mutual funds	561,304,061	—	—	—	561,304,061
Total cash equivalents	561,304,061	—	—	—	561,304,061
Separate account assets	3,377,773	—	—	—	3,377,773
<b>Total assets at fair value/NAV</b>	<b>\$ 827,929,096</b>	<b>\$ 27,670,009</b>	<b>\$ 15,537,979</b>	<b>\$ —</b>	<b>\$ 871,137,084</b>

## NOTES TO THE FINANCIAL STATEMENTS

The following table sets forth the Company's assets and liabilities that were measured at fair value as of December 31, 2022:

Description for each class of asset or liability	Level 1	Level 2	Level 3	Net asset value (NAV)	Total
a. Assets at fair value					
Bonds					
Commercial mortgage-backed	\$ —	\$ 1,159,380	\$ —	\$ —	\$ 1,159,380
Bank loans	—	—	10,150,372	—	10,150,372
Total bonds	—	1,159,380	10,150,372	—	11,309,752
Preferred stock					
Industrial and miscellaneous	13,490,000	26,423,100	—	—	39,913,100
Total preferred stock	13,490,000	26,423,100	—	—	39,913,100
Common stock					
Industrial and miscellaneous	197,234,204	—	14,331,920	—	211,566,124
Total common stock	197,234,204	—	14,331,920	—	211,566,124
Cash equivalents					
Money market mutual funds	432,059,799	—	—	—	432,059,799
Total cash equivalents	432,059,799	—	—	—	432,059,799
Separate account assets	3,707,817	—	—	—	3,707,817
<b>Total assets at fair value/NAV</b>	<b>\$ 646,491,820</b>	<b>\$ 27,582,480</b>	<b>\$ 24,482,292</b>	<b>\$ —</b>	<b>\$ 698,556,592</b>

### 2. Level 3 Classifications

The following table presents additional information about assets and liabilities measured at fair value for which the Company has utilized significant unobservable (Level 3) inputs to determine fair value as of September 30, 2023:

Description	Beginning balance as of June 30, 2023	Transfers into Level 3	Transfers out of Level 3	Total gains and (losses) included in net income	Total gains and (losses) included in surplus	Purchases	Issuances	Sales	Settlements	Ending balance as of September 30, 2023
<b>Assets:</b>										
Bank loans	\$ 8,412,919	\$ —	\$ (4,718,729)	\$ 120,044	\$ (803,658)	\$ 176,666	\$ —	\$ (1,183)		\$ 3,186,059
Common stock	14,351,920	2,800	—	—	(2,800)	—	—	(2,000,000)	—	12,351,920
<b>Total Assets</b>	<b>\$ 22,764,839</b>	<b>\$ 2,800</b>	<b>\$ (4,718,729)</b>	<b>\$ 120,044</b>	<b>\$ (806,458)</b>	<b>\$ 176,666</b>	<b>\$ —</b>	<b>\$ (2,001,183)</b>	<b>\$ —</b>	<b>\$ 15,537,979</b>

The following table presents additional information about assets and liabilities measured at fair value for which the Company has utilized significant unobservable (Level 3) inputs to determine fair value as of December 31, 2022:

Description	Beginning balance as of January 1, 2022	Transfers into Level 3	Transfers out of Level 3	Total gains and (losses) included in net income	Total gains and (losses) included in surplus	Purchases	Issuances	Sales	Settlements	Ending balance as of December 31, 2022
<b>Assets:</b>										
Bank loans	\$ 13,475,614	\$ 3,049,761	\$ (5,111,799)	\$ (1,243,477)	\$ (118,017)	\$ 555,024	\$ —	\$ —	\$ (456,734)	\$ 10,150,372
Common stock	16,556,320	—	—	—	—	—	—	(2,224,400)	—	14,331,920
<b>Total Assets</b>	<b>\$ 30,031,934</b>	<b>\$ 3,049,761</b>	<b>\$ (5,111,799)</b>	<b>\$ (1,243,477)</b>	<b>\$ (118,017)</b>	<b>\$ 555,024</b>	<b>\$ —</b>	<b>\$ (2,224,400)</b>	<b>\$ (456,734)</b>	<b>\$ 24,482,292</b>

Realized and unrealized gains (losses) on Level 3 assets and liabilities are primarily reported in either net income or change in net unrealized capital gains (losses) based on the appropriate accounting treatment for the instrument.

Purchases, sales, issuances and settlements represent the activity that occurred during the period that results in a change of the asset or liability but does not represent changes in fair value for the instruments held at the beginning of the year. Such activity primarily consists of purchases and settlements of derivative instruments.

There were no gains or losses for the year included in net income attributable to unrealized gains (losses) related to assets still held as of the reporting date.

### 3. Transfers Between Levels

The Company reviews the fair value hierarchy classifications each reporting period. Changes in the observability of the valuation attributes may result in a reclassification of certain financial assets or liabilities. Such reclassifications are reported as transfers in and out of Level 3 at the beginning fair value for the reporting period.

### 4. Valuation Techniques and Inputs

The vast majority of long-term bonds use Level 2 inputs for the determination of fair value. These fair values are obtained primarily from industry-standard pricing methodologies based on market observable information. Certain structured securities valued using industry-standard pricing methodologies utilize significant unobservable inputs to estimate fair value, resulting in the fair value measurements being classified as Level 3. The Company also utilizes internally developed pricing models to produce estimates of fair value primarily utilizing Level 2 inputs along with certain Level 3 inputs. The internally developed models include matrix pricing where the Company discounts expected cash flows utilizing market interest rates obtained from market sources based on the credit quality and duration of the instrument to determine fair value. For securities that may not be reliably priced using internally developed pricing models, fair value is estimated using indicative market prices. These prices are indicative of an exit price, but the assumptions used to establish the fair value may not be observable, or corroborated by market observable information, and represent Level 3 inputs.

The valuation of interest rate swaps is determined using an income approach. The primary input into the valuation represents the forward interest rate swap curve, which is generally considered an observable input, and results in the derivative being classified as Level 2.

## NOTES TO THE FINANCIAL STATEMENTS

The valuation of cross currency swaps is determined using an income approach. The primary inputs into the valuation represent the forward interest rate swap curve and foreign currency exchange rates, both of which are considered an observable input, and results in the derivative being classified as Level 2.

The fair value of the majority of separate account assets is based on the quoted prices of the underlying fund investments and, therefore represents Level 1 pricing. The remaining separate account assets represent Level 2 pricing, as defined above.

### C. Aggregate Fair Value of All Financial Instruments

The following table sets forth the Company's financial instruments fair values, admitted amounts and level of fair value amounts as of September 30, 2023:

Type of financial instrument	Aggregate fair value	Admitted assets	Level 1	Level 2	Level 3	Net asset (NAV)	Not practicable (Carrying value)
Bonds	\$ 25,640,833,532	\$ 28,933,809,614	\$ —	\$ 23,375,717,475	\$ 2,265,116,057	\$ —	\$ —
Preferred and common stocks	302,262,382	302,262,382	263,247,262	26,663,200	12,351,920	—	—
Mortgage loans	4,138,811,555	4,620,256,314	—	—	4,138,811,555	—	—
Other invested assets	300,941,664	348,024,126	—	300,941,664	—	—	—
Short-term investments	4,996,900	5,000,000	—	4,996,900	—	—	—
Cash equivalents	561,304,061	561,304,061	561,304,061	—	—	—	—
Separate account assets	8,168,875	8,168,875	8,168,875	—	—	—	—
Derivative assets	11,811,661	6,566,140	—	11,811,661	—	—	—
Derivative liabilities	805,767,715	—	—	777,264,895	28,502,820	—	—

The following table sets forth the Company's financial instruments fair values, admitted amounts and level of fair value amounts as of December 31, 2022:

Type of financial instrument	Aggregate fair value	Admitted assets	Level 1	Level 2	Level 3	Net asset (NAV)	Not practicable (Carrying value)
Bonds	\$ 27,200,901,096	\$ 29,481,684,838	\$ —	\$ 24,857,506,726	\$ 2,343,394,370	\$ —	\$ —
Preferred and common stocks	251,479,224	251,479,223	210,724,204	26,423,100	14,331,920	—	—
Mortgage loans	4,259,078,029	4,730,966,709	—	—	4,259,078,029	—	—
Other invested assets	314,382,546	343,385,776	—	314,382,546	—	—	—
Cash equivalents	432,059,799	432,059,799	432,059,799	—	—	—	—
Separate account assets	8,289,362	8,280,049	6,105,916	2,183,446	—	—	—
Derivative assets	18,988,367	7,289,940	—	18,988,367	—	—	—
Derivative liabilities	424,120,844	—	—	424,120,844	—	—	—

D. None

E. None

### Note 21 - Other Items

#### C. Other Disclosures

##### *Trust account*

The Company is a party to a coinsurance agreement with Brighthouse Life Insurance Company ("Brighthouse"), formerly MetLife Insurance Company of Connecticut, whereby the Company assumed 100% of a certain block of LTC business. Under this agreement, the Company funded a trust account for the benefit of Brighthouse and maintains an aggregate amount of assets with a fair market value at least equal to 102% of the required reserves attributable to the affected risks. In February 2021, Genworth served a demand for arbitration seeking authorization to withdraw certain amounts from the trust. An arbitration hearing concluded in October 2022. In April 2023, the Company withdrew \$321,867,222 of securities and \$5,325,287 of cash from the trust.

### Note 22 - Events Subsequent

There were no material events that occurred subsequent to September 30, 2023. Subsequent events have been considered through November 14, 2023, the date on which the statutory financial statements were issued.



## NOTES TO THE FINANCIAL STATEMENTS

### **Note 23 - Reinsurance**

On March 6, 2019, Scottish Re US Inc. ("Scottish Re"), a reinsurance company domiciled in Delaware, was ordered into receivership for the purposes of rehabilitation by the Court of Chancery of the State of Delaware. On May 3, 2023, the Receiver concluded that Scottish Re should be liquidated and expects to file a petition to liquidate within 45 days. On July 13, 2023, the Receiver filed a Motion for Entry of a Liquidation and Injunction Order. On July 18, 2023, the Court entered a Liquidation and Injunction Order. On August 9, 2023, the Company received notice that reinsurance agreements with Scottish Re would terminate effective September 30, 2023. Accordingly, the Company recaptured the policies previously ceded to Scottish Re in accordance with SSAP 61R, *Life, Deposit-Type and Accident and Health Reinsurance*, by writing off balances through the accounts, exhibits and schedules in which they were originally recorded. The Company wrote off assets and liabilities of \$2,132,375 associated with the reinsurance and recorded an increase in reserves of \$131,316, resulting in a \$2,263,691 pre-tax loss. However, this did not significantly impact the Company's capital position because nonadmitted balances totaling \$2,648,210 were released through unassigned surplus.

#### B. Uncollectible Reinsurance

1. The Company has written off in the current year reinsurance balances due from the companies listed below, the amount of: \$2,132,375

That is reflected as:

a. Claims incurred	\$	2,543,115
b. Claims adjustment expenses incurred	\$	—
c. Premiums earned	\$	(501,515)
d. Other	\$	90,775
e. Company		Amount
Scottish Re	\$	2,132,375

### **Note 24 - Retrospectively Rated Contracts & Contracts Subject to Redetermination**

#### E. Risk Sharing Provisions of the Affordable Care Act

None

### **Note 25 - Change in Incurred Losses and Loss Adjustment Expenses**

- A. Reserves as of December 31, 2022, were \$8,759,595,446 for the Company's accident and health insurance line of business. As of September 30, 2023, \$1,707,376,394 has been paid for incurred claims and claim adjustment expenses attributable to insured events of prior years. Reserves remaining for prior years are now \$6,880,368,196 as of September 30, 2023. Therefore, there has been \$171,850,856 of favorable prior year development from December 31, 2022 to September 30, 2023.

The net interest accumulated on reserves less claims and expenses attributable to insured events of prior years was \$177,882,913. Therefore, there has been \$349,733,769 of favorable prior year development from December 31, 2022 to September 30, 2023, primarily related to favorable claim terminations mostly attributable to higher mortality, favorable development on prior year LTC incurred but not reported claims and favorable experience on LTC pending claims that did not become an active claim. Additionally, there were adjustments to claim and claim adjustment expense reserves and incurred but not reported reserves as described below.

As of September 30, 2023, the Company did not have any retrospectively rated policies.

- B. The Company regularly reviews its methodologies and assumptions in light of emerging experience and may be required to make adjustments to its LTC claim reserves in the future. The claim reserves are reviewed quarterly, and the Company conducts a detailed review of its claim reserve assumptions for its LTC business annually. The Company expects to complete its annual review of LTC claim reserve assumptions in the fourth quarter of 2023.

During the third quarter of 2023, the Company did not make any significant changes in assumptions or methodologies used to calculate its LTC claim and claim adjustment expense reserves, other than adjustments to claim and claim adjustment expense reserves and incurred but not reported reserves as described below.

The coronavirus pandemic ("COVID-19") significantly increased mortality on the Company's most vulnerable claimants. To account for this change in experience due to COVID-19, the Company adjusted the mortality assumption in its claim reserves to reflect the risk of lower claim termination rates on remaining claims. As of September 30, 2023 and December 31, 2022, the balance of incremental claim reserves associated with COVID-19 mortality was \$70,425,733 and \$93,364,913, respectively. The Company also experienced lower new claims incidence during COVID-19; however, this is expected to be temporary. As a result, the Company strengthened its incurred but not reported claim reserves during the height of COVID-19. As of September 30, 2023 and December 31, 2022, the balance of the incurred but not reported claim reserves due to lower claims incidence was \$24,102,628 and \$44,858,525, respectively.

### **Note 26 - Intercompany Pooling Arrangements**

None

### **Note 27 - Structured Settlements**

None

## **NOTES TO THE FINANCIAL STATEMENTS**

---

**Note 28 - Health Care Receivables**

None

**Note 29 - Participating Policies**

None

**Note 30 - Premium Deficiency Reserves**

None

**Note 31 - Reserves for Life Contracts and Annuity Contracts**

No significant change.

**Note 32 - Analysis of Annuity Actuarial Reserves and Deposit Type Contract Liabilities by Withdrawal Characteristics**

No significant change.

**Note 33 - Analysis of Life Actuarial Reserves by Withdrawal Characteristics**

No significant change.

**Note 34 - Premiums and Annuity Considerations Deferred and Uncollected**

No significant change.

**Note 35 - Separate Accounts**

No significant change.

**Note 36 - Loss/Claim Adjustment Expenses**

No significant change.

# GENERAL INTERROGATORIES

## PART 1 - COMMON INTERROGATORIES

### GENERAL

- 1.1 Did the reporting entity experience any material transactions requiring the filing of Disclosure of Material Transactions with the State of Domicile, as required by the Model Act? ..... Yes [ ] No [ X ]
- 1.2 If yes, has the report been filed with the domiciliary state? ..... Yes [ ] No [ ]
- 2.1 Has any change been made during the year of this statement in the charter, by-laws, articles of incorporation, or deed of settlement of the reporting entity? ..... Yes [ ] No [ X ]
- 2.2 If yes, date of change: .....
- 3.1 Is the reporting entity a member of an Insurance Holding Company System consisting of two or more affiliated persons, one or more of which is an insurer? ..... Yes [ X ] No [ ]  
If yes, complete Schedule Y, Parts 1 and 1A.
- 3.2 Have there been any substantial changes in the organizational chart since the prior quarter end? ..... Yes [ ] No [ X ]
- 3.3 If the response to 3.2 is yes, provide a brief description of those changes.  
.....
- 3.4 Is the reporting entity publicly traded or a member of a publicly traded group? ..... Yes [ X ] No [ ]
- 3.5 If the response to 3.4 is yes, provide the CIK (Central Index Key) code issued by the SEC for the entity/group. .... 0001276520
- 4.1 Has the reporting entity been a party to a merger or consolidation during the period covered by this statement? ..... Yes [ ] No [ X ]
- 4.2 If yes, provide the name of the entity, NAIC Company Code, and state of domicile (use two letter state abbreviation) for any entity that has ceased to exist as a result of the merger or consolidation.

1 Name of Entity	2 NAIC Company Code	3 State of Domicile
N/A		

5. If the reporting entity is subject to a management agreement, including third-party administrator(s), managing general agent(s), attorney-in-fact, or similar agreement, have there been any significant changes regarding the terms of the agreement or principals involved? ..... Yes [ ] No [ ] N/A [ X ]  
If yes, attach an explanation.  
.....
- 6.1 State as of what date the latest financial examination of the reporting entity was made or is being made. .... 12/31/2018
- 6.2 State the as of date that the latest financial examination report became available from either the state of domicile or the reporting entity. This date should be the date of the examined balance sheet and not the date the report was completed or released. .... 12/31/2018
- 6.3 State as of what date the latest financial examination report became available to other states or the public from either the state of domicile or the reporting entity. This is the release date or completion date of the examination report and not the date of the examination (balance sheet date). .... 06/11/2020
- 6.4 By what department or departments?  
Delaware .....
- 6.5 Have all financial statement adjustments within the latest financial examination report been accounted for in a subsequent financial statement filed with Departments? ..... Yes [ X ] No [ ] N/A [ ]
- 6.6 Have all of the recommendations within the latest financial examination report been complied with? ..... Yes [ X ] No [ ] N/A [ ]
- 7.1 Has this reporting entity had any Certificates of Authority, licenses or registrations (including corporate registration, if applicable) suspended or revoked by any governmental entity during the reporting period? ..... Yes [ ] No [ X ]
- 7.2 If yes, give full information:  
N/A .....
- 8.1 Is the company a subsidiary of a bank holding company regulated by the Federal Reserve Board? ..... Yes [ ] No [ X ]
- 8.2 If response to 8.1 is yes, please identify the name of the bank holding company.  
N/A .....
- 8.3 Is the company affiliated with one or more banks, thrifts or securities firms? ..... Yes [ X ] No [ ]
- 8.4 If response to 8.3 is yes, please provide below the names and location (city and state of the main office) of any affiliates regulated by a federal regulatory services agency [i.e. the Federal Reserve Board (FRB), the Office of the Comptroller of the Currency (OCC), the Federal Deposit Insurance Corporation (FDIC) and the Securities Exchange Commission (SEC)] and identify the affiliate's primary federal regulator.

1 Affiliate Name	2 Location (City, State)	3 FRB	4 OCC	5 FDIC	6 SEC
Capital Brokerage Corporation	Richmond, VA				...YES...

STATEMENT AS OF SEPTEMBER 30, 2023 OF GENWORTH LIFE INSURANCE COMPANY

**GENERAL INTERROGATORIES**

- 9.1 Are the senior officers (principal executive officer, principal financial officer, principal accounting officer or controller, or persons performing similar functions) of the reporting entity subject to a code of ethics, which includes the following standards? ..... Yes [ X ] No [ ]
- (a) Honest and ethical conduct, including the ethical handling of actual or apparent conflicts of interest between personal and professional relationships;
- (b) Full, fair, accurate, timely and understandable disclosure in the periodic reports required to be filed by the reporting entity;
- (c) Compliance with applicable governmental laws, rules and regulations;
- (d) The prompt internal reporting of violations to an appropriate person or persons identified in the code; and
- (e) Accountability for adherence to the code.
- 9.11 If the response to 9.1 is No, please explain:  
N/A .....
- 9.2 Has the code of ethics for senior managers been amended? ..... Yes [ ] No [ X ]
- 9.21 If the response to 9.2 is Yes, provide information related to amendment(s).  
N/A .....
- 9.3 Have any provisions of the code of ethics been waived for any of the specified officers? ..... Yes [ ] No [ X ]
- 9.31 If the response to 9.3 is Yes, provide the nature of any waiver(s).  
N/A .....

**FINANCIAL**

- 10.1 Does the reporting entity report any amounts due from parent, subsidiaries or affiliates on Page 2 of this statement? ..... Yes [ ] No [ X ]
- 10.2 If yes, indicate any amounts receivable from parent included in the Page 2 amount: ..... \$ ..... 0

**INVESTMENT**

- 11.1 Were any of the stocks, bonds, or other assets of the reporting entity loaned, placed under option agreement, or otherwise made available for use by another person? (Exclude securities under securities lending agreements.) ..... Yes [ ] No [ X ]
- 11.2 If yes, give full and complete information relating thereto:  
N/A .....
12. Amount of real estate and mortgages held in other invested assets in Schedule BA: ..... \$ ..... 165,491,119
13. Amount of real estate and mortgages held in short-term investments: ..... \$ ..... 0
- 14.1 Does the reporting entity have any investments in parent, subsidiaries and affiliates? ..... Yes [ X ] No [ ]
- 14.2 If yes, please complete the following:
- |   | 1<br>Prior Year-End<br>Book/Adjusted<br>Carrying Value | 2<br>Current Quarter<br>Book/Adjusted<br>Carrying Value |
|---|--|---|
| 14.21 Bonds .....   | \$ ..... 0   | \$ ..... 0  |
| 14.22 Preferred Stock .....   | \$ ..... 0   | \$ ..... 0  |
| 14.23 Common Stock .....  | \$ ..... 910,778,264                                   | \$ ..... 941,204,691                                    |
| 14.24 Short-Term Investments .....  | \$ ..... 0   | \$ ..... 0  |
| 14.25 Mortgage Loans on Real Estate .....   | \$ ..... 0   | \$ ..... 0  |
| 14.26 All Other .....   | \$ ..... 29,605,051                                    | \$ ..... 32,495,856                                     |
| 14.27 Total Investment in Parent, Subsidiaries and Affiliates (Subtotal Lines 14.21 to 14.26) ..... | \$ ..... 940,383,315                                   | \$ ..... 973,700,547                                    |
| 14.28 Total Investment in Parent included in Lines 14.21 to 14.26 above .....                       | \$ .....   | \$ .....  |
- 15.1 Has the reporting entity entered into any hedging transactions reported on Schedule DB? ..... Yes [ X ] No [ ]
- 15.2 If yes, has a comprehensive description of the hedging program been made available to the domiciliary state? ..... Yes [ X ] No [ ] N/A [ ]  
If no, attach a description with this statement.  
.....
16. For the reporting entity's security lending program, state the amount of the following as of the current statement date:
- 16.1 Total fair value of reinvested collateral assets reported on Schedule DL, Parts 1 and 2. .... \$ ..... 0
- 16.2 Total book/adjusted carrying value of reinvested collateral assets reported on Schedule DL, Parts 1 and 2 ..... \$ ..... 0
- 16.3 Total payable for securities lending reported on the liability page. .... \$ ..... 0

STATEMENT AS OF SEPTEMBER 30, 2023 OF GENWORTH LIFE INSURANCE COMPANY  
**GENERAL INTERROGATORIES**

17. Excluding items in Schedule E - Part 3 - Special Deposits, real estate, mortgage loans and investments held physically in the reporting entity's offices, vaults or safety deposit boxes, were all stocks, bonds and other securities, owned throughout the current year held pursuant to a custodial agreement with a qualified bank or trust company in accordance with Section 1, III - General Examination Considerations, F. Outsourcing of Critical Functions, Custodial or Safekeeping Agreements of the NAIC Financial Condition Examiners Handbook? ..... Yes [ X ] No [ ]
- 17.1 For all agreements that comply with the requirements of the NAIC Financial Condition Examiners Handbook, complete the following:

1 Name of Custodian(s)	2 Custodian Address
The Bank of New York Mellon .....	One Wall Street New York, NY 10286 .....
Federal Home Loan Bank of Pittsburgh .....	601 Grant Street Pittsburgh, PA 15219-4455 .....
Deutsche Bank .....	60 Wall Street, 27th Floor New York, NY 10005 .....
The Bank of New York Mellon Corporate Trust, Insurance Trust .....	240 Greenwich Street, 7E Floor New York, NY 10286 .....

- 17.2 For all agreements that do not comply with the requirements of the NAIC Financial Condition Examiners Handbook, provide the name, location and a complete explanation:

1 Name(s)	2 Location(s)	3 Complete Explanation(s)
N/A .....	.....	.....

- 17.3 Have there been any changes, including name changes, in the custodian(s) identified in 17.1 during the current quarter? ..... Yes [ ] No [ X ]
- 17.4 If yes, give full information relating thereto:

1 Old Custodian	2 New Custodian	3 Date of Change	4 Reason
N/A .....	.....	.....	.....

- 17.5 Investment management – Identify all investment advisors, investment managers, broker/dealers, including individuals that have the authority to make investment decisions on behalf of the reporting entity. For assets that are managed internally by employees of the reporting entity, note as such. ["...that have access to the investment accounts"; "...handle securities"]

1 Name of Firm or Individual	2 Affiliation
Western Asset Management Company, LLC .....	U.....
Antares Capital Advisers, LLC .....	U.....
Churchill Asset Management .....	U.....
Managed internally .....	I.....

- 17.5097 For those firms/individuals listed in the table for Question 17.5, do any firms/individuals unaffiliated with the reporting entity (i.e. designated with a "U") manage more than 10% of the reporting entity's invested assets? ..... Yes [ ] No [ X ]

- 17.5098 For firms/individuals unaffiliated with the reporting entity (i.e. designated with a "U") listed in the table for Question 17.5, does the total assets under management aggregate to more than 50% of the reporting entity's invested assets? ..... Yes [ ] No [ X ]

- 17.6 For those firms or individuals listed in the table for 17.5 with an affiliation code of "A" (affiliated) or "U" (unaffiliated), provide the information for the table below.

1 Central Registration Depository Number	2 Name of Firm or Individual	3 Legal Entity Identifier (LEI)	4 Registered With	5 Investment Management Agreement (IMA) Filed
110441 .....	Western Asset Management Company, LLC .....	549300C5A561UXU1CN46 .....	SEC .....	NO.....
281998 .....	Antares Capital Advisers, LLC .....	.....	SEC .....	NO.....
175092 .....	Churchill Asset Management .....	.....	SEC .....	.....

- 18.1 Have all the filing requirements of the Purposes and Procedures Manual of the NAIC Investment Analysis Office been followed? ..... Yes [ X ] No [ ]
- 18.2 If no, list exceptions:  
 N/A .....

19. By self-designating 5GI securities, the reporting entity is certifying the following elements for each self-designated 5GI security:  
 a. Documentation necessary to permit a full credit analysis of the security does not exist or an NAIC CRP credit rating for an FE or PL security is not available.  
 b. Issuer or obligor is current on all contracted interest and principal payments.  
 c. The insurer has an actual expectation of ultimate payment of all contracted interest and principal.  
 Has the reporting entity self-designated 5GI securities? ..... Yes [ ] No [ X ]

20. By self-designating PLGI securities, the reporting entity is certifying the following elements of each self-designated PLGI security:  
 a. The security was purchased prior to January 1, 2018.  
 b. The reporting entity is holding capital commensurate with the NAIC Designation reported for the security.  
 c. The NAIC Designation was derived from the credit rating assigned by an NAIC CRP in its legal capacity as a NRSRO which is shown on a current private letter rating held by the insurer and available for examination by state insurance regulators.  
 d. The reporting entity is not permitted to share this credit rating of the PL security with the SVO.  
 Has the reporting entity self-designated PLGI securities? ..... Yes [ ] No [ X ]

21. By assigning FE to a Schedule BA non-registered private fund, the reporting entity is certifying the following elements of each self-designated FE fund:  
 a. The shares were purchased prior to January 1, 2019.  
 b. The reporting entity is holding capital commensurate with the NAIC Designation reported for the security.  
 c. The security had a public credit rating(s) with annual surveillance assigned by an NAIC CRP in its legal capacity as an NRSRO prior to January 1, 2019.  
 d. The fund only or predominantly holds bonds in its portfolio.  
 e. The current reported NAIC Designation was derived from the public credit rating(s) with annual surveillance assigned by an NAIC CRP in its legal capacity as an NRSRO.  
 f. The public credit rating(s) with annual surveillance assigned by an NAIC CRP has not lapsed.  
 Has the reporting entity assigned FE to Schedule BA non-registered private funds that complied with the above criteria? ..... Yes [ ] No [ X ]

# GENERAL INTERROGATORIES

## PART 2 - LIFE AND ACCIDENT AND HEALTH COMPANIES/FRATERNAL BENEFIT SOCIETIES

**Life and Accident Health Companies/Fraternal Benefit Societies:**

1. Report the statement value of mortgage loans at the end of this reporting period for the following categories: 1  
Amount
- 1.1 Long-Term Mortgages In Good Standing
- 1.11 Farm Mortgages .....\$.....
- 1.12 Residential Mortgages .....\$.....
- 1.13 Commercial Mortgages .....\$..... 4,620,256,314
- 1.14 Total Mortgages in Good Standing .....\$..... 4,620,256,314
- 1.2 Long-Term Mortgages In Good Standing with Restructured Terms
- 1.21 Total Mortgages in Good Standing with Restructured Terms.....\$.....
- 1.3 Long-Term Mortgage Loans Upon which Interest is Overdue more than Three Months
- 1.31 Farm Mortgages .....\$.....
- 1.32 Residential Mortgages .....\$.....
- 1.33 Commercial Mortgages .....\$.....
- 1.34 Total Mortgages with Interest Overdue more than Three Months .....\$..... 0
- 1.4 Long-Term Mortgage Loans in Process of Foreclosure
- 1.41 Farm Mortgages .....\$.....
- 1.42 Residential Mortgages .....\$.....
- 1.43 Commercial Mortgages .....\$.....
- 1.44 Total Mortgages in Process of Foreclosure .....\$..... 0
- 1.5 Total Mortgage Loans (Lines 1.14 + 1.21 + 1.34 + 1.44) (Page 2, Column 3, Lines 3.1 + 3.2) .....\$..... 4,620,256,314
- 1.6 Long-Term Mortgages Foreclosed, Properties Transferred to Real Estate in Current Quarter
- 1.61 Farm Mortgages .....\$.....
- 1.62 Residential Mortgages .....\$.....
- 1.63 Commercial Mortgages .....\$.....
- 1.64 Total Mortgages Foreclosed and Transferred to Real Estate .....\$..... 0
2. Operating Percentages:
- 2.1 A&H loss percent ..... 127.700 %
- 2.2 A&H cost containment percent ..... 0.200 %
- 2.3 A&H expense percent excluding cost containment expenses ..... 33.500 %
- 3.1 Do you act as a custodian for health savings accounts? ..... Yes [ ] No [ X ]
- 3.2 If yes, please provide the amount of custodial funds held as of the reporting date .....\$.....
- 3.3 Do you act as an administrator for health savings accounts? ..... Yes [ ] No [ X ]
- 3.4 If yes, please provide the balance of the funds administered as of the reporting date .....\$.....
4. Is the reporting entity licensed or chartered, registered, qualified, eligible or writing business in at least two states? ..... Yes [ X ] No [ ]
- 4.1 If no, does the reporting entity assume reinsurance business that covers risks residing in at least one state other than the state of domicile of the reporting entity? ..... Yes [ ] No [ ]

**Fraternal Benefit Societies Only:**

- 5.1 In all cases where the reporting entity has assumed accident and health risks from another company, provisions should be made in this statement on account of such reinsurances for reserve equal to that which the original company would have been required to establish had it retained the risks. Has this been done? ..... Yes [ ] No [ ] N/A [ ]
- 5.2 If no, explain:  
.....
- 6.1 Does the reporting entity have outstanding assessments in the form of liens against policy benefits that have increased surplus? ..... Yes [ ] No [ ]
- 6.2 If yes, what is the date(s) of the original lien and the total outstanding balance of liens that remain in surplus?

Date	Outstanding Lien Amount
.....	.....

STATEMENT AS OF SEPTEMBER 30, 2023 OF GENWORTH LIFE INSURANCE COMPANY

**SCHEDULE S - CEDED REINSURANCE**

Showing All New Reinsurance Treaties - Current Year to Date

1	2	3	4	5	6	7	8	9	10
NAIC Company Code	ID Number	Effective Date	Name of Reinsurer	Domiciliary Jurisdiction	Type of Reinsurance Ceded	Type of Business Ceded	Type of Reinsurer	Certified Reinsurer Rating (1 through 6)	Effective Date of Certified Reinsurer Rating
..00000	..AA-3194128	..04/01/2023	Allied World Assurance Company Limited	BMU	..CAT/G; CAT/I	..OL	Certified	..3	..01/01/2023
..00000	..AA-1127200	..04/01/2023	Lloyd's Underwriter Syndicate No. 1200 WSM	GBR	..CAT/G; CAT/I	..OL	AUTHORIZED/RECIPROCAL		
..00000	..AA-1126510	..04/01/2023	Lloyd's Underwriter Syndicate No. 0510 KLN	GBR	..CAT/G; CAT/I	..OL	AUTHORIZED/RECIPROCAL		
..00000	..AA-1120096	..04/01/2023	Lloyd's Underwriter Syndicate No. 1880 TMK	GBR	..CAT/G; CAT/I	..OL	AUTHORIZED/RECIPROCAL		
..00000	..AA-1128623	..04/01/2023	Lloyd's Underwriter Syndicate No. 2623 AFB	GBR	..CAT/G; CAT/I	..OL	AUTHORIZED/RECIPROCAL		
..00000	..AA-1128001	..04/01/2023	Lloyd's Underwriter Syndicate No. 0623 AFB	GBR	..CAT/G; CAT/I	..OL	AUTHORIZED/RECIPROCAL		
..00000	..AA-1126004	..04/01/2023	Lloyd's Underwriter Syndicate No. 4444 CNP	GBR	..CAT/G; CAT/I	..OL	AUTHORIZED/RECIPROCAL		
..00000	..AA-1126006	..04/01/2023	Lloyd's Underwriter Syndicate No. 4472 LIB	GBR	..CAT/G; CAT/I	..OL	AUTHORIZED/RECIPROCAL		
..21113	..13-5459190	..04/01/2023	United States Fire Insurance Company	DE	..CAT/G; CAT/I	..OL	Authorized		
..16535	..36-4233459	..04/01/2023	Zurich American Insurance Company	NY	..CAT/G; CAT/I	..OL	Authorized		
..00000	..AA-1128987	..04/01/2023	Lloyd's Underwriter Syndicate No. 2987 BRT	GBR	..CAT/G; CAT/I	..OL	AUTHORIZED/RECIPROCAL		
..00000	..AA-1120198	..04/01/2023	Lloyd's Underwriter Syndicate No. 1618 KII	GBR	..CAT/G; CAT/I	..OL	AUTHORIZED/RECIPROCAL		
..00000	..AA-1120179	..04/01/2023	Lloyd's Underwriter Syndicate No. 2988 BRT	GBR	..CAT/G; CAT/I	..OL	AUTHORIZED/RECIPROCAL		
..00000	..AA-1120064	..04/01/2023	Lloyd's Underwriter Syndicate No. 1919 CVS	GBR	..CAT/G; CAT/I	..OL	AUTHORIZED/RECIPROCAL		

**STATEMENT AS OF SEPTEMBER 30, 2023 OF GENWORTH LIFE INSURANCE COMPANY**  
**SCHEDULE T - PREMIUMS AND ANNUITY CONSIDERATIONS**

Current Year To Date - Allocated by States and Territories

	1	Life Contracts		Direct Business Only			7
		2	3	4	5	6	
States, Etc.	Active Status (a)	Life Insurance Premiums	Annuity Considerations	Accident and Health Insurance Premiums, Including Policy, Membership and Other Fees	Other Considerations	Total Columns 2 Through 5	Deposit-Type Contracts
1. Alabama	AL	2,294,537		21,687,883	0	23,982,420	0
2. Alaska	AK	216,541		2,828,597	0	3,045,138	0
3. Arizona	AZ	3,028,191		33,012,907	0	36,041,098	0
4. Arkansas	AR	1,294,537		10,624,805	0	11,919,342	0
5. California	CA	19,602,293	233,009	199,546,075	0	219,381,377	0
6. Colorado	CO	3,097,162	14,186	39,317,565	0	42,428,913	0
7. Connecticut	CT	3,556,920	9,222	39,761,986	0	43,328,128	0
8. Delaware	DE	1,153,610	27,900	8,845,606	0	10,027,116	0
9. District of Columbia	DC	321,232		4,817,717	0	5,138,949	0
10. Florida	FL	13,979,940	142,861	114,125,483	0	128,248,284	0
11. Georgia	GA	6,431,230	44,504	51,109,485	0	57,585,219	0
12. Hawaii	HI	1,208,372	7,000	10,688,581	0	11,903,953	0
13. Idaho	ID	847,608		6,126,877	0	6,974,485	0
14. Illinois	IL	8,123,048	91,533	65,871,667	0	74,086,248	0
15. Indiana	IN	2,629,698		28,422,584	0	31,052,282	0
16. Iowa	IA	1,411,311		26,065,866	0	27,477,177	0
17. Kansas	KS	1,320,004	2,700	18,087,348	0	19,410,052	0
18. Kentucky	KY	1,730,273	450	23,538,328	0	25,269,051	0
19. Louisiana	LA	1,702,624	7,900	13,228,127	0	14,938,651	0
20. Maine	ME	571,059	185	9,736,886	0	10,308,130	0
21. Maryland	MD	3,543,795	3,150	48,231,206	0	51,778,151	0
22. Massachusetts	MA	3,806,657	18,840	50,652,505	0	54,478,002	0
23. Michigan	MI	5,884,925	(104,790)	34,071,931	0	39,852,066	0
24. Minnesota	MN	6,294,791	17,092	54,126,760	0	60,438,643	0
25. Mississippi	MS	1,564,257	2,700	7,092,198	0	8,659,155	0
26. Missouri	MO	3,088,013	900	33,939,233	0	37,028,146	0
27. Montana	MT	471,732		4,272,003	0	4,743,735	0
28. Nebraska	NE	1,222,352		22,984,459	0	24,206,811	0
29. Nevada	NV	1,298,623	900	9,680,073	0	10,979,596	0
30. New Hampshire	NH	846,735		9,861,416	0	10,708,151	0
31. New Jersey	NJ	5,228,156	105,148	64,006,828	0	69,340,132	0
32. New Mexico	NM	595,449		9,056,772	0	9,652,221	0
33. New York	NY	1,049,764	16,600	5,869,855	0	6,936,219	0
34. North Carolina	NC	8,883,498	44,936	65,275,000	0	74,203,434	0
35. North Dakota	ND	571,083		4,997,002	0	5,568,085	0
36. Ohio	OH	5,527,959		60,772,159	0	66,300,118	0
37. Oklahoma	OK	1,460,014		12,528,148	0	13,988,162	0
38. Oregon	OR	1,324,272	1,800	18,399,630	0	19,725,702	0
39. Pennsylvania	PA	8,561,580	31,520	86,881,871	0	95,474,971	5,000,000
40. Rhode Island	RI	740,856	30,761	6,539,154	0	7,310,771	0
41. South Carolina	SC	3,452,637	5,850	34,044,022	0	37,502,509	0
42. South Dakota	SD	897,524	900	10,117,679	0	11,016,103	0
43. Tennessee	TN	4,342,314	2,000	37,720,864	0	42,065,178	0
44. Texas	TX	11,285,751	161,540	97,899,106	0	109,346,397	0
45. Utah	UT	1,484,198		6,219,113	0	7,703,311	0
46. Vermont	VT	407,067		5,037,619	0	5,444,686	0
47. Virginia	VA	6,782,397	22,661	86,471,007	0	93,276,065	0
48. Washington	WA	3,036,689	14,347	48,871,727	0	51,922,763	0
49. West Virginia	WV	588,177		4,415,800	0	5,003,977	0
50. Wisconsin	WI	3,389,294	63,870	30,932,900	0	34,386,064	0
51. Wyoming	WY	382,351		3,636,456	0	4,018,807	0
52. American Samoa	AS	4,166			0	4,166	0
53. Guam	GU	747			0	747	0
54. Puerto Rico	PR	10,717		1,276	0	11,993	0
55. U.S. Virgin Islands	VI	4,627		6,307	0	10,934	0
56. Northern Mariana Islands	MP				0	0	0
57. Canada	CAN	1,423			0	1,423	0
58. Aggregate Other Aliens	OT	0	0	0	0	0	0
59. Subtotal	XXX	172,554,780	1,022,175	1,702,056,452	0	1,875,633,407	5,000,000
90. Reporting entity contributions for employee benefits plans	XXX					0	
91. Dividends or refunds applied to purchase paid-up additions and annuities	XXX					0	
92. Dividends or refunds applied to shorten endowment or premium paying period	XXX					0	
93. Premium or annuity considerations waived under disability or other contract provisions	XXX	129,298	0	134,765,914	0	134,895,212	0
94. Aggregate or other amounts not allocable by State	XXX	0	0	0	0	0	0
95. Totals (Direct Business)	XXX	172,684,078	1,022,175	1,836,822,366	0	2,010,528,619	5,000,000
96. Plus Reinsurance Assumed	XXX	47,686,681	0	172,871,421	0	220,558,102	0
97. Totals (All Business)	XXX	220,370,759	1,022,175	2,009,693,787	0	2,231,086,721	5,000,000
98. Less Reinsurance Ceded	XXX	194,612,551	495,441	313,952,860	0	509,060,852	0
99. Totals (All Business) less Reinsurance Ceded	XXX	25,758,208	526,734	1,695,740,927	0	1,722,025,869	5,000,000
<b>DETAILS OF WRITE-INS</b>							
58001.	XXX						
58002.	XXX						
58003.	XXX						
58998. Summary of remaining write-ins for Line 58 from overflow page	XXX	0	0	0	0	0	0
58999. Totals (Lines 58001 through 58003 plus 58998)(Line 58 above)	XXX	0	0	0	0	0	0
9401.	XXX						
9402.	XXX						
9403.	XXX						
9498. Summary of remaining write-ins for Line 94 from overflow page	XXX	0	0	0	0	0	0
9499. Totals (Lines 9401 through 9403 plus 9498)(Line 94 above)	XXX	0	0	0	0	0	0

(a) Active Status Counts:

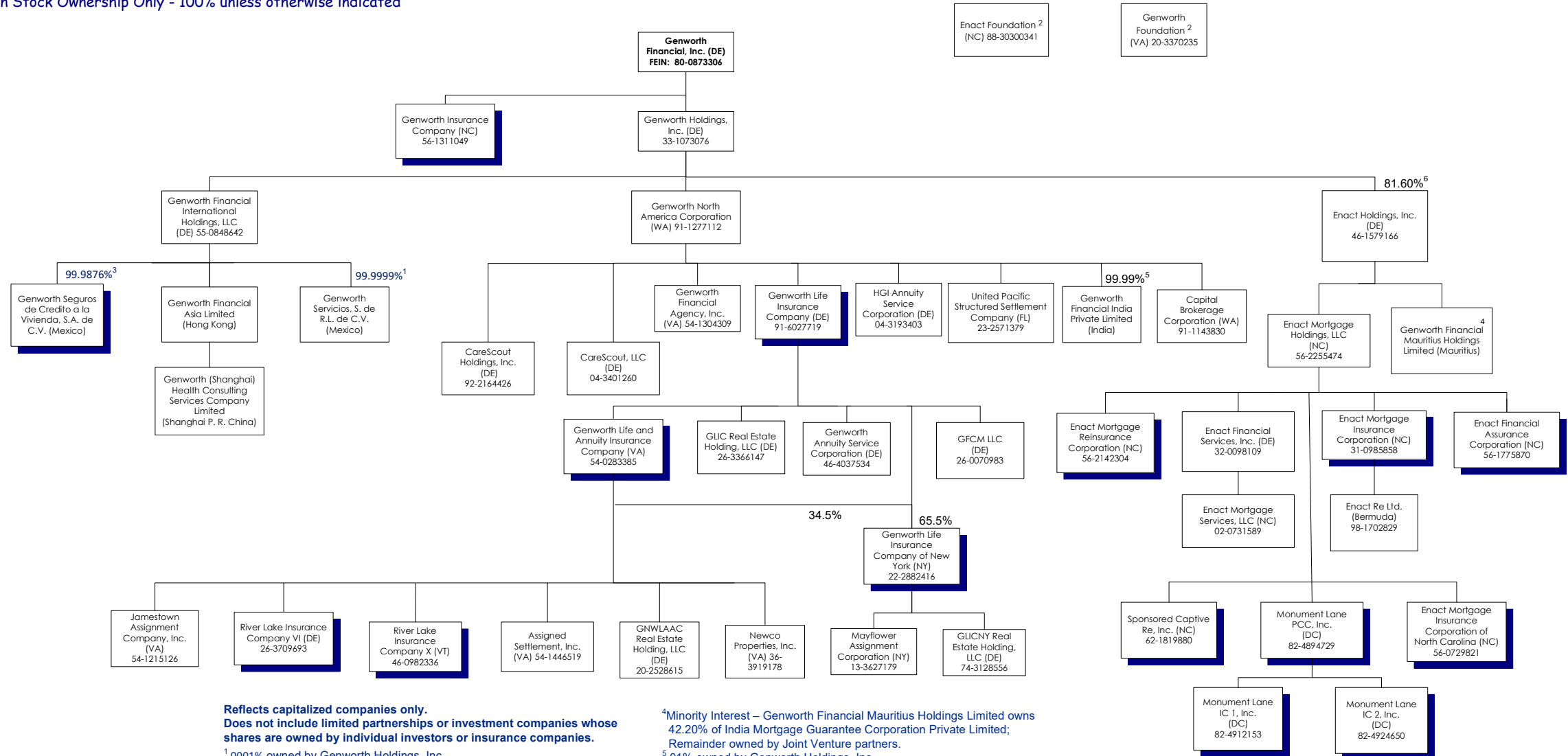
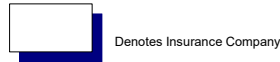
- |  |  |
|--|--|
| 1. L - Licensed or Chartered - Licensed insurance carrier or domiciled RRG..... 52                   | 4. Q - Qualified - Qualified or accredited reinsurer..... 0                  |
| 2. R - Registered - Non-domiciled RRGs..... 0  | 5. N - None of the above - Not allowed to write business in the state..... 5 |
| 3. E - Eligible - Reporting entities eligible or approved to write surplus lines in the state..... 0 |  |



STATEMENT AS OF SEPTEMBER 30, 2023 OF GENWORTH LIFE INSURANCE COMPANY

**SCHEDULE Y – INFORMATION CONCERNING ACTIVITIES OF INSURER MEMBERS OF A HOLDING COMPANY GROUP**  
PART 1 – ORGANIZATIONAL CHART

Genworth Financial, Inc.  
Global Organizational Chart  
As of September 30, 2023  
Common Stock Ownership Only - 100% unless otherwise indicated



Reflects capitalized companies only.  
Does not include limited partnerships or investment companies whose shares are owned by individual investors or insurance companies.

<sup>1</sup>.0001% owned by Genworth Holdings, Inc.

<sup>2</sup>No shareholders.

<sup>3</sup>0.0124% owned by Genworth Holdings, Inc.

<sup>4</sup>Minority Interest – Genworth Financial Mauritius Holdings Limited owns 42.20% of India Mortgage Guarantee Corporation Private Limited; Remainder owned by Joint Venture partners.

<sup>5</sup>.01% owned by Genworth Holdings, Inc.

<sup>6</sup>~9% investment vehicles managed by Bayview Asset Management, LLC; Remainder publicly owned.

STATEMENT AS OF SEPTEMBER 30, 2023 OF GENWORTH LIFE INSURANCE COMPANY

**SCHEDULE Y**

**PART 1A - DETAIL OF INSURANCE HOLDING COMPANY SYSTEM**

1	2	3	4	5	6	7	8	9	10	11	12	13	14	15	16
Group Code	Group Name	NAIC Company Code	ID Number	Federal RSSD	CIK	Name of Securities Exchange if Publicly Traded (U.S. or International)	Names of Parent, Subsidiaries Or Affiliates	Domi-ciliary Location	Relation-ship to Reporting Entity	Directly Controlled by (Name of Entity/Person)	Type of Control (Ownership, Board, Management, Attorney-in-Fact, Influence, Other)	If Control is Ownership Provide Percentage	Ultimate Controlling Entity(ies)/Person(s)	Is an SCA Filing Re-quired? (Yes/No)	*
		00000	54-1446519				Assigned Settlement, Inc.	VA	NIA	Genworth Life and Annuity Insurance Company	Ownership	100.000	Genworth Financial, Inc.	YES	
		00000	91-1143830				Capital Brokerage Corporation	WA	NIA	Genworth North America Corporation	Ownership	100.000	Genworth Financial, Inc.	NO	
		00000	04-3401260				CareScout, LLC	DE	NIA	Genworth North America Corporation	Ownership	100.000	Genworth Financial, Inc.	NO	
							CareScout Holdings, Inc.	DE	NIA	Genworth North America Corporation	Ownership	100.000	Genworth Financial, Inc.	NO	
.4011	Genworth Financial, Inc.	37095	56-1775870				Enact Financial Assurance Corporation	NC	IA	Enact Mortgage Holdings, LLC	Ownership	100.000	Genworth Financial, Inc.	NO	
		00000	32-0098109				Enact Financial Services, Inc.	DE	NIA	Enact Mortgage Holdings, LLC	Ownership	100.000	Genworth Financial, Inc.	NO	
		00000	46-1579166		0001823529	NASDAQ	Enact Holdings, Inc.	DE	NIA	Genworth Holdings, Inc.1	Ownership	81.600	Genworth Financial, Inc.	NO	1
		00000	46-1579166		0001823529	NASDAQ	Enact Holdings, Inc.	DE	NIA	Publicly Owned	Ownership	18.400	Genworth Financial, Inc.	NO	
		00000	56-2255474				Enact Mortgage Holdings, LLC	NC	NIA	Enact Holdings, Inc.	Ownership	100.000	Genworth Financial, Inc.	NO	
.4011	Genworth Financial, Inc.	38458	31-0985858				Enact Mortgage Insurance Corporation	NC	IA	Enact Mortgage Holdings, LLC	Ownership	100.000	Genworth Financial, Inc.	NO	
							Enact Mortgage Insurance Corporation of North Carolina	NC	IA	Enact Mortgage Holdings, LLC	Ownership	100.000	Genworth Financial, Inc.	NO	
.4011	Genworth Financial, Inc.	16675	56-0729821				Enact Mortgage Reinsurance Corporation	NC	IA	Enact Mortgage Holdings, LLC	Ownership	100.000	Genworth Financial, Inc.	NO	
.4011	Genworth Financial, Inc.	11049	56-2142304				Enact Mortgage Services, LLC	NC	NIA	Genworth Financial Services, Inc.	Ownership	100.000	Genworth Financial, Inc.	NO	
		00000	02-0731589				Enact Re Ltd.	BMJ	NIA	Enact Mortgage Insurance Corporation	Ownership	100.000	Genworth Financial, Inc.	NO	
		00000	98-1702829				Genworth Annuity Service Corporation	DE	DS	Genworth Life Insurance Company	Ownership	100.000	Genworth Financial, Inc.	YES	
		00000	46-4037534				Genworth Financial Agency, Inc.	VA	NIA	Genworth North America Corporation	Ownership	100.000	Genworth Financial, Inc.	NO	
		00000	54-1304309				Genworth Financial Asia Limited	HKG	NIA	Genworth Financial International Holdings, LLC	Ownership	100.000	Genworth Financial, Inc.	NO	
		00000	80-0873306		0001276520	NYSE	Genworth Financial, Inc.	DE	UIP	Remainder publicly owned	Ownership	100.000	Genworth Financial, Inc.	NO	
		00000					Genworth Financial India Private Limited	IND	NIA	Genworth North America Corporation	Ownership	99.990	Genworth Financial, Inc.	NO	
		00000					Genworth Financial India Private Limited	IND	NIA	Genworth Holdings, Inc.	Ownership	0.010	Genworth Financial, Inc.	NO	
		00000	55-0848642				Genworth Financial International Holdings, LLC	DE	NIA	Genworth Holdings, Inc.	Ownership	100.000	Genworth Financial, Inc.	NO	
		00000					Genworth Financial Mauritius Holdings Limited	MUS	NIA	Enact Holdings, Inc.	Ownership	100.000	Genworth Financial, Inc.	NO	
		00000	33-1073076				Genworth Holdings, Inc.	DE	UIP	Genworth Financial, Inc.	Ownership	100.000	Genworth Financial, Inc.	NO	
.4011	Genworth Financial, Inc.	94072	56-1311049				Genworth Insurance Company	NC	IA	Genworth Financial, Inc.	Ownership	100.000	Genworth Financial, Inc.	NO	
.4011	Genworth Financial, Inc.	65536	54-0283385				Genworth Life and Annuity Insurance Company	VA	DS	Genworth Life Insurance Company	Ownership	100.000	Genworth Financial, Inc.	NO	
.4011	Genworth Financial, Inc.	70025	91-6027719				Genworth Life Insurance Company	DE	RE	Genworth North America Corporation	Ownership	100.000	Genworth Financial, Inc.	NO	
.4011	Genworth Financial, Inc.	72990	22-2882416				Genworth Life Insurance Company of New York	NY	DS	Genworth Life Insurance Company	Ownership	65.500	Genworth Financial, Inc.	NO	
.4011	Genworth Financial, Inc.	72990	22-2882416				Genworth Life Insurance Company of New York	NY	DS	Genworth Life and Annuity Insurance Company	Ownership	34.500	Genworth Financial, Inc.	NO	
		00000	91-1277112				Genworth North America Corporation	WA	UDP	Genworth Holdings, Inc.	Ownership	100.000	Genworth Financial, Inc.	NO	
		00000					Genworth Seguros de Credito a la Vivienda, S.A. de C.V.	MEX	IA	Genworth Financial International Holdings, LLC	Ownership	99.988	Genworth Financial, Inc.	NO	
		00000					Genworth Seguros de Credito a la Vivienda, S.A. de C.V.	MEX	IA	Genworth Holdings, Inc.	Ownership	0.012	Genworth Financial, Inc.	YES	
		00000					Genworth Servicios, S. de R.L. de C.V.	MEX	NIA	Genworth Financial International Holdings, LLC	Ownership	100.000	Genworth Financial, Inc.	NO	
		00000					Genworth Servicios, S. de R.L. de C.V.	MEX	NIA	Genworth Holdings, Inc.	Ownership	0.000	Genworth Financial, Inc.	YES	
		00000					Genworth (Shanghai) Health Consulting Services Company Limited	CHN	NIA	Genworth Financial Asia Limited	Ownership	100.000	Genworth Financial, Inc.	NO	
		00000	26-0070983				GFCM LLC	DE	DS	Genworth Life Insurance Company	Ownership	100.000	Genworth Financial, Inc.	NO	
		00000	26-3366147				GLIC Real Estate Holding, LLC	DE	DS	Genworth Life Insurance Company	Ownership	100.000	Genworth Financial, Inc.	NO	
		00000	74-3128556				GLICNY Real Estate Holding, LLC	DE	NIA	Genworth Life Insurance Company of New York	Ownership	100.000	Genworth Financial, Inc.	NO	
		00000	20-2528615				GNILAAC Real Estate Holding, LLC	DE	NIA	Genworth Life and Annuity Insurance Company	Ownership	100.000	Genworth Financial, Inc.	NO	

STATEMENT AS OF SEPTEMBER 30, 2023 OF GENWORTH LIFE INSURANCE COMPANY

**SCHEDULE Y**  
**PART 1A - DETAIL OF INSURANCE HOLDING COMPANY SYSTEM**

1	2	3	4	5	6	7	8	9	10	11	12	13	14	15	16
Group Code	Group Name	NAIC Company Code	ID Number	Federal RSSD	CIK	Name of Securities Exchange if Publicly Traded (U.S. or International)	Names of Parent, Subsidiaries Or Affiliates	Domiciliary Location	Relationship to Reporting Entity	Directly Controlled by (Name of Entity/Person)	Type of Control (Ownership, Board, Management, Attorney-in-Fact, Influence, Other)	If Control is Ownership Provide Percentage	Ultimate Controlling Entity(ies)/Person(s)	Is an SCA Filing Required? (Yes/No)	*
		00000	04-3193403				HGI Annuity Service Corporation	DE	NIA	Genworth North America Corporation	Ownership	100.000	Genworth Financial, Inc.	NO	
		97144	54-1215126				Jamestown Assignment Company, Inc.	VA	NIA	Genworth Life and Annuity Insurance Company	Ownership	100.000	Genworth Financial, Inc.	NO	
		00000	13-3627179				Mayflower Assignment Corporation	NY	NIA	Genworth Life Insurance Company of New York	Ownership	100.000	Genworth Financial, Inc.	YES	
.4011	Genworth Financial, Inc.	00000	82-4894729				Monument Lane PCC, Inc.	DC	IA	Enact Mortgage Holdings, LLC	Ownership	100.000	Genworth Financial, Inc.	NO	
.4011	Genworth Financial, Inc.	00000	82-4912153				Monument Lane IC 1, Inc.	DC	IA	Monument Lane PCC, Inc.	Ownership	100.000	Genworth Financial, Inc.	NO	
.4011	Genworth Financial, Inc.	00000	82-4924650				Monument Lane IC 2, Inc.	DC	IA	Monument Lane PCC, Inc.	Ownership	100.000	Genworth Financial, Inc.	NO	
		00000	36-3919178				Newco Properties, Inc.	VA	NIA	Genworth Life and Annuity Insurance Company	Ownership	100.000	Genworth Financial, Inc.	YES	
.4011	Genworth Financial, Inc.	13569	26-3709693				River Lake Insurance Company VI	DE	IA	Genworth Life and Annuity Insurance Company	Ownership	100.000	Genworth Financial, Inc.	NO	
.4011	Genworth Financial, Inc.	15139	46-0982336				River Lake Insurance Company X	VT	IA	Genworth Life and Annuity Insurance Company	Ownership	100.000	Genworth Financial, Inc.	NO	
.4011	Genworth Financial, Inc.	11365	62-1819880				Sponsored Captive Re, Inc.	NC	IA	Enact Mortgage Holdings, LLC	Ownership	100.000	Genworth Financial, Inc.	NO	
		00000	23-2571379				United Pacific Structured Settlement Company	FL	NIA	Genworth North America Corporation	Ownership	100.000	Genworth Financial, Inc.	NO	

Asterisk	Explanation
	1-9% investment vehicles managed by Bayview Asset Management, LLC; Remainder publicly owned

# SUPPLEMENTAL EXHIBITS AND SCHEDULES INTERROGATORIES

The following supplemental reports are required to be filed as part of your statement filing. However, in the event that your company does not transact the type of business for which the special report must be filed, your response of NO to the specific interrogatory will be accepted in lieu of filing a "NONE" report and a bar code will be printed below. If the supplement is required of your company but is not being filed for whatever reason enter SEE EXPLANATION and provide an explanation following the interrogatory questions.

	Response
1. Will the Trusteed Surplus Statement be filed with the state of domicile and the NAIC with this statement? .....	NO
2. Will the Medicare Part D Coverage Supplement be filed with the state of domicile and the NAIC with this statement? .....	NO
3. Will the Reasonableness of Assumptions Certification required by Actuarial Guideline XXXV be filed with the state of domicile and electronically with the NAIC? .....	NO
4. Will the Reasonableness and Consistency of Assumptions Certification required by Actuarial Guideline XXXV be filed with the state of domicile and electronically with the NAIC? .....	YES
5. Will the Reasonableness of Assumptions Certification for Implied Guaranteed Rate Method required by Actuarial Guideline XXXVI be filed with the state of domicile and electronically with the NAIC? .....	NO
6. Will the Reasonableness and Consistency of Assumptions Certification required by Actuarial Guideline XXXVI (Updated Average Market Value) be filed with the state of domicile and electronically with the NAIC? .....	NO
7. Will the Reasonableness and Consistency of Assumptions Certification required by Actuarial Guideline XXXVI (Updated Market Value) be filed with the state of domicile and electronically with the NAIC? .....	NO
8. Will the Life PBR Statement of Exemption be filed with the state of domicile by July 1st and electronically with the NAIC with the second quarterly filing per the Valuation Manual (by August 15)? (2nd Quarter Only) The response for 1st and 3rd quarters should be N/A. A NO response resulting with a bar code is only appropriate in the 2nd quarter. In the case of an ongoing statement of exemption, enter "SEE EXPLANATION" and provide as an explanation that the company is utilizing an ongoing statement of exemption. ....	N/A

**AUGUST FILING**


9. Will the regulator-only (non-public) Communication of Internal Control Related Matters Noted in Audit be filed with the state of domicile and electronically with the NAIC (as a regulator-only non-public document) by August 1? The response for 1st and 3rd quarters should be N/A. A NO response resulting with a bar code is only appropriate in the 2nd quarter. ....	N/A
--	-----

Explanation:

1. The company does not transact this type of business.
2. The company does not transact this type of business.
3. The company does not transact this type of business.
5. The company does not transact this type of business.
6. The company does not transact this type of business.
7. The company does not transact this type of business.

Bar Code:

1. Trusteed Surplus Statement [Document Identifier 490]
2. Medicare Part D Coverage Supplement [Document Identifier 365]
3. Reasonableness of Assumptions Certification required by Actuarial Guideline XXXV [Document Identifier 445]
5. Reasonableness of Assumptions Certification for Implied Guaranteed Rate Method required by Actuarial Guideline XXXVI [Document Identifier 447]
6. Reasonableness and Consistency of Assumptions Certification required by Actuarial Guideline XXXVI [Document Identifier 448]
7. Reasonableness and Consistency of Assumptions Certification required by Actuarial Guideline XXXVI (Updated Market Value) [Document Identifier 449]



**OVERFLOW PAGE FOR WRITE-INS**

Additional Write-ins for Assets Line 25

	Current Statement Date			4 December 31 Prior Year Net Admitted Assets
	1 Assets	2 Nonadmitted Assets	3 Net Admitted Assets (Cols. 1 - 2)	
2504. Miscellaneous receivables .....	12,464,968	382,223	12,082,745	9,848,807
2505. State tax receivable .....	1,674,517		1,674,517	1,611,215
2597. Summary of remaining write-ins for Line 25 from overflow page	14,139,485	382,223	13,757,262	11,460,022

STATEMENT AS OF SEPTEMBER 30, 2023 OF GENWORTH LIFE INSURANCE COMPANY

**SCHEDULE A - VERIFICATION**

Real Estate

	1 Year to Date	2 Prior Year Ended December 31
1. Book/adjusted carrying value, December 31 of prior year .....		
2. Cost of acquired:		
2.1 Actual cost at time of acquisition .....		
2.2 Additional investment made after acquisition .....		
3. Current year change in encumbrances .....		
4. Total gain (loss) on disposals .....		
5. Deduct amounts received on disposals .....		
6. Total foreign exchange change in book/adjusted carrying value .....		
7. Deduct current year's other than temporary impairment recognized .....		
8. Deduct current year's depreciation .....		
9. Book/adjusted carrying value at the end of current period (Lines 1+2+3+4-5+6-7-8) .....		
10. Deduct total nonadmitted amounts .....		
11. Statement value at end of current period (Line 9 minus Line 10)		

**NONE**

**SCHEDULE B - VERIFICATION**

Mortgage Loans

	1 Year to Date	2 Prior Year Ended December 31
1. Book value/recorded investment excluding accrued interest, December 31 of prior year .....	4,730,966,709	4,497,570,204
2. Cost of acquired:		
2.1 Actual cost at time of acquisition .....	167,513,037	700,681,102
2.2 Additional investment made after acquisition .....		375,000
3. Capitalized deferred interest and other .....		0
4. Accrual of discount .....		0
5. Unrealized valuation increase (decrease) .....		0
6. Total gain (loss) on disposals .....		0
7. Deduct amounts received on disposals .....	278,223,432	467,659,597
8. Deduct amortization of premium and mortgage interest points and commitment fees .....		0
9. Total foreign exchange change in book value/recorded investment excluding accrued interest .....		0
10. Deduct current year's other than temporary impairment recognized .....		0
11. Book value/recorded investment excluding accrued interest at end of current period (Lines 1+2+3+4+5+6-7-8+9-10) .....	4,620,256,314	4,730,966,709
12. Total valuation allowance .....		
13. Subtotal (Line 11 plus Line 12) .....	4,620,256,314	4,730,966,709
14. Deduct total nonadmitted amounts .....		0
15. Statement value at end of current period (Line 13 minus Line 14)	4,620,256,314	4,730,966,709

**SCHEDULE BA - VERIFICATION**

Other Long-Term Invested Assets

	1 Year to Date	2 Prior Year Ended December 31
1. Book/adjusted carrying value, December 31 of prior year .....	2,688,198,251	2,295,845,359
2. Cost of acquired:		
2.1 Actual cost at time of acquisition .....	58,179,440	66,228,540
2.2 Additional investment made after acquisition .....	285,252,426	421,788,664
3. Capitalized deferred interest and other .....		0
4. Accrual of discount .....	46,955	319,245
5. Unrealized valuation increase (decrease) .....	105,306,922	71,090,870
6. Total gain (loss) on disposals .....	550,520	(231)
7. Deduct amounts received on disposals .....	65,279,201	165,680,314
8. Deduct amortization of premium and depreciation .....	902,319	1,200,186
9. Total foreign exchange change in book/adjusted carrying value .....		0
10. Deduct current year's other than temporary impairment recognized .....	8,055,500	193,696
11. Book/adjusted carrying value at end of current period (Lines 1+2+3+4+5+6-7-8+9-10) .....	3,063,297,494	2,688,198,251
12. Deduct total nonadmitted amounts .....		
13. Statement value at end of current period (Line 11 minus Line 12)	3,063,297,494	2,688,198,251

**SCHEDULE D - VERIFICATION**

Bonds and Stocks

	1 Year to Date	2 Prior Year Ended December 31
1. Book/adjusted carrying value of bonds and stocks, December 31 of prior year .....	30,643,942,325	31,818,900,889
2. Cost of bonds and stocks acquired .....	1,369,934,355	2,558,603,197
3. Accrual of discount .....	57,822,941	76,318,405
4. Unrealized valuation increase (decrease) .....	84,505,853	(52,215,235)
5. Total gain (loss) on disposals .....	(33,723,039)	(63,411,953)
6. Deduct consideration for bonds and stocks disposed of .....	1,919,284,080	3,660,870,724
7. Deduct amortization of premium .....	19,360,633	22,002,650
8. Total foreign exchange change in book/adjusted carrying value .....	118,268	(8,353,603)
9. Deduct current year's other than temporary impairment recognized .....	8,669,121	7,762,470
10. Total investment income recognized as a result of prepayment penalties and/or acceleration fees .....	1,989,818	4,736,469
11. Book/adjusted carrying value at end of current period (Lines 1+2+3+4+5-6-7+8-9+10) .....	30,177,276,687	30,643,942,325
12. Deduct total nonadmitted amounts .....	18,213	18,735
13. Statement value at end of current period (Line 11 minus Line 12)	30,177,258,474	30,643,923,590

STATEMENT AS OF SEPTEMBER 30, 2023 OF GENWORTH LIFE INSURANCE COMPANY

**SCHEDULE D - PART 1B**

Showing the Acquisitions, Dispositions and Non-Trading Activity  
During the Current Quarter for all Bonds and Preferred Stock by NAIC Designation

NAIC Designation	1 Book/Adjusted Carrying Value Beginning of Current Quarter	2 Acquisitions During Current Quarter	3 Dispositions During Current Quarter	4 Non-Trading Activity During Current Quarter	5 Book/Adjusted Carrying Value End of First Quarter	6 Book/Adjusted Carrying Value End of Second Quarter	7 Book/Adjusted Carrying Value End of Third Quarter	8 Book/Adjusted Carrying Value December 31 Prior Year
<b>BONDS</b>								
1. NAIC 1 (a) .....	12,712,552,055	164,156,156	256,359,509	86,179,822	12,741,477,762	12,712,552,055	12,706,528,524	12,890,646,063
2. NAIC 2 (a) .....	14,595,731,143	217,054,240	173,657,564	(72,381,682)	14,696,175,256	14,595,731,143	14,566,746,137	14,670,211,202
3. NAIC 3 (a) .....	1,404,647,545	32,037,255	52,578,940	(2,792,445)	1,572,468,837	1,404,647,545	1,381,313,415	1,630,555,151
4. NAIC 4 (a) .....	246,237,219	4,446,116	5,416,119	4,388,835	298,942,597	246,237,219	249,656,051	261,503,794
5. NAIC 5 (a) .....	27,460,606	354,805	2,707,872	(86,692)	17,877,020	27,460,606	25,020,847	17,458,876
6. NAIC 6 (a) .....	10,126,207	24,167	72,120	(533,614)	12,246,111	10,126,207	9,544,640	11,309,752
7. Total Bonds	28,996,754,775	418,072,739	490,792,124	14,774,224	29,339,187,583	28,996,754,775	28,938,809,614	29,481,684,838
<b>PREFERRED STOCK</b>								
8. NAIC 1 .....	0	0	0	0	0	0	0	0
9. NAIC 2 .....	32,166,100	0	5,000,000	5,100	32,115,300	32,166,100	27,171,200	36,038,100
10. NAIC 3 .....	4,400,000	0	0	50,000	4,100,000	4,400,000	4,450,000	3,875,000
11. NAIC 4 .....	0	0	0	0	0	0	0	0
12. NAIC 5 .....	0	0	0	0	1,244,000	0	0	0
13. NAIC 6 .....	2,800	0	0	(2,800)	0	2,800	0	0
14. Total Preferred Stock	36,568,900	0	5,000,000	52,300	37,459,300	36,568,900	31,621,200	39,913,100
15. Total Bonds and Preferred Stock	29,033,323,675	418,072,739	495,792,124	14,826,524	29,376,646,883	29,033,323,675	28,970,430,814	29,521,597,938

(a) Book/Adjusted Carrying Value column for the end of the current reporting period includes the following amount of short-term and cash equivalent bonds by NAIC designation:

NAIC 1 \$ .....0 ; NAIC 2 \$ .....5,000,000 ; NAIC 3 \$ .....0 NAIC 4 \$ .....0 ; NAIC 5 \$ .....0 ; NAIC 6 \$ .....0

S102

**SCHEDULE DA - PART 1**

Short-Term Investments

	1	2	3	4	5
	Book/Adjusted Carrying Value	Par Value	Actual Cost	Interest Collected Year-to-Date	Paid for Accrued Interest Year-to-Date
7709999999 Totals	5,000,000	xxx	5,000,000	66,806	54,113

**SCHEDULE DA - VERIFICATION**

Short-Term Investments

	1	2
	Year To Date	Prior Year Ended December 31
1. Book/adjusted carrying value, December 31 of prior year .....	0	
2. Cost of short-term investments acquired .....	5,000,000	
3. Accrual of discount .....	0	
4. Unrealized valuation increase (decrease) .....	0	
5. Total gain (loss) on disposals .....	0	
6. Deduct consideration received on disposals .....	0	
7. Deduct amortization of premium .....	0	
8. Total foreign exchange change in book/adjusted carrying value .....	0	
9. Deduct current year's other than temporary impairment recognized .....	0	
10. Book/adjusted carrying value at end of current period (Lines 1+2+3+4+5-6-7+8-9) .....	5,000,000	0
11. Deduct total nonadmitted amounts .....	0	
12. Statement value at end of current period (Line 10 minus Line 11)	5,000,000	0



**SCHEDULE DB - PART A - VERIFICATION**

Options, Caps, Floors, Collars, Swaps and Forwards

1. Book/Adjusted Carrying Value, December 31, prior year (Line 10, prior year) .....	6,950,940
2. Cost Paid/(Consideration Received) on additions .....	
3. Unrealized Valuation increase/(decrease) .....	
4. SSAP No. 108 adjustments .....	
5. Total gain (loss) on termination recognized .....	(3,402,000)
6. Considerations received/(paid) on terminations .....	(3,402,000)
7. Amortization .....	
8. Adjustment to the Book/Adjusted Carrying Value of hedged item .....	
9. Total foreign exchange change in Book/Adjusted Carrying Value .....	(644,600)
10. Book/Adjusted Carrying Value at End of Current Period (Lines 1+2+3+4+5-6+7+8+9) .....	6,306,340
11. Deduct nonadmitted assets .....	
12. Statement value at end of current period (Line 10 minus Line 11) .....	6,306,340

**SCHEDULE DB - PART B - VERIFICATION**

Futures Contracts

1. Book/Adjusted carrying value, December 31 of prior year (Line 6, prior year).....	
2. Cumulative cash change (Section 1, Broker Name/Net Cash Deposits Footnote - Cumulative Cash Change column) .....	
3.1 Add:	
Change in variation margin on open contracts - Highly Effective Hedges	
3.11 Section 1, Column 15, current year to date minus .....	
3.12 Section 1, Column 15, prior year .....	
Change in variation margin on open contracts - All Other	
3.13 Section 1, Column 18, current year to date minus .....	
3.14 Section 1, Column 18, prior year .....	
3.2 Add:	
Change in adjustment to basis of hedged item	
3.21 Section 1, Column 17, current year to date minus .....	
3.22 Section 1, Column 17, prior year .....	
Change in amount recognized	
3.23 Section 1, Column 19, current year to date minus .....	
3.24 Section 1, Column 19, prior year plus .....	
3.25 SSAP No. 108 adjustments .....	
3.3 Subtotal (Line 3.1 minus Line 3.2) .....	
4.1 Cumulative variation margin on terminated contracts during the year .....	
4.2 Less:	
4.21 Amount used to adjust basis of hedged item .....	
4.22 Amount recognized .....	
4.23 SSAP No. 108 adjustments .....	
4.3 Subtotal (Line 4.1 minus Line 4.2) .....	
5. Dispositions gains (losses) on contracts terminated in prior year:	
5.1 Total gain (loss) recognized for terminations in prior year .....	
5.2 Total gain (loss) adjusted into the hedged item(s) for terminations in prior year .....	
6. Book/Adjusted carrying value at end of current period (Lines 1+2+3.3-4.3-5.1-5.2) .....	
7. Deduct total nonadmitted amounts .....	
8. Statement value at end of current period (Line 6 minus Line 7) .....	

**NONE**

Schedule DB - Part C - Section 1 - Replication (Synthetic Asset) Transactions (RSATs) Open

**N O N E**

Schedule DB-Part C-Section 2-Reconciliation of Replication (Synthetic Asset) Transactions Open

**N O N E**

STATEMENT AS OF SEPTEMBER 30, 2023 OF GENWORTH LIFE INSURANCE COMPANY

**SCHEDULE DB - VERIFICATION**

Verification of Book/Adjusted Carrying Value, Fair Value and Potential Exposure of all Open Derivative Contracts

	Book/Adjusted Carrying Value Check
1. Part A, Section 1, Column 14.....	6,306,340
2. Part B, Section 1, Column 15 plus Part B, Section 1 Footnote - Total Ending Cash Balance.....	0
3. Total (Line 1 plus Line 2) .....	6,306,340
4. Part D, Section 1, Column 6 .....	6,566,140
5. Part D, Section 1, Column 7 .....	(259,800)
6. Total (Line 3 minus Line 4 minus Line 5) .....	0
	Fair Value Check
7. Part A, Section 1, Column 16 .....	(793,956,053)
8. Part B, Section 1, Column 13 .....	
9. Total (Line 7 plus Line 8) .....	(793,956,053)
10. Part D, Section 1, Column 9 .....	11,811,661
11. Part D, Section 1, Column 10 .....	(805,767,714)
12. Total (Line 9 minus Line 10 minus Line 11) .....	0
	Potential Exposure Check
13. Part A, Section 1, Column 21 .....	191,863,945
14. Part B, Section 1, Column 20 .....	
15. Part D, Section 1, Column 12 .....	191,863,945
16. Total (Line 13 plus Line 14 minus Line 15) .....	0

STATEMENT AS OF SEPTEMBER 30, 2023 OF GENWORTH LIFE INSURANCE COMPANY

**SCHEDULE E - PART 2 - VERIFICATION**

(Cash Equivalents)

	1	2
	Year To Date	Prior Year Ended December 31
1. Book/adjusted carrying value, December 31 of prior year .....	432,059,799	271,731,543
2. Cost of cash equivalents acquired .....	2,187,291,396	3,352,246,612
3. Accrual of discount .....	0	0
4. Unrealized valuation increase (decrease) .....	0	0
5. Total gain (loss) on disposals .....	0	0
6. Deduct consideration received on disposals .....	2,058,047,134	3,191,918,356
7. Deduct amortization of premium .....	0	0
8. Total foreign exchange change in book/adjusted carrying value .....	0	0
9. Deduct current year's other than temporary impairment recognized .....	0	0
10. Book/adjusted carrying value at end of current period (Lines 1+2+3+4+5-6-7+8-9) .....	561,304,061	432,059,799
11. Deduct total nonadmitted amounts .....	0	0
12. Statement value at end of current period (Line 10 minus Line 11)	561,304,061	432,059,799

Schedule A - Part 2 - Real Estate Acquired and Additions Made

**N O N E**

Schedule A - Part 3 - Real Estate Disposed

**N O N E**

STATEMENT AS OF SEPTEMBER 30, 2023 OF GENWORTH LIFE INSURANCE COMPANY

**SCHEDULE B - PART 2**

Showing All Mortgage Loans ACQUIRED AND ADDITIONS MADE During the Current Quarter

1 Loan Number	2 Location		3 State	4 Loan Type	5 Date Acquired	6 Rate of Interest	7 Actual Cost at Time of Acquisition	8 Additional Investment Made After Acquisition	9 Value of Land and Buildings
	City								
901002268	Owings Mills		MD		09/05/2023	6.050	8,500,000	0	13,500,000
901002269	White Marsh		MD		08/17/2023	6.000	21,500,000	0	32,000,000
901002273	Aurora		CO		09/14/2023	6.000	13,000,000	0	20,375,000
901002281	Bradenton		FL		09/29/2023	6.080	11,900,000	0	39,800,000
0599999. Mortgages in good standing - Commercial mortgages-all other							54,900,000	0	105,675,000
0899999. Total Mortgages in good standing							54,900,000	0	105,675,000
1699999. Total - Restructured Mortgages							0	0	0
2499999. Total - Mortgages with overdue interest over 90 days							0	0	0
3299999. Total - Mortgages in the process of foreclosure							0	0	0
3399999 - Totals							54,900,000	0	105,675,000

**SCHEDULE B - PART 3**

Showing All Mortgage Loans DISPOSED, Transferred or Repaid During the Current Quarter

1 Loan Number	2 Location		4 Loan Type	5 Date Acquired	6 Disposal Date	7 Book Value/Recorded Investment Excluding Accrued Interest Prior Year	8 Change in Book Value/Recorded Investment					14 Book Value/Recorded Investment Excluding Accrued Interest on Disposal	15 Consid-eration	16 Foreign Exchange Gain (Loss) on Disposal	17 Realized Gain (Loss) on Disposal	18 Total Gain (Loss) on Disposal
	City	State					8 Unrealized Valuation Increase (Decrease)	9 Current Year's (Amortization) /Accretion	10 Current Year's Other-Than-Temporary Impairment Recognized	11 Capitalized Deferred Interest and Other	12 Total Change in Book Value (8+9-10+11)					
000004306	AUSTIN	TX		09/05/2001	07/25/2023	5,062,564	0	0	0	0	0	5,062,564	5,062,564	0	0	0
000005308	GOLETA	CA		08/08/2003	08/02/2023	73,829	0	0	0	0	0	73,829	73,829	0	0	0
000005379	LAKELAND	TN		08/20/2003	08/30/2023	33,217	0	0	0	0	0	33,217	33,217	0	0	0
000005402	MUSKEGON	MI		10/07/2003	09/29/2023	1,459,737	0	0	0	0	0	1,459,737	1,459,737	0	0	0
10000636	KUTZTOWIN	PA		08/28/2006	08/25/2023	71,581	0	0	0	0	0	71,581	71,581	0	0	0
10000637	BETHLEHEM	PA		09/15/2006	09/27/2023	47,789	0	0	0	0	0	47,789	47,789	0	0	0
10000638	MOUNT POCONO	PA		08/28/2006	08/25/2023	35,937	0	0	0	0	0	35,937	35,937	0	0	0
901000466	HALPPAUGE	NY		12/20/2012	09/21/2023	16,297,707	0	0	0	0	0	16,297,707	16,297,707	0	0	0
901000633	SEATTLE	WA		09/11/2013	08/02/2023	4,975,341	0	0	0	0	0	4,975,341	4,975,341	0	0	0
901000854	Oceanside	CA		01/08/2015	07/03/2023	3,894,838	0	0	0	0	0	3,894,838	3,894,838	0	0	0
0199999. Mortgages closed by repayment						31,952,539	0	0	0	0	0	31,952,539	31,952,539	0	0	0
000003508	LOUISVILLE	KY		09/07/1999		32,290	0	0	0	0	0	32,290	32,290	0	0	0
000003764	WESTLAKE VILLAGE	CA		06/07/2000		70,850	0	0	0	0	0	70,850	70,850	0	0	0
000004311	REDWOOD CITY	CA		08/30/2001		80,915	0	0	0	0	0	80,915	80,915	0	0	0
000004482	DESTIN	FL		03/01/2002		127,902	0	0	0	0	0	127,902	127,902	0	0	0
000004507	TORRANCE	CA		03/25/2002		428,434	0	0	0	0	0	428,434	428,434	0	0	0
000004708	BOYNTON BEACH	FL		09/13/2002		33,151	0	0	0	0	0	33,151	33,151	0	0	0

STATEMENT AS OF SEPTEMBER 30, 2023 OF GENWORTH LIFE INSURANCE COMPANY

**SCHEDULE B - PART 3**

Showing All Mortgage Loans DISPOSED, Transferred or Repaid During the Current Quarter

1 Loan Number	2 Location		4 Loan Type	5 Date Acquired	6 Disposal Date	7 Book Value/ Recorded Investment Excluding Accrued Interest Prior Year	8 Change in Book Value/Recorded Investment					14 Book Value/ Recorded Investment Excluding Accrued Interest on Disposal	15 Consid- eration	16 Foreign Exchange Gain (Loss) on Disposal	17 Realized Gain (Loss) on Disposal	18 Total Gain (Loss) on Disposal	
	2 City	3 State					8 Unrealized Valuation Increase (Decrease)	9 Current Year's (Amortization) /Accretion	10 Current Year's Other- Than- Temporary Impairment Recognized	11 Capitalized Deferred Interest and Other	12 Total Change in Book Value (8+9-10+11)						13 Total Foreign Exchange Change in Book Value
00004734	HENDERSON	NV		09/25/2002		30,302	0	0	0	0	0	0	30,302	30,302	0	0	0
00004804	ANAHEIM	CA		11/07/2002		25,450	0	0	0	0	0	0	25,450	25,450	0	0	0
00004822	FOREST PARK	GA		10/31/2002		75,266	0	0	0	0	0	0	75,266	75,266	0	0	0
00004834	SAN JOSE	CA		11/01/2002		29,519	0	0	0	0	0	0	29,519	29,519	0	0	0
00005515	FARMINGDALE	NY		11/13/2003		34,320	0	0	0	0	0	0	34,320	34,320	0	0	0
00005579	SAN RAFAEL	CA		01/20/2004		28,242	0	0	0	0	0	0	28,242	28,242	0	0	0
00005638	SACRAMENTO	CA		02/27/2004		12,121	0	0	0	0	0	0	12,121	12,121	0	0	0
00005645	FRAZER	PA		10/14/2004		79,504	0	0	0	0	0	0	79,504	79,504	0	0	0
00005678	WEST PALM BEACH	FL		04/12/2004		40,441	0	0	0	0	0	0	40,441	40,441	0	0	0
00005691	STAMFORD	CT		07/06/2004		178,771	0	0	0	0	0	0	178,771	178,771	0	0	0
00005701	SANTA CLARITA	CA		06/09/2004		32,890	0	0	0	0	0	0	32,890	32,890	0	0	0
00005723	MCMURRAY	PA		11/19/2004		83,335	0	0	0	0	0	0	83,335	83,335	0	0	0
00005727	WINTER HAVEN	FL		06/04/2004		29,403	0	0	0	0	0	0	29,403	29,403	0	0	0
00005756	ELK GROVE	CA		01/04/2006		41,765	0	0	0	0	0	0	41,765	41,765	0	0	0
00005802	NORTHPORT	NY		07/20/2004		59,222	0	0	0	0	0	0	59,222	59,222	0	0	0
00005852	STOCKTON	CA		09/30/2004		36,587	0	0	0	0	0	0	36,587	36,587	0	0	0
00005853	SALT LAKE CITY	UT		08/17/2004		11,998	0	0	0	0	0	0	11,998	11,998	0	0	0
00005858	ONTARIO	CA		12/10/2004		29,004	0	0	0	0	0	0	29,004	29,004	0	0	0
00005880	PORT ORANGE	FL		09/28/2004		31,840	0	0	0	0	0	0	31,840	31,840	0	0	0
00005915	CANANDAIGUA	NY		11/18/2004		32,666	0	0	0	0	0	0	32,666	32,666	0	0	0
00005927	NORTH LAS VEGAS	NV		11/11/2004		40,236	0	0	0	0	0	0	40,236	40,236	0	0	0
00005941	MACEDONIA	OH		12/27/2004		37,262	0	0	0	0	0	0	37,262	37,262	0	0	0
00005942	UPLAND	CA		11/15/2005		458,428	0	0	0	0	0	0	458,428	458,428	0	0	0
00005982	WOODBURY	IN		12/27/2004		165,543	0	0	0	0	0	0	165,543	165,543	0	0	0
00005988	LOS ANGELES	CA		04/25/2005		96,015	0	0	0	0	0	0	96,015	96,015	0	0	0
00006004	INCLINE VILLAGE	NV		02/09/2005		47,179	0	0	0	0	0	0	47,179	47,179	0	0	0
00006029	READING	PA		01/09/2006		137,808	0	0	0	0	0	0	137,808	137,808	0	0	0
00006061	NEWTOWN	PA		03/16/2005		131,487	0	0	0	0	0	0	131,487	131,487	0	0	0
00006077	TEQUESTA	FL		04/20/2005		56,256	0	0	0	0	0	0	56,256	56,256	0	0	0
00006088	LINCOLN	NE		04/18/2005		110,175	0	0	0	0	0	0	110,175	110,175	0	0	0
00006128	LINCOLN	NE		10/02/2006		39,696	0	0	0	0	0	0	39,696	39,696	0	0	0
00006197	VICTORVILLE	CA		09/28/2005		28,828	0	0	0	0	0	0	28,828	28,828	0	0	0
00006211	HARRISON TOWNSHIP	MI		08/01/2005		50,682	0	0	0	0	0	0	50,682	50,682	0	0	0
00006215	FREDERICK	MD		08/03/2005		88,321	0	0	0	0	0	0	88,321	88,321	0	0	0
00006232	VALENCIA	CA		07/22/2005		25,056	0	0	0	0	0	0	25,056	25,056	0	0	0
00006271	ANN ARBOR	MI		07/21/2005		32,035	0	0	0	0	0	0	32,035	32,035	0	0	0
00006332	STUDIO CITY	CA		07/19/2005		46,365	0	0	0	0	0	0	46,365	46,365	0	0	0
00006348	BEDFORD	NH		08/26/2005		31,477	0	0	0	0	0	0	31,477	31,477	0	0	0
00006447	RIVERVIEW	FL		12/12/2005		18,575	0	0	0	0	0	0	18,575	18,575	0	0	0
00006479	PHILADELPHIA	PA		05/22/2006		48,778	0	0	0	0	0	0	48,778	48,778	0	0	0
00006518	BEAVERTON	OR		12/12/2005		37,636	0	0	0	0	0	0	37,636	37,636	0	0	0
00006525	AKRON	OH		11/01/2007		216,865	0	0	0	0	0	0	216,865	216,865	0	0	0
00006549	HOUSTON	TX		01/31/2006		77,333	0	0	0	0	0	0	77,333	77,333	0	0	0
00006567	BOYNTON BEACH	FL		02/06/2006		15,661	0	0	0	0	0	0	15,661	15,661	0	0	0
10000209	HARLEYSVILLE	PA		11/21/2006		145,344	0	0	0	0	0	0	145,344	145,344	0	0	0
10000310	ST. LOUIS	MO		05/19/2006		156,750	0	0	0	0	0	0	156,750	156,750	0	0	0
10000316	NEWMAN	CA		05/22/2006		138,967	0	0	0	0	0	0	138,967	138,967	0	0	0
10000329	SOMERVILLE	MA		01/11/2008		108,794	0	0	0	0	0	0	108,794	108,794	0	0	0
10000378	KINGWOOD	TX		05/26/2006		26,528	0	0	0	0	0	0	26,528	26,528	0	0	0
10000421	NORCO	CA		06/28/2006		42,679	0	0	0	0	0	0	42,679	42,679	0	0	0
10000450	Salt Lake City	UT		08/30/2007		210,368	0	0	0	0	0	0	210,368	210,368	0	0	0

E02.1

STATEMENT AS OF SEPTEMBER 30, 2023 OF GENWORTH LIFE INSURANCE COMPANY

**SCHEDULE B - PART 3**

Showing All Mortgage Loans DISPOSED, Transferred or Repaid During the Current Quarter

1 Loan Number	2 Location		4 Loan Type	5 Date Acquired	6 Disposal Date	7 Book Value/ Recorded Investment Excluding Accrued Interest Prior Year	8 Change in Book Value/Recorded Investment					14 Book Value/ Recorded Investment Excluding Accrued Interest on Disposal	15 Consid- eration	16 Foreign Exchange Gain (Loss) on Disposal	17 Realized Gain (Loss) on Disposal	18 Total Gain (Loss) on Disposal	
	2 City	3 State					8 Unrealized Valuation Increase (Decrease)	9 Current Year's (Amortization) /Accretion	10 Current Year's Other- Than- Temporary Impairment Recognized	11 Capitalized Deferred Interest and Other	12 Total Change in Book Value (8+9-10+11)						13 Total Foreign Exchange Change in Book Value
10000451	SALT LAKE CITY	UT		06/29/2006		84,913	0	0	0	0	0	0	84,913	84,913	0	0	0
10000471	ELGIN	IL		06/30/2006		374,335	0	0	0	0	0	0	374,335	374,335	0	0	0
10000528	CHAPEL HILL	NC		05/09/2007		25,845	0	0	0	0	0	0	25,845	25,845	0	0	0
10000534	DEKALB	IL		10/31/2007		119,281	0	0	0	0	0	0	119,281	119,281	0	0	0
10000598	EAGAN	MIN.		08/01/2006		87,857	0	0	0	0	0	0	87,857	87,857	0	0	0
10000639	LACEY	WA		12/21/2006		112,919	0	0	0	0	0	0	112,919	112,919	0	0	0
10000641	LEAGUE CITY	TX		06/18/2007		92,547	0	0	0	0	0	0	92,547	92,547	0	0	0
10000659	LAS VEGAS	NV		10/03/2006		13,143	0	0	0	0	0	0	13,143	13,143	0	0	0
10000683	LA JOLLA	CA		10/02/2006		23,604	0	0	0	0	0	0	23,604	23,604	0	0	0
10000690	HAUPPAUGE	NY		11/29/2006		60,690	0	0	0	0	0	0	60,690	60,690	0	0	0
10000721	CHESAPEAKE	VA		12/12/2006		19,473	0	0	0	0	0	0	19,473	19,473	0	0	0
10000738	FAIRLESS HILLS	PA		01/08/2007		102,264	0	0	0	0	0	0	102,264	102,264	0	0	0
10000789	SAN JOSE	CA		01/30/2007		43,500	0	0	0	0	0	0	43,500	43,500	0	0	0
10000797	PHILADELPHIA	PA		10/15/2007		16,518	0	0	0	0	0	0	16,518	16,518	0	0	0
10000802	COLUMBUS	OH		03/02/2007		47,697	0	0	0	0	0	0	47,697	47,697	0	0	0
10000891	LINCOLN	NE		03/15/2007		31,955	0	0	0	0	0	0	31,955	31,955	0	0	0
10000919	CLIFTON	NJ		02/01/2007		35,267	0	0	0	0	0	0	35,267	35,267	0	0	0
10000956	DANVILLE	VA		03/06/2007		31,392	0	0	0	0	0	0	31,392	31,392	0	0	0
10000991	ROUND ROCK	TX		04/13/2007		67,120	0	0	0	0	0	0	67,120	67,120	0	0	0
10001107	THOUSAND OAKS	CA		07/24/2007		30,700	0	0	0	0	0	0	30,700	30,700	0	0	0
10001126	AKRON	OH		04/15/2008		131,754	0	0	0	0	0	0	131,754	131,754	0	0	0
10001297	CARSON	CA		10/04/2007		41,999	0	0	0	0	0	0	41,999	41,999	0	0	0
10001311	MIDLOTHIAN	VA		10/22/2007		153,909	0	0	0	0	0	0	153,909	153,909	0	0	0
10001362	CLEMSON	SC		06/26/2008		62,348	0	0	0	0	0	0	62,348	62,348	0	0	0
10001384	EVERETT	WA		01/11/2008		22,828	0	0	0	0	0	0	22,828	22,828	0	0	0
10001394	VIRGINIA BEACH	VA		12/27/2007		14,115	0	0	0	0	0	0	14,115	14,115	0	0	0
10001421	SCOTTSDALE	AZ		12/14/2007		9,048	0	0	0	0	0	0	9,048	9,048	0	0	0
10001425	BILLERICA	MA		02/25/2008		47,446	0	0	0	0	0	0	47,446	47,446	0	0	0
11001145	LINDON	UT		02/15/2008		7,564	0	0	0	0	0	0	7,564	7,564	0	0	0
11001218	CARLSBAD	CA		02/15/2008		7,943	0	0	0	0	0	0	7,943	7,943	0	0	0
300005390	GLENVIEW	IL		11/18/2003		217,626	0	0	0	0	0	0	217,626	217,626	0	0	0
300005594	BOLINGBROOK	IL		12/31/2003		410,325	0	0	0	0	0	0	410,325	410,325	0	0	0
300005917	SMITHTON	PA		12/06/2004		329,199	0	0	0	0	0	0	329,199	329,199	0	0	0
900000091	CHARLOTTE	NC		10/31/2008		86,174	0	0	0	0	0	0	86,174	86,174	0	0	0
901000230	LOUISBURG	NC		02/07/2011		36,217	0	0	0	0	0	0	36,217	36,217	0	0	0
901000233	MANDEVILLE	LA		02/28/2011		29,801	0	0	0	0	0	0	29,801	29,801	0	0	0
901000245	CORTE MADERA	CA		03/31/2011		36,478	0	0	0	0	0	0	36,478	36,478	0	0	0
901000246	HOUSTON	TX		05/03/2011		120,223	0	0	0	0	0	0	120,223	120,223	0	0	0
901000252	GAITHERSBURG	MD		06/29/2011		120,035	0	0	0	0	0	0	120,035	120,035	0	0	0
901000261	PINELLAS PARK	FL		06/09/2011		59,515	0	0	0	0	0	0	59,515	59,515	0	0	0
901000267	SALT LAKE CITY	UT		06/10/2011		11,636	0	0	0	0	0	0	11,636	11,636	0	0	0
901000269	MIDDLESEX	NJ		10/31/2011		14,231	0	0	0	0	0	0	14,231	14,231	0	0	0
901000287	RICHBORO	PA		01/23/2012		21,923	0	0	0	0	0	0	21,923	21,923	0	0	0
901000289	ARCADIA	CA		10/17/2011		42,829	0	0	0	0	0	0	42,829	42,829	0	0	0
901000293	SHALLOTTE	NC		12/27/2011		70,020	0	0	0	0	0	0	70,020	70,020	0	0	0
901000300	LOUISVILLE	KY		11/01/2011		22,333	0	0	0	0	0	0	22,333	22,333	0	0	0
901000310	LOS ANGELES	CA		12/20/2011		71,912	0	0	0	0	0	0	71,912	71,912	0	0	0
901000326	LAKEWAY	TX		03/01/2012		77,812	0	0	0	0	0	0	77,812	77,812	0	0	0
901000328	OMAHA	NE		07/05/2012		114,046	0	0	0	0	0	0	114,046	114,046	0	0	0
901000330	SAN JOSE	CA		02/27/2012		34,343	0	0	0	0	0	0	34,343	34,343	0	0	0
901000338	FREDERICK	MD		04/02/2012		48,582	0	0	0	0	0	0	48,582	48,582	0	0	0



STATEMENT AS OF SEPTEMBER 30, 2023 OF GENWORTH LIFE INSURANCE COMPANY

**SCHEDULE B - PART 3**

Showing All Mortgage Loans DISPOSED, Transferred or Repaid During the Current Quarter

1 Loan Number	2 Location		4 Loan Type	5 Date Acquired	6 Disposal Date	7 Book Value/ Recorded Investment Excluding Accrued Interest Prior Year	8 Change in Book Value/Recorded Investment					14 Book Value/ Recorded Investment Excluding Accrued Interest on Disposal	15 Consid- eration	16 Foreign Exchange Gain (Loss) on Disposal	17 Realized Gain (Loss) on Disposal	18 Total Gain (Loss) on Disposal	
	2 City	3 State					8 Unrealized Valuation Increase (Decrease)	9 Current Year's (Amortization) /Accretion	10 Current Year's Other- Than- Temporary Impairment Recognized	11 Capitalized Deferred Interest and Other	12 Total Change in Book Value (8+9-10+11)						13 Total Foreign Exchange Change in Book Value
901000349	WASHINGTON	DC		06/07/2012		32,759	0	0	0	0	0	0	32,759	32,759	0	0	0
901000350	WASHINGTON	DC		06/07/2012		6,398	0	0	0	0	0	0	6,398	6,398	0	0	0
901000359	MOUNTAIN VIEW	CA		02/28/2013		61,063	0	0	0	0	0	0	61,063	61,063	0	0	0
901000363	STUDIO CITY	CA		06/01/2012		22,805	0	0	0	0	0	0	22,805	22,805	0	0	0
901000380	PALM BEACH GARDENS	FL		11/28/2012		779,855	0	0	0	0	0	0	779,855	779,855	0	0	0
901000382	PALM BEACH GARDENS	FL		11/01/2013		74,942	0	0	0	0	0	0	74,942	74,942	0	0	0
901000386	ROSEMOUNT	MN		08/29/2012		119,453	0	0	0	0	0	0	119,453	119,453	0	0	0
901000392	PORTLAND	OR		09/21/2012		71,521	0	0	0	0	0	0	71,521	71,521	0	0	0
901000403	LA MIRADA	CA		08/01/2012		56,847	0	0	0	0	0	0	56,847	56,847	0	0	0
901000404	RANCHO CUCAMONGA	CA		09/04/2012		75,753	0	0	0	0	0	0	75,753	75,753	0	0	0
901000408	PHILADELPHIA	PA		10/04/2012		83,406	0	0	0	0	0	0	83,406	83,406	0	0	0
901000428	RICHMOND	VA		09/28/2012		31,741	0	0	0	0	0	0	31,741	31,741	0	0	0
901000430	SAN JOSE	CA		02/01/2013		188,837	0	0	0	0	0	0	188,837	188,837	0	0	0
901000435	SANTA BARBARA	CA		11/09/2012		31,233	0	0	0	0	0	0	31,233	31,233	0	0	0
901000442	NEW YORK	NY		12/26/2012		27,926	0	0	0	0	0	0	27,926	27,926	0	0	0
901000449	BOCA RATON	FL		10/31/2012		50,672	0	0	0	0	0	0	50,672	50,672	0	0	0
901000462	HAUPPAUGE	NY		12/20/2012		90,787	0	0	0	0	0	0	90,787	90,787	0	0	0
901000464	HOUSTON	TX		12/14/2012		277,473	0	0	0	0	0	0	277,473	277,473	0	0	0
901000468	TORRANCE	CA		12/17/2012		185,049	0	0	0	0	0	0	185,049	185,049	0	0	0
901000486	HAINES CITY	FL		03/25/2013		92,776	0	0	0	0	0	0	92,776	92,776	0	0	0
901000489	JACKSON HEIGHTS	NY		03/08/2013		38,549	0	0	0	0	0	0	38,549	38,549	0	0	0
901000491	SHORT HILLS	NJ		02/25/2013		85,027	0	0	0	0	0	0	85,027	85,027	0	0	0
901000500	DENVER	CO		03/13/2013		28,621	0	0	0	0	0	0	28,621	28,621	0	0	0
901000504	LOGAN	UT		02/05/2013		76,569	0	0	0	0	0	0	76,569	76,569	0	0	0
901000512	NEW YORK	NY		02/28/2013		20,546	0	0	0	0	0	0	20,546	20,546	0	0	0
901000520	NEW YORK	NY		09/10/2013		131,019	0	0	0	0	0	0	131,019	131,019	0	0	0
901000523	SPRINGVILLE	UT		04/16/2013		13,619	0	0	0	0	0	0	13,619	13,619	0	0	0
901000524	SOUTH PLAINFIELD	NJ		07/02/2013		34,120	0	0	0	0	0	0	34,120	34,120	0	0	0
901000545	OREM	UT		04/22/2013		107,023	0	0	0	0	0	0	107,023	107,023	0	0	0
901000564	LOUISVILLE	KY		06/28/2013		28,990	0	0	0	0	0	0	28,990	28,990	0	0	0
901000577	HANOVER	MD		05/29/2013		115,778	0	0	0	0	0	0	115,778	115,778	0	0	0
901000579	FLORAL PARK	NY		05/30/2013		39,190	0	0	0	0	0	0	39,190	39,190	0	0	0
901000581	LINTHICUM	MD		07/03/2013		158,253	0	0	0	0	0	0	158,253	158,253	0	0	0
901000591	SCAPPOOSE	OR		08/08/2013		30,328	0	0	0	0	0	0	30,328	30,328	0	0	0
901000593	DENVER	CO		07/22/2013		22,976	0	0	0	0	0	0	22,976	22,976	0	0	0
901000594	ZEPHYRHILLS	FL		07/29/2013		204,855	0	0	0	0	0	0	204,855	204,855	0	0	0
90100601	PHILADELPHIA	PA		09/09/2013		81,353	0	0	0	0	0	0	81,353	81,353	0	0	0
90100603	RICHMOND	VA		08/05/2013		69,833	0	0	0	0	0	0	69,833	69,833	0	0	0
90100604	HUNTINGTON BEACH	CA		08/12/2013		30,631	0	0	0	0	0	0	30,631	30,631	0	0	0
90100606	CRESCENT SPRINGS	KY		08/30/2013		53,940	0	0	0	0	0	0	53,940	53,940	0	0	0
90100612	RIVERVIEW	FL		09/09/2013		14,329	0	0	0	0	0	0	14,329	14,329	0	0	0
90100614	LEXINGTON	SC		07/24/2013		74,224	0	0	0	0	0	0	74,224	74,224	0	0	0
90100617	BURBANK	CA		09/19/2013		46,365	0	0	0	0	0	0	46,365	46,365	0	0	0
90100624	LOGAN	UT		08/30/2013		104,175	0	0	0	0	0	0	104,175	104,175	0	0	0
90100638	FEASTERVILLE	PA		11/06/2013		282,992	0	0	0	0	0	0	282,992	282,992	0	0	0
90100644	HUNTINGTON	NY		11/12/2013		30,519	0	0	0	0	0	0	30,519	30,519	0	0	0
90100647	NEW CANAAN	CT		11/22/2013		25,252	0	0	0	0	0	0	25,252	25,252	0	0	0
90100648	Hillsboro	OR		01/02/2014		60,773	0	0	0	0	0	0	60,773	60,773	0	0	0
90100659	CLEVELAND	OH		11/22/2013		36,440	0	0	0	0	0	0	36,440	36,440	0	0	0
90100660	ARBUTUS	MD		12/10/2013		33,695	0	0	0	0	0	0	33,695	33,695	0	0	0
90100671	HICKORY	NC		11/27/2013		96,354	0	0	0	0	0	0	96,354	96,354	0	0	0

STATEMENT AS OF SEPTEMBER 30, 2023 OF GENWORTH LIFE INSURANCE COMPANY

**SCHEDULE B - PART 3**

Showing All Mortgage Loans DISPOSED, Transferred or Repaid During the Current Quarter

1 Loan Number	2 Location		4 Loan Type	5 Date Acquired	6 Disposal Date	7 Book Value/ Recorded Investment Excluding Accrued Interest Prior Year	8 Change in Book Value/Recorded Investment					14 Book Value/ Recorded Investment Excluding Accrued Interest on Disposal	15 Consid- eration	16 Foreign Exchange Gain (Loss) on Disposal	17 Realized Gain (Loss) on Disposal	18 Total Gain (Loss) on Disposal	
	2 City	3 State					8 Unrealized Valuation Increase (Decrease)	9 Current Year's (Amortization) /Accretion	10 Current Year's Other- Than- Temporary Impairment Recognized	11 Capitalized Deferred Interest and Other	12 Total Change in Book Value (8+9-10+11)						13 Total Foreign Exchange Change in Book Value
901000676	SAN JUAN CAPISTRANO	CA		11/27/2013		28,296	0	0	0	0	0	0	28,296	28,296	0	0	0
901000677	Gastonia	NC		05/09/2014		77,091	0	0	0	0	0	0	77,091	77,091	0	0	0
901000678	SALT LAKE CITY	UT		12/23/2013		60,085	0	0	0	0	0	0	60,085	60,085	0	0	0
901000685	ALBUQUERQUE	NM		01/17/2014		50,095	0	0	0	0	0	0	50,095	50,095	0	0	0
901000691	AURORA	CO		12/27/2013		24,895	0	0	0	0	0	0	24,895	24,895	0	0	0
901000693	CINCINNATI	OH		12/18/2013		20,331	0	0	0	0	0	0	20,331	20,331	0	0	0
901000694	TAMPA	FL		12/11/2013		32,142	0	0	0	0	0	0	32,142	32,142	0	0	0
901000704	SALT LAKE CITY	UT		12/19/2013		15,411	0	0	0	0	0	0	15,411	15,411	0	0	0
901000712	WALNUT CREEK	CA		02/25/2014		25,899	0	0	0	0	0	0	25,899	25,899	0	0	0
901000719	Federal Way	WA		03/21/2014		129,560	0	0	0	0	0	0	129,560	129,560	0	0	0
901000722	HENDERSON	NV		03/10/2014		87,778	0	0	0	0	0	0	87,778	87,778	0	0	0
901000729	Porterville	CA		03/31/2014		28,263	0	0	0	0	0	0	28,263	28,263	0	0	0
901000730	Marlton	NJ		04/15/2014		21,340	0	0	0	0	0	0	21,340	21,340	0	0	0
901000731	Atlanta	GA		08/28/2014		47,538	0	0	0	0	0	0	47,538	47,538	0	0	0
901000736	Sterling	VA		05/16/2014		34,240	0	0	0	0	0	0	34,240	34,240	0	0	0
901000743	Austin	TX		05/02/2014		136,168	0	0	0	0	0	0	136,168	136,168	0	0	0
901000746	West Chester	PA		05/13/2014		101,003	0	0	0	0	0	0	101,003	101,003	0	0	0
901000753	Houston	TX		06/10/2014		52,266	0	0	0	0	0	0	52,266	52,266	0	0	0
901000754	Kyle	TX		07/03/2014		39,943	0	0	0	0	0	0	39,943	39,943	0	0	0
901000770	Las Vegas	NV		04/29/2014		50,130	0	0	0	0	0	0	50,130	50,130	0	0	0
901000777	Salt Lake City	UT		06/03/2014		62,889	0	0	0	0	0	0	62,889	62,889	0	0	0
901000779	Melville	NY		08/08/2014		92,247	0	0	0	0	0	0	92,247	92,247	0	0	0
901000795	Berkeley	CA		07/02/2014		31,089	0	0	0	0	0	0	31,089	31,089	0	0	0
901000799	Tucson	AZ		08/08/2014		23,991	0	0	0	0	0	0	23,991	23,991	0	0	0
901000800	Garden City	NY		08/27/2014		77,622	0	0	0	0	0	0	77,622	77,622	0	0	0
901000801	Garden City	NY		08/27/2014		15,524	0	0	0	0	0	0	15,524	15,524	0	0	0
901000803	Greenwood Village	CO		07/31/2014		25,113	0	0	0	0	0	0	25,113	25,113	0	0	0
901000808	Gilbert	AZ		08/20/2014		29,968	0	0	0	0	0	0	29,968	29,968	0	0	0
901000815	Arcadia	CA		05/18/2015		85,850	0	0	0	0	0	0	85,850	85,850	0	0	0
901000816	Oklahoma City	OK		08/08/2014		25,556	0	0	0	0	0	0	25,556	25,556	0	0	0
901000821	Wilsonville	OR		08/14/2014		112,906	0	0	0	0	0	0	112,906	112,906	0	0	0
901000827	Denver	CO		09/26/2014		22,161	0	0	0	0	0	0	22,161	22,161	0	0	0
901000835	Gahanna	OH		10/10/2014		115,883	0	0	0	0	0	0	115,883	115,883	0	0	0
901000838	Lutz	FL		09/26/2014		32,065	0	0	0	0	0	0	32,065	32,065	0	0	0
901000842	San Francisco	CA		01/16/2015		150,544	0	0	0	0	0	0	150,544	150,544	0	0	0
901000845	Jacksonville	FL		09/30/2014		144,489	0	0	0	0	0	0	144,489	144,489	0	0	0
901000846	Hanford	CA		11/03/2014		90,875	0	0	0	0	0	0	90,875	90,875	0	0	0
901000847	Fountain Valley	CA		11/06/2014		39,200	0	0	0	0	0	0	39,200	39,200	0	0	0
901000850	Las Vegas	NV		10/30/2014		24,335	0	0	0	0	0	0	24,335	24,335	0	0	0
901000851	Gahanna	OH		11/24/2014		31,201	0	0	0	0	0	0	31,201	31,201	0	0	0
901000856	Gaithersburg	MD		12/01/2014		18,058	0	0	0	0	0	0	18,058	18,058	0	0	0
901000861	Brentwood	MO		12/23/2014		36,760	0	0	0	0	0	0	36,760	36,760	0	0	0
901000864	Spokane	WA		12/05/2014		128,618	0	0	0	0	0	0	128,618	128,618	0	0	0
901000865	Fairless Hills	PA		01/23/2015		81,662	0	0	0	0	0	0	81,662	81,662	0	0	0
901000868	Houston	TX		11/25/2014		30,930	0	0	0	0	0	0	30,930	30,930	0	0	0
901000878	Falls Church	VA		01/12/2015		49,707	0	0	0	0	0	0	49,707	49,707	0	0	0
901000879	Omaha	NE		12/19/2014		79,843	0	0	0	0	0	0	79,843	79,843	0	0	0
901000881	Brooklyn	NY		12/29/2014		141,665	0	0	0	0	0	0	141,665	141,665	0	0	0
901000883	Cutler Bay	FL		12/23/2014		35,889	0	0	0	0	0	0	35,889	35,889	0	0	0
901000893	Temecula	CA		12/18/2014		61,460	0	0	0	0	0	0	61,460	61,460	0	0	0
901000895	SANDY	UT		01/26/2015		104,905	0	0	0	0	0	0	104,905	104,905	0	0	0

E02.4

STATEMENT AS OF SEPTEMBER 30, 2023 OF GENWORTH LIFE INSURANCE COMPANY

**SCHEDULE B - PART 3**

Showing All Mortgage Loans DISPOSED, Transferred or Repaid During the Current Quarter

1 Loan Number	2 Location		4 Loan Type	5 Date Acquired	6 Disposal Date	7 Book Value/ Recorded Investment Excluding Accrued Interest Prior Year	8 Change in Book Value/Recorded Investment					14 Book Value/ Recorded Investment Excluding Accrued Interest on Disposal	15 Consid- eration	16 Foreign Exchange Gain (Loss) on Disposal	17 Realized Gain (Loss) on Disposal	18 Total Gain (Loss) on Disposal	
	2 City	3 State					8 Unrealized Valuation Increase (Decrease)	9 Current Year's (Amortization) /Accretion	10 Current Year's Other- Than- Temporary Impairment Recognized	11 Capitalized Deferred Interest and Other	12 Total Change in Book Value (8+9-10+11)						13 Total Foreign Exchange Change in Book Value
90100899	LEHI	UT		02/12/2015		86,953	0	0	0	0	0	0	86,953	86,953	0	0	0
90100901	Woodbury	MN		03/24/2015		32,898	0	0	0	0	0	0	32,898	32,898	0	0	0
90100902	McKinney	TX		01/07/2015		23,304	0	0	0	0	0	0	23,304	23,304	0	0	0
90100903	Wellesley	MA		02/20/2015		35,835	0	0	0	0	0	0	35,835	35,835	0	0	0
90100910	Victoria	TX		01/29/2015		29,225	0	0	0	0	0	0	29,225	29,225	0	0	0
90100914	WILMINGTON	NC		03/31/2015		47,239	0	0	0	0	0	0	47,239	47,239	0	0	0
90100915	Germantown	TN		03/20/2015		162,156	0	0	0	0	0	0	162,156	162,156	0	0	0
90100919	CHARLOTTE	NC		02/25/2015		56,065	0	0	0	0	0	0	56,065	56,065	0	0	0
90100927	La Porte	TX		03/30/2015		21,728	0	0	0	0	0	0	21,728	21,728	0	0	0
90100930	Redwood City	CA		04/10/2015		37,167	0	0	0	0	0	0	37,167	37,167	0	0	0
90100936	Phoenix	AZ		04/17/2015		8,810	0	0	0	0	0	0	8,810	8,810	0	0	0
90100937	Long Beach	CA		04/23/2015		48,198	0	0	0	0	0	0	48,198	48,198	0	0	0
90100939	TIGARD	OR		04/30/2015		15,986	0	0	0	0	0	0	15,986	15,986	0	0	0
90100940	Chesterfield	VA		05/19/2015		22,812	0	0	0	0	0	0	22,812	22,812	0	0	0
90100942	South Portland	ME		05/08/2015		28,161	0	0	0	0	0	0	28,161	28,161	0	0	0
90100943	Tulsa	OK		04/30/2015		83,355	0	0	0	0	0	0	83,355	83,355	0	0	0
90100944	Seattle	WA		06/05/2015		17,144	0	0	0	0	0	0	17,144	17,144	0	0	0
90100952	Escondido	CA		05/05/2015		30,464	0	0	0	0	0	0	30,464	30,464	0	0	0
90100962	Milwaukee	WI		08/11/2015		35,282	0	0	0	0	0	0	35,282	35,282	0	0	0
90100965	Centennial	CO		05/21/2015		85,616	0	0	0	0	0	0	85,616	85,616	0	0	0
90100966	Fallbrook	CA		08/11/2015		51,925	0	0	0	0	0	0	51,925	51,925	0	0	0
90100969	Kennesaw	GA		11/16/2015		35,431	0	0	0	0	0	0	35,431	35,431	0	0	0
90100970	Salt Lake City	UT		07/17/2015		125,827	0	0	0	0	0	0	125,827	125,827	0	0	0
90100973	Zephyrhills	FL		08/03/2015		34,208	0	0	0	0	0	0	34,208	34,208	0	0	0
90100974	Costa Mesa	CA		06/02/2015		25,285	0	0	0	0	0	0	25,285	25,285	0	0	0
90100975	Hauppauge	NY		05/28/2015		109,354	0	0	0	0	0	0	109,354	109,354	0	0	0
90100981	Encinitas	CA		05/19/2015		34,799	0	0	0	0	0	0	34,799	34,799	0	0	0
90100984	Las Vegas	NV		06/01/2015		72,263	0	0	0	0	0	0	72,263	72,263	0	0	0
90100985	Mesa	AZ		07/01/2015		52,094	0	0	0	0	0	0	52,094	52,094	0	0	0
90100986	CHAPEL HILL	NC		08/27/2015		66,254	0	0	0	0	0	0	66,254	66,254	0	0	0
90100999	Waltham	MA		08/03/2015		140,137	0	0	0	0	0	0	140,137	140,137	0	0	0
901001004	Kirkland	WA		06/30/2015		50,315	0	0	0	0	0	0	50,315	50,315	0	0	0
901001008	Fridley	MN		11/30/2015		37,045	0	0	0	0	0	0	37,045	37,045	0	0	0
901001009	TAMPA	FL		10/19/2015		45,803	0	0	0	0	0	0	45,803	45,803	0	0	0
901001018	Schererville	IN		10/28/2015		27,420	0	0	0	0	0	0	27,420	27,420	0	0	0
901001020	BRADENTON	FL		09/24/2015		22,168	0	0	0	0	0	0	22,168	22,168	0	0	0
901001025	North Randall	OH		10/26/2015		25,809	0	0	0	0	0	0	25,809	25,809	0	0	0
901001027	SAN CLEMENTE	CA		09/24/2015		32,192	0	0	0	0	0	0	32,192	32,192	0	0	0
901001035	Melville	NY		11/12/2015		54,539	0	0	0	0	0	0	54,539	54,539	0	0	0
901001037	Pleasanton	CA		10/08/2015		33,407	0	0	0	0	0	0	33,407	33,407	0	0	0
901001038	Denver	CO		10/19/2015		22,852	0	0	0	0	0	0	22,852	22,852	0	0	0
901001039	Pottstown	PA		11/20/2015		104,796	0	0	0	0	0	0	104,796	104,796	0	0	0
901001040	Napa	CA		10/09/2015		43,084	0	0	0	0	0	0	43,084	43,084	0	0	0
901001041	Hauppauge	NY		10/23/2015		54,897	0	0	0	0	0	0	54,897	54,897	0	0	0
901001049	Alpharetta	GA		11/16/2015		36,859	0	0	0	0	0	0	36,859	36,859	0	0	0
901001054	Hanford	CA		11/02/2015		132,577	0	0	0	0	0	0	132,577	132,577	0	0	0
901001055	Franklin	TN		11/05/2015		47,284	0	0	0	0	0	0	47,284	47,284	0	0	0
901001061	North Oaks	MN		12/11/2015		91,082	0	0	0	0	0	0	91,082	91,082	0	0	0
901001066	Louisville	KY		12/18/2015		56,079	0	0	0	0	0	0	56,079	56,079	0	0	0
901001073	Bellaire	TX		01/14/2016		30,389	0	0	0	0	0	0	30,389	30,389	0	0	0
901001074	Huntington	NY		12/17/2015		42,714	0	0	0	0	0	0	42,714	42,714	0	0	0

STATEMENT AS OF SEPTEMBER 30, 2023 OF GENWORTH LIFE INSURANCE COMPANY

**SCHEDULE B - PART 3**

Showing All Mortgage Loans DISPOSED, Transferred or Repaid During the Current Quarter

1 Loan Number	2 Location		4 Loan Type	5 Date Acquired	6 Disposal Date	7 Book Value/ Recorded Investment Excluding Accrued Interest Prior Year	8 Change in Book Value/Recorded Investment					14 Book Value/ Recorded Investment Excluding Accrued Interest on Disposal	15 Consid- eration	16 Foreign Exchange Gain (Loss) on Disposal	17 Realized Gain (Loss) on Disposal	18 Total Gain (Loss) on Disposal	
	2 City	3 State					8 Unrealized Valuation Increase (Decrease)	9 Current Year's (Amortization) /Accretion	10 Current Year's Other- Than- Temporary Impairment Recognized	11 Capitalized Deferred Interest and Other	12 Total Change in Book Value (8+9-10+11)						13 Total Foreign Exchange Change in Book Value
901001075	Millersville	MD		12/02/2015		26,593	0	0	0	0	0	0	26,593	26,593	0	0	0
901001077	Brooklyn	NY		03/24/2016		28,103	0	0	0	0	0	0	28,103	28,103	0	0	0
901001080	Pleasanton	CA		12/17/2015		79,125	0	0	0	0	0	0	79,125	79,125	0	0	0
901001081	Westminster	CO		12/15/2015		18,493	0	0	0	0	0	0	18,493	18,493	0	0	0
901001082	Birmingham	AL		12/16/2015		73,987	0	0	0	0	0	0	73,987	73,987	0	0	0
901001091	MOUNT JULIET	TN		01/20/2016		38,291	0	0	0	0	0	0	38,291	38,291	0	0	0
901001092	Colleyville	TX		01/27/2016		20,441	0	0	0	0	0	0	20,441	20,441	0	0	0
901001093	San Diego	CA		02/26/2016		22,573	0	0	0	0	0	0	22,573	22,573	0	0	0
901001096	Potomac	MD		07/19/2016		18,360	0	0	0	0	0	0	18,360	18,360	0	0	0
901001097	Carlsbad	CA		02/10/2016		27,631	0	0	0	0	0	0	27,631	27,631	0	0	0
901001099	Nashua	NH		02/19/2016		23,672	0	0	0	0	0	0	23,672	23,672	0	0	0
901001101	Bend	OR		03/30/2016		12,449	0	0	0	0	0	0	12,449	12,449	0	0	0
901001102	Berwyn	IL		08/09/2017		43,651	0	0	0	0	0	0	43,651	43,651	0	0	0
901001103	Plumstead Township	PA		05/12/2016		37,348	0	0	0	0	0	0	37,348	37,348	0	0	0
901001111	Salt Lake City	UT		03/31/2016		91,634	0	0	0	0	0	0	91,634	91,634	0	0	0
901001112	Burnsville	MN		04/07/2016		53,882	0	0	0	0	0	0	53,882	53,882	0	0	0
901001117	Kennesaw	GA		03/22/2016		29,077	0	0	0	0	0	0	29,077	29,077	0	0	0
901001125	Philadelphia	PA		06/01/2016		92,004	0	0	0	0	0	0	92,004	92,004	0	0	0
901001126	Germantown	MD		05/31/2016		19,759	0	0	0	0	0	0	19,759	19,759	0	0	0
901001127	Columbia	MD		05/31/2016		22,799	0	0	0	0	0	0	22,799	22,799	0	0	0
901001129	Dallas	TX		05/16/2016		38,107	0	0	0	0	0	0	38,107	38,107	0	0	0
901001135	Fort Mill	SC		05/26/2016		27,244	0	0	0	0	0	0	27,244	27,244	0	0	0
901001140	Warminster	PA		06/30/2016		50,833	0	0	0	0	0	0	50,833	50,833	0	0	0
901001144	YAKIMA	WA		08/15/2016		116,890	0	0	0	0	0	0	116,890	116,890	0	0	0
901001146	Pearland	TX		06/15/2016		62,269	0	0	0	0	0	0	62,269	62,269	0	0	0
901001148	Hanford	CA		09/01/2016		19,432	0	0	0	0	0	0	19,432	19,432	0	0	0
901001150	Blue Springs	MO		09/14/2016		25,425	0	0	0	0	0	0	25,425	25,425	0	0	0
901001151	Leesburg	GA		07/05/2016		59,605	0	0	0	0	0	0	59,605	59,605	0	0	0
901001156	Sterling Heights	MI		08/31/2016		58,576	0	0	0	0	0	0	58,576	58,576	0	0	0
901001160	Grand Forks	ND		08/10/2016		38,533	0	0	0	0	0	0	38,533	38,533	0	0	0
901001161	Washington	DC		10/11/2016		101,278	0	0	0	0	0	0	101,278	101,278	0	0	0
901001162	Los Angeles	CA		09/01/2016		89,636	0	0	0	0	0	0	89,636	89,636	0	0	0
901001164	OCALA	FL		07/27/2016		20,455	0	0	0	0	0	0	20,455	20,455	0	0	0
901001167	League City	TX		10/14/2016		71,328	0	0	0	0	0	0	71,328	71,328	0	0	0
901001169	Indianapolis	IN		09/01/2016		44,143	0	0	0	0	0	0	44,143	44,143	0	0	0
901001171	Louisville	KY		10/03/2016		105,676	0	0	0	0	0	0	105,676	105,676	0	0	0
901001172	Oklahoma City	OK		10/06/2016		36,633	0	0	0	0	0	0	36,633	36,633	0	0	0
901001175	Mountlake Terrace	WA		01/18/2017		45,038	0	0	0	0	0	0	45,038	45,038	0	0	0
901001176	CHAPEL HILL	NC		10/24/2016		65,552	0	0	0	0	0	0	65,552	65,552	0	0	0
901001177	Trappe	PA		12/28/2016		99,077	0	0	0	0	0	0	99,077	99,077	0	0	0
901001179	Oceanside	CA		09/29/2016		20,441	0	0	0	0	0	0	20,441	20,441	0	0	0
901001180	Carlsbad	CA		09/08/2016		33,066	0	0	0	0	0	0	33,066	33,066	0	0	0
901001181	Leesburg	VA		02/01/2017		76,472	0	0	0	0	0	0	76,472	76,472	0	0	0
901001185	Frederick	MD		12/08/2016		62,987	0	0	0	0	0	0	62,987	62,987	0	0	0
901001186	New Castle	DE		10/31/2016		18,419	0	0	0	0	0	0	18,419	18,419	0	0	0
901001187	Chattanooga	TN		12/05/2016		21,835	0	0	0	0	0	0	21,835	21,835	0	0	0
901001192	Midlothian	VA		11/17/2016		24,943	0	0	0	0	0	0	24,943	24,943	0	0	0
901001200	Shrewsbury	NJ		10/31/2016		36,358	0	0	0	0	0	0	36,358	36,358	0	0	0
901001202	Greenville	NC		02/15/2017		114,286	0	0	0	0	0	0	114,286	114,286	0	0	0
901001203	Ponte Vedra Beach	FL		12/30/2016		55,081	0	0	0	0	0	0	55,081	55,081	0	0	0
901001204	Jacksonville	FL		12/01/2016		61,637	0	0	0	0	0	0	61,637	61,637	0	0	0

STATEMENT AS OF SEPTEMBER 30, 2023 OF GENWORTH LIFE INSURANCE COMPANY

**SCHEDULE B - PART 3**

Showing All Mortgage Loans DISPOSED, Transferred or Repaid During the Current Quarter

1 Loan Number	2 Location		4 Loan Type	5 Date Acquired	6 Disposal Date	7 Book Value/ Recorded Investment Excluding Accrued Interest Prior Year	8 Change in Book Value/Recorded Investment						14 Book Value/ Recorded Investment Excluding Accrued Interest on Disposal	15 Consid- eration	16 Foreign Exchange Gain (Loss) on Disposal	17 Realized Gain (Loss) on Disposal	18 Total Gain (Loss) on Disposal
	2 City	3 State					8 Unrealized Valuation Increase (Decrease)	9 Current Year's (Amortization) /Accretion	10 Current Year's Other- Than- Temporary Impairment Recognized	11 Capitalized Deferred Interest and Other	12 Total Change in Book Value (8+9-10+11)	13 Total Foreign Exchange Change in Book Value					
901001205	Culver City	CA		11/04/2016		42,388	0	0	0	0	0	0	42,388	42,388	0	0	0
901001207	Durham	NC		12/22/2016		54,897	0	0	0	0	0	0	54,897	54,897	0	0	0
901001209	Porterville	CA		12/05/2016		50,505	0	0	0	0	0	0	50,505	50,505	0	0	0
901001210	Wayne	MI		12/22/2016		19,966	0	0	0	0	0	0	19,966	19,966	0	0	0
901001212	Chesteron	IN		12/21/2016		18,169	0	0	0	0	0	0	18,169	18,169	0	0	0
901001213	Limerick	PA		12/22/2016		13,742	0	0	0	0	0	0	13,742	13,742	0	0	0
901001214	Limerick	PA		12/22/2016		18,685	0	0	0	0	0	0	18,685	18,685	0	0	0
901001215	San Diego	CA		12/02/2016		94,924	0	0	0	0	0	0	94,924	94,924	0	0	0
901001216	Islandia	NY		03/08/2017		35,491	0	0	0	0	0	0	35,491	35,491	0	0	0
901001217	Atlanta	GA		12/29/2016		15,042	0	0	0	0	0	0	15,042	15,042	0	0	0
901001220	Somerset	NJ		12/29/2016		20,802	0	0	0	0	0	0	20,802	20,802	0	0	0
901001221	Largo	FL		06/22/2017		7,111	0	0	0	0	0	0	7,111	7,111	0	0	0
901001223	Chino Hills	CA		12/01/2016		70,743	0	0	0	0	0	0	70,743	70,743	0	0	0
901001224	Houston	TX		01/26/2017		27,798	0	0	0	0	0	0	27,798	27,798	0	0	0
901001227	Escondido	CA		01/09/2017		12,271	0	0	0	0	0	0	12,271	12,271	0	0	0
901001228	Englewood	CO		12/21/2016		91,457	0	0	0	0	0	0	91,457	91,457	0	0	0
901001237	Raleigh	NC		05/03/2017		48,342	0	0	0	0	0	0	48,342	48,342	0	0	0
901001246	Carlsbad	CA		02/10/2017		39,083	0	0	0	0	0	0	39,083	39,083	0	0	0
901001247	Farmingdale	NY		11/14/2017		31,238	0	0	0	0	0	0	31,238	31,238	0	0	0
901001248	Huntington	NY		02/21/2017		46,660	0	0	0	0	0	0	46,660	46,660	0	0	0
901001253	Largo	FL		01/31/2017		10,180	0	0	0	0	0	0	10,180	10,180	0	0	0
901001256	Woodville	WA		03/07/2017		57,904	0	0	0	0	0	0	57,904	57,904	0	0	0
901001258	Buena Park	CA		03/27/2017		21,546	0	0	0	0	0	0	21,546	21,546	0	0	0
901001264	Aurora	IL		03/28/2017		43,895	0	0	0	0	0	0	43,895	43,895	0	0	0
901001266	Spokane	WA		04/20/2017		26,736	0	0	0	0	0	0	26,736	26,736	0	0	0
901001267	Melville	NY		05/05/2017		41,675	0	0	0	0	0	0	41,675	41,675	0	0	0
901001268	Melville	NY		05/05/2017		13,892	0	0	0	0	0	0	13,892	13,892	0	0	0
901001269	Huntington	NY		05/05/2017		27,783	0	0	0	0	0	0	27,783	27,783	0	0	0
901001273	Council Bluffs	IA		05/01/2017		35,802	0	0	0	0	0	0	35,802	35,802	0	0	0
901001274	Mason	OH		03/31/2017		21,359	0	0	0	0	0	0	21,359	21,359	0	0	0
901001275	St Louis	MO		05/01/2017		40,123	0	0	0	0	0	0	40,123	40,123	0	0	0
901001278	Cary	NC		08/31/2017		24,572	0	0	0	0	0	0	24,572	24,572	0	0	0
901001280	Santa Rosa	CA		05/04/2017		26,484	0	0	0	0	0	0	26,484	26,484	0	0	0
901001281	Elmwood Park	IL		05/04/2017		22,193	0	0	0	0	0	0	22,193	22,193	0	0	0
901001284	Corona	CA		06/01/2017		37,482	0	0	0	0	0	0	37,482	37,482	0	0	0
901001285	Louisville	KY		05/01/2017		70,485	0	0	0	0	0	0	70,485	70,485	0	0	0
901001286	Chester	VA		05/05/2017		15,690	0	0	0	0	0	0	15,690	15,690	0	0	0
901001288	Round Lake Beach	IL		08/14/2017		8,242	0	0	0	0	0	0	8,242	8,242	0	0	0
901001289	Fernandina Beach	FL		05/05/2017		52,301	0	0	0	0	0	0	52,301	52,301	0	0	0
901001292	Camarillo	CA		04/18/2017		68,366	0	0	0	0	0	0	68,366	68,366	0	0	0
901001295	Melville	NY		05/23/2017		84,891	0	0	0	0	0	0	84,891	84,891	0	0	0
901001296	Camarillo	CA		04/18/2017		37,796	0	0	0	0	0	0	37,796	37,796	0	0	0
901001300	Largo	FL		05/10/2017		30,263	0	0	0	0	0	0	30,263	30,263	0	0	0
901001302	Capitol Heights	MD		06/08/2017		24,020	0	0	0	0	0	0	24,020	24,020	0	0	0
901001312	Oakland	CA		06/01/2017		30,511	0	0	0	0	0	0	30,511	30,511	0	0	0
901001316	Austin	TX		06/07/2017		34,630	0	0	0	0	0	0	34,630	34,630	0	0	0
901001320	Blacksburg	VA		06/21/2017		23,655	0	0	0	0	0	0	23,655	23,655	0	0	0
901001325	Largo	FL		09/26/2017		27,854	0	0	0	0	0	0	27,854	27,854	0	0	0
901001326	Tujunga	CA		08/16/2017		38,741	0	0	0	0	0	0	38,741	38,741	0	0	0
901001327	Federal Way	WA		05/31/2017		29,243	0	0	0	0	0	0	29,243	29,243	0	0	0
901001331	Third Lake	IL		12/26/2017		22,329	0	0	0	0	0	0	22,329	22,329	0	0	0

STATEMENT AS OF SEPTEMBER 30, 2023 OF GENWORTH LIFE INSURANCE COMPANY

**SCHEDULE B - PART 3**

Showing All Mortgage Loans DISPOSED, Transferred or Repaid During the Current Quarter

1 Loan Number	2 Location		4 Loan Type	5 Date Acquired	6 Disposal Date	7 Book Value/ Recorded Investment Excluding Accrued Interest Prior Year	8 Change in Book Value/Recorded Investment					14 Book Value/ Recorded Investment Excluding Accrued Interest on Disposal	15 Consid- eration	16 Foreign Exchange Gain (Loss) on Disposal	17 Realized Gain (Loss) on Disposal	18 Total Gain (Loss) on Disposal	
	2 City	3 State					8 Unrealized Valuation Increase (Decrease)	9 Current Year's (Amortization) /Accretion	10 Current Year's Other- Than- Temporary Impairment Recognized	11 Capitalized Deferred Interest and Other	12 Total Change in Book Value (8+9-10+11)						13 Total Foreign Exchange Change in Book Value
901001334	Cold Spring	KY		07/20/2017		17,606	0	0	0	0	0	0	17,606	17,606	0	0	0
901001335	Thornton	CO		09/21/2017		46,059	0	0	0	0	0	0	46,059	46,059	0	0	0
901001337	Crown Point	IN		08/14/2017		45,832	0	0	0	0	0	0	45,832	45,832	0	0	0
901001340	Jamestown	NC		08/15/2017		174,743	0	0	0	0	0	0	174,743	174,743	0	0	0
901001342	Troutdale	OR		10/05/2017		49,512	0	0	0	0	0	0	49,512	49,512	0	0	0
901001345	Huntingdon Valley	PA		08/29/2017		12,916	0	0	0	0	0	0	12,916	12,916	0	0	0
901001349	Dawsonville	GA		08/01/2017		10,801	0	0	0	0	0	0	10,801	10,801	0	0	0
901001353	Timonium Baltimore Co	MD		09/25/2017		109,884	0	0	0	0	0	0	109,884	109,884	0	0	0
901001360	Winston-Salem	NC		08/31/2017		15,204	0	0	0	0	0	0	15,204	15,204	0	0	0
901001362	Olive Branch	MS		08/31/2017		40,575	0	0	0	0	0	0	40,575	40,575	0	0	0
901001365	Saint Simons Island	GA		10/17/2017		14,572	0	0	0	0	0	0	14,572	14,572	0	0	0
901001368	Plano	TX		10/17/2017		19,913	0	0	0	0	0	0	19,913	19,913	0	0	0
901001370	Beaverton	OR		10/20/2017		36,932	0	0	0	0	0	0	36,932	36,932	0	0	0
901001371	Portland	OR		11/13/2017		59,581	0	0	0	0	0	0	59,581	59,581	0	0	0
901001375	Sumner	WA		09/13/2017		82,560	0	0	0	0	0	0	82,560	82,560	0	0	0
901001377	Escondido	CA		09/28/2017		27,577	0	0	0	0	0	0	27,577	27,577	0	0	0
901001378	Lynchburg	VA		09/27/2017		21,999	0	0	0	0	0	0	21,999	21,999	0	0	0
901001381	Bloomington	IL		10/02/2017		17,314	0	0	0	0	0	0	17,314	17,314	0	0	0
901001387	Baltimore	MD		12/21/2017		16,691	0	0	0	0	0	0	16,691	16,691	0	0	0
901001388	Austin	TX		10/18/2017		34,739	0	0	0	0	0	0	34,739	34,739	0	0	0
901001389	Newtown Square	PA		11/22/2017		207,737	0	0	0	0	0	0	207,737	207,737	0	0	0
901001391	Rancho Cucamonga	CA		11/17/2017		33,615	0	0	0	0	0	0	33,615	33,615	0	0	0
901001395	Shreveport	LA		02/12/2018		43,717	0	0	0	0	0	0	43,717	43,717	0	0	0
901001396	Shreveport	LA		02/12/2018		21,044	0	0	0	0	0	0	21,044	21,044	0	0	0
901001399	Santa Rosa	CA		10/31/2017		21,219	0	0	0	0	0	0	21,219	21,219	0	0	0
901001400	Windsor	CO		11/30/2017		16,044	0	0	0	0	0	0	16,044	16,044	0	0	0
901001403	Valley View	OH		12/27/2017		18,924	0	0	0	0	0	0	18,924	18,924	0	0	0
901001404	Dresher	PA		05/25/2018		71,145	0	0	0	0	0	0	71,145	71,145	0	0	0
901001405	Manassas	VA		12/08/2017		35,175	0	0	0	0	0	0	35,175	35,175	0	0	0
901001409	Lewis Center	OH		12/20/2017		32,243	0	0	0	0	0	0	32,243	32,243	0	0	0
901001415	Houston	TX		01/03/2018		52,317	0	0	0	0	0	0	52,317	52,317	0	0	0
901001417	Bellingham	WA		01/30/2018		71,880	0	0	0	0	0	0	71,880	71,880	0	0	0
901001418	St. Louis	MO		01/11/2018		12,161	0	0	0	0	0	0	12,161	12,161	0	0	0
901001419	Round Rock	TX		12/28/2017		50,495	0	0	0	0	0	0	50,495	50,495	0	0	0
901001420	Leander	TX		12/28/2017		26,195	0	0	0	0	0	0	26,195	26,195	0	0	0
901001421	Broomfield	CO		12/26/2017		104,380	0	0	0	0	0	0	104,380	104,380	0	0	0
901001424	Concord	NH		12/20/2017		15,110	0	0	0	0	0	0	15,110	15,110	0	0	0
901001425	Deptfor	NJ		12/20/2017		6,445	0	0	0	0	0	0	6,445	6,445	0	0	0
901001431	Morrow	GA		01/26/2018		54,360	0	0	0	0	0	0	54,360	54,360	0	0	0
901001434	Patterson	CA		01/17/2018		30,291	0	0	0	0	0	0	30,291	30,291	0	0	0
901001435	Louisville	KY		02/06/2018		69,296	0	0	0	0	0	0	69,296	69,296	0	0	0
901001436	Brooklyn Center	MN		01/16/2018		75,880	0	0	0	0	0	0	75,880	75,880	0	0	0
901001438	Denver	CO		02/08/2018		15,623	0	0	0	0	0	0	15,623	15,623	0	0	0
901001439	New York	NY		01/30/2018		27,018	0	0	0	0	0	0	27,018	27,018	0	0	0
901001448	High Point	NC		02/23/2018		101,031	0	0	0	0	0	0	101,031	101,031	0	0	0
901001450	Houston	TX		02/14/2018		36,395	0	0	0	0	0	0	36,395	36,395	0	0	0
901001452	Beaverton	OR		02/08/2018		77,449	0	0	0	0	0	0	77,449	77,449	0	0	0
901001454	Lanham	MD		02/13/2018		29,490	0	0	0	0	0	0	29,490	29,490	0	0	0
901001456	Madison	AL		04/27/2018		13,960	0	0	0	0	0	0	13,960	13,960	0	0	0
901001458	Tremonton	UT		03/05/2018		44,303	0	0	0	0	0	0	44,303	44,303	0	0	0
901001460	Charlotte	NC		03/01/2018		10,083	0	0	0	0	0	0	10,083	10,083	0	0	0

STATEMENT AS OF SEPTEMBER 30, 2023 OF GENWORTH LIFE INSURANCE COMPANY

**SCHEDULE B - PART 3**

Showing All Mortgage Loans DISPOSED, Transferred or Repaid During the Current Quarter

1 Loan Number	2 Location		4 Loan Type	5 Date Acquired	6 Disposal Date	7 Book Value/ Recorded Investment Excluding Accrued Interest Prior Year	8 Change in Book Value/Recorded Investment						14 Book Value/ Recorded Investment Excluding Accrued Interest on Disposal	15 Consid- eration	16 Foreign Exchange Gain (Loss) on Disposal	17 Realized Gain (Loss) on Disposal	18 Total Gain (Loss) on Disposal
	2 City	3 State					8 Unrealized Valuation Increase (Decrease)	9 Current Year's (Amortization) /Accretion	10 Current Year's Other- Than- Temporary Impairment Recognized	11 Capitalized Deferred Interest and Other	12 Total Change in Book Value (8+9-10+11)	13 Total Foreign Exchange Change in Book Value					
901001463	Woodbury	NY		03/22/2018		31,922	0	0	0	0	0	0	31,922	31,922	0	0	0
901001467	Clearwater	FL		03/15/2018		43,724	0	0	0	0	0	0	43,724	43,724	0	0	0
901001468	Clearwater	FL		03/15/2018		43,389	0	0	0	0	0	0	43,389	43,389	0	0	0
901001470	North Bend	WA		04/19/2018		35,745	0	0	0	0	0	0	35,745	35,745	0	0	0
901001472	Bellmore	NY		03/22/2018		37,196	0	0	0	0	0	0	37,196	37,196	0	0	0
901001479	Duluth	MN		04/11/2018		54,251	0	0	0	0	0	0	54,251	54,251	0	0	0
901001484	Barnegat	NJ		03/28/2018		39,913	0	0	0	0	0	0	39,913	39,913	0	0	0
901001485	San Antonio	TX		03/19/2018		35,892	0	0	0	0	0	0	35,892	35,892	0	0	0
901001490	Lehi	UT		05/10/2018		16,845	0	0	0	0	0	0	16,845	16,845	0	0	0
901001491	Kansas City	MO		07/13/2018		23,051	0	0	0	0	0	0	23,051	23,051	0	0	0
901001492	Phoenix	AZ		06/06/2018		21,846	0	0	0	0	0	0	21,846	21,846	0	0	0
901001494	Burnsville	MN		04/16/2018		35,595	0	0	0	0	0	0	35,595	35,595	0	0	0
901001496	Rock Hill	SC		03/21/2018		38,682	0	0	0	0	0	0	38,682	38,682	0	0	0
901001497	Modesto	CA		05/01/2018		115,517	0	0	0	0	0	0	115,517	115,517	0	0	0
901001499	Denver	CO		04/06/2018		42,867	0	0	0	0	0	0	42,867	42,867	0	0	0
901001500	Sarasota	FL		06/21/2018		22,313	0	0	0	0	0	0	22,313	22,313	0	0	0
901001501	Perkasie	PA		06/18/2018		12,261	0	0	0	0	0	0	12,261	12,261	0	0	0
901001502	San Antonio	TX		06/01/2018		39,645	0	0	0	0	0	0	39,645	39,645	0	0	0
901001505	Richmond	VA		08/17/2018		17,206	0	0	0	0	0	0	17,206	17,206	0	0	0
901001514	Broomfield	CO		07/13/2018		97,479	0	0	0	0	0	0	97,479	97,479	0	0	0
901001515	Savage	MN		04/26/2018		21,438	0	0	0	0	0	0	21,438	21,438	0	0	0
901001518	Phoenix	AZ		05/23/2018		14,191	0	0	0	0	0	0	14,191	14,191	0	0	0
901001520	Kennett Square	PA		07/17/2018		96,661	0	0	0	0	0	0	96,661	96,661	0	0	0
901001525	El Segundo	CA		06/20/2018		44,425	0	0	0	0	0	0	44,425	44,425	0	0	0
901001527	Naperville	IL		05/31/2018		36,098	0	0	0	0	0	0	36,098	36,098	0	0	0
901001539	Lynnwood	WA		06/13/2018		22,049	0	0	0	0	0	0	22,049	22,049	0	0	0
901001541	Hauppauge	NY		08/02/2018		10,552	0	0	0	0	0	0	10,552	10,552	0	0	0
901001544	Atlanta	GA		09/12/2018		102,334	0	0	0	0	0	0	102,334	102,334	0	0	0
901001546	Durham	NC		07/31/2018		30,811	0	0	0	0	0	0	30,811	30,811	0	0	0
901001549	Kent	WA		07/31/2018		30,006	0	0	0	0	0	0	30,006	30,006	0	0	0
901001552	Sewell	NJ		08/08/2018		36,993	0	0	0	0	0	0	36,993	36,993	0	0	0
901001553	Louisville	KY		07/09/2018		26,710	0	0	0	0	0	0	26,710	26,710	0	0	0
901001554	Baltimore	MD		10/31/2018		121,845	0	0	0	0	0	0	121,845	121,845	0	0	0
901001555	Bellingham	WA		10/10/2018		32,828	0	0	0	0	0	0	32,828	32,828	0	0	0
901001556	Henderson	NV		08/09/2018		57,068	0	0	0	0	0	0	57,068	57,068	0	0	0
901001559	Austin	TX		10/05/2018		35,603	0	0	0	0	0	0	35,603	35,603	0	0	0
901001561	Denver	CO		09/13/2018		21,760	0	0	0	0	0	0	21,760	21,760	0	0	0
901001562	Birmingham	AL		08/20/2018		59,066	0	0	0	0	0	0	59,066	59,066	0	0	0
901001563	Gastonia	NC		08/10/2018		35,614	0	0	0	0	0	0	35,614	35,614	0	0	0
901001564	Boston	MA		08/13/2018		15,707	0	0	0	0	0	0	15,707	15,707	0	0	0
901001565	Boston	MA		08/13/2018		20,125	0	0	0	0	0	0	20,125	20,125	0	0	0
901001566	Boston	MA		08/13/2018		21,185	0	0	0	0	0	0	21,185	21,185	0	0	0
901001567	Boston	MA		08/13/2018		19,461	0	0	0	0	0	0	19,461	19,461	0	0	0
901001570	Fredrick	MD		07/30/2018		93,332	0	0	0	0	0	0	93,332	93,332	0	0	0
901001571	Greenwood Village	CO		06/29/2018		49,702	0	0	0	0	0	0	49,702	49,702	0	0	0
901001577	Minneapolis	MN		08/29/2018		24,571	0	0	0	0	0	0	24,571	24,571	0	0	0
901001582	Murfreesboro	TN		08/27/2018		17,989	0	0	0	0	0	0	17,989	17,989	0	0	0
901001583	Naperville	IL		08/27/2018		24,816	0	0	0	0	0	0	24,816	24,816	0	0	0
901001584	Louisville	KY		08/24/2018		22,237	0	0	0	0	0	0	22,237	22,237	0	0	0
901001585	Richboro	PA		09/20/2018		36,764	0	0	0	0	0	0	36,764	36,764	0	0	0
901001586	Richboro	PA		09/20/2018		12,534	0	0	0	0	0	0	12,534	12,534	0	0	0

STATEMENT AS OF SEPTEMBER 30, 2023 OF GENWORTH LIFE INSURANCE COMPANY

**SCHEDULE B - PART 3**

Showing All Mortgage Loans DISPOSED, Transferred or Repaid During the Current Quarter

1 Loan Number	2 Location		4 Loan Type	5 Date Acquired	6 Disposal Date	7 Book Value/ Recorded Investment Excluding Accrued Interest Prior Year	8 Change in Book Value/Recorded Investment					14 Book Value/ Recorded Investment Excluding Accrued Interest on Disposal	15 Consid- eration	16 Foreign Exchange Gain (Loss) on Disposal	17 Realized Gain (Loss) on Disposal	18 Total Gain (Loss) on Disposal	
	2 City	3 State					8 Unrealized Valuation Increase (Decrease)	9 Current Year's (Amortization) /Accretion	10 Current Year's Other- Than- Temporary Impairment Recognized	11 Capitalized Deferred Interest and Other	12 Total Change in Book Value (8+9-10+11)						13 Total Foreign Exchange Change in Book Value
901001599	Draper	UT		10/24/2018		64,710	0	0	0	0	0	0	64,710	64,710	0	0	0
901001602	Morristown	NJ		10/10/2018		23,573	0	0	0	0	0	0	23,573	23,573	0	0	0
901001606	Sterling	VA		10/16/2018		33,542	0	0	0	0	0	0	33,542	33,542	0	0	0
901001607	American Fork	UT		10/15/2018		33,582	0	0	0	0	0	0	33,582	33,582	0	0	0
901001608	Landover	MD		10/15/2018		17,473	0	0	0	0	0	0	17,473	17,473	0	0	0
901001609	Denver	CO		12/06/2018		12,930	0	0	0	0	0	0	12,930	12,930	0	0	0
901001610	Jacksonville	FL		10/18/2018		126,976	0	0	0	0	0	0	126,976	126,976	0	0	0
901001611	League City	TX		11/06/2018		47,854	0	0	0	0	0	0	47,854	47,854	0	0	0
901001613	Bellingham	WA		11/19/2018		84,283	0	0	0	0	0	0	84,283	84,283	0	0	0
901001614	San Diego	CA		10/19/2018		7,151	0	0	0	0	0	0	7,151	7,151	0	0	0
901001615	Tucson	AZ		11/08/2018		17,543	0	0	0	0	0	0	17,543	17,543	0	0	0
901001617	Westminster	CO		10/11/2018		8,480	0	0	0	0	0	0	8,480	8,480	0	0	0
901001618	Houston	TX		01/29/2019		17,297	0	0	0	0	0	0	17,297	17,297	0	0	0
901001620	Mt. Olive	NJ		12/04/2018		20,472	0	0	0	0	0	0	20,472	20,472	0	0	0
901001621	Wheaton	IL		11/13/2018		25,547	0	0	0	0	0	0	25,547	25,547	0	0	0
901001622	Southampton	NY		12/10/2018		95,904	0	0	0	0	0	0	95,904	95,904	0	0	0
901001623	Denver	CO		12/21/2018		17,620	0	0	0	0	0	0	17,620	17,620	0	0	0
901001624	Arbutus	MD		01/15/2019		17,481	0	0	0	0	0	0	17,481	17,481	0	0	0
901001633	Deerfield Beach	FL		11/29/2018		39,851	0	0	0	0	0	0	39,851	39,851	0	0	0
901001637	Reno	NV		02/06/2019		52,922	0	0	0	0	0	0	52,922	52,922	0	0	0
901001639	Spokane	WA		01/18/2019		24,121	0	0	0	0	0	0	24,121	24,121	0	0	0
901001641	Matthews	NC		02/21/2019		67,470	0	0	0	0	0	0	67,470	67,470	0	0	0
901001644	Mettawa	IL		01/10/2019		91,225	0	0	0	0	0	0	91,225	91,225	0	0	0
901001645	Las Vegas	NV		02/20/2019		12,935	0	0	0	0	0	0	12,935	12,935	0	0	0
901001646	Richmond	VA		02/21/2019		120,043	0	0	0	0	0	0	120,043	120,043	0	0	0
901001647	San Diego	CA		12/18/2018		73,824	0	0	0	0	0	0	73,824	73,824	0	0	0
901001648	Denver	CO		12/28/2018		45,512	0	0	0	0	0	0	45,512	45,512	0	0	0
901001701	Westminster	CO		12/27/2018		53,946	0	0	0	0	0	0	53,946	53,946	0	0	0
901001702	Yakima	WA		02/07/2019		37,567	0	0	0	0	0	0	37,567	37,567	0	0	0
901001704	Spanish Fork	UT		12/28/2018		22,768	0	0	0	0	0	0	22,768	22,768	0	0	0
901001709	Shirley	NY		01/29/2019		33,634	0	0	0	0	0	0	33,634	33,634	0	0	0
901001710	Arlington Heights	IL		01/15/2019		18,192	0	0	0	0	0	0	18,192	18,192	0	0	0
901001712	Portland	OR		02/06/2019		22,766	0	0	0	0	0	0	22,766	22,766	0	0	0
901001722	Dubois	PA		02/12/2019		25,890	0	0	0	0	0	0	25,890	25,890	0	0	0
901001723	O'Fallon	MO		03/04/2019		78,644	0	0	0	0	0	0	78,644	78,644	0	0	0
901001724	New York	NY		02/27/2019		20,682	0	0	0	0	0	0	20,682	20,682	0	0	0
901001725	Kingston	NY		02/27/2019		16,624	0	0	0	0	0	0	16,624	16,624	0	0	0
901001726	Farmingdale	NY		04/18/2019		31,930	0	0	0	0	0	0	31,930	31,930	0	0	0
901001728	Arlington Heights	IL		04/15/2019		19,418	0	0	0	0	0	0	19,418	19,418	0	0	0
901001736	Salt Lake City	UT		04/25/2019		28,329	0	0	0	0	0	0	28,329	28,329	0	0	0
901001737	Linthicum Heights	MD		03/27/2019		50,611	0	0	0	0	0	0	50,611	50,611	0	0	0
901001746	Naperville	IL		03/19/2019		101,362	0	0	0	0	0	0	101,362	101,362	0	0	0
901001747	Willowbrook	IL		03/19/2019		17,458	0	0	0	0	0	0	17,458	17,458	0	0	0
901001748	Chicago	IL		03/12/2019		16,539	0	0	0	0	0	0	16,539	16,539	0	0	0
901001749	Carlsbad	CA		02/28/2019		68,613	0	0	0	0	0	0	68,613	68,613	0	0	0
901001751	Lancaster	PA		03/26/2019		306,781	0	0	0	0	0	0	306,781	306,781	0	0	0
901001752	Branford	CT		03/13/2019		80,434	0	0	0	0	0	0	80,434	80,434	0	0	0
901001753	Carlsbad	CA		02/28/2019		36,010	0	0	0	0	0	0	36,010	36,010	0	0	0
901001754	Roseville	MIN.		04/10/2019		34,178	0	0	0	0	0	0	34,178	34,178	0	0	0
901001757	Manchester	NH		03/27/2019		120,709	0	0	0	0	0	0	120,709	120,709	0	0	0
901001758	Huntersville	NC		04/08/2019		49,049	0	0	0	0	0	0	49,049	49,049	0	0	0

E02.10



STATEMENT AS OF SEPTEMBER 30, 2023 OF GENWORTH LIFE INSURANCE COMPANY

**SCHEDULE B - PART 3**

Showing All Mortgage Loans DISPOSED, Transferred or Repaid During the Current Quarter

1 Loan Number	2 Location		4 Loan Type	5 Date Acquired	6 Disposal Date	7 Book Value/ Recorded Investment Excluding Accrued Interest Prior Year	8 Change in Book Value/Recorded Investment						14 Book Value/ Recorded Investment Excluding Accrued Interest on Disposal	15 Consid- eration	16 Foreign Exchange Gain (Loss) on Disposal	17 Realized Gain (Loss) on Disposal	18 Total Gain (Loss) on Disposal
	2 City	3 State					8 Unrealized Valuation Increase (Decrease)	9 Current Year's (Amortization) /Accretion	10 Current Year's Other- Than- Temporary Impairment Recognized	11 Capitalized Deferred Interest and Other	12 Total Change in Book Value (8+9-10+11)	13 Total Foreign Exchange Change in Book Value					
901001760	Durham	NC		04/04/2019		17,091	0	0	0	0	0	0	17,091	17,091	0	0	0
901001761	Copperas Cove	TX		03/29/2019		75,404	0	0	0	0	0	0	75,404	75,404	0	0	0
901001762	Weymouth	MA		04/01/2019		17,145	0	0	0	0	0	0	17,145	17,145	0	0	0
901001765	Sparta	NJ		08/14/2019		107,691	0	0	0	0	0	0	107,691	107,691	0	0	0
901001767	St Paul	MIN.		04/15/2019		67,050	0	0	0	0	0	0	67,050	67,050	0	0	0
901001769	Brighton	CO		04/11/2019		22,241	0	0	0	0	0	0	22,241	22,241	0	0	0
901001771	Upper Marlboro	MD		05/15/2019		60,907	0	0	0	0	0	0	60,907	60,907	0	0	0
901001772	Mayfield	OH		04/09/2019		25,512	0	0	0	0	0	0	25,512	25,512	0	0	0
901001773	Richmond	VA		02/21/2019		89,716	0	0	0	0	0	0	89,716	89,716	0	0	0
901001778	Ellicott City	MD		05/08/2019		17,022	0	0	0	0	0	0	17,022	17,022	0	0	0
901001779	Chaska	MIN.		05/08/2019		28,414	0	0	0	0	0	0	28,414	28,414	0	0	0
901001780	Carlsbad	CA		03/15/2019		36,818	0	0	0	0	0	0	36,818	36,818	0	0	0
901001781	Westminster	CO		04/11/2019		19,301	0	0	0	0	0	0	19,301	19,301	0	0	0
901001782	Queen Creek	AZ		05/23/2019		58,645	0	0	0	0	0	0	58,645	58,645	0	0	0
901001783	Everett	WA		05/06/2019		16,120	0	0	0	0	0	0	16,120	16,120	0	0	0
901001785	Gahanna	OH		08/20/2019		23,384	0	0	0	0	0	0	23,384	23,384	0	0	0
901001787	Boulder	CO		05/01/2019		37,643	0	0	0	0	0	0	37,643	37,643	0	0	0
901001788	Frankfort	IL		08/30/2019		11,499	0	0	0	0	0	0	11,499	11,499	0	0	0
901001789	Prosper	TX		06/19/2019		99,027	0	0	0	0	0	0	99,027	99,027	0	0	0
901001790	Ft Worth	TX		08/02/2019		54,215	0	0	0	0	0	0	54,215	54,215	0	0	0
901001791	Grand Prairie	TX		07/12/2019		55,855	0	0	0	0	0	0	55,855	55,855	0	0	0
901001792	Lenoir	NC		06/27/2019		58,326	0	0	0	0	0	0	58,326	58,326	0	0	0
901001793	Chicago	IL		05/16/2019		29,388	0	0	0	0	0	0	29,388	29,388	0	0	0
901001797	Jacksonville	FL		06/26/2019		15,545	0	0	0	0	0	0	15,545	15,545	0	0	0
901001799	Draper	UT		06/04/2019		20,334	0	0	0	0	0	0	20,334	20,334	0	0	0
901001803	Wilsonville	OR		06/28/2019		63,558	0	0	0	0	0	0	63,558	63,558	0	0	0
901001806	Denver	CO		08/06/2019		48,922	0	0	0	0	0	0	48,922	48,922	0	0	0
901001826	Minneapolis	MIN.		11/07/2019		40,042	0	0	0	0	0	0	40,042	40,042	0	0	0
901001835	West Columbia	SC		11/27/2019		31,026	0	0	0	0	0	0	31,026	31,026	0	0	0
901001836	San Rafeal	CA		11/19/2019		19,570	0	0	0	0	0	0	19,570	19,570	0	0	0
901001840	Dallas	TX		11/18/2019		33,976	0	0	0	0	0	0	33,976	33,976	0	0	0
901001841	Mesa	AZ		12/27/2019		41,080	0	0	0	0	0	0	41,080	41,080	0	0	0
901001842	Phoenix	AZ		11/27/2019		25,685	0	0	0	0	0	0	25,685	25,685	0	0	0
901001843	Virginia Beach	VA		03/06/2020		32,191	0	0	0	0	0	0	32,191	32,191	0	0	0
901001844	Belleveue	WA		12/11/2019		113,802	0	0	0	0	0	0	113,802	113,802	0	0	0
901001849	Prosper	TX		03/20/2020		32,744	0	0	0	0	0	0	32,744	32,744	0	0	0
901001851	Colorado Springs	CO		12/16/2019		57,680	0	0	0	0	0	0	57,680	57,680	0	0	0
901001855	Cockysville	MD		01/13/2020		31,952	0	0	0	0	0	0	31,952	31,952	0	0	0
901001856	Brighton	CO		12/23/2019		70,571	0	0	0	0	0	0	70,571	70,571	0	0	0
901001857	Timonium	MD		12/31/2019		56,663	0	0	0	0	0	0	56,663	56,663	0	0	0
901001858	Grand Forks	ND		01/29/2020		55,721	0	0	0	0	0	0	55,721	55,721	0	0	0
901001864	Denver	CO		04/22/2020		57,115	0	0	0	0	0	0	57,115	57,115	0	0	0
901001865	Gilbert	AZ		02/27/2020		188,362	0	0	0	0	0	0	188,362	188,362	0	0	0
901001867	Streamwood	IL		02/10/2020		48,589	0	0	0	0	0	0	48,589	48,589	0	0	0
901001870	Gaithersburg	MD		02/04/2020		47,602	0	0	0	0	0	0	47,602	47,602	0	0	0
901001871	Branford	CT		07/17/2020		63,666	0	0	0	0	0	0	63,666	63,666	0	0	0
901001872	Houston	TX		03/20/2020		72,291	0	0	0	0	0	0	72,291	72,291	0	0	0
901001876	Columbia	MD		06/10/2020		79,383	0	0	0	0	0	0	79,383	79,383	0	0	0
901001884	South Jordan	UT		03/05/2020		27,239	0	0	0	0	0	0	27,239	27,239	0	0	0
901001886	Kent	WA		04/08/2020		15,928	0	0	0	0	0	0	15,928	15,928	0	0	0
901001887	Sugarland	TX		07/24/2020		19,668	0	0	0	0	0	0	19,668	19,668	0	0	0

STATEMENT AS OF SEPTEMBER 30, 2023 OF GENWORTH LIFE INSURANCE COMPANY

**SCHEDULE B - PART 3**

Showing All Mortgage Loans DISPOSED, Transferred or Repaid During the Current Quarter

1 Loan Number	2 Location		4 Loan Type	5 Date Acquired	6 Disposal Date	7 Book Value/ Recorded Investment Excluding Accrued Interest Prior Year	8 Change in Book Value/Recorded Investment						14 Book Value/ Recorded Investment Excluding Accrued Interest on Disposal	15 Consid- eration	16 Foreign Exchange Gain (Loss) on Disposal	17 Realized Gain (Loss) on Disposal	18 Total Gain (Loss) on Disposal	
	2 City	3 State					8 Unrealized Valuation Increase (Decrease)	9 Current Year's (Amortization) /Accretion	10 Current Year's Other- Than- Temporary Impairment Recognized	11 Capitalized Deferred Interest and Other	12 Total Change in Book Value (8+9-10+11)	13 Total Foreign Exchange Change in Book Value						
901001890	Yaphank	NY		04/09/2020		206,126	0	0	0	0	0	0	0	206,126	206,126	0	0	0
901001891	Farmingdale	NY		07/02/2020		59,734	0	0	0	0	0	0	0	59,734	59,734	0	0	0
901001893	Geneva	IL		07/13/2020		27,840	0	0	0	0	0	0	0	27,840	27,840	0	0	0
901001894	Towson	MD		04/09/2020		24,125	0	0	0	0	0	0	0	24,125	24,125	0	0	0
901001898	Windsor Mill	MD		04/17/2020		37,783	0	0	0	0	0	0	0	37,783	37,783	0	0	0
901001902	Norfolk	VA		04/23/2020		24,979	0	0	0	0	0	0	0	24,979	24,979	0	0	0
901001903	San Rafael	CA		05/27/2020		55,215	0	0	0	0	0	0	0	55,215	55,215	0	0	0
901001904	Owings Mills	MD		05/01/2020		73,279	0	0	0	0	0	0	0	73,279	73,279	0	0	0
901001909	Jacksonville Beach	FL		05/27/2020		20,810	0	0	0	0	0	0	0	20,810	20,810	0	0	0
901001918	Tacoma	WA		10/08/2020		45,704	0	0	0	0	0	0	0	45,704	45,704	0	0	0
901001922	Plano	TX		07/24/2020		20,332	0	0	0	0	0	0	0	20,332	20,332	0	0	0
901001924	Delray Beach	FL		07/27/2020		30,683	0	0	0	0	0	0	0	30,683	30,683	0	0	0
901001926	Colorado Springs	CO		07/30/2020		15,341	0	0	0	0	0	0	0	15,341	15,341	0	0	0
901001927	Louisville	CO		08/05/2020		24,378	0	0	0	0	0	0	0	24,378	24,378	0	0	0
901001929	Hauppauge	NY		09/04/2020		23,221	0	0	0	0	0	0	0	23,221	23,221	0	0	0
901001930	Brea	CA		09/18/2020		17,141	0	0	0	0	0	0	0	17,141	17,141	0	0	0
901001931	Port St. Lucie	FL		08/13/2020		6,776	0	0	0	0	0	0	0	6,776	6,776	0	0	0
901001933	Reno	NV		02/25/2021		105,100	0	0	0	0	0	0	0	105,100	105,100	0	0	0
901001934	St Louis	MO		09/29/2020		25,340	0	0	0	0	0	0	0	25,340	25,340	0	0	0
901001936	Bowie	MD		07/30/2020		155,665	0	0	0	0	0	0	0	155,665	155,665	0	0	0
901001937	Tinley Park	IL		09/09/2020		32,992	0	0	0	0	0	0	0	32,992	32,992	0	0	0
901001938	Chicago Heights	IL		12/17/2020		20,425	0	0	0	0	0	0	0	20,425	20,425	0	0	0
901001939	Bronx	NY		09/14/2020		18,733	0	0	0	0	0	0	0	18,733	18,733	0	0	0
901001940	Leesburg	VA		11/18/2020		48,657	0	0	0	0	0	0	0	48,657	48,657	0	0	0
901001942	Itasca	IL		12/15/2020		21,088	0	0	0	0	0	0	0	21,088	21,088	0	0	0
901001943	Greenville	SC		10/27/2020		28,740	0	0	0	0	0	0	0	28,740	28,740	0	0	0
901001945	Nashville	TN		01/29/2021		102,927	0	0	0	0	0	0	0	102,927	102,927	0	0	0
901001946	Provo	UT		12/03/2020		85,842	0	0	0	0	0	0	0	85,842	85,842	0	0	0
901001947	Little Rock	AR		01/29/2021		25,213	0	0	0	0	0	0	0	25,213	25,213	0	0	0
901001948	Yakima	WA		12/07/2020		31,284	0	0	0	0	0	0	0	31,284	31,284	0	0	0
901001950	Matawan	NJ		12/08/2020		26,210	0	0	0	0	0	0	0	26,210	26,210	0	0	0
901001951	Parsippany	NJ		12/16/2020		26,384	0	0	0	0	0	0	0	26,384	26,384	0	0	0
901001952	Woodridge	IL		12/17/2020		28,845	0	0	0	0	0	0	0	28,845	28,845	0	0	0
901001953	Cantonsville	MD		12/02/2020		71,630	0	0	0	0	0	0	0	71,630	71,630	0	0	0
901001954	Beachwood	OH		06/10/2021		61,512	0	0	0	0	0	0	0	61,512	61,512	0	0	0
901001955	Parker	CO		03/19/2021		73,193	0	0	0	0	0	0	0	73,193	73,193	0	0	0
901001956	Florence	NJ		12/29/2020		98,118	0	0	0	0	0	0	0	98,118	98,118	0	0	0
901001959	Hartsdale	NY		01/29/2021		195,803	0	0	0	0	0	0	0	195,803	195,803	0	0	0
901001961	Pharr	TX		03/04/2021		34,676	0	0	0	0	0	0	0	34,676	34,676	0	0	0
901001962	Pharr	TX		04/15/2021		61,145	0	0	0	0	0	0	0	61,145	61,145	0	0	0
901001964	Lake Placid	FL		12/30/2020		9,894	0	0	0	0	0	0	0	9,894	9,894	0	0	0
901001965	Fair Haven	NJ		02/05/2021		70,974	0	0	0	0	0	0	0	70,974	70,974	0	0	0
901001966	Mountlake Terrace	WA		02/18/2021		7,425	0	0	0	0	0	0	0	7,425	7,425	0	0	0
901001968	Phoenix	AZ		04/15/2021		12,384	0	0	0	0	0	0	0	12,384	12,384	0	0	0
901001969	Crystal Lake	IL		02/26/2021		30,696	0	0	0	0	0	0	0	30,696	30,696	0	0	0
901001970	Lynnwood	WA		03/04/2021		42,742	0	0	0	0	0	0	0	42,742	42,742	0	0	0
901001971	Little Elm	TX		02/16/2021		27,065	0	0	0	0	0	0	0	27,065	27,065	0	0	0
901001972	Westport	CT		04/28/2021		64,806	0	0	0	0	0	0	0	64,806	64,806	0	0	0
901001975	Tucson	AZ		02/19/2021		90,733	0	0	0	0	0	0	0	90,733	90,733	0	0	0
901001977	Minneapolis	MN		04/19/2021		141,985	0	0	0	0	0	0	0	141,985	141,985	0	0	0
901001978	Haverstown	PA		04/13/2021		16,756	0	0	0	0	0	0	0	16,756	16,756	0	0	0

E02.12

STATEMENT AS OF SEPTEMBER 30, 2023 OF GENWORTH LIFE INSURANCE COMPANY

**SCHEDULE B - PART 3**

Showing All Mortgage Loans DISPOSED, Transferred or Repaid During the Current Quarter

1 Loan Number	2 Location		4 Loan Type	5 Date Acquired	6 Disposal Date	7 Book Value/ Recorded Investment Excluding Accrued Interest Prior Year	8 Change in Book Value/Recorded Investment					14 Book Value/ Recorded Investment Excluding Accrued Interest on Disposal	15 Consid- eration	16 Foreign Exchange Gain (Loss) on Disposal	17 Realized Gain (Loss) on Disposal	18 Total Gain (Loss) on Disposal	
	2 City	3 State					8 Unrealized Valuation Increase (Decrease)	9 Current Year's (Amortization) /Accretion	10 Current Year's Other- Than- Temporary Impairment Recognized	11 Capitalized Deferred Interest and Other	12 Total Change in Book Value (8+9-10+11)						13 Total Foreign Exchange Change in Book Value
901001979	Owings Mills	MD		04/23/2021		38,543	0	0	0	0	0	0	38,543	38,543	0	0	0
901001988	Concord	NC		05/04/2021		27,385	0	0	0	0	0	0	27,385	27,385	0	0	0
901001990	Clifton	NJ		04/30/2021		153,356	0	0	0	0	0	0	153,356	153,356	0	0	0
901001991	Chicago	IL		05/21/2021		28,739	0	0	0	0	0	0	28,739	28,739	0	0	0
901001995	Commerce City	CO		05/07/2021		16,001	0	0	0	0	0	0	16,001	16,001	0	0	0
901001996	Palantine	IL		06/25/2021		33,209	0	0	0	0	0	0	33,209	33,209	0	0	0
901001997	Suffolk	VA		04/22/2021		27,426	0	0	0	0	0	0	27,426	27,426	0	0	0
901002003	Lincolnton	NC		06/03/2021		26,919	0	0	0	0	0	0	26,919	26,919	0	0	0
901002004	Reno	NV		08/06/2021		78,302	0	0	0	0	0	0	78,302	78,302	0	0	0
901002006	Northglenn	CO		06/15/2021		75,376	0	0	0	0	0	0	75,376	75,376	0	0	0
901002008	Fresno	CA		05/13/2021		39,807	0	0	0	0	0	0	39,807	39,807	0	0	0
901002015	Springfield	MO		08/09/2021		40,168	0	0	0	0	0	0	40,168	40,168	0	0	0
901002018	Spring Park	MN		05/26/2021		23,162	0	0	0	0	0	0	23,162	23,162	0	0	0
901002019	Shawnee	KS		07/07/2021		32,495	0	0	0	0	0	0	32,495	32,495	0	0	0
901002022	Middle River	MD		06/10/2021		140,237	0	0	0	0	0	0	140,237	140,237	0	0	0
901002023	Warminster	PA		06/11/2021		54,733	0	0	0	0	0	0	54,733	54,733	0	0	0
901002026	Bowie	MD		06/16/2021		78,933	0	0	0	0	0	0	78,933	78,933	0	0	0
901002027	Cuyahoga Falls	OH		07/14/2021		13,071	0	0	0	0	0	0	13,071	13,071	0	0	0
901002028	Lakewood	CO		05/26/2021		38,998	0	0	0	0	0	0	38,998	38,998	0	0	0
901002030	Mundelein	IL		06/22/2021		27,055	0	0	0	0	0	0	27,055	27,055	0	0	0
901002031	College Point	NY		07/14/2021		37,570	0	0	0	0	0	0	37,570	37,570	0	0	0
901002034	High Point	NC		06/21/2021		25,586	0	0	0	0	0	0	25,586	25,586	0	0	0
901002035	Brevard	NC		06/24/2021		46,520	0	0	0	0	0	0	46,520	46,520	0	0	0
901002036	Raleigh	NC		06/17/2021		78,005	0	0	0	0	0	0	78,005	78,005	0	0	0
901002037	Holly Springs	NC		06/17/2021		57,552	0	0	0	0	0	0	57,552	57,552	0	0	0
901002038	Raleigh	NC		06/17/2021		21,404	0	0	0	0	0	0	21,404	21,404	0	0	0
901002039	Sanford	NC		06/17/2021		26,160	0	0	0	0	0	0	26,160	26,160	0	0	0
901002041	New Castle	DE		12/02/2021		12,824	0	0	0	0	0	0	12,824	12,824	0	0	0
901002044	Amarillo	TX		10/28/2021		85,169	0	0	0	0	0	0	85,169	85,169	0	0	0
901002045	Frisco	TX		09/03/2021		59,236	0	0	0	0	0	0	59,236	59,236	0	0	0
901002048	Vancouver	WA		06/28/2021		122,586	0	0	0	0	0	0	122,586	122,586	0	0	0
901002053	League City	TX		06/30/2021		32,237	0	0	0	0	0	0	32,237	32,237	0	0	0
901002055	Phoenix	AZ		08/17/2021		15,577	0	0	0	0	0	0	15,577	15,577	0	0	0
901002057	Davenport	IA		08/26/2021		16,675	0	0	0	0	0	0	16,675	16,675	0	0	0
901002058	Davenport	IA		08/26/2021		13,454	0	0	0	0	0	0	13,454	13,454	0	0	0
901002060	Spanish Fork	UT		08/06/2021		71,494	0	0	0	0	0	0	71,494	71,494	0	0	0
901002061	Las Vegas	NV		08/25/2021		43,552	0	0	0	0	0	0	43,552	43,552	0	0	0
901002064	White Settlement	TX		08/31/2021		46,496	0	0	0	0	0	0	46,496	46,496	0	0	0
901002066	Henderson	NV		07/29/2021		132,451	0	0	0	0	0	0	132,451	132,451	0	0	0
901002067	Sparks	NV		08/19/2021		39,699	0	0	0	0	0	0	39,699	39,699	0	0	0
901002069	Chicago	IL		08/27/2021		11,373	0	0	0	0	0	0	11,373	11,373	0	0	0
901002070	Chicago	IL		08/27/2021		12,636	0	0	0	0	0	0	12,636	12,636	0	0	0
901002092	Burbank	CA		04/20/2022		199,750	0	0	0	0	0	0	199,750	199,750	0	0	0
901002098	Puyallup	WA		11/22/2021		98,855	0	0	0	0	0	0	98,855	98,855	0	0	0
901002102	Baltimore	MD		11/24/2021		29,569	0	0	0	0	0	0	29,569	29,569	0	0	0
901002104	Waunakee	WI		12/09/2021		30,146	0	0	0	0	0	0	30,146	30,146	0	0	0
901002105	Brookfield	WI		12/09/2021		50,022	0	0	0	0	0	0	50,022	50,022	0	0	0
901002106	Springfield	PA		12/22/2021		76,781	0	0	0	0	0	0	76,781	76,781	0	0	0
901002107	Golden	CO		01/21/2022		105,698	0	0	0	0	0	0	105,698	105,698	0	0	0
901002110	Jacksonville	FL		02/25/2022		78,529	0	0	0	0	0	0	78,529	78,529	0	0	0
901002112	Jacksonville	FL		02/25/2022		122,907	0	0	0	0	0	0	122,907	122,907	0	0	0

STATEMENT AS OF SEPTEMBER 30, 2023 OF GENWORTH LIFE INSURANCE COMPANY

**SCHEDULE B - PART 3**

Showing All Mortgage Loans DISPOSED, Transferred or Repaid During the Current Quarter

1 Loan Number	2 Location		4 Loan Type	5 Date Acquired	6 Disposal Date	7 Book Value/ Recorded Investment Excluding Accrued Interest Prior Year	8 Change in Book Value/Recorded Investment					14 Book Value/ Recorded Investment Excluding Accrued Interest on Disposal	15 Consid- eration	16 Foreign Exchange Gain (Loss) on Disposal	17 Realized Gain (Loss) on Disposal	18 Total Gain (Loss) on Disposal	
	2 City	3 State					8 Unrealized Valuation Increase (Decrease)	9 Current Year's (Amortization) /Accretion	10 Current Year's Other- Than- Temporary Impairment Recognized	11 Capitalized Deferred Interest and Other	12 Total Change in Book Value (8+9-10+11)						13 Total Foreign Exchange Change in Book Value
901002113	Jacksonville	FL		02/25/2022		91,075	0	0	0	0	0	0	91,075	91,075	0	0	0
901002114	Sachse	TX		01/27/2022		19,058	0	0	0	0	0	0	19,058	19,058	0	0	0
901002115	Richboro	PA		04/29/2022		94,320	0	0	0	0	0	0	94,320	94,320	0	0	0
901002118	Commack	NY		05/27/2022		13,742	0	0	0	0	0	0	13,742	13,742	0	0	0
901002119	Commack	NY		05/27/2022		36,389	0	0	0	0	0	0	36,389	36,389	0	0	0
901002120	Orland Hills	IL		01/20/2022		68,440	0	0	0	0	0	0	68,440	68,440	0	0	0
901002121	New Brunswick	NJ		02/02/2022		119,739	0	0	0	0	0	0	119,739	119,739	0	0	0
901002126	Boulder	CO		02/28/2022		7,204	0	0	0	0	0	0	7,204	7,204	0	0	0
901002127	Boulder	CO		02/28/2022		6,920	0	0	0	0	0	0	6,920	6,920	0	0	0
901002128	Porterville	CA		05/02/2022		49,818	0	0	0	0	0	0	49,818	49,818	0	0	0
901002136	Jacksonville	FL		02/25/2022		64,540	0	0	0	0	0	0	64,540	64,540	0	0	0
901002138	Compton	CA		04/29/2022		45,719	0	0	0	0	0	0	45,719	45,719	0	0	0
901002139	Mt Vernon	WA		03/22/2022		74,272	0	0	0	0	0	0	74,272	74,272	0	0	0
901002146	Plano	TX		05/05/2022		76,674	0	0	0	0	0	0	76,674	76,674	0	0	0
901002150	Austin	TX		09/01/2022		89,841	0	0	0	0	0	0	89,841	89,841	0	0	0
901002153	Geneva	IL		05/02/2022		74,834	0	0	0	0	0	0	74,834	74,834	0	0	0
901002154	Miamisburg	OH		04/07/2022		14,179	0	0	0	0	0	0	14,179	14,179	0	0	0
901002155	Independence	KY		04/07/2022		13,534	0	0	0	0	0	0	13,534	13,534	0	0	0
901002158	Syosset	NY		05/23/2022		33,855	0	0	0	0	0	0	33,855	33,855	0	0	0
901002159	Jacksonville	FL		06/24/2022		31,863	0	0	0	0	0	0	31,863	31,863	0	0	0
901002162	Hanover	MD		05/06/2022		130,592	0	0	0	0	0	0	130,592	130,592	0	0	0
901002166	Henderson	NV		07/29/2022		125,566	0	0	0	0	0	0	125,566	125,566	0	0	0
901002167	Lewisville	TX		06/10/2022		32,347	0	0	0	0	0	0	32,347	32,347	0	0	0
901002168	Vancouver	WA		05/25/2022		15,685	0	0	0	0	0	0	15,685	15,685	0	0	0
901002170	Chicago	IL		05/31/2022		16,579	0	0	0	0	0	0	16,579	16,579	0	0	0
901002171	Phoenix	AZ		05/12/2022		30,814	0	0	0	0	0	0	30,814	30,814	0	0	0
901002172	St. Petersburg	FL		05/09/2022		11,565	0	0	0	0	0	0	11,565	11,565	0	0	0
901002173	Annapolis	MD		07/01/2022		188,392	0	0	0	0	0	0	188,392	188,392	0	0	0
901002174	Chicago	IL		05/18/2022		15,689	0	0	0	0	0	0	15,689	15,689	0	0	0
901002175	Fountain	CO		05/12/2022		17,162	0	0	0	0	0	0	17,162	17,162	0	0	0
901002176	Albuquerque	NM		05/23/2022		15,421	0	0	0	0	0	0	15,421	15,421	0	0	0
901002177	Albuquerque	NM		05/23/2022		8,996	0	0	0	0	0	0	8,996	8,996	0	0	0
901002179	Clarksville	TN		06/17/2022		34,982	0	0	0	0	0	0	34,982	34,982	0	0	0
901002182	Hutto	TX		05/27/2022		22,942	0	0	0	0	0	0	22,942	22,942	0	0	0
901002183	South Ogden	UT		06/10/2022		27,767	0	0	0	0	0	0	27,767	27,767	0	0	0
901002184	New Hope	PA		06/29/2022		53,706	0	0	0	0	0	0	53,706	53,706	0	0	0
901002187	Glendale	AZ		06/15/2022		72,916	0	0	0	0	0	0	72,916	72,916	0	0	0
901002188	Glendale	AZ		06/06/2022		29,074	0	0	0	0	0	0	29,074	29,074	0	0	0
901002189	Salem	OR		06/06/2022		34,718	0	0	0	0	0	0	34,718	34,718	0	0	0
901002195	Fort Wright	KY		06/17/2022		21,688	0	0	0	0	0	0	21,688	21,688	0	0	0
901002196	Arlington	TX		06/29/2022		13,958	0	0	0	0	0	0	13,958	13,958	0	0	0
901002207	Houston	TX		06/29/2022		36,262	0	0	0	0	0	0	36,262	36,262	0	0	0
901002209	Jacksonville	FL		08/30/2022		16,471	0	0	0	0	0	0	16,471	16,471	0	0	0
901002210	Jacksonville	FL		08/30/2022		37,435	0	0	0	0	0	0	37,435	37,435	0	0	0
901002211	Jacksonville	FL		08/30/2022		20,215	0	0	0	0	0	0	20,215	20,215	0	0	0
901002212	Fulton	MD		08/18/2022		108,107	0	0	0	0	0	0	108,107	108,107	0	0	0
901002213	Fulton	MD		08/18/2022		108,107	0	0	0	0	0	0	108,107	108,107	0	0	0
901002215	Royersford	PA		09/30/2022		11,494	0	0	0	0	0	0	11,494	11,494	0	0	0
901002216	Royersford	PA		09/30/2022		10,712	0	0	0	0	0	0	10,712	10,712	0	0	0
901002219	Yorkville	IL		08/30/2022		14,750	0	0	0	0	0	0	14,750	14,750	0	0	0
901002220	Lakewood	CO		07/21/2022		6,552	0	0	0	0	0	0	6,552	6,552	0	0	0

E02.14

STATEMENT AS OF SEPTEMBER 30, 2023 OF GENWORTH LIFE INSURANCE COMPANY

**SCHEDULE B - PART 3**

Showing All Mortgage Loans DISPOSED, Transferred or Repaid During the Current Quarter

1 Loan Number	2 Location		4 Loan Type	5 Date Acquired	6 Disposal Date	7 Book Value/ Recorded Investment Excluding Accrued Interest Prior Year	8 Change in Book Value/Recorded Investment					14 Book Value/ Recorded Investment Excluding Accrued Interest on Disposal	15 Consid- eration	16 Foreign Exchange Gain (Loss) on Disposal	17 Realized Gain (Loss) on Disposal	18 Total Gain (Loss) on Disposal	
	2 City	3 State					8 Unrealized Valuation Increase (Decrease)	9 Current Year's (Amortization) /Accretion	10 Current Year's Other- Than- Temporary Impairment Recognized	11 Capitalized Deferred Interest and Other	12 Total Change in Book Value (8+9-10+11)						13 Total Foreign Exchange Change in Book Value
901002221	Pleasant Grove	UT		08/31/2022		152,325	0	0	0	0	0	0	152,325	152,325	0	0	0
901002223	Farmingdale	NY		10/07/2022		102,968	0	0	0	0	0	0	102,968	102,968	0	0	0
901002224	Farmingdale	NY		10/07/2022		30,094	0	0	0	0	0	0	30,094	30,094	0	0	0
901002228	Largo	MD		02/28/2023		0	0	0	0	0	0	0	43,113	43,113	0	0	0
901002229	Largo	MD		02/28/2023		0	0	0	0	0	0	0	7,847	7,847	0	0	0
901002230	Willow Grove	PA		11/29/2022		59,854	0	0	0	0	0	0	59,854	59,854	0	0	0
901002231	Willow Grove	PA		11/29/2022		17,010	0	0	0	0	0	0	17,010	17,010	0	0	0
901002232	Manassas	VA		10/20/2022		87,419	0	0	0	0	0	0	87,419	87,419	0	0	0
901002233	Manassas	VA		10/20/2022		22,612	0	0	0	0	0	0	22,612	22,612	0	0	0
901002236	La Quinta	CA		12/08/2022		51,551	0	0	0	0	0	0	51,551	51,551	0	0	0
901002237	Westminster	CO		11/10/2022		48,164	0	0	0	0	0	0	48,164	48,164	0	0	0
901002238	Fountain Valley	CA		11/14/2022		10,876	0	0	0	0	0	0	10,876	10,876	0	0	0
901002239	Fountain Valley	CA		11/14/2022		14,793	0	0	0	0	0	0	14,793	14,793	0	0	0
901002241	Tigard	OR		12/28/2022		16,761	0	0	0	0	0	0	16,761	16,761	0	0	0
901002242	Clermont	FL		12/06/2022		9,778	0	0	0	0	0	0	9,778	9,778	0	0	0
901002244	District Heights	MD		12/22/2022		14,764	0	0	0	0	0	0	14,764	14,764	0	0	0
901002245	Homer Glen	IL		01/06/2023		0	0	0	0	0	0	0	34,551	34,551	0	0	0
901002247	Hampton	VA		12/22/2022		22,674	0	0	0	0	0	0	22,674	22,674	0	0	0
901002248	Clovis	CA		12/29/2022		72,799	0	0	0	0	0	0	72,799	72,799	0	0	0
901002252	San Francisco	CA		03/09/2023		0	0	0	0	0	0	0	58,897	58,897	0	0	0
901002253	Sparks	MD		03/28/2023		0	0	0	0	0	0	0	41,868	41,868	0	0	0
901002254	Silverdale	WA		05/05/2023		0	0	0	0	0	0	0	50,083	50,083	0	0	0
901002256	DENVER	CO		05/08/2023		0	0	0	0	0	0	0	6,670	6,670	0	0	0
901002258	Cartersville	GA		06/01/2023		0	0	0	0	0	0	0	42,413	42,413	0	0	0
901002259	Bloomfield Hills	MI		05/10/2023		0	0	0	0	0	0	0	9,601	9,601	0	0	0
901002260	Westerville	OH		06/01/2023		0	0	0	0	0	0	0	31,142	31,142	0	0	0
901002261	South Salt Lake City	UT		06/20/2023		0	0	0	0	0	0	0	47,160	47,160	0	0	0
901002262	Fulton	MD		05/31/2023		0	0	0	0	0	0	0	31,282	31,282	0	0	0
901002264	Norcross	GA		06/20/2023		0	0	0	0	0	0	0	33,927	33,927	0	0	0
901002269	White Marsh	MD		08/17/2023		0	0	0	0	0	0	0	31,025	31,025	0	0	0
901002551	Manchester	CT		04/10/2023		0	0	0	0	0	0	0	74,470	74,470	0	0	0
0299999. Mortgages with partial repayments						40,665,654	0	0	0	0	0	0	41,209,704	41,209,704	0	0	0
0599999 - Totals						72,618,192	0	0	0	0	0	0	73,162,243	73,162,243	0	0	0

E02.15

STATEMENT AS OF SEPTEMBER 30, 2023 OF GENWORTH LIFE INSURANCE COMPANY

**SCHEDULE BA - PART 2**

Showing Other Long-Term Invested Assets ACQUIRED AND ADDITIONS MADE During the Current Quarter

1 CUSIP Identification	2 Name or Description	3 Location		5 Name of Vendor or General Partner	6 NAIC Designation, NAIC Designation Modifier and SVO Admini- strative Symbol	7 Date Originally Acquired	8 Type and Strategy	9 Actual Cost at Time of Acquisition	10 Additional Investment Made After Acquisition	11 Amount of Encumbrances	12 Commitment for Additional Investment	13 Percentage of Ownership
		City	State									
	Advent International GPE X LP	Cayman Islands		Advent International GPE X LP		09/26/2022	3	0	1,593,750		17,500,000	0.298
	Aquiline Financials Services Fund V L.P.	Cayman Islands		Aquiline Financials Services Fund V L.P.		06/23/2023	3	0	2,509,156		17,500,001	1.228
	Audax Private Equity Fund VII-A, L.P.	Wilmington	DE	Audax Private Equity Fund VII-A, L.P.		08/07/2023	3	1,465,486	0		23,534,514	0.526
	Blackstone Capital Opportunities Fund IV LP	Wilmington	DE	Blackstone Capital Opportunities Fund IV LP		07/31/2020	2	0	1,419,215		12,582,967	0.418
	Blackstone Energy Partners III L.P.	Wilmington	DE	Blackstone Energy Partners III L.P.		11/27/2019	3	0	1,923,210		8,640,977	0.435
	Blackstone Life Sciences V L.P.	Wilmington	DE	Blackstone Life Sciences V L.P.		01/01/2020	3	0	228,465		6,359,103	0.217
	Blackstone Life Sciences Yield L.P.	Wilmington	DE	Blackstone Life Sciences Yield L.P.		03/25/2022	2	0	1,322,135		12,567,261	0.910
	Blackstone Tactical Opportunities Fund III L.P.	Wilmington	DE	Blackstone Tactical Opportunities Fund III L.P.		03/01/2019	3	0	1,797,132		9,350,528	0.530
	Blackstone Tactical Opportunities Fund IV L.P.	Wilmington	DE	Blackstone Tactical Opportunities Fund IV L.P.		08/07/2023	3	0	1,426,687		33,594,062	2.500
	Brookfield Infrastructure Fund IV-B	Wilmington	DE	Brookfield Infrastructure Fund IV-B		02/06/2020		0	306,818		1,624,260	0.093
	Brookfield Infrastructure Fund V-B, L.P.	Wilmington	DE	Brookfield Infrastructure Fund V-B, L.P.		05/24/2023	3	0	3,767,072		13,702,794	0.088
	Brynwood Partners IX, LP	Wilmington	DE	Brynwood Partners IX, LP		07/27/2023	3	0	5,497,526		25,584,803	3.529
	BV Investment Partners IX, L.P.	Wilmington	DE	BV Investment Partners IX, L.P.		11/27/2017		0	638,904		4,614,035	4.999
	BVIP Fund XI, L.P.	Wilmington	DE	BVIP Fund XI, L.P.		09/19/2023	3	0	1,827,986		12,808,943	0.857
	Charlesbank Equity Fund X, LP	Boston	MA	Charlesbank Equity Fund X, LP		01/15/2021	3	0	2,456,336		11,461,429	0.824
	Charlesbank Technology Opportunities Fund, Limited Partnership	Boston	MA	Charlesbank Technology Opportunities Fund, Limited Partnership		01/31/2020	3	0	2,954,626		3,092,798	2.020
	Clairvest Equity Partners VI-A Limited Partnership	Canada		Clairvest Equity Partners VI-A Limited Partnership		05/01/2019	3	0	1,435,398		4,891,895	5.307
	Dominus Capital Partners III, L.P.	Wilmington	DE	Dominus Capital Partners III, L.P.		09/30/2019	3	0	28,686		765,287	1.075
	Enhanced NextCare Fund, L.P.	Wilmington	DE	Enhanced NextCare Fund, L.P.		07/12/2021	3	0	157,640		125,176	4.046
	Further Global Capital Partners, L.P.	Cayman Islands		Further Global Capital Partners, L.P.		09/30/2019	3	0	753,362		2,794,938	4.909
	Genstar Capital Partners X, L.P.	Wilmington	DE	Genstar Capital Partners X, L.P.		05/01/2021	3	0	2,971,851		10,170,506	0.463
	Genstar X Opportunities Fund I, L.P.	Wilmington	DE	Genstar X Opportunities Fund I, L.P.		08/27/2021	3	0	16,115		1,990,527	0.489
	GOODE PARTNERS CONSUMER FUND III	Wilmington	DE	GOODE PARTNERS CONSUMER FUND III		12/29/2015	3	0	105,446		402,631	6.317
	GTCR Fund XII/A LP	Wilmington	DE	GTCR Fund XII/A LP		05/01/2018	3	0	237,916		4,310,923	0.530
	GTCR Fund XIII LP	Wilmington	DE	GTCR Fund XIII LP		10/27/2020	3	0	202,500		12,011,124	0.416
	Kinderhook Capital Fund 7, L.P.	Wilmington	DE	Kinderhook Capital Fund 7, L.P.		02/28/2022	3	0	2,669,557		16,251,407	1.470
	Kinderhook Capital Fund V, L.P.	Wilmington	DE	Kinderhook Capital Fund V, L.P.		01/01/2018	3	0	226,667		3,255,842	1.892
	Levine Leichtman Capital Partners VI, L.P.	Wilmington	DE	Levine Leichtman Capital Partners VI, L.P.		06/21/2018	3	0	332,478		1,016,914	0.548
	M/C Partners VIII, L.P.	Wilmington	DE	M/C Partners VIII, L.P.		03/01/2019		0	957,663		4,345,401	5.714
	MidOcean Partners V, L.P.	Wilmington	DE	MidOcean Partners V, L.P.		06/01/2018	3	0	247,823		2,067,826	1.540
	MidOcean Partners VI, L.P.	Wilmington	DE	MidOcean Partners VI, L.P.		08/24/2022	3	0	868,509		15,579,615	1.321
	Nautic Partners X, L.P.	Wilmington	DE	Nautic Partners X, L.P.		01/27/2022	3	0	58,080		19,889,560	1.598
	NB Credit Opportunities Fund II, L.P.	Newark	DE	NB Credit Opportunities Fund II, L.P.		01/11/2023	2	0	2,044,893		9,553,687	2.199
	NB Entrust Aggregator LP	Newark	DE	NB Entrust Aggregator LP		08/18/2023	3	8,000,000	0		0	2.000
	NB Select Opportunities Fund V LP	Newark	DE	NB Select Opportunities Fund V LP		05/03/2022	3	0	4,500,000		4,500,000	3.318
	New Enterprise Associates 17, L.P.	Wilmington	DE	New Enterprise Associates 17, L.P.		07/01/2019	1	0	100,000		2,050,000	0.262
	New Enterprise Associates 18, L.P.	Wilmington	DE	New Enterprise Associates 18, L.P.		02/14/2022	1	0	100,000		7,350,000	0.324
	New Mountain Partners VI, L.P.	Wilmington	DE	New Mountain Partners VI, L.P.		04/21/2020	3	0	2,478,743		8,469,262	0.304
	NGP Natural Resources XII, L.P.	Dover	DE	NGP Natural Resources XII, L.P.		07/03/2018	3	0	209,674		1,491,150	0.136
	North Castle Partners VII, L.P.	Wilmington	DE	North Castle Partners VII, L.P.		12/27/2018	3	0	318,036		2,714,951	7.331
	PA DIRECT CREDIT OPPORTUNITIES FUND II, L.P.	Wilmington	DE	PA DIRECT CREDIT OPPORTUNITIES FUND II, L.P.		05/15/2017	2	0	21,083		1,638,277	2.351
	PEG Aggregator 2022 L.P.	Wilmington	DE	PEG Aggregator 2022 L.P.		04/18/2022	3	0	895,522		9,788,371	14.925
	PEG Aggregator 2023 L.P.	Wilmington	DE	PEG Aggregator 2023 L.P.		06/20/2023	3	0	9,456,522		14,539,489	6.522
	PEG Global Private Equity VIII L.P.	Wilmington	DE	PEG Global Private Equity VIII L.P.		03/04/2019		0	2,823,529		10,714,278	5.782
	Platinum Equity Capital Partners VI, L.P.	Wilmington	DE	Platinum Equity Capital Partners VI, L.P.		12/12/2022	3	0	1,019,678		21,940,144	0.234
	Quad-C Partners IX, L.P.	Wilmington	DE	Quad-C Partners IX, L.P.		04/26/2017	3	0	90,455		740,693	1.538
	Quad-C Partners X, L.P.	Wilmington	DE	Quad-C Partners X, L.P.		12/27/2021	3	0	4,271,631		15,652,405	1.936

E03

STATEMENT AS OF SEPTEMBER 30, 2023 OF GENWORTH LIFE INSURANCE COMPANY

**SCHEDULE BA - PART 2**

Showing Other Long-Term Invested Assets ACQUIRED AND ADDITIONS MADE During the Current Quarter

1 CUSIP Identification	2 Name or Description	Location		5 Name of Vendor or General Partner	6 NAIC Designation, NAIC Designation Modifier and SVO Administrative Symbol	7 Date Originally Acquired	8 Type and Strategy	9 Actual Cost at Time of Acquisition	10 Additional Investment Made After Acquisition	11 Amount of Encumbrances	12 Commitment for Additional Investment	13 Percentage of Ownership
		3 City	4 State									
	Silver Oak Services Partners III, L.P.	Wilmington	DE	Silver Oak Services Partners III, L.P.		11/21/2016	3	0	73,950		1,022,550	5.566
	STONEPEAK INFRASTRUCTURE FUND III LP	Wilmington	DE	STONEPEAK INFRASTRUCTURE FUND III LP		06/25/2018		0	68,694		3,518,764	0.316
	Strategic Partners GP Solutions L.P.	Wilmington	DE	Strategic Partners GP Solutions L.P.		03/25/2022	3	0	750,000		18,803,319	1.554
	Strategic Partners Infrastructure III L.P.	Wilmington	DE	Strategic Partners Infrastructure III L.P.		04/14/2020		0	6,140,431		26,090,228	1.651
	Strategic Partners IX L.P.	Wilmington	DE	Strategic Partners IX L.P.		12/22/2021	3	0	1,603,212		38,553,539	0.274
	Summit Partners Growth Equity Fund X-A, L.P.	Cayman Islands		Summit Partners Growth Equity Fund X-A, L.P.		03/01/2019		0	957,938		11,171,910	1.290
	Summit Partners Growth Equity Fund XI, L.P.	Wilmington	DE	Summit Partners Growth Equity Fund XI, L.P.		09/29/2022	3	0	291,203		19,948,204	0.638
	Tailwind Capital Partners III, L.P.	Wilmington	DE	Tailwind Capital Partners III, L.P.		09/26/2018		0	194,345		6,162,701	1.623
	Thoma Bravo Discover Fund IV, L.P.	Wilmington	DE	Thoma Bravo Discover Fund IV, L.P.		12/08/2022	3	0	786,200		5,815,779	0.284
	Trident IX, L.P.	Cayman Islands		Trident IX, L.P.		06/24/2022	3	0	2,515,964		10,719,404	0.382
	Veritas Capital Vantage Fund, L.P.	Wilmington	DE	Veritas Capital Vantage Fund, L.P.		05/01/2021		0	463,333		8,148,744	0.754
	Warren Equity Partners Fund IV, L.P.	Wilmington	DE	Warren Equity Partners Fund IV, L.P.		01/24/2023	3	0	2,829,185		12,128,255	1.818
	Wind Point Partners X, L.P.	Wilmington	DE	Wind Point Partners X, L.P.		05/09/2023	3	0	2,721,062		12,905,654	1.893
<b>1999999. Joint Venture Interests - Common Stock - Unaffiliated</b>								9,465,486	88,663,992	0	600,519,805	XXX
	Blackstone Real Estate Partners IX L.P.	Wilmington	DE	Blackstone Real Estate Partners IX L.P.		03/01/2019		0	1,136,113		8,134,478	0.220
	Brookfield Strategic Real Estate Partners IV-B L.P.	Wilmington	DE	Brookfield Strategic Real Estate Partners IV-B L.P.		07/12/2021		0	1,851,417		10,565,091	0.160
	Praedium X Middle-Income Housing Fund, L.P.	Wilmington	DE	Praedium X Middle-Income Housing Fund, L.P.		04/11/2022		0	3,983,017		7,583,975	2.671
<b>2199999. Joint Venture Interests - Real Estate - Unaffiliated</b>								0	6,970,547	0	26,283,544	XXX
401378-AC-8	GUARDIAN LIFE INSURANCE COMPANY OF AMERICA			KEYBANC CAPITAL MARKET	1.D FE	01/17/2017			756,530			
575767-AN-8	MASSACHUSETTS MUTUAL LIFE INSURANCE CO			WELLS FARGO BANK	1.D FE	10/22/2019			1,079,243			
649526-AE-8	NEW YORK LIFE INSURANCE COMPANY			MORGAN STANLEY	1.C FE	05/08/2003			1,545,513			
668138-AE-0	NORTHWESTERN MUTUAL LIFE INSURANCE COMPANY (THE)			WELLS FARGO BANK	1.C FE	08/03/2023			533,364			
<b>2799999. Surplus Debentures, etc - Unaffiliated</b>								533,364	3,381,286	0	0	XXX
<b>6099999. Total - Unaffiliated</b>								9,998,850	99,015,825	0	626,803,349	XXX
<b>6199999. Total - Affiliated</b>								0	0	0	0	XXX
<b>6299999 - Totals</b>								9,998,850	99,015,825	0	626,803,349	XXX

**SCHEDULE BA - PART 3**

Showing Other Long-Term Invested Assets DISPOSED, Transferred or Repaid During the Current Quarter

1 CUSIP Identification	2 Name or Description	Location		5 Name of Purchaser or Nature of Disposal	6 Date Originally Acquired	7 Disposal Date	8 Book/ Adjusted Carrying Value Less Encumbrances, Prior Year	Change in Book/Adjusted Carrying Value						15 Book/ Adjusted Carrying Value Less Encumbrances on Disposal	16 Consid-eration	17 Foreign Exchange Gain (Loss) on Disposal	18 Realized Gain (Loss) on Disposal	19 Total Gain (Loss) on Disposal	20 Invest-ment Income	
		3 City	4 State					9 Unrealized Valuation Increase (De-crease)	10 Current Year's (Depre-ciation) or (Amorti-zation)/ Accretion	11 Current Year's Other Than Temporary Impair-ment Recogn-ized	12 Capital-ized Deferred Interest and Other	13 Total Change in Book/ Adjusted Carrying Value (9+10-11+12)	14 Total Foreign Exchange Change in Book/ Adjusted Carrying Value							
	AG Credit Solutions Fund, L.P.	Dover	DE	CAPITAL DISTRIBUTION	02/03/2020	09/30/2023	3,414,897													
	Aquiline Financial Services Fund IV L.P.	Cayman Islands		CAPITAL DISTRIBUTION	08/02/2019	09/29/2023	752,351													
	Aquiline Financials Services Fund V L.P.	Cayman Islands		CAPITAL DISTRIBUTION	06/23/2023	09/29/2023	0													

E03.1

STATEMENT AS OF SEPTEMBER 30, 2023 OF GENWORTH LIFE INSURANCE COMPANY

**SCHEDULE BA - PART 3**

Showing Other Long-Term Invested Assets DISPOSED, Transferred or Repaid During the Current Quarter

1	2	Location		5	6	7	8	Change in Book/Adjusted Carrying Value						15	16	17	18	19	20
		3	4					9	10	11	12	13	14						
CUSIP Identification	Name or Description	City	State	Name of Purchaser or Nature of Disposal	Date Originally Acquired	Disposal Date	Book/Adjusted Carrying Value Less Encumbrances, Prior Year	Unrealized Valuation Increase (Decrease)	Current Year's (Depreciation) or (Amortization)/Accretion	Current Year's Other Than Temporary Impairment Recognized	Capitalized Deferred Interest and Other	Total Change in Book/Adjusted Carrying Value (9+10-11+12)	Total Foreign Exchange Change in Book/Adjusted Carrying Value	Book/Adjusted Carrying Value Less Encumbrances on Disposal	Consideration	Foreign Exchange Gain (Loss) on Disposal	Realized Gain (Loss) on Disposal	Total Gain (Loss) on Disposal	Investment Income
	BID II Note Issuer L.P.	Cayman Islands		CAPITAL DISTRIBUTION	08/07/2020	09/30/2023	182,467					0		182,467	182,467		0	0	154,955
	Black Mountain Sand Holdings LLC	Dover	DE	CAPITAL DISTRIBUTION	07/03/2018	09/27/2023	314,592					0		314,592	314,592		0	0	0
	Blackstone Capital Opportunities Fund IV LP	Wilmington	DE	CAPITAL DISTRIBUTION	07/31/2020	09/14/2023	2,123					0		2,123	2,123		0	0	321,576
	Blackstone Energy Partners III L.P.	Wilmington	DE	CAPITAL DISTRIBUTION	11/27/2019	08/07/2023	91,726					0		91,726	91,726		0	0	9,715
	Blackstone Growth L.P.	Wilmington	DE	CAPITAL DISTRIBUTION	07/17/2020	09/28/2023	160,747					0		160,747	160,747		0	0	(58,010)
	Blackstone Life Sciences V L.P.	Wilmington	DE	CAPITAL DISTRIBUTION	01/01/2020	08/14/2023	1,414					0		1,414	1,414		0	0	(145,988)
	Blackstone Life Sciences Yield L.P.	Wilmington	DE	CAPITAL DISTRIBUTION	03/25/2022	09/30/2023	1,019,331					0		1,019,331	1,019,331		0	0	42,533
	Blackstone Tactical Opportunities Fund III L.P.	Wilmington	DE	CAPITAL DISTRIBUTION	03/01/2019	09/18/2023	366,954					0		366,954	366,954		0	0	696,105
	Blackstone Tactical Opportunities Fund IV L.P.	Wilmington	DE	CAPITAL DISTRIBUTION	08/07/2023	09/30/2023	0					0		(21,278)	(21,278)		0	0	31,451
	Brookfield Infrastructure Fund IV-B	Wilmington	DE	CAPITAL DISTRIBUTION	02/06/2020	09/18/2023	47,418					0		47,418	47,418		0	0	1,379,406
	Brookfield Infrastructure Fund V-B, L.P.	Wilmington	DE	CAPITAL DISTRIBUTION	05/24/2023	09/30/2023	0					0		440,081	440,081		0	0	(367,146)
	Brynwood Partners IX, LP	Wilmington	DE	CAPITAL DISTRIBUTION	07/27/2023	09/13/2023	0					0		1,522,715	1,522,715		0	0	(440,386)
	Brynwood Partners VIII L.P.	Wilmington	DE	CAPITAL DISTRIBUTION	04/20/2018	09/01/2023	301,230					0		301,230	301,230		0	0	4,546,940
	Clairvest Equity Partners VI-A Limited Partnership	Canada		CAPITAL DISTRIBUTION	05/01/2019	09/30/2023	681,960					0		681,960	681,960		0	0	834,500
	Dominus Capital Partners III, L.P.	Wilmington	DE	CAPITAL DISTRIBUTION	09/30/2019	09/21/2023	3,011					0		3,011	3,011		0	0	(14,561)
	Genstar Capital Partners IX, L.P.	Wilmington	DE	CAPITAL DISTRIBUTION	03/01/2019	09/08/2023	495,389					0		495,389	495,389		0	0	1,398,940
	Genstar Capital Partners VIII, L.P.	Wilmington	DE	CAPITAL DISTRIBUTION	04/27/2017	07/10/2023	791,189					0		791,189	791,189		0	0	173,766
	Genstar Capital Partners X, L.P.	Wilmington	DE	CAPITAL DISTRIBUTION	05/01/2021	09/29/2023	34,645					0		34,645	34,645		0	0	(228,671)
	Genstar VIII Opportunities Fund I, L.P.	Wilmington	DE	CAPITAL DISTRIBUTION	10/05/2017	07/10/2023	65,089					0		65,089	65,089		0	0	15,772
	Genstar X Opportunities Fund I, L.P.	Wilmington	DE	CAPITAL DISTRIBUTION	08/27/2021	09/29/2023	5,682					0		5,682	5,682		0	0	0
	GOODE PARTNERS CONSUMER FUND III	Wilmington	DE	CAPITAL DISTRIBUTION	12/29/2015	08/28/2023	717,265					0		717,265	717,265		0	0	138,288
	Great Hill Equity Partners VI, L.P.	Wilmington	DE	CAPITAL DISTRIBUTION	10/30/2017	09/25/2023	376,649					0		376,649	376,649		0	0	5,487,423
	Green Equity Investors Fund VIII, L.P.	Dover	DE	CAPITAL DISTRIBUTION	01/02/2020	08/29/2023	106,801					0		106,801	106,799		0	0	(3,250)
	GS Global Infrastructure Partners I	Dover	DE	FINAL DISTRIBUTION	12/28/2006	08/24/2023	779,375	(370,183)				(370,183)		409,192	578,415		169,223	169,223	196,735
	GSD Capital Opportunities Fund III, L.P.	Wilmington	DE	CAPITAL DISTRIBUTION	09/22/2016	09/30/2023	8,291					0		8,291	8,291		0	0	567,331
	Insight Partners XI, L.P.	Cayman Islands		CAPITAL DISTRIBUTION	02/26/2020	09/11/2023	4,437					0		4,437	4,437		0	0	41,052
	Insight Partners XII Buyout Annex Fund, L.P.	Cayman Islands		Prior Quarter Adjustment	08/25/2021	06/05/2023	(14,389)					0		(14,389)	(14,389)		0	0	(93,611)
	Kinderhook Capital Fund V, L.P.	Wilmington	DE	CAPITAL DISTRIBUTION	01/01/2018	09/07/2023	1,924,707					0		1,924,707	1,924,707		0	0	5,616,694
	Nautic Partners X, L.P.	Wilmington	DE	CAPITAL DISTRIBUTION	01/27/2022	07/10/2023	151,633					0		151,633	151,633		0	0	(270,405)
	NB Secondary Opportunities Fund V LP	Newark	DE	CAPITAL DISTRIBUTION	01/01/2021	07/26/2023	62,855					0		62,855	62,855		0	0	(250,000)
	NB Select Opportunities Fund II LP	Newark	DE	CAPITAL DISTRIBUTION	09/20/2019	08/11/2023	269,500					0		269,500	269,500		0	0	955,500
	New Mountain Partners VI, L.P.	Wilmington	DE	CAPITAL DISTRIBUTION	04/21/2020	09/06/2023	83,570					0		83,570	83,570		0	0	(834,329)
	Newstone Capital Partners III, L.P.	Wilmington	DE	CAPITAL DISTRIBUTION	12/27/2016	07/10/2023	266,150					0		266,150	266,150		0	0	322,413
	Newstone Capital Partners IV, L.P.	Wilmington	DE	CAPITAL DISTRIBUTION	07/01/2019	07/10/2023	342,454					0		342,454	342,454		0	0	653,983
	NGP Natural Resources XII, L.P.	Dover	DE	CAPITAL DISTRIBUTION	07/03/2018	09/28/2023	768,057					0		768,057	768,057		0	0	1,577,413
	NGP XI Luxe Coinvest, L.L.C.	Dover	DE	CAPITAL DISTRIBUTION	08/13/2018	09/27/2023	1,377,120					0		1,377,120	1,377,120		0	0	1,780,305
	PA DIRECT CREDIT OPPORTUNITIES FUND II, L.P.	Wilmington	DE	CAPITAL DISTRIBUTION	05/15/2017	07/21/2023	132,825					0		132,825	132,825		0	0	104,977
	PEG Global Private Equity VIII L.P.	Wilmington	DE	CAPITAL DISTRIBUTION	03/04/2019	08/18/2023	1,234,444					0		1,234,444	1,234,444		0	0	715,921
	Platinum Equity Capital Partners VI, L.P.	Wilmington	DE	CAPITAL DISTRIBUTION	12/12/2022	09/30/2023	88,249					0		88,249	88,249		0	0	(246,292)
	Quad-C Partners IX, L.P.	Wilmington	DE	CAPITAL DISTRIBUTION	04/26/2017	07/27/2023	6,552					0		6,552	6,552		0	0	1,926,912
	STONEPEAK INFRASTRUCTURE FUND III LP	Wilmington	DE	CAPITAL DISTRIBUTION	06/25/2018	09/28/2023	724,680					0		724,680	724,680		0	0	493,200
	Strategic Partners Infrastructure III L.P.	Wilmington	DE	CAPITAL DISTRIBUTION	04/14/2020	09/28/2023	111,256					0		111,256	111,256		0	0	(652,204)
	Strategic Partners IX L.P.	Wilmington	DE	CAPITAL DISTRIBUTION	12/22/2021	09/27/2023	307,817					0		307,817	307,817		0	0	(285,561)

E03.2



STATEMENT AS OF SEPTEMBER 30, 2023 OF GENWORTH LIFE INSURANCE COMPANY

**SCHEDULE BA - PART 3**

Showing Other Long-Term Invested Assets DISPOSED, Transferred or Repaid During the Current Quarter

1 CUSIP Identification	2 Name or Description	Location		5 Name of Purchaser or Nature of Disposal	6 Date Originally Acquired	7 Disposal Date	8 Book/ Adjusted Carrying Value Less Encum- brances, Prior Year	Change in Book/Adjusted Carrying Value						15 Book/ Adjusted Carrying Value Less Encum- brances on Disposal	16 Consid- eration	17 Foreign Exchange Gain (Loss) on Disposal	18 Realized Gain (Loss) on Disposal	19 Total Gain (Loss) on Disposal	20 Invest- ment Income		
		3 City	4 State					9 Unrealized Valuation Increase (De- crease)	10 Current Year's (Depre- ciation) or (Amorti- zation)/ Accretion	11 Current Year's Other Than Temporary Impair- ment Recog- nized	12 Capital- ized Deferred Interest and Other	13 Total Change in Book/ Adjusted Carrying Value (9+10- 11+12)	14 Total Foreign Exchange Change in Book/ Adjusted Carrying Value								
	Strategic Partners VIII L.P.	Wilmington	DE	CAPITAL DISTRIBUTION	03/14/2019	09/28/2023	450,000							450,000	450,000		0	0	(310,171)		
	TA Subordinated Debt Fund IV, L.P.	Wilmington	DE	CAPITAL DISTRIBUTION	02/19/2016	08/04/2023	194,850							194,850	194,850		0	0	524,775		
	True Wind Capital Continuation, L.P.	Wilmington	DE	Prior Quarter Adjustment	12/19/2022	05/23/2023	0							(3,071)	(3,071)		0	0	(49,078)		
	Warren Equity Partners Fund IV, L.P.	Wilmington	DE	Prior Quarter Adjustment	01/24/2023	05/23/2023	0							(47,030)	(47,030)		0	0	(699,194)		
<b>1999999. Joint Venture Interests - Common Stock - Unaffiliated</b>								19,207,363	(370,183)	0	0	0	(370,183)	0	20,729,335	20,898,556	0	169,223	169,223	25,819,607	
	Blackstone Real Estate Partners IX L.P.	Wilmington	DE	CAPITAL DISTRIBUTION	03/01/2019	09/05/2023	523,382							523,382	523,382		0	0	336,242		
	Brookfield Strategic Real Estate Partners IV-B L.P.	Wilmington	DE	CAPITAL DISTRIBUTION	07/12/2021	09/14/2023	126,385							126,385	126,385		0	0	(637,696)		
	Praedium X Middle-Income Housing Fund, L.P.	Wilmington	DE	CAPITAL DISTRIBUTION	04/11/2022	07/24/2023	87,901							87,901	87,901		0	0	63,179		
<b>2199999. Joint Venture Interests - Real Estate - Unaffiliated</b>								737,668	0	0	0	0	0	737,668	737,668	0	0	0	0	(238,275)	
<b>6099999. Total - Unaffiliated</b>								19,945,031	(370,183)	0	0	0	(370,183)	0	21,467,003	21,636,224	0	169,223	169,223	25,581,332	
<b>6199999. Total - Affiliated</b>								0	0	0	0	0	0	0	0	0	0	0	0	0	0
<b>6299999 - Totals</b>								19,945,031	(370,183)	0	0	0	(370,183)	0	21,467,003	21,636,224	0	169,223	169,223	25,581,332	

STATEMENT AS OF SEPTEMBER 30, 2023 OF GENWORTH LIFE INSURANCE COMPANY

**SCHEDULE D - PART 3**

Show All Long-Term Bonds and Stock Acquired During the Current Quarter

1	2	3	4	5	6	7	8	9	10
CUSIP Identification	Description	Foreign	Date Acquired	Name of Vendor	Number of Shares of Stock	Actual Cost	Par Value	Paid for Accrued Interest and Dividends	NAIC Designation, NAIC Designation Modifier and SVO Administrative Symbol
38376G-BW-9	GOVERNMENT NATIONAL MORTGAGE A GNMA_09-99 5.151% 10/16/49		09/01/2023	Interest Capitalization		119,851	119,851	0	1.A
38376G-SN-1	GOVERNMENT NATIONAL MORTGAGE GNMA_10-96 4.350% 07/16/50		09/01/2023	Interest Capitalization		130,726	130,726	0	1.A
38376G-WH-6	GOVERNMENT NATIONAL MORTGAGE A 3.484% 10/16/50		09/01/2023	Interest Capitalization		90,598	90,598	0	1.A
38377J-4X-8	GOVERNMENT NATIONAL MORTGAGE A 5.418% 02/16/40		09/01/2023	Interest Capitalization		20,291	20,291	0	1.A
38378B-R8-4	GOVERNMENT NATIONAL MORTGAGE A GNMA_12-142 2.639% 04/16/54		09/01/2023	Interest Capitalization		1,318	1,318	0	1.A
38378B-TJ-8	GOVERNMENT NATIONAL MORTGAGE A GNMA_12-53 3.300% 04/16/52		09/01/2023	Interest Capitalization		7,709	7,709	0	1.A
38378N-AG-8	GNMA_13-153 GOVERNMENT NATIONAL MORTGAGE A 2.938% 10/16/54		09/01/2023	Interest Capitalization		114,495	114,495	0	1.A
38378N-BU-6	GNMA_13-155 GOVERNMENT NATIONAL MORTGAGE A 3.079% 08/16/54		09/01/2023	Interest Capitalization		31,318	31,318	0	1.A
38378X-AG-6	GNMA_14-92 GOVERNMENT NATIONAL MORTGAGE A 3.577% 05/16/54		09/01/2023	Interest Capitalization		39,733	39,733	0	1.A
38379K-LP-1	GNMA_15_75 GOVERNMENT NATIONAL MORTGAGE A 3.467% 05/16/55		09/01/2023	Interest Capitalization		35,858	35,858	0	1.A
38379K-S7-4	GOVERNMENT NATIONAL MORTGAGE A GNMA_15-125 3.338% 07/16/55		09/01/2023	Interest Capitalization		105,094	105,094	0	1.A
38379K-S8-2	GOVERNMENT NATIONAL MORTGAGE A GNMA_15-125 3.338% 07/16/55		09/01/2023	Interest Capitalization		188,630	188,630	0	1.A
38379K-ZB-7	GOVERNMENT NATIONAL MORTGAGE A GNMA_15-107 3.335% 03/16/57		09/01/2023	Interest Capitalization		71,193	71,193	0	1.A
38379R-CB-7	GOVERNMENT NATIONAL MORTGAGE A GNMA_15-189 3.000% 07/16/57		09/01/2023	Interest Capitalization		51,771	51,771	0	1.A
38379R-DE-0	GOVERNMENT NATIONAL MORTGAGE A GOVERNMENT NATIONAL MORTGAGE A 3.387% 03/16/57		09/01/2023	Interest Capitalization		32,865	32,865	0	1.A
38379R-JG-9	GOVERNMENT NATIONAL MORTGAGE A GNMA_16-166 3.100% 04/16/58		09/01/2023	Interest Capitalization		29,056	29,056	0	1.A
38379R-LR-2	GOVERNMENT NATIONAL MORTGAGE A GNMA_17-1 3.000% 12/16/58		09/01/2023	Interest Capitalization		71,197	71,197	0	1.A
38379R-NE-9	GOVERNMENT NATIONAL MORTGAGE A GNMA_17-22 3.038% 08/16/58		09/01/2023	Interest Capitalization		41,347	41,347	0	1.A
38379R-NT-6	GOVERNMENT NATIONAL MORTGAGE A GNMA_17-29 3.235% 09/16/58		09/01/2023	Interest Capitalization		120,784	120,784	0	1.A
38379R-PJ-6	GOVERNMENT NATIONAL MORTGAGE A GNMA_17-41 3.000% 07/16/58		09/01/2023	Interest Capitalization		58,206	58,206	0	1.A
38379R-PS-6	GOVERNMENT NATIONAL MORTGAGE A GNMA_17-44 3.264% 02/17/57		09/01/2023	Interest Capitalization		43,619	43,619	0	1.A
38379R-S8-7	GOVERNMENT NATIONAL MORTGAGE A GNMA_17-102 3.197% 12/16/58		09/01/2023	Interest Capitalization		90,311	90,311	0	1.A
38379R-JD-3	GOVERNMENT NATIONAL MORTGAGE A GNMA_17-51 2.500% 05/16/59		09/01/2023	Interest Capitalization		24,352	24,352	0	1.A
38379R-ZW-6	GOVERNMENT NATIONAL MORTGAGE A GNMA_17-90 2.750% 01/16/59		09/01/2023	Interest Capitalization		44,690	44,690	0	1.A
38379U-6B-7	GOVERNMENT NATIONAL MORTGAGE A GNMA_17-20 3.050% 12/16/58		09/01/2023	Interest Capitalization		128,367	128,367	0	1.A
38379U-A8-9	GOVERNMENT NATIONAL MORTGAGE AS GNMA_16-95 2.753% 04/16/57		09/01/2023	Interest Capitalization		61,560	61,560	0	1.A
38379U-C7-9	GOVERNMENT NATIONAL MORTGAGE AS SERIES 16-95 CLAS ZL 3.122% 06/16/58		09/01/2023	Interest Capitalization		229,264	229,264	0	1.A
38379U-DJ-2	GOVERNMENT NATIONAL MORTGAGE A GOVERNMENT NATIONAL MORTGAGE A 2.919% 12/16/57		09/01/2023	Interest Capitalization		76,739	76,739	0	1.A
38379U-E7-7	GOVERNMENT NATIONAL MORTGAGE A GNMA_16-110 2.930% 05/16/58		09/01/2023	Interest Capitalization		25,643	25,643	0	1.A
38379U-FU-5	GOVERNMENT NATIONAL MORTGAGE A GNMA_16-24 3.349% 09/16/57		09/01/2023	Interest Capitalization		43,212	43,212	0	1.A
38379U-HH-2	GOVERNMENT NATIONAL MORTGAGE A GOVERNMENT NATIONAL MORTGAGE A 2.938% 03/16/58		09/01/2023	Interest Capitalization		63,766	63,766	0	1.A
38379U-HT-6	GOVERNMENT NATIONAL MORTGAGE A GNMA_16-41 3.449% 06/16/57		09/01/2023	Interest Capitalization		95,562	95,562	0	1.A
38379U-RN-8	GNMA_16-70 GNMA_16-70 2.886% 04/16/58		09/01/2023	Interest Capitalization		33,971	33,971	0	1.A
38379U-SM-9	GOVERNMENT NATIONAL MORTGAGE A GOVERNMENT NATIONAL MORTGAGE A 3.381% 04/16/58		09/01/2023	Interest Capitalization		93,090	93,090	0	1.A
38379U-SV-9	GOVERNMENT NATIONAL MORTGAGE A GNMA_16-64A 3.415% 12/16/57		09/01/2023	Interest Capitalization		91,681	91,681	0	1.A
38379U-WL-6	GOVERNMENT NATIONAL MORTGAGE A GNMA_16-86 3.040% 03/16/58		09/01/2023	Interest Capitalization		61,449	61,449	0	1.A
38379U-ZN-9	GOVERNMENT NATIONAL MORTGAGE AS GNMA_16-94 3.000% 12/16/57		09/01/2023	Interest Capitalization		116,250	116,250	0	1.A
38379U-ZY-5	GOVERNMENT NATIONAL MORTGAGE AS GNMA_16-96 3.135% 12/16/57		09/01/2023	Interest Capitalization		28,298	28,298	0	1.A
38380J-2A-5	GOVERNMENT NATIONAL MORTGAGE A GNMA_18-81 2.500% 01/16/60		09/01/2023	Interest Capitalization		56,762	56,762	0	1.A
38380J-3M-8	GOVERNMENT NATIONAL MORTGAGE A GNMA_18-88 3.081% 11/16/59		09/01/2023	Interest Capitalization		140,787	140,787	0	1.A
38380J-G5-1	GOVERNMENT NATIONAL MORTGAGE A GOVERNMENT NATIONAL MORTGAGE A 2.779% 04/16/54		09/01/2023	Interest Capitalization		27,068	27,068	0	1.A
38380J-G8-5	GOVERNMENT NATIONAL MORTGAGE A GNMA_18-58 2.500% 12/16/57		09/01/2023	Interest Capitalization		114,977	114,977	0	1.A
38380J-NL-8	GOVERNMENT NATIONAL MORTGAGE A GNMA_18-3 3.000% 05/16/59		09/01/2023	Interest Capitalization		35,030	35,030	0	1.A
38380J-TD-0	GOVERNMENT NATIONAL MORTGAGE A GNMA_18-28 2.699% 01/16/55		09/01/2023	Interest Capitalization		24,758	24,758	0	1.A
38380J-XA-1	GOVERNMENT NATIONAL MORTGAGE A GOVERNMENT NATIONAL MORTGAGE A 2.700% 05/16/60		09/01/2023	Interest Capitalization		48,714	48,714	0	1.A
38380J-XV-5	GOVERNMENT NATIONAL MORTGAGE A GOVERNMENT NATIONAL MORTGAGE A 2.500% 01/16/60		09/01/2023	Interest Capitalization		22,802	22,802	0	1.A
38380J-ZD-3	GOVERNMENT NATIONAL MORTGAGE A GOVERNMENT NATIONAL MORTGAGE A 3.200% 11/16/59		09/01/2023	Interest Capitalization		74,922	74,922	0	1.A
38380M-BN-0	GOVERNMENT NATIONAL MORTGAGE A GOVERNMENT NATIONAL MORTGAGE A 3.009% 11/16/59		09/01/2023	Interest Capitalization		125,844	125,844	0	1.A

E04

STATEMENT AS OF SEPTEMBER 30, 2023 OF GENWORTH LIFE INSURANCE COMPANY

**SCHEDULE D - PART 3**

Show All Long-Term Bonds and Stock Acquired During the Current Quarter

1	2	3	4	5	6	7	8	9	10
CUSIP Identification	Description	Foreign	Date Acquired	Name of Vendor	Number of Shares of Stock	Actual Cost	Par Value	Paid for Accrued Interest and Dividends	NAIC Designation, NAIC Designation Modifier and SVO Administrative Symbol
38380M-CE-9	GOVERNMENT NATIONAL MORTGAGE A GOVERNMENT NATIONAL MORTGAGE A 3.000% 08/16/60		09/01/2023	Interest Capitalization		43,561	43,561	0	1.A
38380M-DK-4	GOVERNMENT NATIONAL MORTGAGE A GNMA 18-110 3.200% 01/16/60		09/01/2023	Interest Capitalization		51,097	51,097	0	1.A
38380M-IM-0	GOVERNMENT NATIONAL MORTGAGE A GOVERNMENT NATIONAL MORTGAGE A 3.000% 07/16/60		09/01/2023	Interest Capitalization		43,344	43,344	0	1.A
912803-GS-6	US TREASURY TREASURY STRIP (PRIN) 0.000% 05/15/53		08/10/2023	J.P. MORGAN SECURITIES INC		986,403	3,300,000	0	1.A
912834-VV-7	US TREASURY TREASURY STRIP (INT) 0.000% 05/15/50		07/27/2023	BANC OF AMERICA SECURITIES LLC		10,062,000	30,000,000	0	1.A
912834-WJ-3	US TREASURY TREASURY STRIP (INT) 0.000% 11/15/50		07/27/2023	BANC OF AMERICA SECURITIES LLC		9,918,300	30,000,000	0	1.A
<b>0109999999. Subtotal - Bonds - U.S. Governments</b>						<b>24,490,233</b>	<b>66,823,530</b>	<b>0</b>	<b>XXX</b>
3136A0-VF-1	FANNIE MAE FNMA 11-73 FNMA 11-73D 3.500% 01/25/41		09/01/2023	Interest Capitalization		8,489	8,489	0	1.A
3136A7-B6-8	FANNIE MAE FNMA 12-83 FANNIE MAE FNMA 12-83 2.500% 08/25/42		09/01/2023	Interest Capitalization		3,123	3,123	0	1.A
31396E-UC-8	FREDDIE MAC FHLMC 3065 5.500% 11/15/35		09/01/2023	Interest Capitalization		7,250	7,250	0	1.A
31397N-T4-7	FANNIE MAE FNMA 09-42 5.000% 06/25/39		09/01/2023	Interest Capitalization		12,242	12,242	0	1.A
31397Q-NQ-7	FANNIE MAE FNMA 11-9 3.500% 02/25/41		09/01/2023	Interest Capitalization		43,436	43,436	0	1.A
<b>0909999999. Subtotal - Bonds - U.S. Special Revenues</b>						<b>74,540</b>	<b>74,540</b>	<b>0</b>	<b>XXX</b>
012653-AF-8	ALBEMARLE CORP 5.650% 06/01/52		09/19/2023	GOLDMAN SACHS & CO		442,990	500,000	8,632	2.B FE
023135-BM-7	AMAZON.COM INC 4.250% 08/22/57		09/19/2023	GOLDMAN SACHS & CO		849,580	1,000,000	3,424	1.E FE
02361D-AR-1	AMEREN ILLINOIS CO AMEREN ILLINOIS CO 3.700% 12/01/47		09/19/2023	GOLDMAN SACHS & CO		378,995	500,000	5,653	1.F FE
03027X-AY-6	AMERICAN TOWER CORP AMERICAN TOWER CORPORATION 3.700% 10/15/49		09/19/2023	GOLDMAN SACHS & CO		342,955	500,000	8,017	2.C FE
03522A-AJ-9	ANHEUSER-BUSCH COMPANIES LLC 4.900% 02/01/46		09/19/2023	GOLDMAN SACHS & CO		458,625	500,000	3,403	1.G FE
037833-ER-7	APPLE INC 4.100% 08/08/62		09/19/2023	GOLDMAN SACHS & CO		818,720	1,000,000	4,897	1.B FE
03842*-CD-6	AQUA PENNSYLVANIA INC 5.480% 08/01/53		08/24/2023	Huntington Capital		4,000,000	4,000,000	0	1.E Z
03842*-CE-4	AQUA PENNSYLVANIA INC 5.560% 08/01/61		08/24/2023	Huntington Capital		2,000,000	2,000,000	0	1.E Z
03938J-AA-7	ARCH CAPITAL GROUP (US) INC 5.144% 11/01/43		09/19/2023	Various		1,960,236	2,211,000	40,807	2.A FE
053332-BD-3	AUTOZONE INC 4.750% 02/01/33		07/06/2023	Suntrust Banks Inc		4,710,100	5,000,000	107,534	2.B FE
075887-BX-6	BECTON DICKINSON AND COMPANY 4.669% 06/06/47		09/19/2023	GOLDMAN SACHS & CO		872,980	1,000,000	13,618	2.B FE
092113-AW-9	BLACK HILLS CORP BLACK HILLS CORPORATION 6.150% 05/15/34		09/06/2023	MITSUBISHI SECURITIES		6,945,750	7,000,000	0	2.A FE
097023-CX-1	BOEING CO 5.930% 05/01/60		09/19/2023	GOLDMAN SACHS & CO		950,120	1,000,000	23,061	2.C FE
09951L-AC-7	BOOZ ALLEN HAMILTON INC 5.950% 08/04/33		08/03/2023	BANC OF AMERICA SECURITIES LLC		8,906,560	9,000,000	2,479	2.C FE
103730-BG-4	BP CAPITAL MARKETS AMERICA INC 3.000% 02/24/50		09/19/2023	GOLDMAN SACHS & CO		655,770	1,000,000	2,250	1.F FE
110122-DX-3	BRISTOL-MYERS SQUIBB CO 3.900% 03/15/62		09/19/2023	GOLDMAN SACHS & CO		745,140	1,000,000	650	1.F FE
114259-AX-2	BROOKLYN UNION GAS CO Series 144A 6.388% 09/15/33		09/12/2023	BNP PARIBAS		5,000,000	5,000,000	0	2.B FE
125523-AK-6	CIGNA CORP 4.900% 12/15/48		09/19/2023	GOLDMAN SACHS & CO		878,650	1,000,000	13,067	2.A FE
14149Y-AW-8	CARDINAL HEALTH INC 4.600% 03/15/43		09/19/2023	GOLDMAN SACHS & CO		403,445	500,000	383	2.B FE
14149Y-BB-3	CARDINAL HEALTH INC 4.500% 11/15/44		09/19/2023	GOLDMAN SACHS & CO		396,965	500,000	7,875	2.B FE
14448C-AS-3	CARRIER GLOBAL CORP 3.577% 04/05/50		09/19/2023	GOLDMAN SACHS & CO		710,690	1,000,000	16,494	2.C FE
19828T-AB-2	COLUMBIA PIPELINES OPERATING C Series 144A 6.036% 11/15/33		08/03/2023	Various		10,000,500	10,000,000	0	2.A FE
19828T-AD-8	COLUMBIA PIPELINES OPERATING C Series 144A 6.714% 08/15/63		08/02/2023	TORONTO DOMINION		1,999,960	2,000,000	0	2.A FE
19828T-AE-6	COLUMBIA PIPELINES OPERATING C Series 144A 6.497% 08/15/43		08/02/2023	TORONTO DOMINION		1,999,960	2,000,000	0	2.A FE
20030N-EG-2	COMCAST CORP 5.500% 05/15/64		09/19/2023	Various		10,993,000	11,000,000	134,750	1.G FE
202795-JL-5	COMMONWEALTH EDISON COMPANY 3.750% 08/15/47		09/19/2023	GOLDMAN SACHS & CO		752,580	1,000,000	3,750	1.F FE
205887-CE-0	CONAGRA FOODS INC 5.400% 11/01/48		09/19/2023	GOLDMAN SACHS & CO		894,430	1,000,000	21,000	2.C FE
21871X-AK-5	SUNAMERICA INC 4.350% 04/05/42		09/19/2023	GOLDMAN SACHS & CO		782,850	1,000,000	20,058	2.A FE
22822V-AX-9	CROWN CASTLE INTERNATIONAL COR 2.900% 04/01/41		09/19/2023	GOLDMAN SACHS & CO		664,890	1,000,000	13,694	2.B FE
22822V-BC-4	CROWN CASTLE INTERNATIONAL COR 5.100% 05/01/33		07/06/2023	BANC OF AMERICA SECURITIES LLC		4,823,400	5,000,000	52,417	2.B FE
23338V-AT-3	DTE ELECTRIC CO 5.400% 04/01/53		07/24/2023	GOLDMAN SACHS & CO		5,190,950	5,000,000	107,250	1.E FE
247138-AE-6	DELOITTE LLP 7.330% 11/20/26		08/22/2023	STONECASTLE SECURITIES LLC		3,310,656	3,200,000	69,065	1.F
254687-GA-8	WALT DISNEY COMPANY 3.800% 05/13/60		09/19/2023	GOLDMAN SACHS & CO		731,830	1,000,000	13,511	1.G FE
28622H-AC-5	ELEVANCE HEALTH INC 5.125% 02/15/53		09/19/2023	GOLDMAN SACHS & CO		926,160	1,000,000	5,125	2.B FE
29279F-AA-7	ENERGY TRANSFER OPERATING LP 6.250% 04/15/49		09/19/2023	GOLDMAN SACHS & CO		951,560	1,000,000	27,083	2.C FE

E04.1

STATEMENT AS OF SEPTEMBER 30, 2023 OF GENWORTH LIFE INSURANCE COMPANY

**SCHEDULE D - PART 3**

Show All Long-Term Bonds and Stock Acquired During the Current Quarter

1	2	3	4	5	6	7	8	9	10
CUSIP Identification	Description	Foreign	Date Acquired	Name of Vendor	Number of Shares of Stock	Actual Cost	Par Value	Paid for Accrued Interest and Dividends	NAIC Designation, NAIC Designation Modifier and SVO Administrative Symbol
29736R-AA-8	ESTEE LAUDER 5.750% 10/15/33		07/20/2023	STIFEL NICOLAUS AND CO INC		5,193,000	5,000,000	79,063	1.E FE
29736R-AU-4	ESTEE LAUDER COMPANIES INC 5.150% 05/15/53		09/19/2023	GOLDMAN SACHS & CO		950,700	1,000,000	18,454	1.E FE
30231G-BG-6	EXXON MOBIL CORP 4.327% 03/19/50		09/19/2023	GOLDMAN SACHS & CO		852,100	1,000,000	240	1.D FE
302491-AX-3	FMC CORP FMC CORPORATION 5.650% 05/18/33		07/06/2023	BNP PARIBAS		2,886,894	3,000,000	24,483	2.C FE
31620M-BU-9	FIDELITY NATIONAL INFORMATION FIDELITY NATIONAL INFORMATION 3.100% 03/01/41		09/19/2023	GOLDMAN SACHS & CO		689,990	1,000,000	1,722	2.B FE
337738-BH-0	FISERV INC 5.625% 08/21/33		08/14/2023	WELLS FARGO BANK		3,966,880	4,000,000	0	2.B FE
375558-AX-1	GILEAD SCIENCES INC 4.800% 04/01/44		09/19/2023	GOLDMAN SACHS & CO		911,860	1,000,000	22,667	2.A FE
404119-CS-6	HCA THE HEALTHCARE CO HCA INC 4.375% 03/15/42		08/08/2023	Tax Free Exchange		6,833,782	8,500,000	147,716	2.C FE
41242*-CL-4	HARDWOOD FUNDING LLC 5.610% 06/07/34		09/27/2023	BANC OF AMERICA SECURITIES LLC		4,000,000	4,000,000	0	1.G FE
416515-AP-9	HARTFORD FINANCIAL SERVICES GR HARTFORD FINANCIAL SERVICES GR 6.100% 10/01/41		09/19/2023	GOLDMAN SACHS & CO		1,002,150	1,000,000	28,806	2.A FE
437076-BA-9	HOME DEPOT INC 4.200% 04/01/43		09/19/2023	GOLDMAN SACHS & CO		856,270	1,000,000	19,833	1.F FE
44328U-AF-3	HPEFS EQUIPMENT TRUST HPEFS_23 Series 144A 6.970% 07/21/31		09/19/2023	WELLS FARGO BANK		2,749,682	2,750,000	0	2.B FE
444859-BV-3	HUMANA INC 5.875% 03/01/33		07/13/2023	Suntrust Banks Inc		3,140,460	3,000,000	66,583	2.B FE
444859-BX-9	HUMANA INC 5.500% 03/15/53		09/19/2023	Various		5,916,720	6,000,000	103,277	2.B FE
45138L-BH-5	IDAH0 POWER COMPANY 5.500% 03/15/53		07/25/2023	BARCLAYS CAPITAL INC		2,057,980	2,000,000	40,639	1.G FE
45687V-AA-4	INGERSOLL RAND INC 5.400% 08/14/28		08/08/2023	GOLDMAN SACHS & CO		1,992,220	2,000,000	0	2.C FE
45687V-AB-2	INGERSOLL RAND INC 5.700% 08/14/33		09/05/2023	Various		11,973,840	12,000,000	29,133	2.C FE
457187-AD-4	INGREDION INC 3.900% 06/01/50		09/19/2023	GOLDMAN SACHS & CO		702,350	1,000,000	11,917	2.B FE
460146-CK-7	INTL PAPER CO INTERNATIONAL PAPER CO 4.800% 06/15/44		09/19/2023	GOLDMAN SACHS & CO		426,355	500,000	6,400	2.B FE
478165-AH-6	SC JOHNSON & SON INC Series 144A 4.750% 10/15/46		08/24/2023	CITIGROUP GLOBAL MARKETS		2,195,850	2,500,000	43,872	1.G FE
485134-BQ-2	EVERGY METRO 4.200% 06/15/47		09/19/2023	GOLDMAN SACHS & CO		791,930	1,000,000	11,200	1.F FE
50077L-AZ-9	HEINZ HJ CO 4.875% 10/01/49		08/03/2023	ROYAL BANK OF CANADA		4,341,450	5,000,000	85,313	2.B FE
502431-AR-0	HARRIS CORP 5.600% 07/31/53		08/03/2023	J.P. MORGAN SECURITIES INC		7,483,827	7,549,000	2,776	2.B FE
539830-BD-0	LOCKHEED MARTIN CORPORATION LOCKHEED MARTIN CORP 3.800% 03/01/45		09/19/2023	GOLDMAN SACHS & CO		801,780	1,000,000	2,111	1.G FE
548661-EM-5	LOWES COMPANIES INC 5.625% 04/15/53		09/19/2023	GOLDMAN SACHS & CO		961,830	1,000,000	24,375	2.A FE
55336V-BV-1	MPLX LP 5.000% 03/01/33		07/24/2023	GOLDMAN SACHS & CO		6,712,510	7,000,000	162,361	2.B FE
55952A-AA-7	MAGNETITE CLO LTD MAGNE_23-37 Series 144A 6.976% 10/20/36		08/31/2023	NOMURA SECURITIES		3,000,000	3,000,000	0	1.A FE
571748-BU-5	MARSH & MCLENNAN CO INC 5.400% 09/15/33		09/06/2023	BANC OF AMERICA SECURITIES LLC		8,965,530	9,000,000	0	1.G FE
571903-BH-5	MARRIOTT INTERNATIONAL INC 2.750% 10/15/33		07/12/2023	Suntrust Banks Inc		1,589,100	2,000,000	13,597	2.B FE
58933Y-BN-4	MERCK & CO INC 5.150% 05/17/63		09/19/2023	GOLDMAN SACHS & CO		962,700	1,000,000	17,739	1.E FE
59156R-CD-8	METLIFE INC 5.250% 01/15/54		09/19/2023	GOLDMAN SACHS & CO		465,355	500,000	4,813	1.G FE
637432-NR-2	NATIONAL RURAL UTILITIES COOP NATIONAL RURAL UTILITIES COOPE 4.400% 11/01/48		09/19/2023	GOLDMAN SACHS & CO		404,945	500,000	8,556	1.E FE
637432-NT-8	NATIONAL RURAL UTILITIES COOP NATIONAL RURAL UTILITIES COOPE 4.300% 03/15/49		09/19/2023	GOLDMAN SACHS & CO		400,750	500,000	358	1.E FE
654730-BF-9	NISOURCE FINANCE CORP NISOURCE FINANCE CORPORATION 4.375% 05/15/47		09/19/2023	GOLDMAN SACHS & CO		402,095	500,000	7,656	2.B FE
655844-CS-5	NORFOLK SOUTHERN CORPORATION 5.350% 08/01/54		09/19/2023	Various		2,877,540	3,000,000	8,768	2.A FE
665772-CX-5	NORTHERN STATES PWR CO NORTHERN STATES POWER COMPANY 5.100% 05/15/53		07/24/2023	CITIGROUP GLOBAL MARKETS		4,929,400	5,000,000	55,250	1.E FE
666807-BP-6	NORTHROP GRUMMAN CORP 4.030% 10/15/47		09/19/2023	GOLDMAN SACHS & CO		403,070	500,000	8,732	2.A FE
69318F-AL-2	PBF HOLDING COMPANY LLC Series 144A 7.875% 09/15/30		08/15/2023	BANC OF AMERICA SECURITIES LLC		4,969,605	5,000,000	0	3.B FE
718547-AR-3	PHILLIPS 66 CO 5.300% 06/30/33		07/12/2023	CANTOR FITZGERALD		2,995,530	3,000,000	46,375	2.A FE
736508-UH-7	PORTLAND GENERAL ELECTRIC COMP 5.480% 09/15/33		08/29/2023	BARCLAYS CAPITAL INC		10,000,000	10,000,000	0	1.G Z
74251V-AN-2	PRINCIPAL FINANCIAL GROUP INC 4.300% 11/15/46		09/19/2023	GOLDMAN SACHS & CO		387,280	500,000	7,525	1.G FE
74340*-BM-5	PROLOGIS TARGETED US LOGISTICS PROLOGIS TARGETED US LOGISTICS 5.760% 09/21/33		09/21/2023	TORONTO DOMINION		10,000,000	10,000,000	0	1.G Z
74456Q-CP-9	PUBLIC SERVICE ELECTRIC AND PUBLIC SERVICE ELECTRIC AND GA 5.450% 08/01/53		08/17/2023	MORGAN STANLEY		2,953,380	3,000,000	6,358	1.F FE
745332-CG-9	PUGET SOUND ENRG INC 4.300% 05/20/45		09/19/2023	GOLDMAN SACHS & CO		397,965	500,000	7,226	1.F FE
745332-CH-7	PUGET SOUND ENRG INC PUGET SOUND ENERGY INC 4.223% 06/15/48		09/19/2023	GOLDMAN SACHS & CO		397,345	500,000	5,631	1.F FE
745332-CL-8	PUGET SOUND ENRG INC PUGET SOUND ENERGY INC 5.448% 06/01/53		09/21/2023	DEUTSCHE BANK SECURITIES INC.		4,707,850	5,000,000	96,097	1.F FE
845743-BN-2	SOUTHWESTERN PUBLIC SERVICE CO 4.500% 08/15/41		09/19/2023	GOLDMAN SACHS & CO		835,460	1,000,000	4,500	1.G FE
871829-AY-3	SYSCO CORPORATION 4.850% 10/01/45		09/19/2023	GOLDMAN SACHS & CO		851,860	1,000,000	22,903	2.B FE

E04.2

STATEMENT AS OF SEPTEMBER 30, 2023 OF GENWORTH LIFE INSURANCE COMPANY

**SCHEDULE D - PART 3**

Show All Long-Term Bonds and Stock Acquired During the Current Quarter

1	2	3	4	5	6	7	8	9	10
CUSIP Identification	Description	Foreign	Date Acquired	Name of Vendor	Number of Shares of Stock	Actual Cost	Par Value	Paid for Accrued Interest and Dividends	NAIC Designation, NAIC Designation Modifier and SVO Administrative Symbol
87264A-DC-6	T-MOBILE US INC 5.750% 01/15/34		09/11/2023	CITIGROUP GLOBAL MARKETS		4,992,750	5,000,000	0	2.B FE
87264A-DD-4	T-MOBILE US INC 6.000% 06/15/54		09/11/2023	MORGAN STANLEY		3,993,200	4,000,000	0	2.B FE
87612E-BR-6	TARGET CORPORATION 4.800% 01/15/53		09/19/2023	GOLDMAN SACHS & CO		905,040	1,000,000	8,800	1.F FE
906548-CQ-3	UNION ELECTRIC CO 3.250% 10/01/49		09/19/2023	GOLDMAN SACHS & CO		332,365	500,000	7,674	1.F FE
907818-FK-9	UNION PACIFIC CORPORATION 3.250% 02/05/50		09/19/2023	GOLDMAN SACHS & CO		708,290	1,000,000	4,153	1.G FE
91913Y-BD-1	VALERO ENERGY CORP VALERO ENERGY CORPORATION 3.650% 12/01/51		09/19/2023	GOLDMAN SACHS & CO		674,410	1,000,000	11,153	2.B FE
92343V-CK-8	VERIZON COMMUNICATIONS INC 4.862% 08/21/46		09/19/2023	GOLDMAN SACHS & CO		868,400	1,000,000	4,052	2.A FE
92343V-EA-8	VERIZON COMMUNICATIONS INC 4.500% 08/10/33		07/12/2023	ROYAL BANK OF CANADA		2,820,900	3,000,000	57,750	2.A FE
92343V-FU-3	VERIZON COMMUNICATIONS INC 2.875% 11/20/50		08/04/2023	BARCLAYS CAPITAL INC		3,033,100	5,000,000	31,146	2.A FE
927804-FY-5	VIRGINIA ELECTRIC AND POWER VIRGINIA ELECTRIC AND POWER CO 3.800% 09/15/47		09/19/2023	GOLDMAN SACHS & CO		371,130	500,000	317	2.A FE
927804-GA-6	VIRGINIA ELECTRIC AND POWER VIRGINIA ELECTRIC AND POWER CO 4.600% 12/01/48		09/19/2023	GOLDMAN SACHS & CO		422,585	500,000	7,028	1.F FE
927804-GN-8	VIRGINIA ELECTRIC AND POWER VIRGINIA ELECTRIC AND POWER CO 5.700% 08/15/53		08/17/2023	Various		3,843,165	3,951,000	5,225	1.F FE
98978V-AH-6	ZOETIS Inc 4.700% 02/01/43		09/19/2023	GOLDMAN SACHS & CO		891,670	1,000,000	6,528	2.A FE
0778FP-AL-3	BELL CDA BELL CANADA 5.100% 05/11/33		07/06/2023	STIFEL NICOLAUS AND CO INC		4,845,900	5,000,000	41,792	2.A FE
29250N-BR-5	ENBRIDGE INC 5.700% 03/08/33		07/24/2023	J.P. MORGAN SECURITIES INC		7,098,210	7,000,000	152,990	2.A FE
89621A-BU-2	TRILLIUM CREDIT CARD TRUST II Series 144A 6.256% 08/28/28		09/08/2023	SCOTIA CAPITAL		2,000,000	2,000,000	0	1.G FE
89621A-BV-0	TRILLIUM CREDIT CARD TRUST II Series 144A 6.937% 08/28/28		09/08/2023	SCOTIA CAPITAL		3,000,000	3,000,000	0	2.B FE
03939A-AA-5	ARCH CAPITAL GRP LTD ARCH CAPITAL GROUP LTD 3.635% 06/30/50	C.	09/19/2023	GOLDMAN SACHS & CO		351,445	500,000	4,089	2.A FE
055451-AV-0	BHP BILLITON FINANCE USA LTD 5.000% 09/30/43	C.	09/19/2023	GOLDMAN SACHS & CO		945,900	1,000,000	23,750	1.F FE
055451-BE-7	BHP BILLITON FINANCE USA LTD 5.250% 09/08/33	C.	09/05/2023	J.P. MORGAN SECURITIES INC		4,957,850	5,000,000	0	1.F FE
05635J-AB-6	BACARDI LTD Series 144A 5.400% 06/15/33	C.	07/26/2023	BARCLAYS CAPITAL INC		4,967,650	5,000,000	28,500	2.C FE
47214B-AA-6	JBS SA Series 144A 6.750% 03/15/34	C.	09/05/2023	ROYAL BANK OF CANADA		6,990,760	7,000,000	0	2.C FE
478375-AL-2	JOHNSON CONTROLS INTERNATIONAL JOHNSON CONTROLS INTERNATIONAL 4.625% 07/02/44	D.	07/24/2023	Suntrust Banks Inc		2,226,475	2,500,000	7,708	2.B FE
716973-AG-7	PFIZER INC 5.300% 05/19/53	C.	08/03/2023	GOLDMAN SACHS & CO		4,903,200	5,000,000	57,417	1.E FE
716973-AH-5	PFIZER INVESTMENT ENTERPRISES PFIZER INVESTMENT ENTERPRISES 5.340% 05/19/63	C.	09/19/2023	GOLDMAN SACHS & CO		965,470	1,000,000	18,097	1.E FE
76720A-AP-1	RIO TINTO FINANCE (USA) PLC 5.125% 03/09/53	D.	09/19/2023	GOLDMAN SACHS & CO		950,470	1,000,000	1,708	1.F FE
803014-AB-5	SANTOS FINANCE LTD Series 144A 6.875% 09/19/33	C.	09/12/2023	Various		9,962,160	10,000,000	0	2.C FE
86562M-DD-9	SUMITOMO MITSUI FIN GRP INC SUMITOMO MITSUI FINANCIAL GROU 5.776% 07/13/33	C.	07/06/2023	SMBC NIKKO SECURITIES AI		20,000,000	20,000,000	0	1.G FE
89153V-AV-1	TOTAL CAPITAL INTERNATIONAL SA TOTALENERGIES CAPITAL INTERNAT 3.127% 05/29/50	C.	09/19/2023	GOLDMAN SACHS & CO		681,310	1,000,000	9,728	1.E FE
G1264*-AA-0	BID II CLASS A NOTE 3.500% 06/30/39	C.	09/20/2023	CORPORATE ACTION		582,323	582,323	0	1.G PL
N5828*-AC-4	MODEC FINANCE BV 4.330% 12/22/26	C.	07/18/2023	Various		14,000,000	14,000,000	43,781	2.C Z
N5828*-AD-2	MODEC FINANCE BV 4.780% 12/22/28	C.	07/18/2023	Taxable Exchange		5,000,000	5,000,000	17,261	2.C Z
Q3647*-AD-3	EVOLUTION MINING FINANCE PTY L 6.190% 08/22/33	C.	08/22/2023	J.P. MORGAN SECURITIES INC		7,000,000	7,000,000	0	2.C PL
<b>1109999999. Subtotal - Bonds - Industrial and Miscellaneous (Unaffiliated)</b>						<b>355,026,295</b>	<b>370,243,323</b>	<b>2,535,579</b>	<b>XXX</b>
BGII49M-7L-0	Nonni's Food, LLC Nonni's Food 03/01/25		07/31/2023	Conversion		13,059	13,062	0	3.B PL
BGII49M-7V-8	Nonni's Food, LLC Nonni's Food, LLC 03/01/25		09/29/2023	No Broker		234,868	234,868	0	3.B PL
BGII4AA-8J-8	AC&A Enterprises Holdings, LLC AC&A Enterprises Holdings 01/21/25		07/01/2023	Interest Capitalization		754	754	0	6.A PL
BGII4AA-8R-0	AC&A Enterprises Holdings, LLC AC&A Enterprises Holdings 01/21/25		07/01/2023	Interest Capitalization		17,300	17,300	0	5.A PL
BGII4AA-8R-0	AC&A Enterprises Holdings, LLC AC&A Enterprises Holdings 01/21/25		07/31/2023	Conversion		1,846	1,828	0	5.A PL
BGII4AA-DF-0	AC&A Enterprises Holdings, LLC AC&A Enterprises Holdings 01/21/25		07/01/2023	Interest Capitalization		1,014	1,014	0	5.A PL
BGII4AM-87-8	HMI Acquisition Company HMI Acquisition Company 12/28/24		07/31/2023	Interest Capitalization		1,750	1,750	0	6. PL
BGII4AM-9C-6	HMI Acquisition Company HMI Acquisition Company 12/28/24		07/31/2023	Interest Capitalization		12,593	12,593	0	6. PL
BGII4GJ-AI-1	Chase Industries, Inc Chase Industries Inc 05/11/25		07/01/2023	Interest Capitalization		17,061	17,061	0	5.C PL
BGII4GJ-F8-9	Chase Industries, Inc Chase Industries Inc 05/11/25		07/01/2023	Interest Capitalization		153,115	153,115	0	5.C PL
BGII4GJ-FQ-9	Chase Industries, Inc Chase Industries Inc 05/11/25		07/01/2023	Interest Capitalization		14,470	14,470	0	5.C PL
BGII4KH-RQ-5	Sara Lee Frozen Bakery Sara Lee Frozen Bakery 07/30/25		09/01/2023	No Broker		150,000	150,000	0	5.A Z
BGII4P4-MQ-4	MTI Group Acquisition Company MTI Group Acquisition Company 03/31/25		09/29/2023	Interest Capitalization		9,070	9,070	0	6. Z
BGII4PN-5J-7	Ubeo LLC Ubeo LLC 04/03/26		09/01/2023	Conversion		15,004	14,889	0	4.B PL
BGII4PN-5L-2	Ubeo LLC Ubeo LLC 04/03/26		08/28/2023	No Broker		20,602	20,602	0	4.B PL
BGII4TB-Q1-5	Composite Technology Acq Composite Technology Acq 02/01/25		09/29/2023	No Broker		378,571	378,571	0	4.C PL

E04.3

STATEMENT AS OF SEPTEMBER 30, 2023 OF GENWORTH LIFE INSURANCE COMPANY

**SCHEDULE D - PART 3**

Show All Long-Term Bonds and Stock Acquired During the Current Quarter

1	2	3	4	5	6	7	8	9	10
CUSIP Identification	Description	Foreign	Date Acquired	Name of Vendor	Number of Shares of Stock	Actual Cost	Par Value	Paid for Accrued Interest and Dividends	NAIC Designation, NAIC Designation Modifier and SVO Administrative Symbol
BGIW50M-M7-0	Valicor PPC Intermediate I LLC Valicor PPC Intermediate I LLC 07/24/26		07/31/2023	Conversion		10,435	10,435	0	4.C PL
BGIW513-U6-4	Evans Food Group LTD. Evans Food Group LTD. 08/02/25		09/28/2023	No Broker		160,714	160,714	0	4.A PL
BGIW52C-V0-5	Heartland, LLC Heartland LLC 08/30/24		07/06/2023	No Broker		138,093	138,093	0	4.B PL
BGIW53C-UB-1	Apex Service Partners, LLC Apex Service Partners LLC 07/31/25		09/29/2023	No Broker		200,321	200,321	0	4.B PL
BGIW58E-FR-4	Fresh Holdco, Inc. Fresh Holdco 01/24/26		08/14/2023	No Broker		129,114	129,114	0	3.B PL
BGIW58R-VU-0	New ILC Dover, Inc. New ILC Dover 01/31/26		09/27/2023	No Broker		168,892	168,892	0	4.A PL
LX1798-29-2	Blackbird Purchaser, Inc. Blackbird Purchaser, Inc. 04/08/26		07/31/2023	Conversion		2,287,108	2,309,961	0	3.C PL
LX1994-52-9	Stanton Carpet Corp. Stanton Carpet Corp. 10/01/27		09/01/2023	Conversion		21,061	20,741	0	2.C PL
LX2011-40-6	Omni Intermediate Holdings Omni Intermediate Holdings LLC 11/30/27		07/01/2023	Conversion		239,672	241,844	0	3.B PL
LX2014-08-7	Blackbird Purchaser Inc Blackbird Purchaser Inc 04/08/26		07/01/2023	Conversion		2,286,867	2,309,961	0	3.C Z
LX2032-22-0	Corbett Technology Solutions Corbett Technology Solutions I 10/29/27		07/01/2023	Conversion		437,411	415,104	0	3.A Z
LX2057-43-3	TSS Buyer, LLC TSS Buyer, LLC 06/22/29		08/25/2023	No Broker		74,010	74,010	0	3.B Z
LX2059-84-3	Omni Intermediate Holdings Omni Intermediate Holdings 12/30/26		07/01/2023	Conversion		287,725	287,095	0	3.A Z
LX2077-02-7	Techmer Techmer BB Bidco LLC 09/01/29		07/01/2023	Conversion		5,112,379	5,006,129	0	2.C PL
LX2084-56-9	Orthoalliance MSO LLC Orthoalliance MSO 07/21/25		07/01/2023	Conversion		183,031	181,647	0	3.A Z
LX2089-01-4	SEKO Worldwide, LLC SEKO Worldwide, LLC 12/30/26		08/29/2023	No Broker		3,340,771	3,374,516	0	3.A Z
LX2097-93-4	Industrial Service Group ISS Enterprises LLC 12/07/28		09/07/2023	No Broker		222,575	223,693	0	3.B Z
LX2103-94-8	Legacy Service Partners Legacy Service Partners 01/09/29		09/01/2023	Conversion		3,617	3,750	0	2.B PL
LX2107-27-9	Ardurra Lj Avalon Holdings LLC 02/01/30		09/29/2023	No Broker		93,240	93,709	0	3.B Z
LX2108-06-1	Ovation Ovation Holdings Inc 02/05/29		07/31/2023	No Broker		148,865	150,749	0	3.A PL
LX2114-30-9	Rhino Tool House Rhino Tool House 04/04/29		07/01/2023	Conversion		407,935	415,627	0	3.A Z
LX2114-34-1	Rhino Tool House Rhino Intermediate Holding Com 04/04/29		09/15/2023	No Broker		143,368	144,088	0	3.A Z
LX2116-40-3	Lamark Media Group, LLC Lamark Media Group LLC 03/28/29		07/01/2023	Conversion		489,932	499,160	0	3.A Z
LX2116-58-5	Impact Environmental Impact Parent Corporation 03/28/29		08/31/2023	No Broker		406,231	406,263	0	3.A Z
LX2117-55-9	Anteriad LLC Anteriad LLC 03/31/28		07/01/2023	Conversion		612,751	622,103	0	2.C Z
LX2117-75-7	Corbett Technology Solutions Corbett Technology Solutions I 10/29/27		07/11/2023	No Broker		91,443	93,309	0	3.A Z
LX2117-81-5	Corbett Technology Solutions Corbett Technology Solutions I 10/29/27		07/01/2023	Conversion		1,142,368	1,164,308	0	3.A Z
LX2126-91-5	Trilon Group, LLC Trilon Group LLC 05/27/29		08/31/2023	No Broker		695,040	698,533	0	3.B Z
LX2136-09-6	Orion Group FM Holdings LLC Orion Group FM Holdings LLC 07/03/29		07/03/2023	CHURCHILL ASSET MANAGEMENT LLC		2,077,639	2,109,279	0	3.C PL
LX2139-52-0	TSS Buyer LLC TSS Buyer LLC 06/22/29		07/14/2023	CHURCHILL ASSET MANAGEMENT LLC		217,256	220,565	0	3.B Z
LX2144-69-4	NUTRA-MED PACKAGING LLC NUTRA-MED PACKAGING LLC 01/28/28		07/27/2023	CHURCHILL ASSET MANAGEMENT LLC		1,586,145	1,610,299	0	3.B Z
LX2149-93-3	KENG Acquisition Inc KENG Acquisition Inc 08/01/29		08/01/2023	CHURCHILL ASSET MANAGEMENT LLC		1,108,538	1,125,419	0	3.B Z
LX2149-94-1	KENG Acquisition Inc KENG Acquisition Inc 08/01/29		08/30/2023	No Broker		1,748	0	0	3. Z
LX2149-94-1	KENG Acquisition Inc KENG Acquisition Inc 08/01/29		08/30/2023	No Broker		137,727	139,825	0	3.B Z
LX2156-54-0	Sandlot Buyer LLC Sandlot Buyer LLC 09/19/28		08/11/2023	CHURCHILL ASSET MANAGEMENT LLC		839,125	856,250	0	2.B Z
LX2157-73-8	The Townsend Company LLC The Townsend Company LLC 08/15/29		08/15/2023	CHURCHILL ASSET MANAGEMENT LLC		2,913,902	2,958,277	0	3.A PL
LX2158-61-1	Impact Parent Corporation Impact Parent Corporation 03/23/29		08/14/2023	CHURCHILL ASSET MANAGEMENT LLC		198,546	202,598	0	3.B Z
LX2164-00-7	WSB Engineering Intermediate I WSB Engineering Intermediate I 08/31/29		08/31/2023	CHURCHILL ASSET MANAGEMENT LLC		749,488	760,901	0	3.B Z
LX2165-80-6	Perennial Services Group LLC Perennial Services Group LLC 09/07/29		09/08/2023	CHURCHILL ASSET MANAGEMENT LLC		774,010	785,797	0	3.B Z
LX2165-81-4	Perennial Services Group LLC Perennial Services Group LLC 09/07/29		09/28/2023	No Broker		1,140	0	0	3. Z
LX2165-81-4	Perennial Services Group LLC Perennial Services Group LLC 09/07/29		09/28/2023	No Broker		89,850	91,219	0	3.B Z
LX2170-64-0	Palmetto Acquisitionco Inc Palmetto Acquisitionco Inc 09/17/29		09/18/2023	CHURCHILL ASSET MANAGEMENT LLC		1,522,928	1,550,054	0	3.B Z
LX2171-54-9	Bakeovations Intermediate LLC Bakeovations Intermediate LLC 09/25/29		09/25/2023	CHURCHILL ASSET MANAGEMENT LLC		1,976,731	2,017,073	0	3.B Z
LX2175-35-9	Royal Holdco Corporation Royal Holdco Corporation 12/30/27		09/28/2023	CHURCHILL ASSET MANAGEMENT LLC		359,389	364,842	0	3.B Z
BGIW46S-05-4	PF Baseline Fitness LLC PF Baseline Fitness LLC 03/31/24		09/29/2023	No Broker		3,200,000	3,200,000	0	4.B PL
BGIW46T-59-7	Winzer Corporation Winzer Corporation 11/30/24		08/03/2023	No Broker		50,806	50,806	0	4.C Z

E04.4

STATEMENT AS OF SEPTEMBER 30, 2023 OF GENWORTH LIFE INSURANCE COMPANY

**SCHEDULE D - PART 3**

Show All Long-Term Bonds and Stock Acquired During the Current Quarter

1 CUSIP Identification	2 Description	3 Foreign	4 Date Acquired	5 Name of Vendor	6 Number of Shares of Stock	7 Actual Cost	8 Par Value	9 Paid for Accrued Interest and Dividends	10 NAIC Designation, NAIC Designation Modifier and SVO Admini- strative Symbol
BGIW4HX-P5-2 .....	EXT Acquisitions Inc EXT Acquisitions Inc Valicor PPC Intermediate I LLC Valicor PPC Intermediate I LLC		06/26/24 .....	No Broker .....		50,503	50,503	0	4.B PL .....
BGIW5OM-M8-8 .....	07/24/24 .....		07/13/2023 .....	No Broker .....		52,174	52,174	0	4.C PL .....
1909999999. Subtotal - Bonds - Unaffiliated Bank Loans						38,481,671	38,730,697	0	XXX
2509999997. Total - Bonds - Part 3						418,072,739	475,872,090	2,535,579	XXX
2509999998. Total - Bonds - Part 5						XXX	XXX	XXX	XXX
2509999999. Total - Bonds						418,072,739	475,872,090	2,535,579	XXX
4509999997. Total - Preferred Stocks - Part 3						0	XXX	0	XXX
4509999998. Total - Preferred Stocks - Part 5						XXX	XXX	XXX	XXX
4509999999. Total - Preferred Stocks						0	XXX	0	XXX
SBMHR-YX8-9 .....	MONDAY.COM LTD MONDAYCOM LTD .....	C.....	09/11/2023 .....	CORPORATE ACTION .....	73,000	12,392		0	
SBMX6J-W3-2 .....	JFROG LTD .....		08/17/2023 .....	CORPORATE ACTION .....	666,000	17,869		0	
5019999999. Subtotal - Common Stocks - Industrial and Miscellaneous (Unaffiliated) Publicly Traded						30,261	XXX	0	XXX
5989999997. Total - Common Stocks - Part 3						30,261	XXX	0	XXX
5989999998. Total - Common Stocks - Part 5						XXX	XXX	XXX	XXX
5989999999. Total - Common Stocks						30,261	XXX	0	XXX
5999999999. Total - Preferred and Common Stocks						30,261	XXX	0	XXX
6009999999 - Totals						418,103,000	XXX	2,535,579	XXX

STATEMENT AS OF SEPTEMBER 30, 2023 OF GENWORTH LIFE INSURANCE COMPANY

**SCHEDULE D - PART 4**

Show All Long-Term Bonds and Stock Sold, Redeemed or Otherwise Disposed of During the Current Quarter

1	2	3	4	5	6	7	8	9	10	Change In Book/Adjusted Carrying Value					16	17	18	19	20	21	22
										11	12	13	14	15							
CUSIP Identification	Description	Foreign	Disposal Date	Name of Purchaser	Number of Shares of Stock	Consideration	Par Value	Actual Cost	Prior Year Book/Adjusted Carrying Value	Unrealized Valuation Increase/(Decrease)	Current Year's (Amortization)/Accretion	Current Year's Other Than Temporary Impairment Recognized	Total Change in Book/Adjusted Carrying Value (11 + 12 - 13)	Total Foreign Exchange Change in Book /Adjusted Carrying Value	Book/Adjusted Carrying Value at Disposal Date	Foreign Exchange Gain (Loss) on Disposal	Realized Gain (Loss) on Disposal	Total Gain (Loss) on Disposal	Bond Interest/Stock Dividends Received During Year	Stated Contractual Maturity Date	NAIC Designation, NAIC Designation Modifier and SVO Administrative Symbol
..36225B-2A-9	GINNIE MAE I POOL #781637 4.500% 07/15/33 GOVERNMENT NATIONAL MORTGAGE A GNMA_09-64		09/01/2023	Paydown		8,545	8,545	7,944	8,161	0	384	0	384	0	8,545	0	0	0	276	07/15/2033	1.A
..38373A-26-6	4.000% 08/20/39 GOVERNMENT NATIONAL MORTGAGE A 5.150%		09/01/2023	Paydown		199,120	199,120	172,266	185,319	0	13,801	0	13,801	0	199,120	0	0	0	5,209	08/20/2039	1.A
..38373M-7Y-0	06/16/49		09/01/2023	Paydown		40,609	40,609	38,014	38,534	0	2,075	0	2,075	0	40,609	0	0	0	1,395	06/16/2049	1.A
..38373M-8G-8	GNMA 09-63 GNMA_09-63 5.500% 03/16/51 GOVERNMENT NATIONAL MORTGAGE A 2004-57 Z		09/01/2023	Paydown		12,391	12,391	11,964	12,063	0	328	0	328	0	12,391	0	0	0	455	03/16/2051	1.A
..38373M-LL-2	4.939% 07/16/44 GOVERNMENT NATIONAL MORTGAGE A 2004-108Z		09/01/2023	Paydown		18,142	18,142	16,058	17,074	0	1,068	0	1,068	0	18,142	0	0	0	598	07/16/2044	1.A
..38373M-ML-1	4.590% 12/16/44		09/01/2023	Paydown		4,578	4,578	4,032	4,407	0	171	0	171	0	4,578	0	0	0	140	12/16/2044	1.A
..38373M-MV-9	GNMA 05-2 2005 2ZB 5.193% 07/16/44		09/01/2023	Paydown		18,993	18,993	18,993	18,993	0	0	0	0	0	18,993	0	0	0	658	07/16/2044	1.A
..38373M-NV-8	GM 05-9 2005-9 Z 4.650% 01/16/45		09/01/2023	Paydown		5,452	5,452	5,064	5,251	0	201	0	201	0	5,452	0	0	0	169	01/16/2045	1.A
..38373M-PX-2	GM 05-29 2005-29 Z 4.250% 04/16/45		09/01/2023	Paydown		35,389	35,389	31,208	33,222	0	2,167	0	2,167	0	35,389	0	0	0	1,003	04/16/2045	1.A
..38373M-RB-8	GNMA 05-50 2005-50 Z 4.797% 06/16/45		09/01/2023	Paydown		53,364	53,364	53,360	53,298	0	.66	0	.66	0	53,364	0	0	0	1,707	06/16/2045	1.A
..38373M-SE-1	GNMA 05-90 2005-90 Z 4.481% 11/16/45		09/01/2023	Paydown		123,206	123,206	113,099	116,316	0	6,890	0	6,890	0	123,206	0	0	0	3,682	11/16/2045	1.A
..38373M-TA-8	GNMA 06-5 2006-5 Z 4.742% 01/16/46		09/01/2023	Paydown		221,150	221,150	207,492	211,999	0	9,151	0	9,151	0	221,150	0	0	0	7,634	01/16/2046	1.A
..38373M-TV-2	GNMA 06-18 2006-18 Z 4.822% 03/16/45		09/01/2023	Paydown		53,213	53,213	48,093	50,361	0	2,851	0	2,851	0	53,213	0	0	0	1,711	03/16/2045	1.A
..38373M-UL-2	GNMA 06-15 2006-15 Z 4.151% 04/16/46		09/01/2023	Paydown		59,683	59,683	48,972	52,809	0	6,874	0	6,874	0	59,683	0	0	0	1,652	04/16/2046	1.A
..38373M-VA-5	GNMA 06-32 5.556% 11/16/45		09/01/2023	Paydown		3,273	3,273	3,108	3,147	0	126	0	126	0	3,273	0	0	0	121	11/16/2045	1.A
..38374B-BG-7	GNMA 03-49 2003-49 Z 5.218% 04/16/43 GOVERNMENT NATIONAL MORTGAGE A 2003-72 Z		09/01/2023	Paydown		82,699	82,699	82,694	82,563	0	136	0	136	0	82,699	0	0	0	2,850	04/16/2043	1.A
..38374B-OR-7	5.412% 11/16/45 GOVERNMENT NATIONAL MORTGAGE AGENCY CMO 04-38		09/01/2023	Paydown		79,288	79,288	70,242	72,397	0	6,891	0	6,891	0	79,288	0	0	0	2,834	11/16/2045	1.A
..38374G-RF-1	5.000% 05/20/34 GOVERNMENT NATIONAL MORTGAGE A 2004-103 ZB		09/01/2023	Paydown		877	877	861	868	0	9	0	9	0	877	0	0	0	29	05/20/2034	1.A
..38374J-7B-6	5.473% 11/16/44		09/01/2023	Paydown		5,047	5,047	4,961	4,994	0	53	0	53	0	5,047	0	0	0	184	11/16/2044	1.A
..38374J-FJ-0	GNMA 04-77 2004-77 Z 5.950% 09/16/44 GOVERNMENT NATIONAL MORTGAGE A GNMA_09-85		09/01/2023	Paydown		209,687	209,687	207,714	208,261	0	1,427	0	1,427	0	209,687	0	0	0	9,196	09/16/2044	1.A
..38376F-2S-0	5.000% 09/20/39 GOVERNMENT NATIONAL MORTGAGE A GNMA_09-82		09/01/2023	Paydown		56,120	56,120	54,981	55,431	0	689	0	689	0	56,120	0	0	0	1,852	09/20/2039	1.A
..38376F-T6-9	5.000% 09/16/39 GOVERNMENT NATIONAL MORTGAGE GNMA_09-78		09/01/2023	Paydown		11,658	11,658	11,317	11,449	0	209	0	209	0	11,658	0	0	0	390	09/16/2039	1.A
..38376F-UF-7	5.000% 09/20/39 GOVERNMENT NATIONAL MORTGAGE A GOVERNMENT NATIONAL MORTGAGE A 3.650% 04/16/53		09/01/2023	Paydown		100,477	100,477	96,735	98,334	0	2,144	0	2,144	0	100,477	0	0	0	3,316	09/20/2039	1.A
..38376G-6B-1	GOVERNMENT NATIONAL MORTGAGE A GOVERNMENT NATIONAL MORTGAGE A 3.926% 10/16/53		09/01/2023	Paydown		5,192	5,192	5,004	5,062	0	130	0	130	0	5,192	0	0	0	129	04/16/2053	1.A
..38376G-7L-8	GOVERNMENT NATIONAL MORTGAGE A GNMA_09-90		09/01/2023	Paydown		71,945	71,945	71,035	71,218	0	726	0	726	0	71,945	0	0	0	1,740	10/16/2053	1.A
..38376G-AZ-3	5.600% 04/16/51 GOVERNMENT NATIONAL MORTGAGE A 4.503%		09/01/2023	Paydown		4,750	4,750	4,637	4,657	0	92	0	92	0	4,750	0	0	0	177	04/16/2051	1.A
..38376G-CL-2	GOVERNMENT NATIONAL MORTGAGE A 4.091%		09/01/2023	Paydown		25,398	25,398	21,656	22,258	0	3,140	0	3,140	0	25,398	0	0	0	763	12/16/2049	1.A
..38376G-IC-0	08/16/50 GOVERNMENT NATIONAL MORTGAGE A GNR 2009-104		09/01/2023	Paydown		95,070	95,070	89,859	90,737	0	4,332	0	4,332	0	95,070	0	0	0	2,592	08/16/2050	1.A
..38376J-JV-7	5.000% 11/20/39 GOVERNMENT NATIONAL MORTGAGE A GNMA_09-123		09/01/2023	Paydown		94,103	94,103	91,669	92,671	0	1,432	0	1,432	0	94,103	0	0	0	3,139	11/20/2039	1.A
..38376J-Y3-2	4.500% 12/20/39 GOVERNMENT NATIONAL MORTGAGE A GNMA_09-123		09/01/2023	Paydown		122,427	122,427	114,235	118,066	0	4,362	0	4,362	0	122,427	0	0	0	3,658	12/20/2039	1.A
..38376J-Z3-1	4.500% 12/20/39 GOVERNMENT NATIONAL MORTGAGE A GNMA_09-93		09/01/2023	Paydown		51,371	51,371	47,688	49,382	0	1,989	0	1,989	0	51,371	0	0	0	1,535	12/20/2039	1.A
..38376K-AP-6	5.000% 10/20/39		09/01/2023	Paydown		90,413	90,413	89,238	89,645	0	768	0	768	0	90,413	0	0	0	3,000	10/20/2039	1.A

E05



STATEMENT AS OF SEPTEMBER 30, 2023 OF GENWORTH LIFE INSURANCE COMPANY

**SCHEDULE D - PART 4**

Show All Long-Term Bonds and Stock Sold, Redeemed or Otherwise Disposed of During the Current Quarter

1	2	3	4	5	6	7	8	9	10	Change In Book/Adjusted Carrying Value					16	17	18	19	20	21	22		
										11	12	13	14	15									
CUSIP Identification	Description	Foreign	Disposal Date	Name of Purchaser	Number of Shares of Stock	Consideration	Par Value	Actual Cost	Prior Year Book/Adjusted Carrying Value	Unrealized Valuation Increase/(Decrease)	Current Year's (Amortization)/Accretion	Current Year's Other Than Temporary Impairment Recognized	Total Change in Book/Adjusted Carrying Value (11 + 12 - 13)	Total Foreign Exchange Change in Book /Adjusted Carrying Value	Book/Adjusted Carrying Value at Disposal Date	Foreign Exchange Gain (Loss) on Disposal	Realized Gain (Loss) on Disposal	Total Gain (Loss) on Disposal	Bond Interest/Stock Dividends Received During Year	Stated Contractual Maturity Date	NAIC Designation, NAIC Designation Modifier and SVO Administrative Symbol		
..38376K-B7-5	GOVERNMENT NATIONAL MORTGAGE A GNR 09-91 5.000% 10/20/39		09/01/2023	Paydown		72,706	72,706	71,663	72,032	0	674	0	674	0	72,706	0	0	0	2,397	10/20/2039	1.A		
..38376K-ZJ-3	GOVERNMENT NATIONAL MORTGAGE A GNR 2009-97 5.000% 10/20/39		09/01/2023	Paydown		98,197	98,197	96,569	97,172	0	1,025	0	1,025	0	98,197	0	0	0	3,273	10/20/2039	1.A		
..38376P-D7-2	GOVERNMENT NATIONAL MORTGAGE A 4.500% 12/20/39		09/01/2023	Paydown		317,809	317,809	294,637	305,514	0	12,295	0	12,295	0	317,809	0	0	0	9,579	12/20/2039	1.A		
..38376P-MZ-0	GOVERNMENT NATIONAL MORTGAGE A GNR 2009-118 5.000% 12/20/39		09/01/2023	Paydown		34,856	34,856	33,907	34,304	0	552	0	552	0	34,856	0	0	0	1,174	12/20/2039	1.A		
..38376P-TF-7	GOVERNMENT NATIONAL MORTGAGE A GNMA_09-125 4.500% 12/20/39		09/01/2023	Paydown		96,645	96,645	90,387	93,222	0	3,423	0	3,423	0	96,645	0	0	0	2,896	12/20/2039	1.A		
..38376V-AC-1	GOVERNMENT NATIONAL MORTGAGE A GNMA_10-20A 4.000% 02/20/40		09/01/2023	Paydown		73,922	73,922	63,720	68,610	0	5,312	0	5,312	0	73,922	0	0	0	1,938	02/20/2040	1.A		
..38376X-NK-5	GOVERNMENT NATIONAL MORTGAGE A 4.500% 03/20/40		09/01/2023	Paydown		35,976	35,976	35,088	35,584	0	391	0	391	0	35,976	0	0	0	1,076	03/20/2040	1.A		
..38377T-2Y-6	GOVERNMENT NATIONAL MORTGAGE A GINNIE MAE GNMA_11-28 4.000% 01/20/41		09/01/2023	Paydown		32,077	32,077	27,287	29,411	0	2,666	0	2,666	0	32,077	0	0	0	923	01/20/2041	1.A		
..38377T-3A-7	GOVERNMENT NATIONAL MORTGAGE A GINNIE MAE GNMA_11-28 4.000% 12/20/40		09/01/2023	Paydown		121,452	121,452	102,378	111,170	0	10,282	0	10,282	0	121,452	0	0	0	3,291	12/20/2040	1.A		
..38379U-JR-1	GOVERNMENT NATIONAL MORTGAGE A GNMA_16-34 2.900% 01/16/58		09/01/2023	Paydown		14,663	14,663	13,207	13,461	0	1,202	0	1,202	0	14,663	0	0	0	284	01/16/2058	1.A		
..912810-QE-1	US TREASURY TREASURY BOND 4.625% 02/15/40		07/27/2023	BANC OF AMERICA SECURITIES LLC		42,625,000	40,000,000	40,287,500	40,210,251	0	(4,710)	0	(4,710)	0	40,205,541	0	2,419,458	2,419,458	1,758,011	02/15/2040	1.A		
<b>0109999999 Subtotal - Bonds - U.S. Governments</b>								45,486,933	42,861,933	42,960,536	42,959,678	0	107,794	0	107,794	0	43,067,474	0	2,419,458	2,419,458	1,848,636	XXX	XXX
..760942-AZ-5	URUGUAY URUGUAY (ORIENTAL REPUBLIC OF) 4.500% 08/14/24	C	08/14/2023	Redemption 100.0000		2,300,000	2,300,000	2,296,159	2,299,376	0	624	0	624	0	2,300,000	0	0	0	103,500	08/14/2024	2.B FE		
<b>0309999999 Subtotal - Bonds - All Other Governments</b>								2,300,000	2,300,000	2,296,159	2,299,376	0	624	0	624	0	2,300,000	0	0	0	103,500	XXX	XXX
..594612-BK-8	MICHIGAN ST MICHIGAN ST 3.800% 05/15/33		07/03/2023	Call 100.0000 Redemption 100.0000		1,715,000	1,715,000	1,716,389	1,715,064	0	(64)	0	(64)	0	1,715,000	0	0	0	41,274	05/15/2033	1.B FE		
..917542-OR-6	UTAH ST MUNI BND GO 4.554% 07/01/24		07/01/2023			1,235,000	1,235,000	1,235,000	1,235,000	0	0	0	0	0	1,235,000	0	0	0	56,242	07/01/2024	1.A FE		
<b>0509999999 Subtotal - Bonds - U.S. States, Territories and Possessions</b>								2,950,000	2,950,000	2,951,389	2,950,064	0	(64)	0	(64)	0	2,950,000	0	0	0	97,516	XXX	XXX
..14069B-AA-2	CAPMARK MILITARY HOUSING TRUST 2007-AETC A1 144A 5.746% 02/10/52		09/10/2023	Various		35,179	35,179	35,286	35,261	0	(82)	0	(82)	0	35,179	0	0	0	1,348	02/10/2052	2.C		
..154277-HW-4	CENTRAL OKLA TRANSN & PKG AUTH CENTRAL OKLA TRANSN & PKG AUTH 4.969% 07/01/38		07/03/2023	Call 100.0000		4,000,000	4,000,000	4,000,000	4,000,000	0	0	0	0	0	4,000,000	0	0	0	198,760	07/01/2038	1.C FE		
..3128MC-GD-1	FREDDIE MAC GOLD POOL # G13596 4.000% 07/01/24		09/01/2023	Paydown		6,821	6,821	7,018	6,873	0	(52)	0	(52)	0	6,821	0	0	0	181	07/01/2024	1.A		
..3136A1-N9-2	FANNIE MAE FNMA 11-114 3.500% 11/25/41		09/01/2023	Paydown		89,287	89,287	83,617	86,200	0	3,087	0	3,087	0	89,287	0	0	0	2,077	11/25/2041	1.A		
..3136A1-UL-7	FANNIE MAE FNMA 11-108 AZ 4.000% 10/25/41		09/01/2023	Paydown		23,939	23,939	23,443	23,635	0	304	0	304	0	23,939	0	0	0	638	10/25/2041	1.A		
..3136A4-GW-3	FANNIE MAE FNMA 12-20 FANNIE MAE FNMA 12-20 3.500% 03/25/42		09/01/2023	Paydown		25,555	25,555	24,384	24,907	0	648	0	648	0	25,555	0	0	0	607	03/25/2042	1.A		
..3136AL-H3-8	FNR 14-79 FANNIE MAE FNR 14-79 3.000% 09/25/44		09/01/2023	Paydown		31,415	31,415	30,958	31,187	0	228	0	228	0	31,415	0	0	0	664	09/25/2044	1.A		
..3137A1-BV-4	FREDDIE MAC FHLIC 3718 4.000% 08/15/30		09/01/2023	Paydown		92,621	92,621	94,097	92,948	0	(327)	0	(327)	0	92,621	0	0	0	2,432	08/15/2030	1.A		
..3137A4-SX-1	FREDDIE MAC FHLIC 3778 4.000% 12/15/40		09/01/2023	Paydown		67,626	67,626	57,606	62,448	0	5,178	0	5,178	0	67,626	0	0	0	1,803	12/15/2040	1.A		
..3137A5-EK-6	FREDDIE MAC FHLIC 3793 FREDDIE MAC FHLIC_3793 4.000% 01/15/41		09/01/2023	Paydown		13,637	13,637	13,536	13,565	0	72	0	72	0	13,637	0	0	0	366	01/15/2041	1.A		
..3137AC-M6-3	FREDDIE MAC FHLIC 11-3878 FREDDIE MAC FHLIC 11-3878 4.500% 04/15/41		09/01/2023	Paydown		95,940	95,940	104,911	99,534	0	(3,594)	0	(3,594)	0	95,940	0	0	0	2,913	04/15/2041	1.A		
..3137AD-R5-8	FREDDIE MAC FHLIC 3887 4.000% 07/15/41		09/01/2023	Paydown		323,350	323,350	289,262	306,090	0	17,260	0	17,260	0	323,350	0	0	0	8,540	07/15/2041	1.A		
..3137AF-SY-9	FREDDIE MAC FHLIC 3919 FREDDIE MAC FHLIC_3919 4.000% 09/15/41		09/01/2023	Paydown		549,755	549,755	531,317	539,505	0	10,250	0	10,250	0	549,755	0	0	0	14,649	09/15/2041	1.A		

STATEMENT AS OF SEPTEMBER 30, 2023 OF GENWORTH LIFE INSURANCE COMPANY

**SCHEDULE D - PART 4**

Show All Long-Term Bonds and Stock Sold, Redeemed or Otherwise Disposed of During the Current Quarter

1 CUSIP Identification	2 Description	3 Foreign	4 Disposal Date	5 Name of Purchaser	6 Number of Shares of Stock	7 Consideration	8 Par Value	9 Actual Cost	10 Prior Year Book/ Adjusted Carrying Value	Change In Book/Adjusted Carrying Value					16 Book/ Adjusted Carrying Value at Disposal Date	17 Foreign Exchange Gain (Loss) on Disposal	18 Realized Gain (Loss) on Disposal	19 Total Gain (Loss) on Disposal	20 Bond Interest/ Stock Dividends Received During Year	21 Stated Contractual Maturity Date	22 NAIC Designation, NAIC Designation Modifier and SVO Administrative Symbol
										11 Unrealized Valuation Increase/ (Decrease)	12 Current Year's (Amortization)/ Accretion	13 Current Year's Other Than Temporary Impairment Recognized	14 Total Change in Book/ Adjusted Carrying Value (11 + 12 - 13)	15 Total Foreign Exchange Change in Book /Adjusted Carrying Value							
..3137AJ-J7-0	FREDDIE MAC FHLMC 11-3960 FREDDIE MAC FHLMC 11-3960 3.500% 11/15/41		09/01/2023	Paydown		265,669	265,669	247,781	255,852	0	9,817	0	9,817	0	265,669	0	0	0	1,978	11/15/2041	1.A
..3137BL-XK-9	FREDDIE MAC FHLMC 13-4247 3.000% 03/15/43		09/01/2023	Paydown		3	3	3	3	0	0	0	0	0	3	0	0	0	0	03/15/2043	1.A
..3137GA-2S-5	FREDDIE MAC FHLMC 15-4531 3.500% 11/15/45		09/01/2023	Paydown		45,175	45,175	46,735	46,432	0	(1,257)	0	(1,257)	0	45,175	0	0	0	995	11/15/2045	1.A
..31376A-JM-0	FREDDIE MAC FHLMC 3730 4.500% 09/15/40		09/01/2023	Paydown		87,385	87,385	93,897	90,550	0	(3,165)	0	(3,165)	0	87,385	0	0	0	2,485	09/15/2040	1.A
..31376A-R2-5	FREDDIE MAC FHLMC 3748 4.000% 10/15/40		09/01/2023	Paydown		149,879	149,879	149,598	149,625	0	254	0	254	0	149,879	0	0	0	4,023	10/15/2040	1.A
..31392B-6U-5	FREDDIE MAC FHLMC 3740 4.000% 10/15/40		09/01/2023	Paydown		89,411	89,411	88,377	88,873	0	537	0	537	0	89,411	0	0	0	2,382	10/15/2040	1.A
..31392C-R3-0	FNGT 02-T4 2002-T4 A2 7.000% 12/25/41		07/01/2023	Paydown		3,427	3,427	3,516	3,456	0	(28)	0	(28)	0	3,427	0	0	0	140	12/25/2041	1.A
..31393B-U5-2	FNMA 02-26 2002-26 A1 7.000% 01/25/48		09/01/2023	Paydown		17,014	17,014	17,444	17,147	0	(134)	0	(134)	0	17,014	0	0	0	793	01/25/2048	1.A
..31393C-FD-0	FNW 03-6 2003-W6 2A4 5.204% 09/25/42		09/01/2023	Paydown		49,708	49,708	49,099	49,363	0	345	0	345	0	49,708	0	0	0	1,699	09/25/2042	1.A
..31393C-W5-8	FANNIE MAE FNMA 03-34 2.284% 01/25/48		09/01/2023	Paydown		33,358	33,358	32,525	32,577	0	782	0	782	0	33,358	0	0	0	511	01/25/2048	1.A
..31393D-VR-9	FNW 03-W8 2003-W8 1A4 4.780% 12/25/42		09/01/2023	Paydown		26,559	26,559	26,292	26,398	0	160	0	160	0	26,559	0	0	0	841	12/25/2042	1.A
..31393U-PS-6	FANNIE MAE FNMA 03-61 AGENCY CMO 03-61 5.000% 08/25/33		09/01/2023	Paydown		19,093	19,093	19,010	19,021	0	72	0	72	0	19,093	0	0	0	635	08/25/2033	1.A
..31393X-3L-9	FNMA 03-117 2003-117 KB 6.000% 12/25/33		09/01/2023	Paydown		200,252	200,252	210,264	202,691	0	(2,440)	0	(2,440)	0	200,252	0	0	0	7,411	12/25/2033	1.A
..31393X-VK-0	FNW 04-W4 FANNIEMAE WHOLE LOAN FNW 04-W4 5.500% 06/25/34		09/01/2023	Paydown		81,651	81,651	86,193	83,706	0	(2,055)	0	(2,055)	0	81,651	0	0	0	3,396	06/25/2034	1.A
..31394C-US-9	FANNIEMAE WHOLE LOAN FNMA 04-W 5.500% 05/25/34		09/01/2023	Paydown		87,564	87,564	92,262	89,317	0	(1,754)	0	(1,754)	0	87,564	0	0	0	3,500	05/25/2034	1.B FE
..31394J-LN-5	FANNIE MAE FNMA 05-15 5.500% 03/25/35		09/01/2023	Paydown		35,399	35,399	36,101	35,627	0	(228)	0	(228)	0	35,399	0	0	0	1,296	03/25/2035	1.A
..31394R-TP-4	FHLMC 2676 AGENCY CMO 2676 4.500% 09/15/33		09/01/2023	Paydown		4,018	4,018	3,597	3,820	0	198	0	198	0	4,018	0	0	0	120	09/15/2033	1.A
..31394U-W7-4	FREDDIE MAC FHLMC 2766 5.000% 03/15/34		09/01/2023	Paydown		3,196	3,196	3,091	3,140	0	55	0	55	0	3,196	0	0	0	107	03/15/2034	1.A
..31395B-Y8-0	FANNIE MAE FNMA 05-106 4.500% 12/25/35		09/01/2023	Paydown		4,557	4,557	4,212	4,375	0	182	0	182	0	4,557	0	0	0	137	12/25/2035	1.A
..31395J-HV-1	FANNIE MAE ACES FNA 06-M1 2006-M1 Z 5.547% 03/25/36		09/01/2023	Paydown		52,195	52,195	51,366	51,580	0	615	0	615	0	52,195	0	0	0	1,931	03/25/2036	1.A
..31395P-BA-9	FHLMC 2882 5.000% 11/15/34		09/01/2023	Paydown		24,839	24,839	23,886	24,406	0	433	0	433	0	24,839	0	0	0	828	11/15/2034	1.A
..31395W-X6-9	FREDDIE MAC FHLMC 2931 5.000% 02/15/35		09/01/2023	Paydown		2,510	2,510	2,445	2,472	0	37	0	37	0	2,510	0	0	0	81	02/15/2035	1.A
..31396H-HT-9	FREDDIE MAC FHLMC 3012 4.500% 08/15/35		09/01/2023	Paydown		3,004	3,004	2,985	2,991	0	13	0	13	0	3,004	0	0	0	90	08/15/2035	1.A
..31396Q-KB-4	FREDDIE MAC FHLMC 3114 5.000% 02/15/36		09/01/2023	Paydown		8,152	8,152	7,820	7,971	0	175	0	175	0	8,152	0	0	0	273	02/15/2036	1.A
..31396R-KJ-5	FANNIE MAE FNMA 09-51 4.500% 07/25/39		09/01/2023	Paydown		2,217	2,217	1,982	2,075	0	142	0	142	0	2,217	0	0	0	67	07/25/2039	1.A
..31396T-FY-4	FANNIE MAE FNMA 09-55 5.000% 07/25/39		09/01/2023	Paydown		21,803	21,803	21,313	21,560	0	243	0	243	0	21,803	0	0	0	729	07/25/2039	1.A
..31397A-FM-7	FREDDIE MAC FHLMC 3153 5.000% 05/15/36		09/01/2023	Paydown		16,139	16,139	13,476	14,808	0	1,330	0	1,330	0	16,139	0	0	0	554	05/15/2036	1.A
..31397J-R9-7	FREDDIE MAC FHLMC 3169 5.000% 06/15/36		09/01/2023	Paydown		10,725	10,725	8,946	9,879	0	847	0	847	0	10,725	0	0	0	359	06/15/2036	1.A
..31397Q-ZB-3	FREDDIE MAC FHLMC 3203 5.000% 08/15/36		09/01/2023	Paydown		14,503	14,503	14,247	14,349	0	154	0	154	0	14,503	0	0	0	482	08/15/2036	1.A
..31397R-8	FREDDIE MAC FHLMC 3351 5.500% 07/15/37		09/01/2023	Paydown		39,254	39,254	39,431	39,309	0	(55)	0	(55)	0	39,254	0	0	0	1,437	07/15/2037	1.A
..31397Q-ZB-3	FANNIE MAE FNMA 10-147 4.000% 01/25/26		09/01/2023	Paydown		34,613	34,613	33,690	34,434	0	179	0	179	0	34,613	0	0	0	923	01/25/2026	1.A
..31397Q-ZR-8	FANNIE MAE FNMA 2010-158 Z 4.000% 01/25/41		09/01/2023	Paydown		45,376	45,376	44,337	44,692	0	684	0	684	0	45,376	0	0	0	1,235	01/25/2041	1.A
..31397Q-PB-8	FANNIE MAE FNMA 11-12 FANNIE MAE FNMA 11-12 3.500% 02/25/41		09/01/2023	Paydown		339,806	339,806	321,360	330,266	0	9,540	0	9,540	0	339,806	0	0	0	8,432	02/25/2041	1.A
..31397Q-PL-6	FANNIE MAE FNMA 11-12 4.000% 02/25/41		09/01/2023	Paydown		281,759	281,759	248,901	263,489	0	18,270	0	18,270	0	281,759	0	0	0	7,207	02/25/2041	1.A
..31397Q-XA-1	FANNIE MAE FNMA 11-15 4.000% 03/25/41		09/01/2023	Paydown		208,617	208,617	186,128	196,901	0	11,716	0	11,716	0	208,617	0	0	0	5,446	03/25/2041	1.A
..31397Q-XE-3	FANNIE MAE FNMA 11-15 4.000% 03/25/41		09/01/2023	Paydown		43,606	43,606	37,863	40,170	0	3,436	0	3,436	0	43,606	0	0	0	1,167	03/25/2041	1.A
..31397Q-ZS-0	FANNIE MAE FNMA 10-147 4.000% 01/25/41		09/01/2023	Paydown		6,970	6,970	5,742	6,214	0	756	0	756	0	6,970	0	0	0	187	01/25/2041	1.A
..31397S-AN-4	FANNIE MAE FNMA 11-16 5.000% 07/25/39		09/01/2023	Paydown		89,437	89,437	89,025	89,095	0	342	0	342	0	89,437	0	0	0	2,968	07/25/2039	1.A
..31397S-WB-6	FANNIE MAE FNMA 11-39 4.000% 05/25/41		09/01/2023	Paydown		14,449	14,449	15,074	14,933	0	(485)	0	(485)	0	14,449	0	0	0	390	05/25/2041	1.A
..31397T-2F-8	FREDDIE MAC FHLMC 3438 AGENCY CMO 5.000% 04/15/38		09/01/2023	Paydown		23,302	23,302	22,980	23,119	0	183	0	183	0	23,302	0	0	0	785	04/15/2038	1.A

E05.2

STATEMENT AS OF SEPTEMBER 30, 2023 OF GENWORTH LIFE INSURANCE COMPANY

SCHEDULE D - PART 4

Show All Long-Term Bonds and Stock Sold, Redeemed or Otherwise Disposed of During the Current Quarter

1	2	3	4	5	6	7	8	9	10	Change In Book/Adjusted Carrying Value					16	17	18	19	20	21	22
										11	12	13	14	15							
CUSIP Identification	Description	Foreign	Disposal Date	Name of Purchaser	Number of Shares of Stock	Consideration	Par Value	Actual Cost	Prior Year Book/Adjusted Carrying Value	Unrealized Valuation Increase/(Decrease)	Current Year's (Amortization)/Accretion	Current Year's Other Than Temporary Impairment Recognized	Total Change in Book/Adjusted Carrying Value (11 + 12 - 13)	Total Foreign Exchange Change in Book /Adjusted Carrying Value	Book/Adjusted Carrying Value at Disposal Date	Foreign Exchange Gain (Loss) on Disposal	Realized Gain (Loss) on Disposal	Total Gain (Loss) on Disposal	Bond Interest/Stock Dividends Received During Year	Stated Contractual Maturity Date	NAIC Designation, NAIC Designation Modifier and SVO Administrative Symbol
..31397U-4L-0	FANNIE MAE FNMA 11-67 4.000% 07/25/41 .....		09/01/2023	Paydown		239,551	239,551	212,066	224,886	0	14,665	0	14,665	0	239,551	0	0	0	6,366	07/25/2041	1.A
..31397U-BY-4	FANNIE MAE FNMA 11-38 4.000% 05/25/41 .....		09/01/2023	Paydown		96,819	96,819	104,202	102,177	0	(5,357)	0	(5,357)	0	96,819	0	0	0	2,813	05/25/2041	1.A
..31397U-DU-0	FANNIE MAE FNMA 11-47 4.000% 06/25/41 .....		09/01/2023	Paydown		505,653	505,653	470,347	488,438	0	17,215	0	17,215	0	505,653	0	0	0	13,276	06/25/2041	1.A
..31397U-PZ-6	FANNIE MAE FNMA 11-56 5.000% 09/25/40 .....		09/01/2023	Paydown		14,922	14,922	14,785	14,813	0	109	0	109	0	14,922	0	0	0	499	09/25/2040	1.A
..31397W-JU-0	FREDDIE MAC FHLIC 3476 5.500% 07/15/38 .....		09/01/2023	Paydown		100,728	100,728	101,513	101,082	0	(354)	0	(354)	0	100,728	0	0	0	3,729	07/15/2038	1.A
..31398E-CA-0	FREDDIE MAC FHR 3538 AGENCY CMO 3538H 4.500% 06/15/29 .....		09/01/2023	Paydown		41,418	41,418	39,645	40,818	0	600	0	600	0	41,418	0	0	0	1,232	06/15/2029	1.A
..31398E-E9-1	FREDDIE MAC FHLIC 3556 AGENCY CMO 3556 5.000% 07/15/37 .....		09/01/2023	Paydown		35,712	35,712	33,915	35,143	0	569	0	569	0	35,712	0	0	0	1,086	06/15/2029	1.A
..31398E-K9-4	FANNIE MAE FNMA 09-89 4.500% 11/25/39 .....		09/01/2023	Paydown		108,698	108,698	106,102	107,392	0	1,306	0	1,306	0	108,698	0	0	0	3,636	07/15/2037	1.A
..31398F-2F-7	FANNIE MAE FNMA 09-89 5.410% 05/25/35 .....		09/01/2023	Paydown		12,455	12,455	11,392	11,790	0	665	0	665	0	12,455	0	0	0	355	11/25/2039	1.A
..31398F-W9-8	FANNIE MAE FNMA 09-89 4.500% 11/25/39 .....		09/01/2023	Paydown		9,135	9,135	9,723	9,191	0	(56)	0	(56)	0	9,135	0	0	0	334	05/25/2035	1.A
..31398F-Y8-8	FANNIE MAE FNMA 09-89 4.500% 11/25/39 .....		09/01/2023	Paydown		11,470	11,470	12,455	11,841	0	615	0	615	0	11,470	0	0	0	355	11/25/2039	1.A
..31398F-YE-5	FANNIE MAE FNMA 09-93 4.500% 11/25/39 .....		09/01/2023	Paydown		14,638	14,638	13,631	13,992	0	646	0	646	0	14,638	0	0	0	429	11/25/2039	1.A
..31398G-AC-3	FANNIE MAE FNMA 09-104A 4.500% 12/25/39 .....		09/01/2023	Paydown		6,453	6,453	5,920	6,112	0	341	0	341	0	6,453	0	0	0	194	12/25/2039	1.A
..31398G-FS-3	FANNIE MAE FNMA 09-102 4.500% 12/25/39 .....		09/01/2023	Paydown		25,976	25,976	23,660	24,527	0	1,449	0	1,449	0	25,976	0	0	0	778	12/25/2039	1.A
..31398G-BH-1	FANNIE MAE FNMA 09-102 4.500% 12/25/39 .....		09/01/2023	Paydown		11,174	11,174	10,289	10,602	0	572	0	572	0	11,174	0	0	0	335	12/25/2039	1.A
..31398G-D7-1	FANNIE MAE FNMA 10-6 5.000% 02/25/40 .....		09/01/2023	Paydown		187,341	187,341	180,350	183,914	0	3,427	0	3,427	0	187,341	0	0	0	6,269	02/25/2040	1.A
..31398G-FS-3	FANNIE MAE FNMA 09-105 5.000% 12/25/39 .....		09/01/2023	Paydown		126,517	126,517	123,727	124,882	0	1,634	0	1,634	0	126,517	0	0	0	4,335	12/25/2039	1.A
..31398G-GT-0	FANNIE MAE FNMA 09-98 4.500% 12/25/39 .....		09/01/2023	Paydown		704	704	677	685	0	19	0	19	0	704	0	0	0	21	12/25/2039	1.A
..31398G-J2-6	FANNIE MAE FNMA 10-5 5.000% 02/25/40 .....		09/01/2023	Paydown		16,698	16,698	15,927	16,287	0	411	0	411	0	16,698	0	0	0	557	02/25/2040	1.A
..31398G-NZ-8	FANNIE MAE FNMA 09-108 5.000% 01/25/40 .....		09/01/2023	Paydown		6,162	6,162	5,983	6,049	0	114	0	114	0	6,162	0	0	0	205	01/25/2040	1.A
..31398G-TN-9	FANNIE MAE FNMA 09-109 4.500% 01/25/40 .....		09/01/2023	Paydown		7,526	7,526	6,886	7,132	0	394	0	394	0	7,526	0	0	0	226	01/25/2040	1.A
..31398G-XM-6	FANNIE MAE FNMA 09-107 5.000% 01/25/40 .....		09/01/2023	Paydown		12,383	12,383	12,061	12,165	0	218	0	218	0	12,383	0	0	0	411	01/25/2040	1.A
..31398G-Z5-1	FANNIE MAE FNMA 10-10 4.500% 02/25/40 .....		09/01/2023	Paydown		31,506	31,506	28,685	30,021	0	1,485	0	1,485	0	31,506	0	0	0	923	02/25/2040	1.A
..31398J-XX-6	FREDDIE MAC FHLIC 3571 5.500% 09/15/39 .....		09/01/2023	Paydown		38,074	38,074	38,531	38,292	0	(218)	0	(218)	0	38,074	0	0	0	1,395	09/15/2039	1.A
..31398K-4E-7	FREDDIE MAC FHLIC 3588 5.000% 10/15/49 .....		09/01/2023	Paydown		2,847	2,847	2,801	2,813	0	34	0	34	0	2,847	0	0	0	95	10/15/2049	1.A
..31398K-X0-8	FREDDIE MAC FHLIC 3595 4.500% 11/15/39 .....		09/01/2023	Paydown		54,968	54,968	49,441	52,328	0	2,640	0	2,640	0	54,968	0	0	0	1,618	11/15/2039	1.A
..31398L-PM-4	FREDDIE MAC FHLIC 3606 5.000% 04/15/36 .....		09/01/2023	Paydown		6,037	6,037	5,960	5,988	0	49	0	49	0	6,037	0	0	0	209	04/15/2036	1.A
..31398L-SL-3	FREDDIE MAC FHLIC 3611 5.000% 12/15/39 .....		09/01/2023	Paydown		72,421	72,421	70,877	71,621	0	799	0	799	0	72,421	0	0	0	2,417	12/15/2039	1.A
..31398L-VK-1	FREDDIE MAC FHLIC 3628 5.000% 01/15/40 .....		09/01/2023	Paydown		98,232	98,232	94,726	96,421	0	1,810	0	1,810	0	98,232	0	0	0	3,212	01/15/2040	1.A
..31398L-X4-5	FREDDIE MAC FHLIC 3622 4.500% 01/15/40 .....		09/01/2023	Paydown		78,135	78,135	74,552	76,494	0	1,641	0	1,641	0	78,135	0	0	0	2,338	01/15/2040	1.A
..31398M-2V-7	FANNIE MAE FNMA 10-34 4.500% 04/25/40 .....		09/01/2023	Paydown		2,938	2,938	2,820	2,861	0	77	0	77	0	2,938	0	0	0	88	04/25/2040	1.A
..31398M-VK-9	FANNIE MAE FNMA 10-21 5.000% 03/25/40 .....		09/01/2023	Paydown		142,820	142,820	143,891	142,994	0	(174)	0	(174)	0	142,820	0	0	0	4,728	03/25/2040	1.A
..31398M-ZH-2	FANNIE MAE FNMA 10-23 5.000% 03/25/40 .....		09/01/2023	Paydown		199,963	199,963	193,643	196,471	0	3,491	0	3,491	0	199,963	0	0	0	6,679	03/25/2040	1.A
..31398N-A5-3	FANNIE MAE FNMA 10-119 4.500% 10/25/40 .....		09/01/2023	Paydown		113,316	113,316	115,450	114,309	0	(993)	0	(993)	0	113,316	0	0	0	3,435	10/25/2040	1.A
..31398N-BK-9	FANNIE MAE FNMA 10-102 4.500% 07/25/40 .....		09/01/2023	Paydown		10,925	10,925	10,925	10,925	0	0	0	0	0	10,925	0	0	0	331	07/25/2040	1.A
..31398N-MZ-4	FANNIE MAE FNMA 10-114 4.000% 10/25/40 .....		09/01/2023	Paydown		3,383	3,383	3,311	3,336	0	47	0	47	0	3,383	0	0	0	90	10/25/2040	1.A
..31398P-3N-7	FANNIE MAE FNMA 10-39 4.500% 05/25/40 .....		09/01/2023	Paydown		64,467	64,467	62,079	63,300	0	1,166	0	1,166	0	64,467	0	0	0	1,927	05/25/2040	1.A
..31398P-CF-4	FANNIE MAE FNMA 10-33 4.500% 04/25/40 .....		09/01/2023	Paydown		153,504	153,504	146,404	150,270	0	3,234	0	3,234	0	153,504	0	0	0	4,487	04/25/2040	1.A
..31398P-PQ-6	FANNIE MAE FNMA 10-47 5.000% 05/25/40 .....		09/01/2023	Paydown		25,374	25,374	25,056	25,180	0	193	0	193	0	25,374	0	0	0	863	05/25/2040	1.A
..31398P-Q3-6	FANNIE MAE FNMA 10-50 4.500% 05/25/40 .....		09/01/2023	Paydown		97,557	97,557	91,912	94,226	0	3,331	0	3,331	0	97,557	0	0	0	3,063	05/25/2040	1.A
..31398P-T6-6	FANNIE MAE FNMA 10-39 4.500% 05/25/40 .....		09/01/2023	Paydown		9,480	9,480	9,898	9,674	0	(194)	0	(194)	0	9,480	0	0	0	285	05/25/2040	1.A
..31398P-V4-8	FANNIE MAE FNMA 10-39 4.500% 05/25/40 .....		09/01/2023	Paydown		55,474	55,474	52,527	53,957	0	1,517	0	1,517	0	55,474	0	0	0	1,616	05/25/2040	1.A
..31398P-W9-6	FANNIE MAE FNMA 10-39 4.500% 05/25/40 .....		09/01/2023	Paydown		8,831	8,831	8,359	8,532	0	299	0	299	0	8,831	0	0	0	265	05/25/2040	1.A
..31398P-Y3-7	FANNIE MAE FNMA 10-39 4.500% 05/25/40 .....		09/01/2023	Paydown		125,309	125,309	114,296	120,008	0	5,301	0	5,301	0	125,309	0	0	0	3,746	05/25/2040	1.A

E05.3

STATEMENT AS OF SEPTEMBER 30, 2023 OF GENWORTH LIFE INSURANCE COMPANY

**SCHEDULE D - PART 4**

Show All Long-Term Bonds and Stock Sold, Redeemed or Otherwise Disposed of During the Current Quarter

1	2	3	4	5	6	7	8	9	10	Change In Book/Adjusted Carrying Value					16	17	18	19	20	21	22
										11	12	13	14	15							
CUSIP Identification	Description	Foreign	Disposal Date	Name of Purchaser	Number of Shares of Stock	Consideration	Par Value	Actual Cost	Prior Year Book/Adjusted Carrying Value	Unrealized Valuation Increase/(Decrease)	Current Year's (Amortization)/Accretion	Current Year's Other Than Temporary Impairment Recognized	Total Change in Book/Adjusted Carrying Value (11 + 12 - 13)	Total Foreign Exchange Change in Book /Adjusted Carrying Value	Book/Adjusted Carrying Value at Disposal Date	Foreign Exchange Gain (Loss) on Disposal	Realized Gain (Loss) on Disposal	Total Gain (Loss) on Disposal	Bond Interest/Stock Dividends Received During Year	Stated Contractual Maturity Date	NAIC Designation, NAIC Designation Modifier and SVO Administrative Symbol
..31398Q-5V-5	FREDDIE MAC FHLMC 3669 4.500% 05/15/40		09/01/2023	Paydown		153,030	153,030	166,425	159,531	0	(6,500)	0	(6,500)	0	153,030	0	0	0	4,379	05/15/2040	1.A
..31398R-2P-9	FANNIE MAE FNMA 10-79 4.000% 07/25/40		09/01/2023	Paydown		948	948	857	890	0	58	0	58	0	948	0	0	0	25	07/25/2040	1.A
..31398R-5Z-4	FANNIE MAE FNMA 10-72 4.000% 07/25/40		09/01/2023	Paydown		54,101	54,101	50,668	52,318	0	1,783	0	1,783	0	54,101	0	0	0	1,406	07/25/2040	1.A
..31398R-6L-4	FANNIE MAE FNMA 10-72 4.500% 07/25/40		09/01/2023	Paydown		2,955	2,955	2,866	2,897	0	58	0	58	0	2,955	0	0	0	89	07/25/2040	1.A
..31398R-SA-4	FANNIE MAE FNMA 10-61 4.500% 06/25/40		09/01/2023	Paydown		4,648	4,648	4,494	4,546	0	102	0	102	0	4,648	0	0	0	139	06/25/2040	1.A
..31398S-2S-1	FANNIE MAE FNMA 10-152 4.000% 01/25/41		09/01/2023	Paydown		21,072	21,072	18,136	19,461	0	1,611	0	1,611	0	21,072	0	0	0	562	01/25/2041	1.A
..31398S-GF-4	FANNIE MAE FNMA 10-129 4.500% 11/25/40		09/01/2023	Paydown		14,948	14,948	13,885	14,331	0	617	0	617	0	14,948	0	0	0	450	11/25/2040	1.A
..31398S-GH-0	FANNIE MAE FNMA 10-129 4.000% 11/25/40		09/01/2023	Paydown		292,989	292,989	260,944	273,148	0	19,841	0	19,841	0	292,989	0	0	0	7,812	11/25/2040	1.A
..31398S-KG-7	FANNIE MAE FNMA 10-142 4.000% 12/25/40		09/01/2023	Paydown		3,817	3,817	3,534	3,638	0	179	0	179	0	3,817	0	0	0	102	12/25/2040	1.A
..31398S-PT-4	FANNIE MAE FNMA 10-137 4.000% 12/25/40		09/01/2023	Paydown		8,667	8,667	8,011	8,260	0	408	0	408	0	8,667	0	0	0	230	12/25/2040	1.A
..31398S-SD-6	FANNIE MAE FNMA 10-136 4.000% 12/25/40		09/01/2023	Paydown		10,517	10,517	9,722	10,020	0	497	0	497	0	10,517	0	0	0	280	12/25/2040	1.A
..31398T-6P-1	FANNIE MAE FNMA 10-108 4.000% 09/25/40		09/01/2023	Paydown		2,006	2,006	1,957	1,973	0	33	0	33	0	2,006	0	0	0	54	09/25/2040	1.A
..31398T-7G-0	FANNIE MAE FNMA 10-113 4.000% 10/25/40		09/01/2023	Paydown		219,965	219,965	222,763	220,657	0	(692)	0	(692)	0	219,965	0	0	0	5,904	10/25/2040	1.A
..31398T-FU-0	FANNIE MAE FNMA 10-76 4.500% 07/25/40		09/01/2023	Paydown		35,708	35,708	33,167	34,033	0	1,675	0	1,675	0	35,708	0	0	0	1,080	07/25/2040	1.A
..31398T-MH-8	FANNIE MAE FNMA 10-75 4.500% 07/25/40		09/01/2023	Paydown		55,908	55,908	55,701	55,716	0	193	0	193	0	55,908	0	0	0	1,703	07/25/2040	1.A
..31398T-XU-0	FANNIE MAE FNMA 10-90 4.000% 08/25/40		09/01/2023	Paydown		278,264	278,264	254,168	266,038	0	12,225	0	12,225	0	278,264	0	0	0	6,650	08/25/2040	1.A
..31398W-AA-9	FREDDIE MAC FHLMC 3624 5.000% 01/15/40		09/01/2023	Paydown		101,870	101,870	99,536	100,628	0	1,243	0	1,243	0	101,870	0	0	0	3,426	01/15/2040	1.A
..31398W-JC-9	FREDDIE MAC FHLMC 3635 4.500% 02/15/40		09/01/2023	Paydown		3,291	3,291	2,993	3,129	0	163	0	163	0	3,291	0	0	0	99	02/15/2040	1.A
..31413H-K7-2	FANNIE MAE POOL # 945918 7.500% 08/01/37		09/01/2023	Paydown		55	55	59	59	0	(4)	0	(4)	0	55	0	0	0	3	08/01/2037	1.A
..48503T-AA-5	KANSAS CITY MO INDL DEV AUTH G 5.242% 12/10/32		09/10/2023	Redemption	100.0000	222,144	222,144	222,144	222,144	0	0	0	0	0	222,144	0	0	0	7,766	12/10/2032	1.B
<b>0909999999 Subtotal - Bonds - U.S. Special Revenues</b>						<b>12,317,301</b>	<b>12,317,301</b>	<b>11,990,874</b>	<b>12,136,201</b>	<b>0</b>	<b>181,095</b>	<b>0</b>	<b>181,095</b>	<b>0</b>	<b>12,317,301</b>	<b>0</b>	<b>0</b>	<b>0</b>	<b>436,408</b>	<b>XXX</b>	<b>XXX</b>
..00184@-AA-4	AMAZON CTL AMAZON CTL - EUCLID 4.095% 06/30/39		09/30/2023	Redemption	100.0000	18,040	18,040	18,040	18,040	0	0	0	0	0	18,040	0	0	0	493	06/30/2039	1.E
..00191#-AA-3	AMAZON CTL AMAZON CTL - TUSCON 4.095% 08/31/39		09/30/2023	Redemption	100.0000	19,460	19,460	19,460	19,460	0	0	0	0	0	19,460	0	0	0	532	08/31/2039	1.E
..00191@-AA-5	AMAZON CTL AMAZON CTL - OKLAHOMA CITY 4.233% 09/30/39		09/30/2023	Redemption	100.0000	41,216	41,216	41,216	41,216	0	0	0	0	0	41,216	0	0	0	1,164	09/30/2039	1.E
..00193*-AA-5	AMAZON CTL AMAZON CTL - TULSA 4.233% 09/30/39		09/30/2023	Redemption	100.0000	43,094	43,094	43,094	43,094	0	0	0	0	0	43,094	0	0	0	1,217	09/30/2039	1.E
..00225#-AA-3	AMAZON CTL AMAZON CTL - GRAND RAPIDS 4.095% 09/30/39		09/30/2023	Redemption	100.0000	17,997	17,997	17,997	17,997	0	0	0	0	0	17,997	0	0	0	492	09/30/2039	1.E
..008117-AG-8	VOYA HOLDINGS INC 7.250% 08/15/23		08/15/2023	Maturity		4,000,000	4,000,000	3,936,880	3,996,567	0	3,433	0	3,433	0	4,000,000	0	0	0	290,000	08/15/2023	1.G FE
..00842V-AS-2	AGATE BAY MORTGAGE LOAN TRUST Series 144A 3.797% 08/25/46		09/01/2023	Paydown		160,860	160,860	161,966	161,672	0	(812)	0	(812)	0	160,860	0	0	0	4,132	08/25/2046	1.A
..023551-AM-6	AMERADA HESS CORP 7.125% 03/15/33		09/21/2023	Various		6,504,450	6,105,000	6,766,049	6,470,566	0	(19,103)	0	(19,103)	0	6,451,463	0	52,987	52,987	447,064	03/15/2033	2.C FE
..038779-AB-0	ARBYS FUNDING LLC ARBYS_20-1A Series 144A 3.237% 07/30/50		07/30/2023	Paydown		10,000	10,000	10,058	10,038	0	(38)	0	(38)	0	10,000	0	0	0	243	07/30/2050	2.C FE
..04774#-AA-0	ATLANTA FALCONS STADIUM CO LLC 3.590% 09/01/42		09/01/2023	Redemption	100.0000	178,871	178,871	178,871	178,871	0	0	0	0	0	178,871	0	0	0	6,421	09/01/2042	2.B PL
..04774#-AB-8	ATLANTA FALCONS STADIUM CO LLC ATLANTA FALCONS STADIUM CO LLC 3.590% 09/01/42		09/01/2023	Redemption	100.0000	125,591	125,591	125,591	125,591	0	0	0	0	0	125,591	0	0	0	4,509	09/01/2042	2.B PL
..05377R-DA-9	AVIS BUDGET RENTAL CAR FUNDING Series 144A 4.730% 09/20/24		09/21/2023	Paydown		2,500,000	2,500,000	2,499,201	2,499,858	0	142	0	142	0	2,500,000	0	0	0	78,833	09/20/2024	2.B FE
..05525B-AJ-9	BAMLL_13-WBRK BANC OF AMERICA MERRILL LYNCH 3.652% 03/10/37		09/28/2023	Redemption		3,813,000	6,200,000	6,121,804	6,178,643	0	5,033	0	5,033	0	6,183,676	0	(2,370,676)	(2,370,676)	184,391	03/10/2037	1.A

E05.4

STATEMENT AS OF SEPTEMBER 30, 2023 OF GENWORTH LIFE INSURANCE COMPANY

**SCHEDULE D - PART 4**

Show All Long-Term Bonds and Stock Sold, Redeemed or Otherwise Disposed of During the Current Quarter

1	2	3	4	5	6	7	8	9	10	Change In Book/Adjusted Carrying Value					16	17	18	19	20	21	22
										11	12	13	14	15							
CUSIP Identification	Description	For- eign	Disposal Date	Name of Purchaser	Number of Shares of Stock	Consid- eration	Par Value	Actual Cost	Prior Year Book/ Adjusted Carrying Value	Unrealized Valuation Increase/ (Decrease)	Current Year's (Amor- tization)/ Accretion	Current Year's Other Than Temporary Impairment Recogn- ized	Total Change in Book/ Adjusted Carrying Value (11 + 12 - 13)	Total Foreign Exchange Change in Book /Adjusted Carrying Value	Book/ Adjusted Carrying Value at Disposal Date	Foreign Exchange Gain (Loss) on Disposal	Realized Gain (Loss) on Disposal	Total Gain (Loss) on Disposal	Bond Interest/ Stock Dividends Received During Year	Stated Con- tractual Maturity Date	NAIC Desig- nation, NAIC Desig- nation Modifier and SVO Admini- strative Symbol
..05590#-AA-9	BP CORPORATION NORTH AMERICA I 3.540% 11/15/32		09/15/2023	Redemption 100.0000		136,929	136,929	136,929	136,929	0	0	0	0	0	136,929	0	0	0	3,232	11/15/2032	1.F
..08879#-AA-9	BFC HON FEDERAL RECEIVABLES TR BFC HON FEDERAL RECEIVABLES TR 6.139% 11/01/25		09/01/2023	Redemption 100.0000		213,286	213,286	213,286	203,110	0	10,175	0	10,175	0	213,286	0	0	0	10,940	11/01/2025	1.D
..08885#-AA-1	WALGREENS CTL WALGREENS CTL 5.210% 03/15/37		09/15/2023	Redemption 100.0000		48,362	48,362	48,362	48,362	0	0	0	0	0	48,362	0	0	0	1,687	03/15/2037	2.B
..12479R-AE-7	CAPITAL AUTOMOTIVE REIT CAUTO Series 144A 4.180% 04/15/47		09/25/2023	Paydown		8,902,466	8,902,466	8,901,225	8,902,207	0	260	0	260	0	8,902,466	0	0	0	289,321	04/15/2047	1.E FE
..12563L-AN-7	CLI FUNDING LLC CLIF_20-1A Series 144A 2.080% 09/18/45		09/18/2023	Paydown		222,750	222,750	222,647	222,667	0	83	0	83	0	222,750	0	0	0	3,089	09/18/2045	1.F FE
..12563L-AS-6	CLI FUNDING VI LLC CLIF_20-3A 2.070% 10/18/45		09/18/2023	Paydown		75,000	75,000	74,985	74,988	0	12	0	12	0	75,000	0	0	0	1,035	10/18/2045	1.F FE
..12563L-AT-4	CLI FUNDING VII LLC CLIF_20-3A Series 144A 3.300% 10/18/45		09/18/2023	Paydown		157,500	157,500	157,434	157,448	0	53	0	53	0	157,500	0	0	0	3,465	10/18/2045	2.B FE
..12624Q-AE-3	COMMERCIAL MORTGAGE PASS-THROU COMM_12-CR4 4.488% 10/15/45		08/30/2023	Paydown		0	103,936	0	0	0	0	0	0	0	0	0	0	0	724	10/15/2045	1.A FM
..12626G-AP-8	COMM MORTGAGE TRUST COMM_13-LO 144A 5.009% 08/10/46		09/01/2023	Paydown		11,000,000	11,000,000	11,329,853	11,015,513	0	(15,513)	0	(15,513)	0	11,000,000	0	0	0	413,242	08/10/2046	1.A
..12648T-AA-7	CREDIT SUISSE MORTGAGE TRUST C CREDIT SUISSE MORTGAGE TRUST C 3.500% 07/25/44		09/01/2023	Paydown		3,406	3,406	3,436	3,426	0	(20)	0	(20)	0	3,406	0	0	0	80	07/25/2044	1.A
..126650-BC-3	CVS PASS-THROUGH TRUST 144A REG 5.880% 01/10/28		09/10/2023	Redemption 100.0000		312,231	312,231	286,360	303,673	0	8,558	0	8,558	0	312,231	0	0	0	12,244	01/10/2028	2.B
..12695#-AA-3	CVS HEALTH CORP 3.416% 10/10/38		09/10/2023	Redemption 100.0000		96,169	96,169	96,169	96,169	0	0	0	0	0	96,169	0	0	0	2,192	10/10/2038	2.B
..162665-AL-7	CHC COMMERCIAL MORTGAGE TRUST Series 144A 7.497% 06/15/34		08/15/2023	Redemption 100.0000		4,002,022	4,002,022	4,002,022	4,002,022	0	0	0	0	0	4,002,022	0	0	0	185,634	06/15/2034	1.A
..17322N-AA-2	CMLTI 2014-J1 A1 CITIGROUP MORTGAGE LOAN TRUST 3.500% 06/25/44		09/01/2023	Paydown		24,595	24,595	24,695	24,648	0	(53)	0	(53)	0	24,595	0	0	0	570	06/25/2044	1.A
..17322N-AK-0	CMLTI 2014-J1 A1 CITIGROUP MORTGAGE LOAN TRUST 3.627% 06/25/44		09/01/2023	Paydown		25,153	25,153	24,454	24,802	0	352	0	352	0	25,153	0	0	0	604	06/25/2044	1.A
..212015-AS-0	CONTINENTAL RESOURCES INC. 4.375% 01/15/28		09/11/2023	Various		4,680,175	5,000,000	4,742,620	4,811,446	0	22,277	0	22,277	0	4,833,722	0	(153,547)	(153,547)	249,436	01/15/2028	2.C FE
..229899-AB-5	CULLEN/FROST BANKERS INC 4.500% 03/17/27		08/01/2023	STIFEL NICOLAUS AND CO INC		2,851,590	3,000,000	2,993,310	2,996,819	0	407	0	407	0	2,997,226	0	(145,636)	(145,636)	118,500	03/17/2027	2.A FE
..233046-AF-8	DB MASTER FINANCE LLC DNKN_17- Series 144A 4.030% 11/20/47		08/20/2023	Paydown		25,000	25,000	25,000	25,000	0	0	0	0	0	25,000	0	0	0	756	11/20/2047	2.B FE
..233046-AS-0	DB MASTER FINANCE LLC DNKN_21- Series 144A 2.791% 11/20/51		08/22/2023	Paydown		25,000	25,000	25,000	25,000	0	0	0	0	0	25,000	0	0	0	523	11/20/2051	2.B FE
..25468T-AH-9	TIWDC ENTERPRISES 18 CORP 7.550% 07/15/93		07/17/2023	Call 103.0200		9,271,800	9,000,000	9,538,810	9,284,376	0	(12,648)	0	(12,648)	0	9,271,728	0	(271,728)	(271,728)	951,300	07/15/2093	1.G FE
..25755T-AH-3	DOMINOS PIZZA MASTER ISSUER LL Series 144A 4.118% 07/25/47		07/25/2023	Paydown		16,250	16,250	16,250	16,250	0	0	0	0	0	16,250	0	0	0	502	07/25/2047	2.A FE
..26209X-AA-9	DRIVEN BRANDS FUNDING LLC HONK Series 144A 3.786% 07/20/50		07/20/2023	Paydown		30,000	30,000	30,082	30,052	0	(52)	0	(52)	0	30,000	0	0	0	852	07/20/2050	2.C FE
..26209X-AC-5	DRIVEN BRANDS FUNDING LLC HONK Series 144A 3.237% 01/20/51		07/20/2023	Paydown		30,000	30,000	30,006	30,004	0	(4)	0	(4)	0	30,000	0	0	0	728	01/20/2051	2.C FE
..269246-BQ-6	E TRADE FINANCIAL CORP 3.800% 08/24/27		07/28/2023	Call 100.0000		10,000,000	10,000,000	9,959,400	9,978,730	0	2,418	0	2,418	0	9,981,148	0	18,852	18,852	352,556	08/24/2027	1.G FE
..29374F-AB-9	ENTERPRISE FLEET FINANCING LLC Series 144A 4.380% 07/20/29		09/20/2023	Paydown		466,914	466,914	466,851	466,861	0	53	0	53	0	466,914	0	0	0	13,636	07/20/2029	1.A FE
..33632*-UQ-8	WELLS FARGO BK NORTHWEST 7.280% 01/10/24		09/10/2023	Redemption 100.0000		205,852	205,852	205,852	192,459	0	13,392	0	13,392	0	205,852	0	0	0	10,807	01/10/2024	2.B

E05.5

STATEMENT AS OF SEPTEMBER 30, 2023 OF GENWORTH LIFE INSURANCE COMPANY

**SCHEDULE D - PART 4**

Show All Long-Term Bonds and Stock Sold, Redeemed or Otherwise Disposed of During the Current Quarter

1	2	3	4	5	6	7	8	9	10	Change In Book/Adjusted Carrying Value					16	17	18	19	20	21	22
										11	12	13	14	15							
CUSIP Identification	Description	For-foreign	Disposal Date	Name of Purchaser	Number of Shares of Stock	Consideration	Par Value	Actual Cost	Prior Year Book/Adjusted Carrying Value	Unrealized Valuation Increase/(Decrease)	Current Year's (Amortization)/Accretion	Current Year's Other Than Temporary Impairment Recognized	Total Change in Book/Adjusted Carrying Value (11 + 12 - 13)	Total Foreign Exchange Change in Book /Adjusted Carrying Value	Book/Adjusted Carrying Value at Disposal Date	Foreign Exchange Gain (Loss) on Disposal	Realized Gain (Loss) on Disposal	Total Gain (Loss) on Disposal	Bond Interest/Stock Dividends Received During Year	Stated Contractual Maturity Date	NAIC Designation, NAIC Designation Modifier and SVO Administrative Symbol
..33850B-AW-7	FLAGSTAR MORTGAGE TRUST FSMT_1 Series 144A 3.619% 03/25/47		09/01/2023	Paydown		32,852	32,852	32,703	32,717	0	135	0	135	0	32,852	0	0	0	789	03/25/2047	1.A
..33850R-AY-8	FLAGSTAR MORTGAGE TRUST FSMT_1 Series 144A 4.002% 10/25/47		09/01/2023	Paydown		102,556	102,556	105,104	104,683	0	(2,127)	0	(2,127)	0	102,556	0	0	0	2,869	10/25/2047	1.A
..33850T-AY-4	FLAGSTAR MORTGAGE TRUST FSMT_1 Series 144A 3.941% 03/25/48		09/01/2023	Paydown		31,159	31,159	31,149	31,139	0	21	0	21	0	31,159	0	0	0	765	03/25/2048	1.A
..34107@-AA-7	FLORIDA PIPELINE HOLDINGS LLC 2.920% 08/15/38		08/15/2023	Various		459,393	459,393	459,393	459,393	0	0	0	0	0	459,393	0	0	0	13,414	08/15/2038	2.B PL
..34411Y-AA-5	FNA VI LLC FNH_21-1A Series 144A 1.350% 01/10/32		09/10/2023	Paydown		142,828	142,828	142,806	142,810	0	18	0	18	0	142,828	0	0	0	1,286	01/10/2032	1.F FE
..34417M-AB-3	FOCUS BRANDS FUNDING LLC FOCUS FOCUS BRANDS FUNDING LLC FOCUS 5.093% 04/30/47		07/31/2023	Paydown		20,000	20,000	20,000	20,000	0	0	0	0	0	20,000	0	0	0	764	04/30/2047	2.B FE
..34417Q-AA-6	FOCUS BRANDS FUNDING LLC FOCUS Series 144A 5.184% 10/30/48		07/30/2023	Paydown		17,500	17,500	17,500	17,500	0	0	0	0	0	17,500	0	0	0	680	10/30/2048	2.B FE
..36186Y-AF-2	GMAC COMMERCIAL MORTGAGE ASSET 6.107% 08/10/52		09/10/2023	Paydown		73,658	73,658	72,440	72,649	0	1,009	0	1,009	0	73,658	0	0	0	3,000	08/10/2052	2.B
..362925-CC-1	GS MORTGAGEBACKED SECURITIES T Series 144A 2.990% 10/25/52		09/01/2023	Paydown		34,258	34,258	29,226	29,302	0	4,955	0	4,955	0	34,258	0	0	0	684	10/25/2052	1.F
..37331N-AD-3	GEORGIA-PACIFIC LLC GEORGIA-PACIFIC LLC 3.734% 07/15/23		07/15/2023	Various		20,000,000	20,000,000	19,890,011	19,992,825	0	7,175	0	7,175	0	20,000,000	0	0	0	746,800	07/15/2023	1.G FE
..382550-BK-6	GOODYEAR TIRE & RUBBER CO GOODYEAR TIRE & RUBBER COMPANY 5.625% 04/30/33		09/05/2023	SECURITIES LLC Redemption 100.0000		85,250	100,000	101,750	101,590	0	(82)	0	(82)	0	101,508	0	(16,258)	(16,258)	4,797	04/30/2033	3.C FE
..39121J-AE-0	GREAT RIVER ENERGY 6.254% 07/01/38		07/01/2023			1,223,650	1,223,650	1,300,838	1,261,900	0	(38,249)	0	(38,249)	0	1,223,650	0	0	0	76,527	07/01/2038	1.G FE
..39808C-A*-6	GRIDIRON FUNDING LLC 5.640% 06/30/27		09/11/2023	TENDER Redemption 100.0000		191,922	191,922	191,922	191,922	0	0	0	0	0	191,922	0	0	0	7,547	06/30/2027	2.C PL
..40167*-AA-3	UTX NOR HAWAII NAVAL STATION UTX NOR HAWAII NAVAL STATION E 6.291% 09/01/25		09/01/2023			462,999	462,999	462,999	462,999	0	0	0	0	0	462,999	0	0	0	29,127	09/01/2025	1.D
..404119-CM-9	HCA THE HEALTHCARE CO Series 144A 4.375% 03/15/42		08/08/2023	Tax Free Exchange		6,833,782	8,500,000	6,792,435	6,805,348	0	28,434	0	28,434	0	6,833,782	0	0	0	333,655	03/15/2042	2.C FE
..40439H-AC-3	HIN TIMESHARE TRUST HINTT_20-A Series 144A 3.420% 10/09/39		09/09/2023	Paydown		82,872	82,872	82,861	82,863	0	8	0	8	0	82,872	0	0	0	1,900	10/09/2039	2.B FE
..40439H-AD-1	HIN TIMESHARE TRUST HINTT_20-A Series 144A 5.500% 10/09/39		09/09/2023	Paydown Redemption 100.0000		58,010	58,010	56,636	56,959	0	1,051	0	1,051	0	58,010	0	0	0	2,139	10/09/2039	3.B FE
..40480*-AA-3	HS WILDCAT LLC 3.830% 12/31/50		07/25/2023	Redemption 100.0000		8,589	8,589	8,589	8,589	0	0	0	0	0	8,589	0	0	0	247	12/31/2050	2.A PL
..40480*-AB-1	HS WILDCAT LLC 4.390% 12/31/60		07/25/2023			278	278	278	278	0	0	0	0	0	278	0	0	0	9	12/31/2060	2.A PL
..43283G-AC-6	HILTON GRAND VACATIONS TRUST H Series 144A 5.570% 01/25/37		09/25/2023	Paydown		238,829	238,829	238,762	238,766	0	63	0	63	0	238,829	0	0	0	8,830	01/25/2037	2.B FE
..43283G-AD-4	HILTON GRAND VACATIONS TRUST H Series 144A 8.730% 01/25/37		09/25/2023	Paydown		312,866	312,866	312,824	312,829	0	37	0	37	0	312,866	0	0	0	18,131	01/25/2037	3.C FE
..43284H-AA-7	HGVT_19-AA Series 144A 2.340% 07/25/33		09/25/2023	Paydown		203,836	203,836	205,127	204,725	0	(889)	0	(889)	0	203,836	0	0	0	3,165	07/25/2033	1.A FE
..43284H-AB-5	HGVT_19-AA Series 144A 2.540% 07/25/33		09/25/2023	Paydown		217,425	217,425	217,403	217,408	0	17	0	17	0	217,425	0	0	0	3,664	07/25/2033	1.F FE
..43284H-AC-3	HGVT_19-AA Series 144A 2.840% 07/25/33		09/25/2023	Paydown		67,945	67,945	67,945	67,944	0	2	0	2	0	67,945	0	0	0	1,280	07/25/2033	2.B FE
..43285H-AA-6	HILTON GRAND VACATIONS TRUST H Series 144A 2.740% 02/25/39		09/25/2023	Paydown		94,201	94,201	97,145	96,316	0	(2,115)	0	(2,115)	0	94,201	0	0	0	1,726	02/25/2039	1.A FE
..45256H-AF-5	IF 01-A 4.996% 07/25/33		09/01/2023	Paydown		70,936	70,936	62,406	46,098	1,610	23,228	0	24,838	0	70,936	0	0	0	8,899	07/25/2033	6. Z*
..45256H-AF-5	IF 01-A 4.996% 07/25/33		09/13/2023	Paydown		0	0	0	0	0	0	0	0	0	0	0	0	0	8,042	07/25/2033	6. *
..46361*-AH-9	IRVINE COMPANY LLC/THE IRVINE COMPANY LLC/THE 3.140% 08/01/23		08/01/2023	Maturity		20,000,000	20,000,000	20,000,000	20,000,000	0	0	0	0	0	20,000,000	0	0	0	628,000	08/01/2023	1.E PL

E05.6

STATEMENT AS OF SEPTEMBER 30, 2023 OF GENWORTH LIFE INSURANCE COMPANY

**SCHEDULE D - PART 4**

Show All Long-Term Bonds and Stock Sold, Redeemed or Otherwise Disposed of During the Current Quarter

1	2	3	4	5	6	7	8	9	10	Change In Book/Adjusted Carrying Value					16	17	18	19	20	21	22
										11	12	13	14	15							
CUSIP Identification	Description	Foreign	Disposal Date	Name of Purchaser	Number of Shares of Stock	Consideration	Par Value	Actual Cost	Prior Year Book/Adjusted Carrying Value	Unrealized Valuation Increase/(Decrease)	Current Year's (Amortization)/Accretion	Current Year's Other Than Temporary Impairment Recognized	Total Change in Book/Adjusted Carrying Value (11 + 12 - 13)	Total Foreign Exchange Change in Book /Adjusted Carrying Value	Book/Adjusted Carrying Value at Disposal Date	Foreign Exchange Gain (Loss) on Disposal	Realized Gain (Loss) on Disposal	Total Gain (Loss) on Disposal	Bond Interest/Stock Dividends Received During Year	Stated Contractual Maturity Date	NAIC Designation, NAIC Designation Modifier and SVO Administrative Symbol
..466365-AC-7	JACK IN THE BOX FUNDING LLC JA Series 144A 4.970% 08/25/49		08/25/2023	Paydown		2,500	2,500	2,500	2,500	0	0	0	0	0	2,500	0	0	0	93	08/25/2049	2.B FE
..46646B-AY-4	JP MORGAN MORTGAGE TRUST JPMIT JP MORGAN MORTGAGE TRUST JPMIT 3.801% 05/25/46		09/01/2023	Paydown		40,106	40,106	40,973	40,741	0	(634)	0	(634)	0	40,106	0	0	0	1,016	05/25/2046	1.A
..46648C-AW-4	JP MORGAN MORTGAGE TRUST JPMIT JP MORGAN MORTGAGE TRUST JPMIT 3.449% 01/25/47		09/01/2023	Paydown		78,821	78,821	76,813	77,159	0	1,662	0	1,662	0	78,821	0	0	0	1,803	01/25/2047	1.A
..46648C-AX-2	JP MORGAN MORTGAGE TRUST JPMIT JP MORGAN MORTGAGE TRUST JPMIT 3.449% 01/25/47		09/01/2023	Paydown		115,353	115,353	110,198	111,055	0	4,298	0	4,298	0	115,353	0	0	0	2,638	01/25/2047	1.A
..46648H-AZ-6	JP MORGAN MORTGAGE TRUST JPMIT Series 144A 3.648% 05/25/47		09/01/2023	Paydown		125,967	125,967	125,748	125,745	0	222	0	222	0	125,967	0	0	0	3,142	05/25/2047	1.A
..46648U-AZ-7	JP MORGAN MORTGAGE TRUST JPMIT Series 144A 3.863% 11/25/48		09/01/2023	Paydown		44,258	44,258	44,670	44,598	0	(339)	0	(339)	0	44,258	0	0	0	1,156	11/25/2048	1.A
..46650J-AS-3	JP MORGAN MORTGAGE TRUST JPMIT Series 144A 3.891% 12/25/48		09/01/2023	Paydown		110,593	110,593	108,627	108,834	0	1,759	0	1,759	0	110,593	0	0	0	2,861	12/25/2048	1.A
..46655K-DD-5	JP MORGAN MORTGAGE TRUST JPMIT Series 144A 3.309% 11/25/52		09/01/2023	Paydown		13,482	13,482	11,674	11,701	0	1,781	0	1,781	0	13,482	0	0	0	298	11/25/2052	1.A
..47233J-DX-3	JEFFERIES GROUP INC 2.750% 10/15/32		09/19/2023	Various Redemption 100.0000		4,599,938	6,000,000	6,237,020	6,201,552	0	(13,516)	0	(13,516)	0	6,188,037	0	(1,588,099)	(1,588,099)	152,530	10/15/2032	2.B FE
..47659#-AA-9	JERSEY CITY CTL 3.600% 09/15/52		09/15/2023	Redemption 100.0000		2,974	2,974	3,001	2,999	0	(24)	0	(24)	0	2,974	0	0	0	71	09/15/2052	1.D
..47659#-AA-1	JERSEY CITY CTL 4.850% 11/15/45		08/15/2023	Redemption 100.0000		9,760	9,760	9,853	9,840	0	(80)	0	(80)	0	9,760	0	0	0	296	11/15/2045	1.D
..47659#-AA-1	JERSEY CITY CTL 4.850% 11/15/45		09/15/2023	Redemption 100.0000		4,910	4,910	4,957	4,950	0	(40)	0	(40)	0	4,910	0	0	0	179	11/15/2045	1.E
..47760Q-AB-9	JIMMY JOHNS FUNDING LLC JIMMY Series 144A 4.846% 07/30/47		07/30/2023	Paydown		25,000	25,000	25,000	25,000	0	0	0	0	0	25,000	0	0	0	909	07/30/2047	2.B FE
..49306C-AB-7	KEY BANK NA 6.950% 02/01/28		07/31/2023	KEYBANC CAPITAL MARKET		6,373,575	6,500,000	6,604,520	6,534,985	0	(3,451)	0	(3,451)	0	6,531,534	0	(157,959)	(157,959)	453,005	02/01/2028	2.A FE
..49306C-AB-7	KEY BANK NA 6.950% 02/01/28		09/15/2023	KEYBANC CAPITAL MARKET		3,424,395	3,500,000	3,556,280	3,518,838	0	(2,287)	0	(2,287)	0	3,516,551	0	(92,156)	(92,156)	275,683	02/01/2028	2.B FE
..49803#-AA-0	KITE REALTY GRP KITE REALTY GROUP TRUST 4.230% 09/10/23		09/10/2023	Maturity		7,000,000	7,000,000	7,000,000	7,000,000	0	0	0	0	0	7,000,000	0	0	0	296,100	09/10/2023	2.C
..501044-CS-8	KROGER CO KROGER CO (THE) 3.850% 08/01/23		08/01/2023	Maturity		5,000,000	5,000,000	4,997,900	4,999,857	0	143	0	143	0	5,000,000	0	0	0	192,500	08/01/2023	2.A FE
..50247#-AA-4	LV STADIUM EVENTS CO LLC LV STADIUM EVENTS COMPANY LLC 3.360% 06/30/45		07/01/2023	Redemption 100.0000		82,766	82,766	82,766	82,766	0	0	0	0	0	82,766	0	0	0	1,390	06/30/2045	2.A PL
..52204*-AA-3	WALGREEN CO 5.540% 04/15/36		09/15/2023	Redemption 100.0000		52,550	52,550	52,550	52,550	0	0	0	0	0	52,550	0	0	0	1,942	04/15/2036	2.B
..52467#-AK-1	NORTH ORCHARD PLAZA PARCEL 7.136% 01/15/28		09/15/2023	Redemption 100.0000		229,930	229,930	267,950	229,987	0	(57)	0	(57)	0	229,930	0	0	0	10,934	01/15/2028	1.F
..532457-AZ-1	ELI LILLY AND COMPANY 5.500% 03/15/27		09/07/2023	WELLS FARGO BANK		3,074,910	3,000,000	3,035,970	3,012,030	0	(1,795)	0	(1,795)	0	3,010,235	0	64,675	64,675	163,167	03/15/2027	1.E FE
..534187-BD-0	LINCOLN NATIONAL CORPORATION LINCOLN NATIONAL CORP 4.000% 09/01/23		09/01/2023	Maturity		5,000,000	5,000,000	4,959,500	4,996,800	0	3,200	0	3,200	0	5,000,000	0	0	0	200,000	09/01/2023	2.A FE
..55400D-AA-9	MVIN OWNER TRUST MVIWOT_19-2A Series 144A 2.220% 10/20/38		09/20/2023	Paydown		158,844	158,844	161,785	160,930	0	(2,086)	0	(2,086)	0	158,844	0	0	0	2,358	10/20/2038	1.A FE
..55400E-AA-7	MVIN OWNER TRUST MVIWOT_20-1A Series 144A 1.740% 10/20/37		09/20/2023	Paydown		27,162	27,162	27,159	27,160	0	2	0	2	0	27,162	0	0	0	313	10/20/2037	1.A FE
..55400E-AB-5	MVIN OWNER TRUST MVIWOT_20-1A Series 144A 2.730% 10/20/37		09/20/2023	Paydown		54,324	54,324	54,316	54,318	0	6	0	6	0	54,324	0	0	0	982	10/20/2037	1.F FE
..55400E-AC-3	MVIN OWNER TRUST MVIWOT_20-1A Series 144A 4.210% 10/20/37		09/20/2023	Paydown		40,743	40,743	40,739	40,740	0	3	0	3	0	40,743	0	0	0	1,136	10/20/2037	2.B FE
..55400U-AD-5	MVIN OWNER TRUST MVIWOT_22-1 Series 144A 7.350% 11/21/39		09/20/2023	Paydown		667,930	667,930	666,353	666,443	0	1,487	0	1,487	0	667,930	0	0	0	32,938	11/21/2039	3.C FE
..589331-AE-7	MERCK SHARP & DOHME CORP 5.950% 12/01/28		09/19/2023	Various		17,726,886	17,100,000	17,753,658	17,342,519	0	(25,480)	0	(25,480)	0	17,317,039	0	409,847	409,847	819,613	12/01/2028	1.E FE

E05.7

STATEMENT AS OF SEPTEMBER 30, 2023 OF GENWORTH LIFE INSURANCE COMPANY

**SCHEDULE D - PART 4**

Show All Long-Term Bonds and Stock Sold, Redeemed or Otherwise Disposed of During the Current Quarter

1	2	3	4	5	6	7	8	9	10	Change In Book/Adjusted Carrying Value					16	17	18	19	20	21	22	
										11	12	13	14	15								
CUSIP Identification	Description	Foreign	Disposal Date	Name of Purchaser	Number of Shares of Stock	Consideration	Par Value	Actual Cost	Prior Year Book/Adjusted Carrying Value	Unrealized Valuation Increase/(Decrease)	Current Year's (Amortization)/Accretion	Current Year's Other Than Temporary Impairment Recognized	Total Change in Book/Adjusted Carrying Value (11 + 12 - 13)	Total Foreign Exchange Change in Book /Adjusted Carrying Value	Book/Adjusted Carrying Value at Disposal Date	Foreign Exchange Gain (Loss) on Disposal	Realized Gain (Loss) on Disposal	Total Gain (Loss) on Disposal	Bond Interest/Stock Dividends Received During Year	Stated Contractual Maturity Date	NAIC Designation, NAIC Designation Modifier and SVO Administrative Symbol	
..59748T-AA-7	Midland Cogener Series 144A 6.000% 03/15/25		09/15/2023	Redemption	100.0000																	
..61761D-AH-5	MORGAN STANLEY BAML TRUST MSBAM_12 4.536% 11/15/45		09/12/2023	ROBERT BAIRD & COMPANY		1,147,360	1,147,360	1,169,206	1,160,833	0	(13,473)	0	(13,473)	0	1,147,360	0	0	0	68,842	03/15/2025	3.A FE	
..61761D-AH-5	MORGAN STANLEY BAML TRUST MSBAM_12 4.536% 11/15/45		09/01/2023	Paydown		902,761	902,761	929,800	902,668	0	93	0	93	0	902,761	0	0	0	24,034	11/15/2045	1.A	
..62848B-AB-7	MVN OWNER TRUST MWIOT_18-1A Series 144A 3.600% 01/21/36		09/20/2023	Paydown		19,442	19,442	19,439	19,440	0	2	0	2	0	19,442	0	0	0	468	01/21/2036	1.F FE	
..62946A-AC-8	NP SPE II LLC NPRL_17-1A Series 144A 3.372% 10/21/47		09/20/2023	Paydown		105,574	105,574	105,573	105,571	0	3	0	3	0	105,574	0	0	0	2,454	10/21/2047	1.G FE	
..63681#-AA-8	NATL LOGISTICS TRUST AMAZON CTL (NATIONAL LOGISTICS 2.654% 10/10/42		09/10/2023	Redemption	100.0000																	
..68389X-AS-4	ORACLE CORPORATION ORACLE CORPORATION 3.625% 07/15/23		07/15/2023	Maturity		15,000,000	15,000,000	14,741,450	14,983,262	0	16,738	0	16,738	0	15,000,000	0	0	0	543,750	07/15/2023	2.B FE	
..68504W-AC-1	ORANGE LAKE TIMESHARE TRUST ON Series 144A 3.740% 11/08/30		09/08/2023	Paydown		62,420	62,420	62,411	62,414	0	6	0	6	0	62,420	0	0	0	1,560	11/08/2030	2.C FE	
..693456-AN-5	PMT LOAN TRUST PMTLT_13-J1 3.539% 09/25/43		09/01/2023	Paydown		27,495	27,495	28,088	27,941	0	(446)	0	(446)	0	27,495	0	0	0	648	09/25/2043	1.A	
..705322-A#-2	PEDERNALES ELECTRIC COOP INC PEDERNALES ELECTRIC COOPERATIV 2.440% 09/15/51		09/15/2023	Redemption	100.0000																	
..705322-A#-4	PEDERNALES ELECTRIC COOP INC PEDERNALES ELECTRIC COOPERATIV 2.340% 09/15/51		09/15/2023	Redemption	100.0000																	
..71713U-AW-2	PHARMACIA CORP 6.600% 12/01/28		09/19/2023	GOLDMAN SACHS & CO		15,931,650	15,000,000	16,827,600	15,682,763	0	(71,237)	0	(71,237)	0	15,611,525	0	320,125	320,125	792,917	12/01/2028	1.E FE	
..73019#-AA-0	PNC EQUIPMENT FINANCE LLC PNC EQUIPMENT FINANCE LLC SERI 3.000% 09/13/27		09/13/2023	Redemption	100.0000																	
..73019#-AB-8	PNC EQUIPMENT FINANCE LLC PNC EQUIPMENT FINANCE LLC SERI 3.000% 09/13/27		09/13/2023	Redemption	100.0000																	
..74353#-AA-6	AMAZON CTL (HILLWOOD INVESTMEN AMAZON CTL HILLWOOD INVESTMEN 2.695% 11/10/41		09/10/2023	Redemption	100.0000																	
..74432Q-AC-9	PRUDENTIAL FINANCIAL INC 5.750% 07/15/33		09/19/2023	Various		5,180,630	5,000,000	5,005,356	5,004,162	0	(209)	0	(209)	0	5,003,953	0	176,677	176,677	331,264	07/15/2033	1.G FE	
..747262-AY-9	QVC INC 4.750% 02/15/27		08/10/2023	Various		1,207,738	1,823,000	1,168,361	1,836,824	0	493	666,799	(666,306)	0	1,170,518	0	37,219	37,219	92,818	02/15/2027	4.B FE	
..750731-AA-9	AUTUMN WIND HQ LLC 3.744% 02/10/49		09/10/2023	Redemption	100.0000																	
..81728U-AA-2	SENSATA TECH Series 144A 4.375% 02/15/30		07/21/2023	GOLDMAN SACHS & CO		4,518,750	5,000,000	5,001,875	5,001,347	0	(93)	0	(93)	0	5,001,254	0	(482,504)	(482,504)	206,597	02/15/2030	3.C FE	
..81744N-AG-5	SEQUOIA MORTGAGE TRUST SERIES 12-6 CLASS B1 3.699% 12/25/42		09/01/2023	Paydown		20,477	20,477	20,925	20,789	0	(312)	0	(312)	0	20,477	0	0	0	505	12/25/2042	1.A FM	
..81746G-CB-7	SEQUOIA MORTGAGE TRUST SEMT_17 Series 144A 3.724% 10/25/47		09/01/2023	Paydown		81,095	81,095	82,804	82,429	0	(1,334)	0	(1,334)	0	81,095	0	0	0	1,944	10/25/2047	1.A	
..81746K-AG-9	SEQUOIA MORTGAGE TRUST SEMT_17 3.500% 02/25/47		09/01/2023	Paydown		107,268	107,268	105,233	105,655	0	1,613	0	1,613	0	107,268	0	0	0	2,266	02/25/2047	1.A	
..817565-CE-2	SERVICE CORPORATION INTERNATIO 5.125% 06/01/29		07/31/2023	INC		2,850,000	3,000,000	3,000,000	3,000,000	0	0	0	0	0	3,000,000	0	(150,000)	(150,000)	102,927	06/01/2029	3.C FE	
..82280Q-AC-5	SHELLPOINT CO-ORIGINATOR TRUST SHELLPOINT CO-ORIGINATOR TRUST 3.500% 08/25/45		09/01/2023	Paydown		6,531	6,531	6,556	6,547	0	(15)	0	(15)	0	6,531	0	0	0	140	08/25/2045	1.A	
..82281E-BX-4	SHELLPOINT CO-ORIGINATOR TRUST SHELLPOINT CO-ORIGINATOR TRUST 3.558% 11/25/46		09/01/2023	Paydown		100,507	100,507	99,399	99,559	0	947	0	947	0	100,507	0	0	0	2,347	11/25/2046	1.A	
..82650T-AD-9	SIERRA TIMESHARE RECEIVABLES F Series 144A 9.220% 06/20/40		09/20/2023	Paydown		134,766	134,766	134,766	134,773	0	(7)	0	(7)	0	134,766	0	0	0	9,315	06/20/2040	3.C FE	
..826525-AC-1	SIERRA RECEIVABLES FUNDING COM Series 144A 3.510% 07/20/37		09/20/2023	Paydown		57,093	57,093	57,085	57,088	0	5	0	5	0	57,093	0	0	0	1,328	07/20/2037	2.B FE	

E05.8



STATEMENT AS OF SEPTEMBER 30, 2023 OF GENWORTH LIFE INSURANCE COMPANY

**SCHEDULE D - PART 4**

Show All Long-Term Bonds and Stock Sold, Redeemed or Otherwise Disposed of During the Current Quarter

1	2	3	4	5	6	7	8	9	10	Change In Book/Adjusted Carrying Value					16	17	18	19	20	21	22
										11	12	13	14	15							
CUSIP Identification	Description	For- eign	Disposal Date	Name of Purchaser	Number of Shares of Stock	Consid- eration	Par Value	Actual Cost	Prior Year Book/ Adjusted Carrying Value	Unrealized Valuation Increase/ (Decrease)	Current Year's (Amor- tization)/ Accretion	Current Year's Other Than Temporary Impairment Recogn- ized	Total Change in Book/ Adjusted Carrying Value (11 + 12 - 13)	Total Foreign Exchange Change in Book /Adjusted Carrying Value	Book/ Adjusted Carrying Value at Disposal Date	Foreign Exchange Gain (Loss) on Disposal	Realized Gain (Loss) on Disposal	Total Gain (Loss) on Disposal	Bond Interest/ Stock Dividends Received During Year	Stated Con- tractual Maturity Date	NAIC Desig- nation, NAIC Desig- nation Modifier and SVO Admini- strative Symbol
..826525-AD-9	SIERRA RECEIVABLES FUNDING COM Series 144A 6.590% 07/20/37		09/20/2023	Paydown		31,718	31,718	31,710	31,712	0	6	0	6	0	31,718	0	0	0	1,386	07/20/2037	3.B FE
..82652M-AC-4	SIERRA RECEIVABLES FUNDING COM Series 144A 3.120% 05/20/36		09/20/2023	Paydown		93,535	93,535	92,249	92,662	0	873	0	873	0	93,535	0	0	0	1,945	05/20/2036	2.B FE
..82652N-AB-4	SIERRA RECEIVABLES FUNDING COM Series 144A 2.750% 08/20/36		09/20/2023	Paydown		100,476	100,476	100,457	100,464	0	13	0	13	0	100,476	0	0	0	1,823	08/20/2036	1.F FE
..82652N-AC-2	SIERRA RECEIVABLES FUNDING COM Series 144A 3.000% 08/20/36		09/20/2023	Paydown		100,476	100,476	99,095	99,579	0	898	0	898	0	100,476	0	0	0	1,988	08/20/2036	2.B FE
..82652Q-AC-5	SIERRA TIMESHARE RECEIVABLES F Series 144A 1.790% 11/20/37		09/20/2023	Paydown		179,067	179,067	179,043	179,049	0	18	0	18	0	179,067	0	0	0	2,129	11/20/2037	2.B FE
..82652Q-AD-3	SIERRA TIMESHARE RECEIVABLES F Series 144A 3.170% 11/20/37		09/20/2023	Paydown		185,638	185,638	185,584	185,597	0	42	0	42	0	185,638	0	0	0	3,909	11/20/2037	3.B FE
..82652T-AC-9	SIERRA TIMESHARE RECEIVABLES F Series 144A 3.940% 10/20/38		09/20/2023	Paydown		342,871	342,871	342,816	342,822	0	48	0	48	0	342,871	0	0	0	8,984	10/20/2038	2.B FE
..82652T-AD-7	SIERRA TIMESHARE RECEIVABLES F Series 144A 6.000% 10/20/38		09/20/2023	Paydown		571,451	571,451	571,413	571,415	0	36	0	36	0	571,451	0	0	0	22,803	10/20/2038	3.B FE
..82653D-AB-5	SIERRA RECEIVABLES FUNDING COM Series 144A 3.650% 06/20/35		07/20/2023	Paydown		206,792	206,792	206,766	206,775	0	16	0	16	0	206,792	0	0	0	4,403	06/20/2035	1.F FE
..82653E-AC-1	SIERRA RECEIVABLES FUNDING COM Series 144A 3.770% 01/20/36		09/20/2023	Paydown		62,897	62,897	63,192	63,085	0	(188)	0	(188)	0	62,897	0	0	0	1,586	01/20/2036	2.B FE
..82653G-AD-4	SIERRA RECEIVABLES FUNDING COM Series 144A 5.200% 09/20/35		09/20/2023	Paydown		83,477	83,477	83,476	83,474	0	3	0	3	0	83,477	0	0	0	2,883	09/20/2035	3.B FE
..826934-AD-3	SIERRA RECEIVABLES FUNDING CO Series 144A 10.520% 07/20/39		09/20/2023	Paydown		188,473	188,473	188,437	188,436	0	37	0	37	0	188,473	0	0	0	13,070	07/20/2039	3.C FE
..82967N-BA-5	SIRIUS XM RADIO INC SERIES 144A 5.000% 08/01/27		07/21/2023	MORGAN STANLEY		1,880,000	2,000,000	2,000,000	2,000,000	0	0	0	0	0	2,000,000	0	(120,000)	(120,000)	98,333	08/01/2027	3.C FE
..83546D-AJ-7	SONIC CAPITAL LLC SONIC_20-1A Series 144A 4.336% 01/20/50		09/20/2023	Paydown		15,000	15,000	15,000	15,000	0	0	0	0	0	15,000	0	0	0	433	01/20/2050	2.B FE
..848609-AA-1	SPIRITS OF ST LOUIS BASKETBALL SPIRITS NEWCO LLC 5.300% 06/30/36		09/30/2023	Redemption 100.0000		64,152	64,152	64,152	64,152	0	0	0	0	0	64,152	0	0	0	2,550	06/30/2036	2.C PL
..858271-A*-0	STEELRIVER TRANSMISSION COMPAN STEELRIVER TRANSMISSION COMPAN 3.820% 06/30/47		09/30/2023	Redemption 100.0000		57,787	57,787	57,787	57,787	0	0	0	0	0	57,787	0	0	0	1,656	06/30/2047	2.B PL
..86192*-AA-5	STONEHENGE CAPITAL FUND CONNEC 12/15/23		09/15/2023	Various		153,694	153,694	153,694	153,694	0	0	0	0	0	153,694	0	0	0	9,365	12/15/2023	1.A FE
..872480-AE-8	TIF FUNDING II LLC TIF_21-1A Series 144A 1.650% 02/20/46		09/20/2023	Paydown		103,125	103,125	103,112	103,115	0	11	0	11	0	103,125	0	0	0	1,134	02/20/2046	1.F FE
..87342R-AC-8	TACO BELL FUNDING BELL_16-1A 4.970% 05/25/46		08/25/2023	Paydown		25,000	25,000	25,000	25,000	0	0	0	0	0	25,000	0	0	0	932	05/25/2046	2.B FE
..87342R-AE-4	TACO BELL FUNDING LLC BELL_18- Series 144A 4.940% 11/25/48		08/25/2023	Paydown		25,000	25,000	25,000	25,000	0	0	0	0	0	25,000	0	0	0	926	11/25/2048	2.B FE
..87407R-AA-4	TAL ADVANTAGE LLC TAL_20-1A Series 144A 2.050% 09/20/45		09/20/2023	Paydown		131,250	131,250	131,198	131,211	0	39	0	39	0	131,250	0	0	0	1,794	09/20/2045	1.F FE
..87407R-AC-0	TAL ADVANTAGE LLC TAL_20-1A Series 144A 3.290% 09/20/45		09/20/2023	Paydown		72,188	72,188	72,171	72,175	0	12	0	12	0	72,188	0	0	0	1,583	09/20/2045	2.B FE
..87612E-AF-3	TARGET CORPORATION 7.000% 07/15/31 TEXTAINER MARINE CONTAINERS LT Series 144A		09/19/2023	JEFFRIES & COMPANY INC		5,506,813	4,986,000	5,815,970	5,386,529	0	(25,744)	0	(25,744)	0	5,360,785	0	146,027	146,027	402,603	07/15/2031	1.F FE
..88315L-AF-5	TOLL BROS FIN TOLL BROTHERS FINANCE CORP. 4.875% 03/15/27		09/19/2023	Various		5,783,010	6,000,000	5,996,250	5,998,213	0	280	0	280	0	5,998,493	0	(215,483)	(215,483)	294,531	03/15/2027	2.C FE
..89307#-AA-7	TRANS BAY CABLE LLC 2.930% 06/30/47		09/30/2023	Redemption 100.0000		141,896	141,896	141,896	141,896	0	0	0	0	0	141,896	0	0	0	3,118	06/30/2047	1.E PL

E05.9

STATEMENT AS OF SEPTEMBER 30, 2023 OF GENWORTH LIFE INSURANCE COMPANY

**SCHEDULE D - PART 4**

Show All Long-Term Bonds and Stock Sold, Redeemed or Otherwise Disposed of During the Current Quarter

1	2	3	4	5	6	7	8	9	10	Change In Book/Adjusted Carrying Value					16	17	18	19	20	21	22
										11	12	13	14	15							
CUSIP Identification	Description	Foreign	Disposal Date	Name of Purchaser	Number of Shares of Stock	Consideration	Par Value	Actual Cost	Prior Year Book/Adjusted Carrying Value	Unrealized Valuation Increase/(Decrease)	Current Year's (Amortization)/Accretion	Current Year's Other Than Temporary Impairment Recognized	Total Change in Book/Adjusted Carrying Value (11 + 12 - 13)	Total Foreign Exchange Change in Book /Adjusted Carrying Value	Book/Adjusted Carrying Value at Disposal Date	Foreign Exchange Gain (Loss) on Disposal	Realized Gain (Loss) on Disposal	Total Gain (Loss) on Disposal	Bond Interest/Stock Dividends Received During Year	Stated Contractual Maturity Date	NAIC Designation, NAIC Designation Modifier and SVO Administrative Symbol
..89680H-AA-0	TRITON CONTAINER FINANCE LLC T Series 144A		09/20/2023	Paydown		233,750	233,750	233,706	233,717	0	33	0	33	0	233,750	0	0	0	3,288	09/20/2045	1.F FE
..89680H-AB-8	TRITON CONTAINER FINANCE LLC T Series 144A		09/20/2023	Paydown		106,250	106,250	106,231	106,235	0	15	0	15	0	106,250	0	0	0	2,649	09/20/2045	2.B FE
..903436-AA-1	US AIRWAYS GROUP INCOLD 7.125% 10/22/23		08/30/2023	Various Redemption 100.0000		10	10	10	10	0	0	0	0	10	0	0	0	0	6,389	10/22/2023	3.B FE
..903638-AC-4	USTA NATIONAL TENNIS CENTER IN 3.290%		07/08/2023			246,212	246,212	246,212	246,212	0	0	0	0	0	246,212	0	0	0	8,100	07/08/2036	1.G FE
..904764-AH-0	UNILEVER CAPITAL CORP 5.900% 11/15/32		09/19/2023	Various		13,151,687	12,400,000	13,374,623	12,952,393	0	(33,114)	0	(33,114)	0	12,919,279	0	232,409	232,409	621,860	11/15/2032	1.E FE
..913903-AW-0	UNIVERSAL HEALTH SERVICES INC 2.650%		09/07/2023	BANC OF AMERICA SECURITIES LLC		3,975,300	5,000,000	5,042,092	5,042,067	0	(3,440)	0	(3,440)	0	5,038,627	0	(1,063,327)	(1,063,327)	119,986	10/15/2030	2.C FE
..918286-AC-9	VSE VOI MORTGAGE LLC VSTNA_18- Series 144A		09/20/2023	Paydown		47,320	47,320	47,314	47,315	0	5	0	5	0	47,320	0	0	0	1,262	02/20/2036	2.B FE
..918288-AC-5	VSE VOI MORTGAGE LLC VSTNA_16- Series 144A		09/20/2023	Paydown		89,173	89,173	89,173	89,171	0	2	0	2	0	89,173	0	0	0	1,729	03/20/2035	2.B FE
..919794-AC-1	VALLEY NTL BANCORP VALLEY NATIONAL BANCORP		07/26/2023	KEYBANC CAPITAL MARKET		2,236,992	2,400,000	2,398,992	2,399,717	0	62	0	62	0	2,399,779	0	(162,787)	(162,787)	63,093	06/30/2025	2.C FE
..92556H-AD-9	PARAMOUNT GLOBAL 4.200% 05/19/32		09/19/2023	GOLDMAN SACHS & CO		4,055,650	5,000,000	4,869,750	4,892,590	0	6,766	0	6,766	0	4,899,356	0	(843,706)	(843,706)	176,167	05/19/2032	2.B FE
..92556H-AD-8	VIATRIS INC 2.700% 06/22/30		09/05/2023	BANC OF AMERICA SECURITIES LLC		4,011,250	5,000,000	4,986,227	4,987,998	0	1,000	0	1,000	0	4,988,997	0	(977,747)	(977,747)	95,625	06/22/2030	2.C FE
..928388-AA-1	VISTA RIDGE LLC / CENTRAL TEXA VISTA RIDGE LLC / CENTRAL TEXA 2.570% 10/14/49		09/30/2023	Redemption 100.0000		38,466	38,466	38,466	37,647	0	820	0	820	0	38,466	0	0	0	1,221	10/14/2049	1.F PL
..92890P-AG-9	WF-RBS COMMERCIAL MORTGAGE TRU WF-RBS COMMERCIAL MORTGAGE TRU 3.488% 06/15/46		09/01/2023	Paydown		770,248	770,248	793,306	770,246	0	2	0	2	0	770,248	0	0	0	17,889	06/15/2046	1.A
..92937E-AG-9	WF-RBS COMMERCIAL MORTGAGE TRUST 3.714% 03/15/45		09/01/2023	Paydown		797,985	797,985	752,799	797,985	0	0	0	0	0	797,985	0	0	0	21,026	03/15/2045	1.A
..92938G-AF-5	WF-RBS COMMERCIAL MORTGAGE TRU WF-RBS COMMERCIAL MORTGAGE TRU 4.255% 12/15/46		09/01/2023	Paydown		881,238	881,238	937,860	886,221	0	(4,983)	0	(4,983)	0	881,238	0	0	0	28,122	12/15/2046	1.A
..92938J-AG-7	WF-RBS COMMERCIAL MORTGAGE TRU WF-RBS COMMERCIAL MORTGAGE TRU 4.306% 03/15/46		09/01/2023	Paydown		3,734,286	3,734,286	3,988,884	3,756,963	0	(22,677)	0	(22,677)	0	3,734,286	0	0	0	120,599	03/15/2046	1.A
..93144*-AA-0	WALGREENS CTL 5.990% 02/15/30		09/15/2023	Various Redemption 100.0000		30,841	30,841	30,841	30,841	0	0	0	0	0	30,841	0	0	0	1,232	02/15/2030	2.B
..94978*-AT-4	LEGG MASON LEASE BACKED PASS T 2002-CTL-20 6.650% 08/01/27		09/01/2023	Redemption 100.0000		140,964	140,964	140,964	140,964	0	0	0	0	0	140,964	0	0	0	6,252	08/01/2027	2.B
..94978*-BJ-5	WLS FRGO NRTHWIST CAP. LEASE FUNDING 2003-CTL-02 5.789% 11/15/27		09/15/2023	Redemption 100.0000		127,925	127,925	121,313	112,243	0	15,682	0	15,682	0	127,925	0	0	0	4,947	11/15/2027	2.A
..95058X-AE-8	WENDYS FUNDING LLC WEN_18-1A Series 144A		09/15/2023	Paydown		12,500	12,500	12,500	12,500	0	0	0	0	0	12,500	0	0	0	364	03/15/2048	2.B FE
..960386-AH-3	WESTINGHOUSE AIR BRAKE WABTEC CORPORATION 4.375% 08/15/23		08/15/2023	Maturity		3,000,000	3,000,000	2,996,370	2,999,728	0	272	0	272	0	3,000,000	0	0	0	131,250	08/15/2023	2.C FE
..97651J-BB-1	WINWATER MORTGAGE LOAN TRUST W WIN_15-3 3.841% 03/20/45		09/01/2023	Paydown		172,513	172,513	174,959	174,418	0	(1,905)	0	(1,905)	0	172,513	0	0	0	4,424	03/20/2045	1.A
..97652P-AA-9	WINWATER MORTGAGE LOAN TRUST W WINWATER MORTGAGE LOAN TRUST W 3.919% 06/20/44		09/01/2023	Paydown		2,139	2,139	2,212	2,187	0	(47)	0	(47)	0	2,139	0	0	0	56	06/20/2044	1.A
..11271R-AA-7	BROOKFIELD FINANCE LLC 4.000% 04/01/24		07/14/2023	Call 100.0000		1,834,000	1,834,000	1,829,268	1,833,074	0	389	0	389	0	1,833,463	0	537	537	57,669	04/01/2024	1.G FE
..893526-DF-7	TRANSCANADA PIPELINES LIMITED 5.600%	A	09/05/2023			6,444,596	6,700,000	6,141,890	6,369,775	0	14,168	0	14,168	0	6,383,943	0	60,653	60,653	351,229	03/31/2034	2.B FE
..013822-AE-1	ALCOA NEDERLAND HOLDING BV Series 144A	C	09/19/2023			4,794,550	5,000,000	5,000,000	5,000,000	0	0	0	0	0	5,000,000	0	(205,450)	(205,450)	210,833	12/15/2027	2.C FE
..056162-AN-0	BABSON CLO LTD BABS_N_15-1A Series 144A	D	07/20/2023	Paydown		21,084	21,084	21,084	21,084	0	0	0	0	0	21,084	0	0	0	920	01/20/2031	1.A FE
..064255-AR-3	BANK OF TOKYO-MITSUBISHI UFJ L 4.100%	C	09/09/2023	Maturity		7,000,000	7,000,000	6,972,700	6,997,755	0	2,245	0	2,245	0	7,000,000	0	0	0	287,000	09/09/2023	1.E FE

EO5.10

STATEMENT AS OF SEPTEMBER 30, 2023 OF GENWORTH LIFE INSURANCE COMPANY

**SCHEDULE D - PART 4**

Show All Long-Term Bonds and Stock Sold, Redeemed or Otherwise Disposed of During the Current Quarter

1	2	3	4	5	6	7	8	9	10	Change In Book/Adjusted Carrying Value					16	17	18	19	20	21	22
										11	12	13	14	15							
CUSIP Identification	Description	Foreign	Disposal Date	Name of Purchaser	Number of Shares of Stock	Consideration	Par Value	Actual Cost	Prior Year Book/Adjusted Carrying Value	Unrealized Valuation Increase/(Decrease)	Current Year's (Amortization)/Accretion	Current Year's Other Than Temporary Impairment Recognized	Total Change in Book/Adjusted Carrying Value (11 + 12 - 13)	Total Foreign Exchange Change in Book /Adjusted Carrying Value	Book/Adjusted Carrying Value at Disposal Date	Foreign Exchange Gain (Loss) on Disposal	Realized Gain (Loss) on Disposal	Total Gain (Loss) on Disposal	Bond Interest/Stock Dividends Received During Year	Stated Contractual Maturity Date	NAIC Designation, NAIC Designation Modifier and SVO Administrative Symbol
..09228Y-AB-8	BLACKBIRD CAPITAL AIRCRAFT BBI BLACKBIRD CAPITAL AIRCRAFT BBI 4.213% 12/16/41	C	09/15/2023	Paydown		28,465	28,465	28,465	28,465	0	0	0	0	0	28,465	0	0	0	747	12/16/2041	1.G FE
..12807C-AA-1	CAL FUNDING IV LTD CAI_20-1A Series 144A 2.220% 09/25/45	C	09/25/2023	Paydown		255,000	255,000	254,942	254,960	0	40	0	40	0	255,000	0	0	0	3,774	09/25/2045	1.F FE
..12807C-AC-7	CAL FUNDING IV LTD CAI_20-1A Series 144A 3.500% 09/25/45	C	09/25/2023	Paydown		74,375	74,375	74,343	74,353	0	22	0	22	0	74,375	0	0	0	1,735	09/25/2045	2.B FE
..14987V-AA-7	CBAM CLO MANAGEMENT CBAM_19-9A Series 144A 6.853% 02/12/30	C	07/15/2023	Paydown		172,385	172,385	170,015	171,311	0	1,074	0	1,074	0	172,385	0	0	0	7,828	02/12/2030	1.A FE
..279158-AC-3	ECOPETROL SA ECOPETROL SA 5.875% 09/18/23	C	08/07/2023	Call	100.0167	19,643,280	19,640,000	19,842,791	19,658,093	0	(15,162)	0	(15,162)	0	19,642,931	0	(2,931)	(2,931)	1,025,719	09/18/2023	3.A FE
..37959P-AA-5	GLOBAL SC FINANCE SRL SEACO_20 Series 144A 2.170% 10/17/40	C	09/17/2023	Paydown		146,711	146,711	146,705	146,706	0	5	0	5	0	146,711	0	0	0	2,126	10/17/2040	1.F FE
..38177U-AA-8	GOPAF 20-1A Series 144A 3.208% 01/22/29	C	07/20/2023	Paydown		2,149,941	2,149,941	2,149,941	2,149,941	0	0	0	0	0	2,149,941	0	0	0	51,728	01/22/2029	1.F FE
..40049J-BB-2	GRUPO TELEVISIA SA 4.625% 01/30/26	C	08/07/2023	TENDER		1,961,760	2,000,000	1,988,691	1,995,775	0	35,569	0	35,569	0	1,996,552	0	(34,792)	(34,792)	59,507	01/30/2026	2.A FE
..449786-AY-8	ING BANK NV 5.800% 09/25/23	C	09/25/2023	Various		3,000,000	3,000,000	2,986,290	2,998,714	0	1,286	0	1,286	0	3,000,000	0	0	0	174,000	09/25/2023	2.A FE
..45605P-AM-0	INDUSTRIAL DPR FUNDING LTD BIN INDUSTRIAL DPR FUNDING LTD BIN 5.235% 04/15/26	C	07/15/2023	Paydown		275,187	275,187	275,187	230,937	0	44,250	0	44,250	0	275,187	0	0	0	21,483	04/15/2026	2.B FE
..50247V-AA-7	LYB INTERNATIONAL FINANCE BV 4.000%	C	07/15/2023	Maturity		2,834,000	2,834,000	2,808,522	2,832,330	0	1,670	0	1,670	0	2,834,000	0	0	0	113,360	07/15/2023	2.B FE
..607504-A*-8	MODEC INC 4.330% 12/22/26	C	07/18/2023	Taxable Exchange		14,000,000	14,000,000	14,000,000	14,000,000	0	0	0	0	0	14,000,000	0	0	0	436,777	12/22/2026	2.C PL
..607504-A*-6	MODEC INC 4.780% 12/22/28	C	07/18/2023	Taxable Exchange		5,000,000	5,000,000	5,000,000	5,000,000	0	0	0	0	0	5,000,000	0	0	0	168,992	12/22/2028	2.C PL
..77578J-AB-4	ROLLS-ROYCE PLC 3.625% 10/14/25	C	09/18/2023	SECURITIES LLC		9,435,000	10,000,000	9,867,300	9,957,474	0	10,387	0	10,387	0	9,967,861	0	(532,861)	(532,861)	334,910	10/14/2025	3.B FE
..865622-BE-3	SUMITOMO MITSUI BANKING CORP SUMITOMO MITSUI BANKING CORP 3.950% 07/19/23	D	07/19/2023	Maturity		7,000,000	7,000,000	6,990,830	6,999,398	0	602	0	602	0	7,000,000	0	0	0	276,500	07/19/2023	1.E FE
..88315L-AH-1	TEXTAINER MARINE CONTAINERS LT TEXTAINER MARINE CONTAINERS LT 3.340% 09/20/45	C	09/20/2023	Paydown		73,692	73,692	73,684	73,685	0	7	0	7	0	73,692	0	0	0	1,631	09/20/2045	2.B FE
..88315L-AN-8	TEXTAINER MARINE CONTAINERS VI Series 144A 2.520% 02/20/46	C	09/20/2023	Paydown		28,072	28,072	28,061	28,063	0	9	0	9	0	28,072	0	0	0	472	02/20/2046	2.B FE
..89641U-AA-9	Trinity Acquisn TRINITY ACQUISITION PLC 4.625% 08/15/23	C	08/15/2023	Maturity		4,000,000	4,000,000	3,986,880	3,998,996	0	1,004	0	1,004	0	4,000,000	0	0	0	185,000	08/15/2023	2.B FE
..918367-AA-1	VTR COMUNICACIONES SPA Series 144A 5.125% 01/15/28	C	08/31/2023	MORGAN STANLEY		1,547,500	2,500,000	2,500,000	2,500,000	0	0	0	0	0	2,500,000	0	(952,500)	(952,500)	145,920	01/15/2028	5.B FE
..G1257*-AJ-0	BOREALIS FUNDING COMPANY LTD BOREALIS FUNDING COMPANY LTD 5.360% 08/19/23	C	08/19/2023	Maturity		15,000,000	15,000,000	15,000,000	15,000,000	0	0	0	0	0	15,000,000	0	0	0	804,000	08/19/2023	2.A
..G1264*-AA-0	BID II CLASS A NOTE 3.500% 06/30/39	C	07/10/2023	Paydown		630,765	630,765	630,765	448,045	0	0	0	0	0	630,765	0	0	0	14,989	06/30/2039	1.G PL
..L8038*-AA-4	SBM BALEIA AZUL S.A.R.L. 5.500% 09/15/27	D	09/15/2023	Redemption	100.0000	307,500	307,500	307,500	307,500	0	0	0	0	0	307,500	0	0	0	12,684	09/15/2027	3.C
..09749#-AG-0	WESTRAC PTY LTD 5.190% 07/07/23	C	07/07/2023	Redemption	100.0000	1,500,000	1,500,000	1,500,000	1,500,000	0	0	0	0	0	1,500,000	0	0	0	77,850	07/07/2023	2.B PL
..R6236*-AA-2	NORSPAN LNG VIII AS 4.660% 03/30/32	C	09/30/2023	Redemption	100.0000	342,541	342,541	342,541	342,541	0	0	0	0	0	342,541	0	0	0	15,962	03/30/2032	2.C PL
..R6236@-AA-0	NORSPAN LNG III AS 4.870% 07/27/29	C	08/31/2023	Redemption	100.0000	385,246	385,246	385,246	385,246	0	0	0	0	0	385,246	0	0	0	18,761	07/27/2029	2.C PL
..36161R-BA-6	GFCM LLC 09/30/2023		09/30/2023	Paydown		1,221,993	1,221,993	1,221,993	1,221,993	0	0	0	0	0	1,221,993	0	0	0	0	06/12/2033	1.A
..36161R-AV-1	GFCM LLC 09/30/2023		09/30/2023	Paydown		56,537	56,537	56,537	56,537	0	0	0	0	0	56,537	0	0	0	0	06/12/2033	4.C FE
..74151#-AP-3	PRICewaterHOUSECOOPERS LLP 3.580% 09/15/32		09/30/2023	Taxable Exchange		0	0	0	0	0	0	0	0	0	0	0	0	0	3,500	09/15/2032	1.D
..74151#-AQ-1	PRICewaterHOUSECOOPERS LLP 3.730% 09/14/35		09/30/2023	Taxable Exchange		0	0	0	0	0	0	0	0	0	0	0	0	0	4,000	09/14/2035	1.D
..542514-JD-7	LBMLT 04-4 2004-4 M11 VAR % Due 10/25/2034 Mo-25		09/30/2023	Paydown		0	0	0	0	0	0	0	0	0	0	0	0	0	5,431	10/25/2034	6.
1109999999	Subtotal - Bonds - Industrial and Miscellaneous (Unaffiliated)					397,722,143	408,179,555	411,116,771	408,273,296	1,610	(21,222)	666,799	(686,411)	0	407,734,802	0	(10,287,740)	(10,287,740)	17,940,855	XXX	XXX

EO5.11

STATEMENT AS OF SEPTEMBER 30, 2023 OF GENWORTH LIFE INSURANCE COMPANY

**SCHEDULE D - PART 4**

Show All Long-Term Bonds and Stock Sold, Redeemed or Otherwise Disposed of During the Current Quarter

1	2	3	4	5	6	7	8	9	10	Change In Book/Adjusted Carrying Value					16	17	18	19	20	21	22
										11	12	13	14	15							
CUSIP Identification	Description	For-foreign	Disposal Date	Name of Purchaser	Number of Shares of Stock	Consideration	Par Value	Actual Cost	Prior Year Book/Adjusted Carrying Value	Unrealized Valuation Increase/(Decrease)	Current Year's (Amortization)/Accretion	Current Year's Other Than Temporary Impairment Recognized	Total Change in Book/Adjusted Carrying Value (11 + 12 - 13)	Total Foreign Exchange Change in Book /Adjusted Carrying Value	Book/Adjusted Carrying Value at Disposal Date	Foreign Exchange Gain (Loss) on Disposal	Realized Gain (Loss) on Disposal	Total Gain (Loss) on Disposal	Bond Interest/Stock Dividends Received During Year	Stated Contractual Maturity Date	NAIC Designation, NAIC Designation Modifier and SVO Administrative Symbol
..BGW46T-59-7	Winzer Corporation Winzer Corporation 11/30/24		08/10/2023	Redemption 100.0000		50,806	50,806	50,500	36,262	0	75	0	75	0	50,806	0	0	0	23,388	11/30/2024	4.A PL
..BGW46T-5H-9	Winzer Corporation Winzer Corporation 11/30/24		08/02/2023	Redemption 100.0000		10,882	10,882	10,773	11,049	0	(167)	0	(167)	0	10,882	0	0	0	561	11/30/2024	4.A PL
..BGW46T-5H-9	Winzer Corporation Winzer Corporation 11/30/24		09/27/2023	No Broker		20,678	0	20,678	20,678	0	0	0	0	0	20,678	0	0	0	1,247	11/30/2024	4.C PL
..BGW49M-7L-0	Nonni's Food, LLC Nonni's Food 03/01/25		07/05/2023	Redemption 100.0000		27,231	27,231	26,789	26,958	0	273	0	273	0	27,231	0	0	0	1,876	03/01/2025	3.B PL
..BGW49M-7V-8	Nonni's Food, LLC Nonni's Food, LLC 03/01/25		09/26/2023	Redemption 100.0000		329,028	329,028	328,955	0	0	73	0	73	0	329,028	0	0	0	2,340	03/01/2025	3.B PL
..BGW49M-7V-8	Nonni's Food, LLC Nonni's Food, LLC 03/01/25		07/31/2023	Conversion		13,059	13,062	13,058	0	0	0	0	0	0	13,059	0	0	0	127	03/01/2025	3.B PL
..BGW49V-R6-1	G.E.T. Acquisition, LLC G.E.T. Acquisition LLC 02/16/24		09/01/2023	Redemption 100.0000		158,289	158,289	156,706	161,815	0	(3,526)	0	(3,526)	0	158,289	0	0	0	7,799	02/16/2024	4.A Z
..BGW4AA-8J-8	AC&A Enterprises Holdings, LLC AC&A Enterprises Holdings 01/21/25		07/01/2023	Redemption 0.0000		0	754	750	761	0	(761)	0	(761)	0	0	0	0	0	6	01/21/2025	6.A PL
..BGW4AA-8J-8	AC&A Enterprises Holdings, LLC AC&A Enterprises Holdings 01/21/25		07/31/2023	Conversion		1,183	1,168	1,162	1,178	0	5	0	5	0	1,183	0	0	0	10	01/21/2025	6.A PL
..BGW4AA-8R-0	AC&A Enterprises Holdings, LLC AC&A Enterprises Holdings 01/21/25		09/29/2023	Redemption 100.0000		10,573	10,573	10,442	10,531	0	(36)	0	(36)	0	10,573	0	0	0	441	01/21/2025	5.A PL
..BGW4AA-DF-0	AC&A Enterprises Holdings, LLC AC&A Enterprises Holdings 01/21/25		09/29/2023	Redemption 100.0000		1,401	1,401	1,384	1,403	0	(5)	0	(5)	0	1,401	0	0	0	20	01/21/2025	5.A PL
..BGW4AA-DF-0	AC&A Enterprises Holdings, LLC AC&A Enterprises Holdings 01/21/25		07/31/2023	Conversion		662	661	652	663	0	(1)	0	(1)	0	662	0	0	0	0	01/21/2025	4.C PL
..BGW4E4-GY-6	SupplyOne, Inc. SupplyOne 02/01/24		07/03/2023	Redemption 100.0000		11,993	11,993	11,761	12,185	0	(193)	0	(193)	0	11,993	0	0	0	663	02/01/2024	3.C PL
..BGW4E4-GY-6	SupplyOne, Inc. SupplyOne 02/01/24		09/07/2023	No Broker		22,708	0	22,708	22,708	0	0	0	0	0	22,708	0	0	0	1,714	02/01/2024	3.C PL
..BGW4GJ-AW-1	Chase Industries, Inc Chase Industries Inc 05/11/25		08/25/2023	Redemption 100.0000		105,634	105,634	105,634	102,952	0	0	0	0	0	105,634	0	0	0	0	05/11/2025	5.C PL
..BGW4J6-VZ-6	Spinrite Limited Partnership Spinrite Limited Partnership 06/27/24		07/03/2023	Redemption 100.0000		13,844	13,844	13,671	13,949	0	(104)	0	(104)	0	13,844	0	0	0	805	06/27/2024	5.B PL
..BGW4J6-W7-7	Spinrite Limited Partnership Spinrite Limited Partnership 06/27/24		09/25/2023	Redemption 100.0000		75,758	75,758	75,558	76,988	0	(1,231)	0	(1,231)	0	75,758	0	0	0	4,456	06/27/2024	5.B Z
..BGW4LJ-3L-7	PS Intermediate Holdco PS Intermediate Holdco 04/25/25		09/29/2023	Redemption 100.0000		24,247	24,247	23,885	24,060	0	187	0	187	0	24,247	0	0	0	1,740	04/25/2025	4.B PL
..BGW4LJ-3L-7	PS Intermediate Holdco PS Intermediate Holdco 04/25/25		08/15/2023	No Broker		34,916	0	34,916	34,916	0	0	0	0	0	34,916	0	0	0	2,544	04/25/2025	4.B PL
..BGW4PN-5J-7	Ubeo LLC Ubeo LLC 04/03/26		08/25/2023	No Broker		84,906	0	84,906	84,906	0	0	0	0	0	84,906	0	0	0	6,763	04/03/2026	4.B PL
..BGW4PN-5J-7	Ubeo LLC Ubeo LLC 04/03/26		07/07/2023	Redemption 100.0000		13,735	13,735	13,735	0	0	0	0	0	0	13,735	0	0	0	451	04/03/2026	4.B PL
..BGW4QK-UB-1	The Pearlman Group The Pearlman Group 05/05/27		07/03/2023	Redemption 100.0000		9,440	9,440	9,251	9,753	0	(313)	0	(313)	0	9,440	0	0	0	434	05/05/2027	4.A PL
..BGW4TB-01-5	Composite Technology Acq Composite Technology Acq 02/01/25		09/22/2023	Redemption 100.0000		363,095	363,095	363,095	11,536	0	0	0	0	0	363,095	0	0	0	1,889	02/01/2025	4.C PL
..BGW4TC-1M-4	The Ultimus Group Midco, LLC The Ultimus Group Midco 02/01/26		09/29/2023	Redemption 100.0000		16,775	16,775	16,593	16,855	0	(80)	0	(80)	0	16,775	0	0	0	1,587	02/01/2026	4.B PL
..BGW50M-M7-0	Valicor PPC Intermediate I LLC Valicor PPC Intermediate I LLC 07/24/26		09/29/2023	Redemption 100.0000		1,735	1,735	1,726	1,798	0	(90)	0	(90)	0	1,735	0	0	0	126	07/24/2026	4.C PL

E05.12

STATEMENT AS OF SEPTEMBER 30, 2023 OF GENWORTH LIFE INSURANCE COMPANY

**SCHEDULE D - PART 4**

Show All Long-Term Bonds and Stock Sold, Redeemed or Otherwise Disposed of During the Current Quarter

1	2	3	4	5	6	7	8	9	10	Change In Book/Adjusted Carrying Value					16	17	18	19	20	21	22
										11	12	13	14	15							
CUSIP Identification	Description	For- eign	Disposal Date	Name of Purchaser	Number of Shares of Stock	Consid- eration	Par Value	Actual Cost	Prior Year Book/ Adjusted Carrying Value	Unrealized Valuation Increase/ (Decrease)	Current Year's (Amor- tization)/ Accretion	Current Year's Other Than Temporary Impairment Recogn- ized	Total Change in Book/ Adjusted Carrying Value (11 + 12 - 13)	Total Foreign Exchange Change in Book /Adjusted Carrying Value	Book/ Adjusted Carrying Value at Disposal Date	Foreign Exchange Gain (Loss) on Disposal	Realized Gain (Loss) on Disposal	Total Gain (Loss) on Disposal	Bond Interest/ Stock Dividends Received During Year	Stated Con- tractual Maturity Date	NAIC Desig- nation, NAIC Desig- nation Modifier and SVO Admini- strative Symbol
..BGW50M-M8-8	Valicor PPC Intermediate I LLC Valicor PPC Intermediate I LLC 07/24/24		09/19/2023	Redemption 100.0000		395,139	395,139	394,263	97,908	0	(2,489)	0	(2,489)	0	395,139	0	0	0	9,940	07/24/2024	4.C PL
..BGW50M-M9-6	Valicor PPC Intermediate I LLC Valicor PPC Intermediate I LLC 07/24/26		09/29/2023	Redemption 100.0000		10,435	10,435	10,331	10,811	0	(458)	0	(458)	0	10,435	0	0	0	750	07/24/2026	4.C PL
..BGW50M-M9-6	Valicor PPC Intermediate I LLC Valicor PPC Intermediate I LLC 07/24/26		07/31/2023	Conversion 100.0000		10,435	10,435	10,435	0	0	0	0	0	10,435	0	0	0	0	263	07/24/2026	4.C PL
..BGW52C-V0-5	Heartland, LLC Heartland LLC		09/26/2023	Redemption 100.0000		258,925	258,925	258,925	77,677	0	0	0	0	258,925	0	0	0	0	7,977	08/30/2024	4.B PL
..BGW55B-33-9	DAS Purchaser 2 Corp. DAS Purchaser 2 Corp. 11/13/24		09/28/2023	Redemption 100.0000		82,130	82,130	82,130	35,733	0	0	0	0	82,130	0	0	0	0	225	11/13/2024	2.C PL
..BGW58R-VL-0	New ILC Dover, Inc. New ILC Dover, Inc. 01/31/26		09/29/2023	Redemption 100.0000		2,346	2,346	2,334	1,246	0	(13)	0	(13)	2,346	0	0	0	0	110	01/31/2026	4.B PL
..BGW58R-VU-0	New ILC Dover, Inc. New ILC Dover 01/31/26		08/15/2023	Redemption 100.0000		37,532	37,532	37,532	0	0	0	0	0	37,532	0	0	0	0	486	01/31/2026	4.B PL
..BGW58R-W8-8	New ILC Dover, Inc. New ILC Dover 01/31/26		09/29/2023	Redemption 100.0000		12,608	12,608	12,482	13,117	0	(509)	0	(509)	12,608	0	0	0	0	629	01/31/2026	4.B PL
..BGW5B7-7R-4	RxSense Holdings LLC RxSense Holdings LLC 03/13/26		09/29/2023	Redemption 100.0000		12,976	12,976	12,716	13,388	0	(413)	0	(413)	12,976	0	0	0	0	965	03/13/2026	3.C PL
..BGW5PH-GL-0	Med Review Inst of America Med Review Inst of America 10/06/24		09/29/2023	Redemption 100.0000		127,298	127,298	126,661	131,023	0	(3,726)	0	(3,726)	127,298	0	0	0	0	9,733	10/06/2024	4.B Z
..BGW68F-83-0	Omni Intermediate Holdings Omni Intermediate Holdings 11/30/27		07/01/2023	Conversion 100.0000		239,672	241,844	239,426	0	0	246	0	246	239,672	0	0	0	0	6,696	11/30/2027	3.A PL
..BGW6J2-5H-9	Omni Intermediate Holdings Omni Intermediate Holdings 11/30/27		07/01/2023	Conversion 100.0000		21,929	22,343	21,896	0	0	33	0	33	21,929	0	0	0	0	619	11/30/2027	4.B Z
..BGW6J2-5Z-9	Omni Intermediate Holdings Omni Intermediate Holdings 11/30/27		07/01/2023	Conversion 100.0000		265,795	264,752	259,457	260,145	0	5,650	0	5,650	265,795	0	0	0	0	6,725	11/30/2027	3.A Z
..BGW6L7-W8-1	Techmer Techmer 09/01/28		07/01/2023	Conversion 100.0000		5,112,379	5,006,129	4,956,067	4,966,220	0	146,160	0	146,160	5,112,379	0	0	0	0	134,519	09/01/2028	2.C Z
..BGW6VB-DB-9	Rhino Tool House Rhino Tool House 04/04/29		07/01/2023	Conversion 100.0000		407,935	415,627	407,315	0	0	620	0	620	407,935	0	0	0	0	11,450	04/04/2029	3.A Z
..LX1798-29-2	Blackbird Purchaser, Inc. Blackbird Purchaser, Inc. 04/08/26		09/29/2023	Redemption 100.0000		44,834	44,834	44,386	29,507	0	(98)	0	(98)	44,834	0	0	0	0	1,718	04/08/2026	3.C PL
..LX1798-29-2	Blackbird Purchaser, Inc. Blackbird Purchaser, Inc. 04/08/26		07/01/2023	Conversion 100.0000		2,286,867	2,309,961	2,286,896	0	0	(29)	0	(29)	2,286,867	0	0	0	0	0	04/08/2026	3.C PL
..LX1968-91-1	Erie Construction Mid-West LLC Erie Construction Mid-West LLC 07/30/27		09/29/2023	Redemption 100.0000		16,902	16,902	16,733	17,254	0	(352)	0	(352)	16,902	0	0	0	0	1,278	07/30/2027	2.A PL
..LX1970-38-8	Bounteous, Inc. Bounteous, Inc. 08/02/27		09/29/2023	Redemption 100.0000		1,684	1,684	1,667	1,728	0	(44)	0	(44)	1,684	0	0	0	0	117	08/02/2027	2.B PL
..LX1970-39-6	Bounteous, Inc. Bounteous, Inc. 08/02/27		09/29/2023	Redemption 100.0000		871	871	862	888	0	(17)	0	(17)	871	0	0	0	0	61	08/02/2027	2.B PL
..LX1974-33-1	MidWest Eye Services, LLC Midwest Eye Services, LLC 08/20/27		09/29/2023	Redemption 100.0000		4,123	4,123	4,121	4,139	0	(16)	0	(16)	4,123	0	0	0	0	300	08/20/2027	3.A PL
..LX1975-91-6	Whitsons Holding Group, LLC Whitsons Holding Group, LLC 08/27/27		09/29/2023	Redemption 100.0000		2,508	2,508	2,477	2,548	0	(40)	0	(40)	2,508	0	0	0	0	176	08/27/2027	2.C PL
..LX1975-92-4	Whitsons Holding Group, LLC Whitsons Holding Group, LLC 08/27/27		09/29/2023	Redemption 100.0000		364	364	359	361	0	3	0	3	364	0	0	0	0	24	08/27/2027	2.C PL
..LX1982-68-0	ACP Tara Holdings, Inc. ACP Tara Holdings, Inc. 09/10/27		09/29/2023	Redemption 100.0000		3,970	3,970	3,930	4,041	0	(71)	0	(71)	3,970	0	0	0	0	133	09/10/2027	3.A PL
..LX1989-57-8	Boardwalk Buyer LLC Boardwalk Buyer LLC 09/28/27		09/29/2023	Redemption 100.0000		9,254	9,254	9,162	9,429	0	(175)	0	(175)	9,254	0	0	0	0	685	09/28/2027	3.A PL

E05.13

STATEMENT AS OF SEPTEMBER 30, 2023 OF GENWORTH LIFE INSURANCE COMPANY

**SCHEDULE D - PART 4**

Show All Long-Term Bonds and Stock Sold, Redeemed or Otherwise Disposed of During the Current Quarter

1	2	3	4	5	6	7	8	9	10	Change In Book/Adjusted Carrying Value					16	17	18	19	20	21	22
										11	12	13	14	15							
CUSIP Identification	Description	For- eign	Disposal Date	Name of Purchaser	Number of Shares of Stock	Consid- eration	Par Value	Actual Cost	Prior Year Book/ Adjusted Carrying Value	Unrealized Valuation Increase/ (Decrease)	Current Year's (Amor- tization)/ Accretion	Current Year's Other Than Temporary Impairment Recogn- ized	Total Change in Book/ Adjusted Carrying Value (11 + 12 - 13)	Total Foreign Exchange Change in Book /Adjusted Carrying Value	Book/ Adjusted Carrying Value at Disposal Date	Foreign Exchange Gain (Loss) on Disposal	Realized Gain (Loss) on Disposal	Total Gain (Loss) on Disposal	Bond Interest/ Stock Dividends Received During Year	Stated Con- tractual Maturity Date	NAIC Desig- nation, NAIC Desig- nation Modifier and SVO Admini- strative Symbol
..LX1993-62-0	World 50, Inc. World 50, Inc. 01/12/26		09/29/2023	Redemption	100.0000		5,248	5,248	5,196	5,351	0	(103)	(103)	0	5,248	0	0	0	296	01/12/2026	3.C PL
..LX1994-34-7	BrightSign LLC BrightSign LLC 10/14/27		09/29/2023	Redemption	100.0000		9,489	9,489	9,394	9,675	0	(187)	(187)	0	9,489	0	0	0	772	10/14/2027	3.A PL
..LX1994-52-9	Stanton Carpet Corp. Stanton Carpet Corp. 10/01/27		07/31/2023	Redemption	100.0000		13,014	13,014	12,884	13,216	0	(202)	(202)	0	13,014	0	0	0	666	10/01/2027	2.C PL
..LX1996-57-3	Lamark Media Group, LLC Lamark Media Group, LLC 10/14/27		09/29/2023	Redemption	100.0000		2,527	2,527	2,502	2,578	0	(50)	(50)	0	2,527	0	0	0	204	10/14/2027	3.A PL
..LX1996-57-3	Lamark Media Group, LLC Lamark Media Group, LLC 10/14/27		07/01/2023	Conversion			489,932	499,160	489,176	0	756	0	756	0	489,932	0	0	0	14,940	10/14/2027	3.A PL
..LX1996-58-1	Lamark Media Group, LLC Lamark Media Group, LLC 10/14/27		09/29/2023	Redemption	100.0000		542	542	536	0	5	0	5	0	542	0	0	0	30	10/14/2027	3.A PL
..LX1999-59-3	SEKO Worldwide, LLC SEKO Worldwide, LLC 12/30/26		09/29/2023	Redemption	100.0000		19,443	19,443	19,248	19,844	0	(401)	(401)	0	19,443	0	0	0	1,451	12/30/2026	3.A Z
..LX2002-41-3	Corbett Technology Solutions Corbett Technology Solutions 10/29/27		09/29/2023	Redemption	100.0000		3,390	3,390	3,356	3,404	0	(15)	(15)	0	3,390	0	0	0	260	10/29/2027	3.A PL
..LX2002-41-3	Corbett Technology Solutions Corbett Technology Solutions 10/29/27		07/01/2023	Conversion			1,579,779	1,579,412	1,551,975	414,894	0	23,863	23,863	0	1,579,779	0	0	0	21,156	10/29/2027	3.A PL
..LX2002-43-9	Corbett Technology Solutions Corbett Technology Solutions 10/29/27		09/29/2023	Redemption	100.0000		2,381	2,381	2,358	2,400	0	(19)	(19)	0	2,381	0	0	0	133	10/29/2027	3.A PL
..LX2002-70-2	CP Turf Parent, LLC CP Turf Parent, LLC 10/25/27		09/29/2023	Redemption	100.0000		14,998	14,998	14,848	15,121	0	(123)	(123)	0	14,998	0	0	0	1,087	10/25/2027	3.A PL
..LX2004-56-7	Bounteous, Inc. Bounteous, Inc. 08/02/27		09/29/2023	Redemption	100.0000		339	339	336	345	0	(7)	(7)	0	339	0	0	0	24	08/02/2027	2.B PL
..LX2007-24-8	BCM One, Inc. BCM One, Inc. 11/17/27		09/29/2023	Redemption	100.0000		1,947	1,947	1,933	1,987	0	(39)	(39)	0	1,947	0	0	0	92	11/17/2027	3.A PL
..LX2007-25-5	BCM One, Inc. BCM One, Inc. 11/17/27		09/29/2023	Redemption	100.0000		567	567	562	549	0	(4)	(4)	0	567	0	0	0	22	11/17/2027	3.A PL
..LX2010-84-6	NFM & J, L.P. NFM & J, L.P. 11/30/27		09/29/2023	Redemption	100.0000		18,642	18,642	18,456	18,895	0	(253)	(253)	0	18,642	0	0	0	1,175	11/30/2027	3.A PL
..LX2010-85-3	NFM & J, L.P. NFM & J, L.P. 11/30/27		09/29/2023	Redemption	100.0000		17,144	17,144	16,973	15,512	0	22	22	0	17,144	0	0	0	1,149	11/30/2027	3.A PL
..LX2011-08-3	Xifin, Inc. Xifin, Inc. 02/06/26 .. Good2Grow LLC Good2Grow LLC 12/01/27		09/29/2023	Redemption	100.0000		32,241	32,241	31,838	32,370	0	(129)	(129)	0	32,241	0	0	0	2,635	02/06/2026	3.A PL
..LX2012-42-0	Blackbird Purchaser Inc Blackbird Purchaser Inc 04/08/26		07/21/2023	Redemption	100.0000		566,038	566,038	560,377	575,307	0	(9,269)	(9,269)	0	566,038	0	0	0	27,167	12/01/2027	3.A PL
..LX2014-08-7	GHR Healthcare, LLC GHR Healthcare, LLC 12/09/27		09/29/2023	Redemption	100.0000		1,926	1,926	1,902	1,910	0	16	16	0	1,926	0	0	0	140	12/09/2027	2.C PL
..LX2014-48-3	GHR Healthcare, LLC GHR Healthcare, LLC 12/09/27		09/29/2023	Redemption	100.0000		1,201	1,201	1,181	1,203	0	(2)	(2)	0	1,201	0	0	0	60	12/09/2027	2.C PL
..LX2020-81-1	Affinity Hospice Intermediate Affinity Hospice Intermediate 12/17/27		09/29/2023	Redemption	100.0000		18,644	18,644	18,447	14,565	0	(164)	(164)	0	18,644	0	0	0	1,286	12/17/2027	3.A PL
..LX2020-97-7	LYNX Franchising, LLC LYNX Franchising, LLC 12/23/26		09/29/2023	Redemption	100.0000		2,500	2,500	2,475	2,536	0	(36)	(36)	0	2,500	0	0	0	192	12/23/2026	3.B PL
..LX2023-63-3	MeritB2B LLC MeritB2B LLC 05/23/24		09/29/2023	Redemption	100.0000		91,944	91,944	91,024	92,902	0	(959)	(959)	0	91,944	0	0	0	7,361	05/23/2024	2.C PL
..LX2023-63-3	MeritB2B LLC MeritB2B LLC 05/23/24		07/01/2023	Conversion			612,751	622,103	609,661	0	3,091	0	3,091	0	612,751	0	0	0	18,160	05/23/2024	2.C PL

E05.14

STATEMENT AS OF SEPTEMBER 30, 2023 OF GENWORTH LIFE INSURANCE COMPANY

**SCHEDULE D - PART 4**

Show All Long-Term Bonds and Stock Sold, Redeemed or Otherwise Disposed of During the Current Quarter

1	2	3	4	5	6	7	8	9	10	Change In Book/Adjusted Carrying Value					16	17	18	19	20	21	22
										11	12	13	14	15							
CUSIP Identification	Description	Foreign	Disposal Date	Name of Purchaser	Number of Shares of Stock	Consideration	Par Value	Actual Cost	Prior Year Book/Adjusted Carrying Value	Unrealized Valuation Increase/(Decrease)	Current Year's (Amortization)/Accretion	Current Year's Other Than Temporary Impairment Recognized	Total Change in Book/Adjusted Carrying Value (11 + 12 - 13)	Total Foreign Exchange Change in Book /Adjusted Carrying Value	Book/Adjusted Carrying Value at Disposal Date	Foreign Exchange Gain (Loss) on Disposal	Realized Gain (Loss) on Disposal	Total Gain (Loss) on Disposal	Bond Interest/Stock Dividends Received During Year	Stated Contractual Maturity Date	NAIC Designation, NAIC Designation Modifier and SVO Administrative Symbol
..LX2032-22-0	Corbett Technology Solutions I 10/29/27		09/29/2023	Redemption 100.0000		1,051	1,051	1,107	0	0	(56)	0	(56)	0	1,051	0	0	0	30	10/29/2027	3.A Z
..LX2032-65-9	SpendMend Holdings LLC SpendMend Holdings LLC 03/01/28		09/29/2023	Redemption 100.0000		1,982	1,982	1,962	1,993	0	(11)	0	(11)	0	1,982	0	0	0	160	03/01/2028	2.C PL
..LX2032-66-7	SpendMend Holdings LLC SpendMend Holdings LLC 03/01/28		09/29/2023	Redemption 100.0000		348	348	345	328	0	2	0	2	0	348	0	0	0	27	03/01/2028	2.C PL
..LX2032-87-3	Market Performance Group Market Performance Group 12/29/26		09/29/2023	Redemption 100.0000		6,859	6,859	6,791	6,859	0	1	0	1	0	6,859	0	0	0	540	12/29/2026	3.A Z
..LX2034-81-2	CDI Acquisitionco, Inc. 12/24/24		09/29/2023	Redemption 100.0000		64,920	64,920	64,271	64,940	0	(20)	0	(20)	0	64,920	0	0	0	4,312	12/24/2024	2.A PL
..LX2034-98-6	SPI LLC SPI LLC 12/21/27		09/29/2023	Redemption 100.0000		17,000	17,000	16,830	17,039	0	(39)	0	(39)	0	17,000	0	0	0	1,273	12/21/2027	2.C PL
..LX2035-68-6	Argano, LLC Argano, LLC 10/06/26		07/03/2023	Redemption 100.0000		3,298	3,298	3,265	3,270	0	28	0	28	0	3,298	0	0	0	153	10/06/2026	3.A PL
..LX2035-93-4	Vision Innovation Partners 04/07/28		09/29/2023	Redemption 100.0000		1,942	1,942	1,922	1,945	0	(3)	0	(3)	0	1,942	0	0	0	78	04/07/2028	3.B PL
..LX2037-28-6	OEP Glass Purchaser, LLC OEP Glass Purchaser, LLC 04/18/28		09/18/2023	Redemption 100.0000		2,250,000	2,250,000	2,227,500	2,247,879	0	2,121	0	2,121	0	2,250,000	0	0	0	116,033	04/18/2028	2.A PL
..LX2047-78-0	CMG Holdco, LLC CMG Holdco, LLC 05/19/28		09/29/2023	Redemption 100.0000		1,020	1,020	1,010	1,018	0	2	0	2	0	1,020	0	0	0	51	05/19/2028	3.A PL
..LX2047-80-6	CMG Holdco, LLC CMG Holdco, LLC 05/19/28		09/29/2023	Redemption 100.0000		317	317	314	316	0	1	0	1	0	317	0	0	0	24	05/19/2028	3.A PL
..LX2047-81-4	CMG Holdco, LLC CMG Holdco, LLC 05/19/29		09/29/2023	Redemption 99.9989		934	934	925	930	0	4	0	4	0	934	0	0	0	58	05/19/2029	3.A PL
..LX2047-81-4	CMG Holdco, LLC CMG Holdco, LLC 05/19/29		09/29/2023	No Broker		137	0	137	137	0	0	0	0	0	137	0	0	0	9	05/19/2029	3.A PL
..LX2048-62-2	Orthoalliance Mso, LLC Orthoalliance Mso, LLC 06/02/28		09/29/2023	Redemption 100.0000		2,484	2,484	2,455	2,445	0	39	0	39	0	2,484	0	0	0	197	06/02/2028	3.A PL
..LX2048-62-2	Orthoalliance Mso, LLC Orthoalliance Mso, LLC 06/02/28		07/01/2023	Conversion		183,031	181,647	181,335	0	0	1,696	0	1,696	0	183,031	0	0	0	9,874	06/02/2028	3.A PL
..LX2048-62-2	Orthoalliance Mso, LLC Orthoalliance Mso, LLC 06/02/28		07/12/2023	No Broker		18	0	18	18	0	0	0	0	0	18	0	0	0	1	06/02/2028	3.A PL
..LX2051-30-3	Trilon Group, LLC Trilon Group, LLC 05/27/29		09/29/2023	Redemption 100.0000		3,928	3,928	3,888	3,920	0	8	0	8	0	3,928	0	0	0	228	05/27/2029	3.A PL
..LX2051-31-1	Trilon Group, LLC Trilon Group, LLC 05/27/29		09/29/2023	Redemption 100.0000		3,928	3,928	3,888	3,888	0	40	0	40	0	3,928	0	0	0	275	05/27/2029	3.A PL
..LX2052-13-7	Thayer Power & Communication Thayer Power & Communication 03/26/27		09/29/2023	Redemption 100.0000		2,172	2,172	2,150	2,165	0	7	0	7	0	2,172	0	0	0	160	03/26/2027	2.B PL
..LX2054-19-0	MidWest Eye Services, LLC Midwest Eye Services, LLC 08/20/27		09/29/2023	Redemption 100.0000		1,082	1,082	1,062	401	0	20	0	20	0	1,082	0	0	0	43	08/20/2027	3.A PL
..LX2055-59-3	Orthoalliance MSO, LLC Orthoalliance MSO, LLC 06/02/28		09/29/2023	Redemption 100.0000		3,410	3,410	3,375	3,378	0	32	0	32	0	3,410	0	0	0	258	06/02/2028	3.A PL
..LX2055-59-3	Orthoalliance MSO, LLC Orthoalliance MSO, LLC 06/02/28		07/12/2023	No Broker		247	0	247	247	0	0	0	0	0	247	0	0	0	14	06/02/2028	3.A PL
..LX2057-43-3	TSS Buyer, LLC TSS Buyer, LLC 06/22/29		09/29/2023	Redemption 100.0000		2,441	2,441	2,441	1,224	0	0	0	0	0	2,441	0	0	0	48	06/22/2029	3.B Z
..LX2057-44-1	TSS Buyer, LLC TSS Buyer, LLC 06/22/29		07/01/2023	Redemption 100.0000		4,024	4,024	3,966	3,992	0	32	0	32	0	4,024	0	0	0	0	06/22/2029	3.B Z

EO5.15

STATEMENT AS OF SEPTEMBER 30, 2023 OF GENWORTH LIFE INSURANCE COMPANY

**SCHEDULE D - PART 4**

Show All Long-Term Bonds and Stock Sold, Redeemed or Otherwise Disposed of During the Current Quarter

1	2	3	4	5	6	7	8	9	10	Change In Book/Adjusted Carrying Value					16	17	18	19	20	21	22
										11	12	13	14	15							
CUSIP Identification	Description	Foreign	Disposal Date	Name of Purchaser	Number of Shares of Stock	Consideration	Par Value	Actual Cost	Prior Year Book/Adjusted Carrying Value	Unrealized Valuation Increase/(Decrease)	Current Year's (Amortization)/Accretion	Current Year's Other Than Temporary Impairment Recognized	Total Change in Book/Adjusted Carrying Value (11 + 12 - 13)	Total Foreign Exchange Change in Book /Adjusted Carrying Value	Book/Adjusted Carrying Value at Disposal Date	Foreign Exchange Gain (Loss) on Disposal	Realized Gain (Loss) on Disposal	Total Gain (Loss) on Disposal	Bond Interest/Stock Dividends Received During Year	Stated Contractual Maturity Date	NAIC Designation, NAIC Designation Modifier and SVO Administrative Symbol
..LX2057-44-1	TSS Buyer, LLC TSS Buyer, LLC 06/22/29		09/29/2023	Redemption 100.0000		4,024	4,024	3,966	3,992	0	32	0	32	0	4,024	0	0	0	109	06/22/2029	3.B PL
..LX2061-03-9	Element 78 Partners, LLC Element 78 Partners, LLC 12/01/27		09/29/2023	Redemption 100.0000		7,394	7,394	7,302	6,190	0	87	0	87	0	7,394	0	0	0	539	12/01/2027	3.B PL
..LX2064-96-7	Element 78 Partners, LLC Element 78 Partners, LLC 12/01/27		09/29/2023	Redemption 100.0000		10,904	10,904	10,795	10,873	0	31	0	31	0	10,904	0	0	0	871	12/01/2027	3.B PL
..LX2065-88-1	SEKO Worldwide, LLC SEKO Worldwide, LLC 12/30/26		09/29/2023	Redemption 100.0000		4,607	4,607	4,561	4,563	0	44	0	44	0	4,607	0	0	0	344	12/30/2026	3.A PL
..LX2067-74-7	RFI Buyer, Inc. RFI Buyer, Inc. 08/05/28		07/03/2023	Redemption 100.0000		9,441	9,441	9,252	9,285	0	156	0	156	0	9,441	0	0	0	524	08/05/2028	3.C Z
..LX2068-46-3	Whitsons Holding Group, LLC Whitsons Holding Group, LLC 08/27/27		09/29/2023	Redemption 100.0000		3,421	3,421	3,370	3,386	0	35	0	35	0	3,421	0	0	0	249	08/27/2027	2.C PL
..LX2068-60-4	Kene Acquisition, Inc. Kene Acquisition, Inc. 08/08/26		09/29/2023	Redemption 100.0000		4,377	4,377	4,300	4,327	0	49	0	49	0	4,377	0	0	0	211	08/08/2026	3.B PL
..LX2075-32-8	Phaidon International Phaidon International 08/22/29		07/31/2023	Redemption 100.0000		427,500	427,500	423,225	424,905	0	2,595	0	2,595	0	427,500	0	0	0	26,656	08/22/2029	2.A PL
..LX2075-94-8	Wellspring Pharmaceutical Corp Wellspring Pharmaceutical Corp 08/22/28		09/29/2023	Redemption 100.0000		15,551	15,551	15,240	15,296	0	255	0	255	0	15,551	0	0	0	1,276	08/22/2028	3.C PL
..LX2075-95-5	Wellspring Pharmaceutical Corp Wellspring Pharmaceutical Corp 08/22/28		09/29/2023	Redemption 100.0000		7,178	7,178	7,034	0	0	144	0	144	0	7,178	0	0	0	382	08/22/2028	3.C PL
..LX2076-16-9	WilliamsMarston WilliamsMarston 08/25/28		09/29/2023	Redemption 100.0000		57,112	57,112	55,970	56,107	0	1,005	0	1,005	0	57,112	0	0	0	3,088	08/25/2028	3.A PL
..LX2080-87-2	GHR Healthcare, LLC GHR Healthcare, LLC 12/09/27		09/29/2023	Redemption 100.0000		5,190	5,190	5,087	5,109	0	82	0	82	0	5,190	0	0	0	377	12/09/2027	2.C PL
..LX2081-63-1	Prime Time Healthcare Prime Time Healthcare 09/19/28		09/29/2023	Redemption 100.0000		53,125	53,125	51,531	51,591	0	1,534	0	1,534	0	53,125	0	0	0	2,989	09/19/2028	2.B PL
..LX2084-56-9	Orthoalliance MSO LLC Orthoalliance MSO 07/21/25		09/29/2023	Redemption 100.0000		456	456	460	0	0	(3)	0	(3)	0	456	0	0	0	13	07/21/2025	3.A Z
..LX2089-13-9	TRILON GROUP, LLC TRILON GROUP, LLC 05/27/29		09/29/2023	Redemption 100.0000		7,910	7,910	7,831	7,829	0	81	0	81	0	7,910	0	0	0	667	05/27/2029	3.A PL
..LX2089-14-7	TRILON GROUP, LLC TRILON GROUP, LLC 05/27/29		09/29/2023	Redemption 100.0000		5,273	5,273	5,172	827	0	101	0	101	0	5,273	0	0	0	299	05/27/2029	3.A PL
..LX2090-92-1	SPI LLC SPI LLC 12/21/27		09/29/2023	Redemption 100.0000		6,148	6,148	6,086	6,086	0	62	0	62	0	6,148	0	0	0	587	12/21/2027	2.C Z
..LX2092-99-2	Kenco Kenco 11/15/29		09/29/2023	Redemption 100.0000		21,459	21,459	21,030	21,032	0	427	0	427	0	21,459	0	0	0	1,751	11/15/2029	2.B PL
..LX2097-93-4	Industrial Service Group ISG Enterprises LLC 12/07/28		09/29/2023	Redemption 100.0000		781	781	774	0	0	7	0	7	0	781	0	0	0	6	12/07/2028	3.B Z
..LX2097-93-4	Industrial Service Group ISG Enterprises LLC 12/07/28		09/07/2023	No Broker		1,118	0	1,118	0	0	0	0	0	1,118	0	0	0	0	3	12/07/2028	3.B Z
..LX2097-94-2	Industrial Service Group Industrial Service Group 12/07/28		09/29/2023	Redemption 100.0000		2,685	2,685	2,631	2,631	0	54	0	54	0	2,685	0	0	0	176	12/07/2028	4.B Z
..LX2103-89-8	Propark Mobility Propark Mobility 01/31/29		09/29/2023	Redemption 100.0000		8,059	8,059	7,898	0	0	161	0	161	0	8,059	0	0	0	449	01/31/2029	3.A PL
..LX2103-94-8	Legacy Service Partners Legacy Service Partners 01/09/29		09/29/2023	Redemption 100.0000		25,595	25,595	25,083	0	0	512	0	512	0	25,595	0	0	0	2,165	01/09/2029	2.B PL
..LX2103-95-5	Legacy Service Partners Legacy Service Partners 01/09/29		09/29/2023	Redemption 100.0000		8,911	8,911	8,685	0	0	226	0	226	0	8,911	0	0	0	528	01/09/2029	2.B PL

EO5.16



STATEMENT AS OF SEPTEMBER 30, 2023 OF GENWORTH LIFE INSURANCE COMPANY

**SCHEDULE D - PART 4**

Show All Long-Term Bonds and Stock Sold, Redeemed or Otherwise Disposed of During the Current Quarter

1	2	3	4	5	6	7	8	9	10	Change In Book/Adjusted Carrying Value					16	17	18	19	20	21	22
										11	12	13	14	15							
CUSIP Identification	Description	For-foreign	Disposal Date	Name of Purchaser	Number of Shares of Stock	Consideration	Par Value	Actual Cost	Prior Year Book/Adjusted Carrying Value	Unrealized Valuation Increase/(Decrease)	Current Year's (Amortization)/Accretion	Current Year's Other Than Temporary Impairment Recognized	Total Change in Book/Adjusted Carrying Value (11 + 12 - 13)	Total Foreign Exchange Change in Book /Adjusted Carrying Value	Book/Adjusted Carrying Value at Disposal Date	Foreign Exchange Gain (Loss) on Disposal	Realized Gain (Loss) on Disposal	Total Gain (Loss) on Disposal	Bond Interest/Stock Dividends Received During Year	Stated Contractual Maturity Date	NAIC Designation, NAIC Designation Modifier and SVO Administrative Symbol
..LX2103-95-5	Legacy Service Partners Legacy Service Partners 01/09/29		09/01/2023	Conversion		3,617	3,750	3,614	0	0	3	0	3	0	3,617	0	0	0	139	01/09/2029	2.B PL
..LX2106-42-0	Ergotech Controls Ergotech Controls 01/20/29		09/29/2023	Redemption	100.0000	10,968	10,968	10,749	0	0	219	0	219	0	10,968	0	0	0	673	01/20/2029	2.C PL
..LX2107-25-3	Ardurra Ardurra 02/01/30		09/29/2023			4,079	4,079	3,998	0	0	82	0	82	0	4,079	0	0	0	122	02/01/2030	3.B Z
..LX2107-27-9	Ardurra Lj Avalon Holdings LLC 02/01/30		09/29/2023	No Broker Redemption	100.0000	1,406	0	1,406	0	0	0	0	0	1,406	0	0	0	0	0	02/01/2030	3.B Z
..LX2108-04-6	Ovation Ovation 02/03/29		09/29/2023	Redemption	100.0000	4,807	4,807	4,699	0	0	108	0	108	0	4,807	0	0	0	141	02/03/2029	3.A PL
..LX2108-06-1	Ovation Ovation Holdings Inc 02/05/29		09/29/2023			377	377	368	0	0	8	0	8	0	377	0	0	0	0	02/05/2029	3.A PL
..LX2108-06-1	Ovation Ovation Holdings Inc 02/05/29		07/31/2023	No Broker Redemption	100.0000	1,507	0	1,507	0	0	0	0	0	1,507	0	0	0	0	0	02/05/2029	3.A PL
..LX2114-30-9	Rhino Tool House Rhino Tool House 04/04/29		09/29/2023			3,198	3,198	3,137	0	0	61	0	61	0	3,198	0	0	0	114	04/04/2029	3.A Z
..LX2114-34-1	Rhino Tool House Rhino Intermediate Holding Com 04/04/29		09/15/2023	No Broker Redemption	100.0000	2,161	0	2,161	0	0	0	0	0	2,161	0	0	0	0	0	04/04/2029	3.A Z
..LX2116-32-0	Impact Environmental Impact Environmental 03/23/29		09/29/2023	Redemption	100.0000	4,967	4,967	4,868	0	0	99	0	99	0	4,967	0	0	0	282	03/23/2029	3.A Z
..LX2116-40-3	Lamark Media Group, LLC Lamark Media Group LLC 03/28/29		09/29/2023	Redemption	100.0000	5,042	5,042	4,949	0	0	93	0	93	0	5,042	0	0	0	146	03/28/2029	3.A Z
..LX2116-58-5	Impact Environmental Impact Parent Corporation 03/28/29		08/31/2023	No Broker Redemption	100.0000	6,094	0	6,094	0	0	0	0	0	6,094	0	0	0	0	0	03/28/2029	3.A Z
..LX2117-28-6	Health Management Associates Health Management Associates 03/31/29		07/03/2023	Redemption	100.0000	4,084	4,084	4,002	0	0	82	0	82	0	4,084	0	0	0	85	03/31/2029	3.A Z
..LX2117-49-2	Wellspring Pharmaceutical Corp Wellspring Pharmaceutical Corp 01/01/40		09/29/2023	Redemption	100.0000	2,901	2,901	2,843	0	0	58	0	58	0	2,901	0	0	0	158	01/01/2040	3.B Z
..LX2117-55-9	Anteriad LLC Anteriad LLC 03/31/28		09/29/2023	Redemption	100.0000	7,875	7,875	7,756	0	0	118	0	118	0	7,875	0	0	0	237	03/31/2028	2.C Z
..LX2117-75-7	Corbett Technology Solutions Corbett Technology Solutions I 10/29/27		09/29/2023	Redemption	100.0000	2,560	2,560	2,509	0	0	51	0	51	0	2,560	0	0	0	68	10/29/2027	3.A Z
..LX2117-81-5	Corbett Technology Solutions Corbett Technology Solutions I 10/29/27		09/29/2023	Redemption	100.0000	2,918	2,918	2,863	0	0	55	0	55	0	2,918	0	0	0	85	10/29/2027	3.A Z
..LX2126-90-7	TRILON GROUP, LLC TRILON GROUP, LLC 05/27/29		09/29/2023	Redemption	100.0000	1,603	1,603	1,571	0	0	32	0	32	0	1,603	0	0	0	48	05/27/2029	3.B Z
..LX2126-91-5	Trilon Group, LLC Trilon Group LLC 05/27/29		08/31/2023	No Broker Redemption	100.0000	10,478	0	10,478	0	0	0	0	0	10,478	0	0	0	0	0	05/27/2029	3.B Z
..LX2128-92-9	Whitsons Holding Group, LLC Whitsons Holding Group, LLC 08/27/27		09/29/2023	Redemption	100.0000	226	226	221	0	0	5	0	5	0	226	0	0	0	6	08/27/2027	4.B Z
..LX2128-93-7	Whitsons Holding Group, LLC Whitsons Holding Group, LLC 08/27/27		09/29/2023	Redemption	100.0000	558	558	547	0	0	11	0	11	0	558	0	0	0	16	08/27/2027	4.B Z
..LX2129-60-4	ACP Tara Holdings, Inc. ACP Tara Holdings, Inc. 09/10/27		09/29/2023	Redemption	100.0000	23,435	23,435	22,967	0	0	468	0	468	0	23,435	0	0	0	435	09/10/2027	4.B Z
..LX2132-16-0	ClaimlogIQ ClaimlogIQ 05/31/29		09/29/2023	Redemption	100.0000	2,645	2,645	2,592	0	0	53	0	53	0	2,645	0	0	0	78	05/31/2029	3.A Z
..LX2149-94-1	KENG Acquisition Inc KENG Acquisition Inc 08/01/29		08/30/2023	No Broker		1,748	0	1,748	0	0	0	0	0	1,748	0	0	0	0	0	08/01/2029	3.B Z
..LX2165-81-4	Perennial Services Group LLC Perennial Services Group LLC 09/07/29		09/28/2023	No Broker		1,140	0	1,140	0	0	0	0	0	1,140	0	0	0	0	0	09/07/2029	3.B Z

E05.17

STATEMENT AS OF SEPTEMBER 30, 2023 OF GENWORTH LIFE INSURANCE COMPANY

**SCHEDULE D - PART 4**

Show All Long-Term Bonds and Stock Sold, Redeemed or Otherwise Disposed of During the Current Quarter

1	2	3	4	5	6	7	8	9	10	Change In Book/Adjusted Carrying Value					16	17	18	19	20	21	22	
										11	12	13	14	15								
CUSIP Identification	Description	For-foreign	Disposal Date	Name of Purchaser	Number of Shares of Stock	Consideration	Par Value	Actual Cost	Prior Year Book/Adjusted Carrying Value	Unrealized Valuation Increase/(Decrease)	Current Year's (Amortization)/Accretion	Current Year's Other Than Temporary Impairment Recognized	Total Change in Book/Adjusted Carrying Value (11 + 12 - 13)	Total Foreign Exchange Change in Book /Adjusted Carrying Value	Book/Adjusted Carrying Value at Disposal Date	Foreign Exchange Gain (Loss) on Disposal	Realized Gain (Loss) on Disposal	Total Gain (Loss) on Disposal	Bond Interest/Stock Dividends Received During Year	Stated Contractual Maturity Date	NAIC Designation, NAIC Designation Modifier and SVO Administrative Symbol	
..LXT000-01-2	Pinnacle Supply Partners Pinnacle Supply Partners 04/03/30		09/29/2023	Redemption 100.0000		5,569	5,569	5,458	0	0	111	0	111	0	5,569	0	0	0	210	04/03/2030	3.B Z	
..BGII46S-05-4	PF Baseline Fitness LLC PF Baseline Fitness LLC 03/31/24		09/30/2023	Redemption 100.0000		2,400,000	2,400,000	2,400,000	0	0	0	0	0	0	2,400,000	0	0	0	18,050	03/31/2024	4.B PL	
..BGII4HX-P5-2	EXT Acquisitions Inc EXT Acquisitions Inc 06/26/24		09/30/2023	No Broker		50,503	50,503	50,503	0	0	0	0	0	0	50,503	0	0	0	1,420	06/26/2024	4.B PL	
..BGII4X4-4T-9	Ubeo LLC Ubeo LLC 04/03/24		09/30/2023	No Broker		15,004	15,004	15,004	0	0	(38)	0	(38)	0	15,004	0	0	0	234	04/03/2024	4.B Z	
..BGII56M-QM-7	Stanton Carpet Corp Stanton Carpet Corp 05/18/24		09/30/2023	No Broker		21,061	21,061	21,061	0	0	(85)	0	(85)	0	21,061	0	0	0	0	05/18/2024	2.C PL	
1909999999. Subtotal - Bonds - Unaffiliated Bank Loans						22,422,547	22,199,920	22,175,774	10,607,992	0	167,576	0	167,576	0	22,422,547	0	0	0	557,876	XXX	XXX	
2509999997. Total - Bonds - Part 4						483,198,924	490,808,709	493,491,503	479,226,607	1,610	435,803	666,799	(229,386)	0	490,792,124	0	(7,868,282)	(7,868,282)	20,984,791	XXX	XXX	
2509999998. Total - Bonds - Part 5						XXX	XXX	XXX	XXX	XXX	XXX	XXX	XXX	XXX	XXX	XXX	XXX	XXX	XXX	XXX	XXX	XXX
2509999999. Total - Bonds						483,198,924	490,808,709	493,491,503	479,226,607	1,610	435,803	666,799	(229,386)	0	490,792,124	0	(7,868,282)	(7,868,282)	20,984,791	XXX	XXX	
..949746-55-6	WELLS FARGO & COMPANY WELLS FARGO & CO		09/18/2023	CORPORATE ACTION		200,000,000	0.00	5,000,000	4,602,000	398,000	0	0	398,000	0	5,000,000	0	0	0	219,378		2.B FE	
4019999999. Subtotal - Preferred Stocks - Industrial and Miscellaneous (Unaffiliated) Perpetual Preferred						5,000,000	XXX	5,000,000	4,602,000	398,000	0	0	398,000	0	5,000,000	0	0	0	219,378	XXX	XXX	
4509999997. Total - Preferred Stocks - Part 4						5,000,000	XXX	5,000,000	4,602,000	398,000	0	0	398,000	0	5,000,000	0	0	0	219,378	XXX	XXX	
4509999998. Total - Preferred Stocks - Part 5						XXX	XXX	XXX	XXX	XXX	XXX	XXX	XXX	XXX	XXX	XXX	XXX	XXX	XXX	XXX	XXX	XXX
4509999999. Total - Preferred Stocks						5,000,000	XXX	5,000,000	4,602,000	398,000	0	0	398,000	0	5,000,000	0	0	0	219,378	XXX	XXX	
..313388-10-6	FEDERAL HOME LOAN BANK OF PITT		09/27/2023	Various		20,000,000	2,000,000	2,000,000	2,000,000	0	0	0	0	2,000,000	0	0	0	52,539				
..SBMHRV-Y8-9	MONDAY.COM LTD MONDAYCOM LTD		09/30/2023	CORPORATE ACTION		109,000	17,199	18,746	0	0	0	0	0	18,746	0	(1,546)	(1,546)	0				
..03940C-10-0	ARCELLX INC		07/31/2023	CORPORATE ACTION		1,791,000	74,982	79,377	0	0	0	0	0	79,377	0	(4,395)	(4,395)	0				
..604749-10-1	MIRUM PHARMACEUTICALS INC		09/30/2023	CORPORATE ACTION		11,939,000	329,700	359,245	0	0	0	0	0	359,245	0	(29,545)	(29,545)	0				
..SBMX6J-W3-2	JFROG LTD		09/05/2023	J.P. MORGAN SECURITIES INC		666,000	19,216	17,869	0	0	0	0	0	17,869	0	1,347	1,347	0				
5019999999. Subtotal - Common Stocks - Industrial and Miscellaneous (Unaffiliated) Publicly Traded						2,441,097	XXX	2,475,237	2,000,000	0	0	0	0	2,475,237	0	(34,139)	(34,139)	52,539	XXX	XXX		
5989999997. Total - Common Stocks - Part 4						2,441,097	XXX	2,475,237	2,000,000	0	0	0	0	2,475,237	0	(34,139)	(34,139)	52,539	XXX	XXX		
5989999998. Total - Common Stocks - Part 5						XXX	XXX	XXX	XXX	XXX	XXX	XXX	XXX	XXX	XXX	XXX	XXX	XXX	XXX	XXX	XXX	
5989999999. Total - Common Stocks						2,441,097	XXX	2,475,237	2,000,000	0	0	0	0	2,475,237	0	(34,139)	(34,139)	52,539	XXX	XXX		
5999999999. Total - Preferred and Common Stocks						7,441,097	XXX	7,475,237	6,602,000	398,000	0	0	398,000	0	7,475,237	0	(34,139)	(34,139)	271,917	XXX	XXX	
6009999999 - Totals						490,640,021	XXX	500,966,740	485,828,607	399,610	435,803	666,799	168,614	0	498,267,361	0	(7,902,421)	(7,902,421)	21,256,708	XXX	XXX	

EO5.18

STATEMENT AS OF SEPTEMBER 30, 2023 OF GENWORTH LIFE INSURANCE COMPANY

**SCHEDULE DB - PART A - SECTION 1**

Showing all Options, Caps, Floors, Collars, Swaps and Forwards Open as of Current Statement Date

1	2	3	4	5	6	7	8	9	10	11	12	13	14	15	16	17	18	19	20	21	22	23							
Description	Description of Item(s) Hedged, Used for Income Generation or Replicated	Schedule/ Exhibit Identifier	Type(s) of Risk(s) (a)	Exchange, Counterparty or Central Clearinghouse	Trade Date	Date of Maturity or Expiration	Number of Contracts	Notional Amount	Strike Price, Rate or Index Received (Paid)	Cumulative Prior Year(s) Initial Cost of Un-discounted Premium (Received) Paid	Current Year Initial Cost of Un-discounted Premium (Received) Paid	Current Year Income	Book/ Adjusted Carrying Value	Code	Fair Value	Unrealized Valuation Increase/ (Decrease)	Total Foreign Exchange Change in B./A.C.V.	Current Year's (Amortization)/ Accretion	Adjustment to Carrying Value of Hedged Item	Potential Exposure	Credit Quality of Reference Entity	Hedge Effectiveness at Inception and at Quarter-end (b)							
007999999	Subtotal - Purchased Options - Hedging Effective Excluding Variable Annuity Guarantees Under SSAP No.108										0	0	0	0	XXX	0	0	0	0	0	0	XXX	XXX						
014999999	Subtotal - Purchased Options - Hedging Effective Variable Annuity Guarantees Under SSAP No.108										0	0	0	0	XXX	0	0	0	0	0	0	0	XXX	XXX					
021999999	Subtotal - Purchased Options - Hedging Other										0	0	0	0	XXX	0	0	0	0	0	0	0	XXX	XXX					
028999999	Subtotal - Purchased Options - Replications										0	0	0	0	XXX	0	0	0	0	0	0	0	XXX	XXX					
035999999	Subtotal - Purchased Options - Income Generation										0	0	0	0	XXX	0	0	0	0	0	0	0	0	XXX	XXX				
042999999	Subtotal - Purchased Options - Other										0	0	0	0	XXX	0	0	0	0	0	0	0	0	XXX	XXX				
043999999	Total Purchased Options - Call Options and Warrants										0	0	0	0	XXX	0	0	0	0	0	0	0	0	XXX	XXX				
044999999	Total Purchased Options - Put Options										0	0	0	0	XXX	0	0	0	0	0	0	0	0	0	XXX	XXX			
045999999	Total Purchased Options - Caps										0	0	0	0	XXX	0	0	0	0	0	0	0	0	0	XXX	XXX			
046999999	Total Purchased Options - Floors										0	0	0	0	XXX	0	0	0	0	0	0	0	0	0	XXX	XXX			
047999999	Total Purchased Options - Collars										0	0	0	0	XXX	0	0	0	0	0	0	0	0	0	XXX	XXX			
048999999	Total Purchased Options - Other										0	0	0	0	XXX	0	0	0	0	0	0	0	0	0	XXX	XXX			
049999999	Total Purchased Options										0	0	0	0	XXX	0	0	0	0	0	0	0	0	0	0	XXX	XXX		
056999999	Subtotal - Written Options - Hedging Effective Excluding Variable Annuity Guarantees Under SSAP No.108										0	0	0	0	XXX	0	0	0	0	0	0	0	0	0	0	XXX	XXX		
063999999	Subtotal - Written Options - Hedging Effective Variable Annuity Guarantees Under SSAP No.108										0	0	0	0	XXX	0	0	0	0	0	0	0	0	0	0	XXX	XXX		
070999999	Subtotal - Written Options - Hedging Other										0	0	0	0	XXX	0	0	0	0	0	0	0	0	0	0	XXX	XXX		
077999999	Subtotal - Written Options - Replications										0	0	0	0	XXX	0	0	0	0	0	0	0	0	0	0	XXX	XXX		
084999999	Subtotal - Written Options - Income Generation										0	0	0	0	XXX	0	0	0	0	0	0	0	0	0	0	0	XXX	XXX	
091999999	Subtotal - Written Options - Other										0	0	0	0	XXX	0	0	0	0	0	0	0	0	0	0	0	XXX	XXX	
092999999	Total Written Options - Call Options and Warrants										0	0	0	0	XXX	0	0	0	0	0	0	0	0	0	0	0	0	XXX	XXX
093999999	Total Written Options - Put Options										0	0	0	0	XXX	0	0	0	0	0	0	0	0	0	0	0	0	XXX	XXX
094999999	Total Written Options - Caps										0	0	0	0	XXX	0	0	0	0	0	0	0	0	0	0	0	0	XXX	XXX
095999999	Total Written Options - Floors										0	0	0	0	XXX	0	0	0	0	0	0	0	0	0	0	0	0	XXX	XXX
096999999	Total Written Options - Collars										0	0	0	0	XXX	0	0	0	0	0	0	0	0	0	0	0	0	XXX	XXX
097999999	Total Written Options - Other										0	0	0	0	XXX	0	0	0	0	0	0	0	0	0	0	0	0	XXX	XXX
098999999	Total Written Options										0	0	0	0	XXX	0	0	0	0	0	0	0	0	0	0	0	0	XXX	XXX
Forward Start IRS--82088--140 - CF FS LTC 54 Reentry - Fed Funds	Anticipatory cash flows	NA	Interest Rate	DBAG	12/15/2023	12/15/2033		2,700,000	2.18% / (01S)						(426,525)				0	43,150		100% / 100%							
Forward Start IRS--82089--140 - CF FS LTC 54 Reentry - Fed Funds	Anticipatory cash flows	NA	Interest Rate	DBAG	03/15/2024	03/15/2034		33,000,000	2.18% / (01S)						(5,047,859)				0	533,719		100% / 100%							
Forward Start IRS--82090--140 - CF FS LTC 54 Reentry - Fed Funds	Anticipatory cash flows	NA	Interest Rate	DBAG	04/15/2024	04/15/2034		5,000,000	2.18% / (01S)						(756,655)				0	81,194		100% / 100%							
Forward Start IRS--82091--140 - CF FS LTC 54 Reentry - Fed Funds	Anticipatory cash flows	NA	Interest Rate	DBAG	06/14/2024	06/14/2034		2,300,000	2.18% / (01S)						(341,158)				0	37,639		100% / 100%							
Forward Start IRS--82092--140 - CF FS LTC 54 Reentry - Fed Funds	Anticipatory cash flows	NA	Interest Rate	DBAG	08/15/2024	08/15/2034		46,000,000	2.18% / (01S)						(6,693,495)				0	758,728		100% / 100%							
Forward Start IRS--82093--140 - CF FS LTC 54 Reentry - Fed Funds	Anticipatory cash flows	NA	Interest Rate	DBAG	09/15/2029	09/15/2039		45,000,000	2.18% / (01S)						(5,370,960)				0	899,152		100% / 100%							

E06

STATEMENT AS OF SEPTEMBER 30, 2023 OF GENWORTH LIFE INSURANCE COMPANY

**SCHEDULE DB - PART A - SECTION 1**

Showing all Options, Caps, Floors, Collars, Swaps and Forwards Open as of Current Statement Date

1	2	3	4	5	6	7	8	9	10	11	12	13	14	15	16	17	18	19	20	21	22	23
Description	Description of Item(s) Hedged, Used for Income Generation or Replicated	Schedule/ Exhibit Identifier	Type(s) of Risk(s) (a)	Exchange, Counterparty or Central Clearinghouse	Trade Date	Date of Maturity or Expiration	Number of Contracts	Notional Amount	Strike Price, Rate or Index Received (Paid)	Cumulative Prior Year(s) Initial Cost of Un-discounted Premium (Received) Paid	Current Year Initial Cost of Un-discounted Premium (Received) Paid	Current Year Income	Book/ Adjusted Carrying Value	Code	Fair Value	Unrealized Valuation Increase/ (Decrease)	Total Foreign Exchange Change in B./A.C.V.	Current Year's (Amortization)/ Accretion	Adjustment to Carrying Value of Hedged Item	Potential Exposure	Credit Quality of Reference Entity	Hedge Effectiveness at Inception and at Quarter-end (b)
Forward Start IRS—82094—140 - CF FS LTC 54 Reentry - Fed Funds	Anticipatory cash flows	NA	Interest Rate	DBAG	12/15/2029	12/15/2039		45,000,000	2.18% / (01S)						(5,310,890)				0	906,143		100% / 100%
Forward Start IRS—82095—140 - CF FS LTC 54 Reentry - Fed Funds	Anticipatory cash flows	NA	Interest Rate	DBAG	02/15/2030	02/15/2040		41,000,000	2.18% / (01S)						(4,801,113)				0	829,909		100% / 100%
Forward Start IRS—82096—140 - CF FS LTC 54 Reentry - Fed Funds	Anticipatory cash flows	NA	Interest Rate	DBAG	03/15/2030	03/15/2040		40,000,000	2.18% / (01S)						(4,670,735)				0	811,628		100% / 100%
Forward Start IRS—82097—140 - CF FS LTC 54 Reentry - Fed Funds	Anticipatory cash flows	NA	Interest Rate	DBAG	04/15/2030	04/15/2040		39,000,000	2.18% / (01S)				0		(4,535,844)				0	793,375		100% / 100%
Forward Start IRS—82098—140 - CF FS LTC 54 Reentry - Fed Funds	Anticipatory cash flows	NA	Interest Rate	DBAG	05/15/2030	05/15/2040		41,000,000	2.18% / (01S)						(4,751,025)				0	836,129		100% / 100%
Forward Start IRS—82100—140 - CF FS LTC 54 Reentry - Fed Funds	Anticipatory cash flows	NA	Interest Rate	DBAG	06/15/2030	06/15/2040		40,000,000	2.18% / (01S)						(4,617,011)				0	817,815		100% / 100%
Forward Start IRS—82101—140 - CF FS LTC 54 Reentry - Fed Funds	Anticipatory cash flows	NA	Interest Rate	DBAG	07/15/2030	07/15/2040		39,000,000	2.18% / (01S)						(4,484,912)				0	799,327		100% / 100%
Forward Start IRS—82102—140 - CF FS LTC 54 Reentry - Fed Funds	Anticipatory cash flows	NA	Interest Rate	DBAG	09/15/2030	09/15/2040		40,000,000	2.18% / (01S)						(4,563,597)				0	823,956		100% / 100%
Forward Start IRS—82103—140 - CF FS LTC 54 Reentry - Fed Funds	Anticipatory cash flows	NA	Interest Rate	DBAG	12/15/2030	12/15/2040		37,000,000	2.18% / (01S)						(4,171,569)				0	767,737		100% / 100%
Forward Start IRS—82104—140 - CF FS LTC 54 Reentry - Fed Funds	Anticipatory cash flows	NA	Interest Rate	DBAG	03/15/2031	03/15/2041		51,000,000	2.18% / (01S)						(5,682,522)				0	1,065,781		100% / 100%
Forward Start IRS—82105—140 - CF FS LTC 54 Reentry - Fed Funds	Anticipatory cash flows	NA	Interest Rate	DBAG	06/15/2031	06/15/2041		36,000,000	2.18% / (01S)						(3,962,211)				0	757,724		100% / 100%
Forward Start IRS—82287—140 - CF FS LTC 54 Reentry - Fed Funds	Anticipatory cash flows	NA	Interest Rate	DBAG	09/15/2031	09/15/2041		42,000,000	2.18% / (01S)				0		(4,565,849)				0	890,276		100% / 100%
Forward Start IRS—82287—140 - CF FS LTC 54 Reentry - Fed Funds	Anticipatory cash flows	NA	Interest Rate	DBAG	07/15/2031	07/15/2041		22,000,000	2.16% / (01S)				0		(2,436,568)				0	464,126		100% / 100%

E06.1

STATEMENT AS OF SEPTEMBER 30, 2023 OF GENWORTH LIFE INSURANCE COMPANY

**SCHEDULE DB - PART A - SECTION 1**

Showing all Options, Caps, Floors, Collars, Swaps and Forwards Open as of Current Statement Date

1	2	3	4	5	6	7	8	9	10	11	12	13	14	15	16	17	18	19	20	21	22	23
Description	Description of Item(s) Hedged, Used for Income Generation or Replicated	Schedule/ Exhibit Identifier	Type(s) of Risk(s) (a)	Exchange, Counterparty or Central Clearinghouse	Trade Date	Date of Maturity or Expiration	Number of Contracts	Notional Amount	Strike Price, Rate or Index Received (Paid)	Cumulative Prior Year(s) Initial Cost of Un-discounted Premium (Received) Paid	Current Year Initial Cost of Un-discounted Premium (Received) Paid	Current Year Income	Book/ Adjusted Carrying Value	Code	Fair Value	Unrealized Valuation Increase/ (Decrease)	Total Foreign Exchange Change in B./A.C.V.	Current Year's (Amortization)/ Accretion	Adjustment to Carrying Value of Hedged Item	Potential Exposure	Credit Quality of Reference Entity	Hedge Effectiveness at Inception and at Quarter-end (b)
Forward Start IRS—82288—140 - CF FS LTC 54 Reentry - Fed Funds	Anticipatory cash flows	NA	Interest Rate	DBAG	10/15/2031	10/15/2041		23,000,000	2.16% / (01S)						(2,515,740)				0	488,646		100% / 100%
Forward Start IRS—82289—140 - CF FS LTC 54 Reentry - Fed Funds	Anticipatory cash flows	NA	Interest Rate	DBAG	03/15/2032	03/15/2042		19,000,000	2.16% / (01S)						(2,032,800)				0	408,262		100% / 100%
Forward Start IRS—82290—140 - CF FS LTC 54 Reentry - Fed Funds	Anticipatory cash flows	NA	Interest Rate	DBAG	07/15/2032	07/15/2042		20,000,000	2.16% / (01S)						(2,102,735)				0	433,621		100% / 100%
Forward Start IRS—82291—140 - CF FS LTC 54 Reentry - Fed Funds	Anticipatory cash flows	NA	Interest Rate	DBAG	10/15/2032	10/15/2042		21,000,000	2.16% / (01S)						(2,178,525)				0	458,344		100% / 100%
Forward Start IRS—82292—140 - CF FS LTC 54 Reentry - Fed Funds	Anticipatory cash flows	NA	Interest Rate	DBAG	03/15/2033	03/15/2043		18,000,000	2.16% / (01S)						(1,825,645)				0	397,108		100% / 100%
Forward Start IRS—82293—140 - CF FS LTC 54 Reentry - Fed Funds	Anticipatory cash flows	NA	Interest Rate	DBAG	07/15/2033	07/15/2043		19,000,000	2.16% / (01S)						(1,891,993)				0	422,753		100% / 100%
Forward Start IRS—82294—140 - CF FS LTC 54 Reentry - Fed Funds	Anticipatory cash flows	NA	Interest Rate	DBAG	10/14/2033	10/14/2043		21,000,000	2.16% / (01S)						(2,060,861)				0	470,185		100% / 100%
Forward Start IRS—82295—140 - CF FS LTC 54 Reentry - Fed Funds	Anticipatory cash flows	NA	Interest Rate	DBAG	09/15/2031	09/15/2041		24,000,000	2.16% / (01S)						(2,635,843)				0	508,729		100% / 100%
Forward Start IRS—82296—140 - CF FS LTC 54 Reentry - Fed Funds	Anticipatory cash flows	NA	Interest Rate	DBAG	09/15/2031	09/15/2041		28,000,000	2.16% / (01S)						(3,075,151)				0	593,517		100% / 100%
Forward Start IRS—82297—140 - CF FS LTC 54 Reentry - Fed Funds	Anticipatory cash flows	NA	Interest Rate	DBAG	08/15/2031	08/15/2041		15,000,000	2.16% / (01S)						(1,654,539)				0	317,204		100% / 100%
Forward Start IRS—82298—140 - CF FS LTC 54 Reentry - Fed Funds	Anticipatory cash flows	NA	Interest Rate	DBAG	07/15/2031	07/15/2041		35,000,000	2.16% / (01S)						(3,876,359)				0	738,383		100% / 100%
Forward Start IRS—82299—140 - CF FS LTC 54 Reentry - Fed Funds	Anticipatory cash flows	NA	Interest Rate	DBAG	07/15/2031	07/15/2041		33,000,000	2.16% / (01S)						(3,654,853)				0	696,189		100% / 100%
Forward Start IRS—82300—140 - CF FS LTC 54 Reentry - Fed Funds	Anticipatory cash flows	NA	Interest Rate	DBAG	06/15/2031	06/15/2041		41,500,000	2.16% / (01S)						(4,614,382)				0	873,487		100% / 100%

E06.2

STATEMENT AS OF SEPTEMBER 30, 2023 OF GENWORTH LIFE INSURANCE COMPANY

**SCHEDULE DB - PART A - SECTION 1**

Showing all Options, Caps, Floors, Collars, Swaps and Forwards Open as of Current Statement Date

1	2	3	4	5	6	7	8	9	10	11	12	13	14	15	16	17	18	19	20	21	22	23
Description	Description of Item(s) Hedged, Used for Income Generation or Replicated	Schedule/ Exhibit Identifier	Type(s) of Risk(s) (a)	Exchange, Counterparty or Central Clearinghouse	Trade Date	Date of Maturity or Expiration	Number of Contracts	Notional Amount	Strike Price, Rate or Index Received (Paid)	Cumulative Prior Year(s) Initial Cost of Un-discounted Premium (Received) Paid	Current Year Initial Cost of Un-discounted Premium (Received) Paid	Current Year Income	Book/ Adjusted Carrying Value	Code	Fair Value	Unrealized Valuation Increase/ (Decrease)	Total Foreign Exchange Change in B./A.C.V.	Current Year's (Amortization)/ Accretion	Adjustment to Carrying Value of Hedged Item	Potential Exposure	Credit Quality of Reference Entity	Hedge Effectiveness at Inception and at Quarter-end (b)
Forward Start IRS—82301—140 - CF FS LTC 54 Reentry - Fed Funds	Anticipatory cash flows	NA	Interest Rate	DBAG	12/15/2036	12/15/2046		21,000,000	2.16% / (01S)						(1,558,683)				0	506,016		100% / 100%
Forward Start IRS—82302—140 - CF FS LTC 54 Reentry - Fed Funds	Anticipatory cash flows	NA	Interest Rate	DBAG	07/14/2034	07/14/2044		21,000,000	2.16% / (01S)						(1,936,234)				0	478,905		100% / 100%
Forward Start IRS—82303—140 - CF FS LTC 54 Reentry - Fed Funds	Anticipatory cash flows	NA	Interest Rate	DBAG	06/16/2031	06/16/2041		16,000,000	2.16% / (01S)						(1,778,772)				0	336,792		100% / 100%
Forward Start IRS—82304—140 - CF FS LTC 54 Reentry - Fed Funds	Anticipatory cash flows	NA	Interest Rate	DBAG	03/15/2032	03/15/2042		28,000,000	2.16% / (01S)						(2,995,705)				0	601,650		100% / 100%
Forward Start IRS—82305—140 - CF FS LTC 54 Reentry - Fed Funds	Anticipatory cash flows	NA	Interest Rate	DBAG	07/15/2032	07/15/2042		14,000,000	2.16% / (01S)						(1,471,914)				0	303,535		100% / 100%
Forward Start IRS—82306—140 - CF FS LTC 54 Reentry - Fed Funds	Anticipatory cash flows	NA	Interest Rate	DBAG	12/15/2032	12/15/2042		8,000,000	2.16% / (01S)						(822,341)				0	175,371		100% / 100%
Forward Start IRS—82307—140 - CF FS LTC 54 Reentry - Fed Funds	Anticipatory cash flows	NA	Interest Rate	DBAG	01/17/2034	01/17/2044		32,000,000	2.16% / (01S)						(3,072,579)				0	721,107		100% / 100%
Forward Start IRS—82308—140 - CF FS LTC 54 Reentry - Fed Funds	Anticipatory cash flows	NA	Interest Rate	DBAG	04/14/2034	04/14/2044		25,000,000	2.16% / (01S)				0		(2,354,105)				0	566,699		100% / 100%
Forward Start IRS—82309—140 - CF FS LTC 54 Reentry - Fed Funds	Anticipatory cash flows	NA	Interest Rate	DBAG	01/16/2035	01/16/2045		14,000,000	2.16% / (01S)						(1,235,194)				0	323,157		100% / 100%
Forward Start IRS—82310—140 - CF FS LTC 54 Reentry - Fed Funds	Anticipatory cash flows	NA	Interest Rate	DBAG	04/16/2035	04/16/2045		25,000,000	2.16% / (01S)				0		(2,159,166)				0	580,395		100% / 100%
Forward Start IRS—82311—140 - CF FS LTC 54 Reentry - Fed Funds	Anticipatory cash flows	NA	Interest Rate	DBAG	07/16/2035	07/16/2045		22,000,000	2.16% / (01S)						(1,858,951)				0	513,692		100% / 100%
Forward Start IRS—82312—140 - CF FS LTC 54 Reentry - Fed Funds	Anticipatory cash flows	NA	Interest Rate	DBAG	12/14/2035	12/14/2045		9,000,000	2.16% / (01S)						(732,898)				0	212,131		100% / 100%
Forward Start IRS—82313—140 - CF FS LTC 54 Reentry - Fed Funds	Anticipatory cash flows	NA	Interest Rate	DBAG	04/15/2036	04/15/2046		27,000,000	2.16% / (01S)						(2,131,625)				0	641,160		100% / 100%

E06.3

STATEMENT AS OF SEPTEMBER 30, 2023 OF GENWORTH LIFE INSURANCE COMPANY

**SCHEDULE DB - PART A - SECTION 1**

Showing all Options, Caps, Floors, Collars, Swaps and Forwards Open as of Current Statement Date

1	2	3	4	5	6	7	8	9	10	11	12	13	14	15	16	17	18	19	20	21	22	23
Description	Description of Item(s) Hedged, Used for Income Generation or Replicated	Schedule/ Exhibit Identifier	Type(s) of Risk(s) (a)	Exchange, Counterparty or Central Clearinghouse	Trade Date	Date of Maturity or Expiration	Number of Contracts	Notional Amount	Strike Price, Rate or Index Received (Paid)	Cumulative Prior Year(s) Initial Cost of Un-discounted Premium (Received) Paid	Current Year Initial Cost of Un-discounted Premium (Received) Paid	Current Year Income	Book/ Adjusted Carrying Value	Code	Fair Value	Unrealized Valuation Increase/ (Decrease)	Total Foreign Exchange Change in B./A.C.V.	Current Year's (Amortization)/ Accretion	Adjustment to Carrying Value of Hedged Item	Potential Exposure	Credit Quality of Reference Entity	Hedge Effectiveness at Inception and at Quarter-end (b)
Forward Start IRS—82314—140 - CF FS LTC 54 Reentry - Fed Funds	Anticipatory cash flows	NA	Interest Rate	DBAG	08/15/2036	08/15/2046		22,000,000	2.16% / (01S)						(1,684,658)				0	526,283		100% / 100%
Forward Start IRS—82315—140 - CF FS LTC 54 Reentry - Fed Funds	Anticipatory cash flows	NA	Interest Rate	DBAG	02/15/2034	02/15/2044		37,000,000	2.16% / (01S)						(3,529,061)				0	835,409		100% / 100%
Forward Start IRS—82316—140 - CF FS LTC 54 Reentry - Fed Funds	Anticipatory cash flows	NA	Interest Rate	DBAG	08/15/2034	08/15/2044		10,000,000	2.16% / (01S)						(915,102)				0	228,530		100% / 100%
Forward Start IRS—82317—140 - CF FS LTC 54 Reentry - Fed Funds	Anticipatory cash flows	NA	Interest Rate	DBAG	10/16/2034	10/16/2044		15,000,000	2.16% / (01S)						(1,352,661)				0	344,186		100% / 100%
Forward Start IRS—82739—140 - CF FS LTC 54 Reentry - Fed Funds	Anticipatory cash flows	NA	Interest Rate	DBAG	09/16/2024	09/16/2034		20,000,000	1.89% / (01S)						(3,327,841)				0	331,208		100% / 100%
Forward Start IRS—82740—140 - CF FS LTC 54 Reentry - Fed Funds	Anticipatory cash flows	NA	Interest Rate	DBAG	10/15/2024	10/15/2034		31,000,000	1.89% / (01S)						(5,121,855)				0	515,228		100% / 100%
Forward Start IRS—82745—140 - CF FS LTC 54 Reentry - Fed Funds	Anticipatory cash flows	NA	Interest Rate	DBAG	02/15/2033	02/15/2043		34,000,000	1.89% / (01S)						(3,949,991)				0	748,614		100% / 100%
Forward Start IRS—82746—140 - CF FS LTC 54 Reentry - Fed Funds	Anticipatory cash flows	NA	Interest Rate	DBAG	02/15/2029	02/15/2039		19,000,000	1.89% / (01S)						(2,675,559)				0	372,674		100% / 100%
Forward Start IRS—82747—140 - CF FS LTC 54 Reentry - Fed Funds	Anticipatory cash flows	NA	Interest Rate	DBAG	05/15/2029	05/15/2039		18,000,000	1.89% / (01S)						(2,507,959)				0	355,846		100% / 100%
Forward Start IRS—82748—140 - CF FS LTC 54 Reentry - Fed Funds	Anticipatory cash flows	NA	Interest Rate	DBAG	08/15/2029	08/15/2039		18,000,000	1.89% / (01S)				0		(2,480,242)				0	358,703		100% / 100%
Forward Start IRS—82749—140 - CF FS LTC 54 Reentry - Fed Funds	Anticipatory cash flows	NA	Interest Rate	DBAG	11/15/2029	11/15/2039		18,000,000	1.89% / (01S)						(2,452,021)				0	361,538		100% / 100%
Forward Start IRS—82750—140 - CF FS LTC 54 Reentry - Fed Funds	Anticipatory cash flows	NA	Interest Rate	DBAG	02/15/2030	02/15/2040		18,000,000	1.89% / (01S)						(2,424,161)				0	364,350		100% / 100%
Forward Start IRS—82757—140 - CF FS LTC 54 Reentry - Fed Funds	Anticipatory cash flows	NA	Interest Rate	DBAG	03/16/2026	03/16/2036		39,000,000	1.89% / (01S)						(6,013,286)				0	688,560		100% / 100%

E06.4

STATEMENT AS OF SEPTEMBER 30, 2023 OF GENWORTH LIFE INSURANCE COMPANY

**SCHEDULE DB - PART A - SECTION 1**

Showing all Options, Caps, Floors, Collars, Swaps and Forwards Open as of Current Statement Date

1	2	3	4	5	6	7	8	9	10	11	12	13	14	15	16	17	18	19	20	21	22	23
Description	Description of Item(s) Hedged, Used for Income Generation or Replicated	Schedule/ Exhibit Identifier	Type(s) of Risk(s) (a)	Exchange, Counterparty or Central Clearinghouse	Trade Date	Date of Maturity or Expiration	Number of Contracts	Notional Amount	Strike Price, Rate or Index Received (Paid)	Cumulative Prior Year(s) Initial Cost of Un-discounted Premium (Received) Paid	Current Year Initial Cost of Un-discounted Premium (Received) Paid	Current Year Income	Book/ Adjusted Carrying Value	Code	Fair Value	Unrealized Valuation Increase/ (Decrease)	Total Foreign Exchange Change in B./A.C.V.	Current Year's (Amortization)/ Accretion	Adjustment to Carrying Value of Hedged Item	Potential Exposure	Credit Quality of Reference Entity	Hedge Effectiveness at Inception and at Quarter-end (b)
Forward Start IRS—82758—140 - CF FS LTC 54 Reentry - Fed Funds	Anticipatory cash flows	NA	Interest Rate	DBAG	06/15/2026	06/15/2036		40,000,000	1.89% / (01S)						(6,122,719)				0	713,241		100% / 100%
Forward Start IRS—82759—140 - CF FS LTC 54 Reentry - Fed Funds	Anticipatory cash flows	NA	Interest Rate	DBAG	03/15/2027	03/15/2037		42,000,000	1.89% / (01S)						(6,298,082)				0	770,610		100% / 100%
Forward Start IRS—82760—140 - CF FS LTC 54 Reentry - Fed Funds	Anticipatory cash flows	NA	Interest Rate	DBAG	04/15/2027	04/15/2037		35,000,000	1.89% / (01S)						(5,236,385)				0	644,197		100% / 100%
Forward Start IRS—82761—140 - CF FS LTC 54 Reentry - Fed Funds	Anticipatory cash flows	NA	Interest Rate	DBAG	04/14/2028	04/14/2038		38,000,000	1.89% / (01S)						(5,520,053)				0	724,694		100% / 100%
Forward Start IRS—82762—140 - CF FS LTC 54 Reentry - Fed Funds	Anticipatory cash flows	NA	Interest Rate	DBAG	10/16/2028	10/16/2038		38,000,000	1.89% / (01S)						(5,430,884)				0	737,210		100% / 100%
Forward Start IRS—97290—140 - CF FS LTC 54 Reentry - Fed Funds	Anticipatory cash flows	NA	Interest Rate	GSI	01/16/2024	01/16/2034		45,100,000	2.34% / (01S)						(6,501,046)				0	723,855		100% / 100%
Forward Start IRS—97291—140 - CF FS LTC 54 Reentry - Fed Funds	Anticipatory cash flows	NA	Interest Rate	GSI	07/15/2024	07/15/2034		24,900,000	2.34% / (01S)						(3,353,356)				0	409,097		100% / 100%
Forward Start IRS—97292—140 - CF FS LTC 54 Reentry - Fed Funds	Anticipatory cash flows	NA	Interest Rate	GSI	06/14/2024	06/14/2034		21,000,000	2.34% / (01S)						(2,857,821)				0	343,662		100% / 100%
Forward Start IRS—97293—140 - CF FS LTC 54 Reentry - Fed Funds	Anticipatory cash flows	NA	Interest Rate	GSI	02/15/2024	02/15/2034		17,200,000	2.34% / (01S)						(2,451,952)				0	277,159		100% / 100%
Forward Start IRS—97294—140 - CF FS LTC 54 Reentry - Fed Funds	Anticipatory cash flows	NA	Interest Rate	GSI	02/15/2024	02/15/2034		11,400,000	2.34% / (01S)						(1,625,131)				0	183,698		100% / 100%
Forward Start IRS—97295—140 - CF FS LTC 54 Reentry - Fed Funds	Anticipatory cash flows	NA	Interest Rate	GSI	04/15/2024	04/15/2034		11,400,000	2.34% / (01S)						(1,584,644)				0	185,122		100% / 100%
Forward Start IRS—97296—140 - CF FS LTC 54 Reentry - Fed Funds	Anticipatory cash flows	NA	Interest Rate	GSI	10/15/2024	10/15/2034		7,600,000	2.35% / (01S)						(992,272)				0	126,314		100% / 100%
Forward Start IRS—97297—140 - CF FS LTC 54 Reentry - Fed Funds	Anticipatory cash flows	NA	Interest Rate	GSI	05/15/2024	05/15/2034		34,000,000	2.34% / (01S)						(4,676,680)				0	554,266		100% / 100%



STATEMENT AS OF SEPTEMBER 30, 2023 OF GENWORTH LIFE INSURANCE COMPANY

**SCHEDULE DB - PART A - SECTION 1**

Showing all Options, Caps, Floors, Collars, Swaps and Forwards Open as of Current Statement Date

1	2	3	4	5	6	7	8	9	10	11	12	13	14	15	16	17	18	19	20	21	22	23
Description	Description of Item(s) Hedged, Used for Income Generation or Replicated	Schedule/ Exhibit Identifier	Type(s) of Risk(s) (a)	Exchange, Counterparty or Central Clearinghouse	Trade Date	Date of Maturity or Expiration	Number of Contracts	Notional Amount	Strike Price, Rate or Index Received (Paid)	Cumulative Prior Year(s) Initial Cost of Un-discounted Premium (Received) Paid	Current Year Initial Cost of Un-discounted Premium (Received) Paid	Current Year Income	Book/ Adjusted Carrying Value	Code	Fair Value	Unrealized Valuation Increase/ (Decrease)	Total Foreign Exchange Change in B./A.C.V.	Current Year's (Amortization)/ Accretion	Adjustment to Carrying Value of Hedged Item	Potential Exposure	Credit Quality of Reference Entity	Hedge Effectiveness at Inception and at Quarter-end (b)
Forward Start IRS—97298—140 - CF FS LTC 54 Reentry - Fed Funds	Anticipatory cash flows	NA	Interest Rate	GSI	05/15/2024	05/15/2034		20,400,000	2.34% / (01S)						(2,806,008)				0	332,560		100% / 100%
Forward Start IRS—97299—140 - CF FS LTC 54 Reentry - Fed Funds	Anticipatory cash flows	NA	Interest Rate	GSI	02/15/2024	02/15/2034		52,200,000	2.34% / (01S)						(7,441,388)				0	841,145		100% / 100%
Forward Start IRS—97300—140 - CF FS LTC 54 Reentry - Fed Funds	Anticipatory cash flows	NA	Interest Rate	GSI	03/15/2024	03/15/2034		5,800,000	2.34% / (01S)						(815,406)				0	93,805		100% / 100%
Forward Start IRS—97301—140 - CF FS LTC 54 Reentry - Fed Funds	Anticipatory cash flows	NA	Interest Rate	GSI	12/16/2024	12/16/2034		2,400,000	2.35% / (01S)						(309,068)				0	40,194		100% / 100%
Forward Start IRS—97302—140 - CF FS LTC 54 Reentry - Fed Funds	Anticipatory cash flows	NA	Interest Rate	GSI	04/15/2024	04/15/2034		19,400,000	2.34% / (01S)						(2,696,674)				0	315,033		100% / 100%
Forward Start IRS—97303—140 - CF FS LTC 54 Reentry - Fed Funds	Anticipatory cash flows	NA	Interest Rate	GSI	11/15/2024	11/15/2034		7,700,000	2.35% / (01S)						(998,350)				0	128,467		100% / 100%
Forward Start IRS—97429—140 - CF FS LTC 54 Reentry - Fed Funds	Anticipatory cash flows	NA	Interest Rate	CSI	01/15/2025	01/15/2035		38,800,000	2.35% / (01S)						(4,948,411)				0	652,180		100% / 100%
Forward Start IRS—97430—140 - CF FS LTC 54 Reentry - Fed Funds	Anticipatory cash flows	NA	Interest Rate	CSI	01/15/2025	01/15/2035		4,900,000	2.35% / (01S)						(624,928)				0	82,363		100% / 100%
Forward Start IRS—97431—140 - CF FS LTC 54 Reentry - Fed Funds	Anticipatory cash flows	NA	Interest Rate	CSI	02/14/2025	02/14/2035		14,200,000	2.35% / (01S)						(1,798,893)				0	239,551		100% / 100%
Forward Start IRS—97432—140 - CF FS LTC 54 Reentry - Fed Funds	Anticipatory cash flows	NA	Interest Rate	CSI	02/14/2025	02/14/2035		19,000,000	2.35% / (01S)						(2,406,969)				0	320,526		100% / 100%
Forward Start IRS—97433—140 - CF FS LTC 54 Reentry - Fed Funds	Anticipatory cash flows	NA	Interest Rate	CSI	03/14/2025	03/14/2035		17,000,000	2.35% / (01S)						(2,140,701)				0	287,751		100% / 100%
Forward Start IRS—97434—140 - CF FS LTC 54 Reentry - Fed Funds	Anticipatory cash flows	NA	Interest Rate	CSI	03/14/2025	03/14/2035		17,000,000	2.35% / (01S)						(2,140,701)				0	287,751		100% / 100%
Forward Start IRS—98086—140 - CF FS LTC 54 Reentry - Fed Funds	Anticipatory cash flows	NA	Interest Rate	BOA	01/15/2030	01/15/2040		33,000,000	2.46% / (01S)						(3,325,189)				0	666,243		100% / 100%

STATEMENT AS OF SEPTEMBER 30, 2023 OF GENWORTH LIFE INSURANCE COMPANY

**SCHEDULE DB - PART A - SECTION 1**

Showing all Options, Caps, Floors, Collars, Swaps and Forwards Open as of Current Statement Date

1	2	3	4	5	6	7	8	9	10	11	12	13	14	15	16	17	18	19	20	21	22	23
Description	Description of Item(s) Hedged, Used for Income Generation or Replicated	Schedule/ Exhibit Identifier	Type(s) of Risk(s) (a)	Exchange, Counterparty or Central Clearinghouse	Trade Date	Date of Maturity or Expiration	Number of Contracts	Notional Amount	Strike Price, Rate or Index Received (Paid)	Cumulative Prior Year(s) Initial Cost of Un-discounted Premium (Received) Paid	Current Year Initial Cost of Un-discounted Premium (Received) Paid	Current Year Income	Book/ Adjusted Carrying Value	Code	Fair Value	Unrealized Valuation Increase/ (Decrease)	Total Foreign Exchange Change in B./A.C.V.	Current Year's (Amortization)/ Accretion	Adjustment to Carrying Value of Hedged Item	Potential Exposure	Credit Quality of Reference Entity	Hedge Effectiveness at Inception and at Quarter-end (b)
Forward Start IRS—98134—140 - CF FS LTC 54 Reentry - Fed Funds	Anticipatory cash flows	NA	Interest Rate	BOA	04/15/2025	04/15/2035		16,600,000	2.46% / (01S)						(1,942,474)				0	282,053		100% / 100%
Forward Start IRS—98135—140 - CF FS LTC 54 Reentry - Fed Funds	Anticipatory cash flows	NA	Interest Rate	BOA	04/15/2025	04/15/2035		18,100,000	2.46% / (01S)				0		(2,117,998)				0	307,540		100% / 100%
Forward Start IRS—98136—140 - CF FS LTC 54 Reentry - Fed Funds	Anticipatory cash flows	NA	Interest Rate	BOA	04/15/2025	04/15/2035		3,800,000	2.46% / (01S)						(444,663)				0	64,566		100% / 100%
Forward Start IRS—98137—140 - CF FS LTC 54 Reentry - Fed Funds	Anticipatory cash flows	NA	Interest Rate	BOA	04/15/2025	04/15/2035		15,100,000	2.46% / (01S)						(1,766,949)				0	256,566		100% / 100%
Forward Start IRS—98138—140 - CF FS LTC 54 Reentry - Fed Funds	Anticipatory cash flows	NA	Interest Rate	BOA	05/15/2025	05/15/2035		16,600,000	2.46% / (01S)						(1,935,406)				0	283,055		100% / 100%
Forward Start IRS—98139—140 - CF FS LTC 54 Reentry - Fed Funds	Anticipatory cash flows	NA	Interest Rate	BOA	06/16/2025	06/16/2035		23,400,000	2.46% / (01S)						(2,712,843)				0	400,506		100% / 100%
Forward Start IRS—98140—140 - CF FS LTC 54 Reentry - Fed Funds	Anticipatory cash flows	NA	Interest Rate	BOA	06/16/2025	06/16/2035		13,100,000	2.46% / (01S)						(1,518,728)				0	224,215		100% / 100%
Forward Start IRS—98141—140 - CF FS LTC 54 Reentry - Fed Funds	Anticipatory cash flows	NA	Interest Rate	BOA	07/15/2025	07/15/2035		58,900,000	2.46% / (01S)						(6,804,464)				0	1,011,523		100% / 100%
Forward Start IRS—98392—140 - CF FS LTC 54 Reentry - Fed Funds	Anticipatory cash flows	NA	Interest Rate	BOA	01/14/2033	01/14/2043		29,300,000	2.48% / (01S)						(2,505,447)				0	643,669		100% / 100%
Forward Start IRS—98393—140 - CF FS LTC 54 Reentry - Fed Funds	Anticipatory cash flows	NA	Interest Rate	BOA	02/15/2033	02/15/2043		14,400,000	2.48% / (01S)						(1,225,203)				0	317,060		100% / 100%
Forward Start IRS—98394—140 - CF FS LTC 54 Reentry - Fed Funds	Anticipatory cash flows	NA	Interest Rate	BOA	03/15/2033	03/15/2043		28,500,000	2.48% / (01S)						(2,414,985)				0	628,754		100% / 100%
Forward Start IRS—98395—140 - CF FS LTC 54 Reentry - Fed Funds	Anticipatory cash flows	NA	Interest Rate	BOA	04/15/2033	04/15/2043		10,200,000	2.48% / (01S)				0		(862,701)				0	225,518		100% / 100%
Forward Start IRS—98396—140 - CF FS LTC 54 Reentry - Fed Funds	Anticipatory cash flows	NA	Interest Rate	BOA	05/15/2033	05/15/2043		10,200,000	2.48% / (01S)						(858,728)				0	225,992		100% / 100%

E06.7

STATEMENT AS OF SEPTEMBER 30, 2023 OF GENWORTH LIFE INSURANCE COMPANY

**SCHEDULE DB - PART A - SECTION 1**

Showing all Options, Caps, Floors, Collars, Swaps and Forwards Open as of Current Statement Date

1	2	3	4	5	6	7	8	9	10	11	12	13	14	15	16	17	18	19	20	21	22	23
Description	Description of Item(s) Hedged, Used for Income Generation or Replicated	Schedule/ Exhibit Identifier	Type(s) of Risk(s) (a)	Exchange, Counterparty or Central Clearinghouse	Trade Date	Date of Maturity or Expiration	Number of Contracts	Notional Amount	Strike Price, Rate or Index Received (Paid)	Cumulative Prior Year(s) Initial Cost of Un-discounted Premium (Received) Paid	Current Year Initial Cost of Un-discounted Premium (Received) Paid	Current Year Income	Book/ Adjusted Carrying Value	Code	Fair Value	Unrealized Valuation Increase/ (Decrease)	Total Foreign Exchange Change in B./A.C.V.	Current Year's (Amortization)/ Accretion	Adjustment to Carrying Value of Hedged Item	Potential Exposure	Credit Quality of Reference Entity	Hedge Effectiveness at Inception and at Quarter-end (b)
Forward Start IRS—98397—140 - CF FS LTC 54 Reentry - Fed Funds	Anticipatory cash flows	NA	Interest Rate	BOA	05/16/2033	05/16/2043		82,800,000	2.48% / (01S)						(6,969,770)				0	1,834,649		100% / 100%
Forward Start IRS—98398—140 - CF FS LTC 54 Reentry - Fed Funds	Anticipatory cash flows	NA	Interest Rate	BOA	05/16/2033	05/16/2043		13,500,000	2.48% / (01S)						(1,136,376)				0	299,128		100% / 100%
Forward Start IRS—98399—140 - CF FS LTC 54 Reentry - Fed Funds	Anticipatory cash flows	NA	Interest Rate	BOA	07/15/2033	07/15/2043		21,300,000	2.47% / (01S)						(1,781,634)				0	473,928		100% / 100%
Forward Start IRS—98400—140 - CF FS LTC 54 Reentry - Fed Funds	Anticipatory cash flows	NA	Interest Rate	BOA	08/15/2033	08/15/2043		25,800,000	2.47% / (01S)						(2,147,568)				0	575,283		100% / 100%
Forward Start IRS—98401—140 - CF FS LTC 54 Reentry - Fed Funds	Anticipatory cash flows	NA	Interest Rate	BOA	08/15/2033	08/15/2043		13,500,000	2.47% / (01S)						(1,123,727)				0	301,020		100% / 100%
Forward Start IRS—98411—140 - CF FS LTC 54 Reentry - Fed Funds	Anticipatory cash flows	NA	Interest Rate	CSI	01/15/2029	01/15/2039		19,600,000	2.49% / (01S)						(2,028,020)				0	383,381		100% / 100%
Forward Start IRS—98412—140 - CF FS LTC 54 Reentry - Fed Funds	Anticipatory cash flows	NA	Interest Rate	CSI	01/15/2029	01/15/2039		25,800,000	2.49% / (01S)						(2,669,536)				0	504,654		100% / 100%
Forward Start IRS—98413—140 - CF FS LTC 54 Reentry - Fed Funds	Anticipatory cash flows	NA	Interest Rate	CSI	01/15/2029	01/15/2039		25,200,000	2.49% / (01S)						(2,607,454)				0	492,918		100% / 100%
Forward Start IRS—98414—140 - CF FS LTC 54 Reentry - Fed Funds	Anticipatory cash flows	NA	Interest Rate	CSI	01/16/2029	01/16/2039		34,700,000	2.49% / (01S)						(3,589,983)				0	678,801		100% / 100%
Forward Start IRS—98415—140 - CF FS LTC 54 Reentry - Fed Funds	Anticipatory cash flows	NA	Interest Rate	CSI	02/15/2029	02/15/2039		24,700,000	2.49% / (01S)						(2,546,151)				0	484,477		100% / 100%
Forward Start IRS—98416—140 - CF FS LTC 54 Reentry - Fed Funds	Anticipatory cash flows	NA	Interest Rate	CSI	02/15/2029	02/15/2039		18,600,000	2.49% / (01S)						(1,917,345)				0	364,828		100% / 100%
Forward Start IRS—98355—140 - CF FS LTC 54 Reentry - Fed Funds	Anticipatory cash flows	NA	Interest Rate	BOA	02/15/2030	02/15/2040		35,500,000	2.67% / (01S)				0		(3,116,817)				0	718,580		100% / 100%
Forward Start IRS—98356—140 - CF FS LTC 54 Reentry - Fed Funds	Anticipatory cash flows	NA	Interest Rate	BOA	02/15/2030	02/15/2040		35,000,000	2.67% / (01S)				0		(3,072,918)				0	708,459		100% / 100%

E06.8

STATEMENT AS OF SEPTEMBER 30, 2023 OF GENWORTH LIFE INSURANCE COMPANY

**SCHEDULE DB - PART A - SECTION 1**

Showing all Options, Caps, Floors, Collars, Swaps and Forwards Open as of Current Statement Date

1	2	3	4	5	6	7	8	9	10	11	12	13	14	15	16	17	18	19	20	21	22	23
Description	Description of Item(s) Hedged, Used for Income Generation or Replicated	Schedule/ Exhibit Identifier	Type(s) of Risk(s) (a)	Exchange, Counterparty or Central Clearinghouse	Trade Date	Date of Maturity or Expiration	Number of Contracts	Notional Amount	Strike Price, Rate or Index Received (Paid)	Cumulative Prior Year(s) Initial Cost of Un-discounted Premium (Received) Paid	Current Year Initial Cost of Un-discounted Premium (Received) Paid	Current Year Income	Book/ Adjusted Carrying Value	Code	Fair Value	Unrealized Valuation Increase/ (Decrease)	Total Foreign Exchange Change in B./A.C.V.	Current Year's (Amortization)/ Accretion	Adjustment to Carrying Value of Hedged Item	Potential Exposure	Credit Quality of Reference Entity	Hedge Effectiveness at Inception and at Quarter-end (b)
Forward Start IRS—99357—140 - CF FS LTC 54 Reentry - Fed Funds	Anticipatory cash flows	NA	Interest Rate	BOA	02/15/2030	02/15/2040		43,200,000	2.67% / (01S)				0		(3,792,859)				0	874,441		100% / 100%
Forward Start IRS—99358—140 - CF FS LTC 54 Reentry - Fed Funds	Anticipatory cash flows	NA	Interest Rate	BOA	02/15/2030	02/15/2040		30,900,000	2.67% / (01S)				0		(2,712,947)				0	625,468		100% / 100%
Forward Start IRS—99448—140 - CF FS LTC 54 Reentry - Fed Funds	Anticipatory cash flows	NA	Interest Rate	CSI	02/16/2037	02/16/2047		15,500,000	2.47% / (01S)				0		(919,692)				0	374,873		100% / 100%
Forward Start IRS—99449—140 - CF FS LTC 54 Reentry - Fed Funds	Anticipatory cash flows	NA	Interest Rate	CSI	03/16/2037	03/16/2047		22,500,000	2.47% / (01S)						(1,324,592)				0	545,062		100% / 100%
Forward Start IRS—99450—140 - CF FS LTC 54 Reentry - Fed Funds	Anticipatory cash flows	NA	Interest Rate	CSI	05/15/2037	05/15/2047		15,500,000	2.47% / (01S)						(899,855)				0	376,800		100% / 100%
Forward Start IRS—99451—140 - CF FS LTC 54 Reentry - Fed Funds	Anticipatory cash flows	NA	Interest Rate	CSI	07/15/2037	07/15/2047		21,600,000	2.47% / (01S)						(1,231,463)				0	526,941		100% / 100%
Forward Start IRS—99452—140 - CF FS LTC 54 Reentry - Fed Funds	Anticipatory cash flows	NA	Interest Rate	CSI	08/14/2037	08/14/2047		15,500,000	2.46% / (01S)						(879,155)				0	378,781		100% / 100%
Forward Start IRS—99453—140 - CF FS LTC 54 Reentry - Fed Funds	Anticipatory cash flows	NA	Interest Rate	CSI	10/15/2037	10/15/2047		18,500,000	2.46% / (01S)						(1,029,755)				0	453,698		100% / 100%
Forward Start IRS—99454—140 - CF FS LTC 54 Reentry - Fed Funds	Anticipatory cash flows	NA	Interest Rate	CSI	11/16/2037	11/16/2047		15,500,000	2.46% / (01S)						(857,649)				0	380,818		100% / 100%
Forward Start IRS—99455—140 - CF FS LTC 54 Reentry - Fed Funds	Anticipatory cash flows	NA	Interest Rate	CSI	02/15/2038	02/15/2048		15,500,000	2.46% / (01S)						(834,127)				0	382,779		100% / 100%
Forward Start IRS—99969—140 - CF FS LTC 54 Reentry - Fed Funds	Anticipatory cash flows	NA	Interest Rate	BOA	06/15/2029	06/15/2039		28,300,000	2.55% / (01S)						(2,771,129)				0	560,987		100% / 100%
Forward Start IRS—99970—140 - CF FS LTC 54 Reentry - Fed Funds	Anticipatory cash flows	NA	Interest Rate	BOA	06/15/2029	06/15/2039		23,300,000	2.55% / (01S)						(2,281,530)				0	461,872		100% / 100%
Forward Start IRS—99971—140 - CF FS LTC 54 Reentry - Fed Funds	Anticipatory cash flows	NA	Interest Rate	BOA	06/15/2029	06/15/2039		27,300,000	2.55% / (01S)						(2,673,209)				0	541,164		100% / 100%

STATEMENT AS OF SEPTEMBER 30, 2023 OF GENWORTH LIFE INSURANCE COMPANY

**SCHEDULE DB - PART A - SECTION 1**

Showing all Options, Caps, Floors, Collars, Swaps and Forwards Open as of Current Statement Date

1	2	3	4	5	6	7	8	9	10	11	12	13	14	15	16	17	18	19	20	21	22	23
Description	Description of Item(s) Hedged, Used for Income Generation or Replicated	Schedule/ Exhibit Identifier	Type(s) of Risk(s) (a)	Exchange, Counterparty or Central Clearinghouse	Trade Date	Date of Maturity or Expiration	Number of Contracts	Notional Amount	Strike Price, Rate or Index Received (Paid)	Cumulative Prior Year(s) Initial Cost of Un-discounted Premium (Received) Paid	Current Year Initial Cost of Un-discounted Premium (Received) Paid	Current Year Income	Book/ Adjusted Carrying Value	Code	Fair Value	Unrealized Valuation Increase/ (Decrease)	Total Foreign Exchange Change in B./A.C.V.	Current Year's (Amortization)/ Accretion	Adjustment to Carrying Value of Hedged Item	Potential Exposure	Credit Quality of Reference Entity	Hedge Effectiveness at Inception and at Quarter-end (b)
Forward Start IRS--100095--140 - CF FS LTC 54 Reentry - Fed Funds	Anticipatory cash flows	NA	Interest Rate	BOA	02/15/2039	02/15/2049		14,600,000	2.33% / (01S)						(775,248)				0	367,889		100% / 100%
Forward Start IRS--100096--140 - CF FS LTC 54 Reentry - Fed Funds	Anticipatory cash flows	NA	Interest Rate	BOA	03/15/2039	03/15/2049		22,600,000	2.33% / (01S)						(1,190,337)				0	570,331		100% / 100%
Forward Start IRS--100097--140 - CF FS LTC 54 Reentry - Fed Funds	Anticipatory cash flows	NA	Interest Rate	BOA	05/16/2039	05/16/2049		14,600,000	2.33% / (01S)						(757,542)				0	369,670		100% / 100%
Forward Start IRS--100098--140 - CF FS LTC 54 Reentry - Fed Funds	Anticipatory cash flows	NA	Interest Rate	BOA	07/15/2039	07/15/2049		21,200,000	2.32% / (01S)				0		(1,084,176)				0	538,499		100% / 100%
Forward Start IRS--100099--140 - CF FS LTC 54 Reentry - Fed Funds	Anticipatory cash flows	NA	Interest Rate	BOA	08/15/2039	08/15/2049		14,700,000	2.32% / (01S)						(744,613)				0	374,007		100% / 100%
Forward Start IRS--100342--140 - CF FS LTC 54 Reentry - Fed Funds	Anticipatory cash flows	NA	Interest Rate	CSI	02/15/2040	02/15/2050		13,700,000	2.29% / (01S)						(673,560)				0	351,941		100% / 100%
Forward Start IRS--100343--140 - CF FS LTC 54 Reentry - Fed Funds	Anticipatory cash flows	NA	Interest Rate	CSI	03/15/2040	03/15/2050		16,800,000	2.29% / (01S)						(818,123)				0	432,204		100% / 100%
Forward Start IRS--100344--140 - CF FS LTC 54 Reentry - Fed Funds	Anticipatory cash flows	NA	Interest Rate	CSI	05/15/2040	05/15/2050		12,700,000	2.29% / (01S)						(606,561)				0	327,755		100% / 100%
Forward Start IRS--100345--140 - CF FS LTC 54 Reentry - Fed Funds	Anticipatory cash flows	NA	Interest Rate	CSI	07/16/2040	07/16/2050		17,700,000	2.28% / (01S)						(830,372)				0	458,247		100% / 100%
Forward Start IRS--100346--140 - CF FS LTC 54 Reentry - Fed Funds	Anticipatory cash flows	NA	Interest Rate	CSI	08/15/2040	08/15/2050		12,700,000	2.28% / (01S)						(591,260)				0	329,302		100% / 100%
Forward Start IRS--100347--140 - CF FS LTC 54 Reentry - Fed Funds	Anticipatory cash flows	NA	Interest Rate	CSI	10/15/2040	10/15/2050		18,600,000	2.28% / (01S)						(848,724)				0	483,781		100% / 100%
Forward Start IRS--100348--140 - CF FS LTC 54 Reentry - Fed Funds	Anticipatory cash flows	NA	Interest Rate	CSI	11/15/2040	11/15/2050		12,800,000	2.28% / (01S)				0		(578,043)				0	333,447		100% / 100%
Forward Start IRS--101423--140 - CF FS LTC 54 Reentry - Fed Funds	Anticipatory cash flows	NA	Interest Rate	BOA	02/15/2034	02/15/2044		13,900,000	2.54% / (01S)						(1,061,081)				0	313,843		100% / 100%
Forward Start IRS--101424--140 - CF FS LTC 54 Reentry - Fed Funds	Anticipatory cash flows	NA	Interest Rate	BOA	03/15/2034	03/15/2044		28,300,000	2.54% / (01S)				0		(2,146,511)				0	640,219		100% / 100%

E06.10

STATEMENT AS OF SEPTEMBER 30, 2023 OF GENWORTH LIFE INSURANCE COMPANY

**SCHEDULE DB - PART A - SECTION 1**

Showing all Options, Caps, Floors, Collars, Swaps and Forwards Open as of Current Statement Date

1	2	3	4	5	6	7	8	9	10	11	12	13	14	15	16	17	18	19	20	21	22	23
Description	Description of Item(s) Hedged, Used for Income Generation or Replicated	Schedule/ Exhibit Identifier	Type(s) of Risk(s) (a)	Exchange, Counterparty or Central Clearinghouse	Trade Date	Date of Maturity or Expiration	Number of Contracts	Notional Amount	Strike Price, Rate or Index Received (Paid)	Cumulative Prior Year(s) Initial Cost of Un-discounted Premium (Received) Paid	Current Year Initial Cost of Un-discounted Premium (Received) Paid	Current Year Income	Book/ Adjusted Carrying Value	Code	Fair Value	Unrealized Valuation Increase/ (Decrease)	Total Foreign Exchange Change in B./A.C.V.	Current Year's (Amortization)/ Accretion	Adjustment to Carrying Value of Hedged Item	Potential Exposure	Credit Quality of Reference Entity	Hedge Effectiveness at Inception and at Quarter-end (b)
Forward Start IRS--101425--140 - CF FS LTC 54 Reentry - Fed Funds	Anticipatory cash flows	NA	Interest Rate	BOA	05/15/2034	05/15/2044		8,700,000	2.54% / (01S)						(649,490)				0	197,618		100% / 100%
Forward Start IRS--101426--140 - CF FS LTC 54 Reentry - Fed Funds	Anticipatory cash flows	NA	Interest Rate	BOA	06/15/2034	06/15/2044		22,100,000	2.54% / (01S)						(1,636,360)				0	503,027		100% / 100%
Forward Start IRS--101492--140 - CF FS LTC 54 Reentry - Fed Funds	Anticipatory cash flows	NA	Interest Rate	CSI	11/15/2033	11/15/2043		34,200,000	2.56% / (01S)						(2,638,374)				0	767,402		100% / 100%
Forward Start IRS--101493--140 - CF FS LTC 54 Reentry - Fed Funds	Anticipatory cash flows	NA	Interest Rate	CSI	11/15/2033	11/15/2043		13,000,000	2.56% / (01S)						(1,002,891)				0	291,702		100% / 100%
Forward Start IRS--101494--140 - CF FS LTC 54 Reentry - Fed Funds	Anticipatory cash flows	NA	Interest Rate	CSI	12/15/2033	12/15/2043		60,000,000	2.56% / (01S)				0		(4,593,535)				0	1,349,064		100% / 100%
Forward Start IRS--102435--140 - CF FS LTC 54 Reentry - Fed Funds	Anticipatory cash flows	NA	Interest Rate	BOA	05/15/2036	05/15/2046		24,200,000	2.41% / (01S)						(1,621,035)				0	575,715		100% / 100%
Forward Start IRS--102436--140 - CF FS LTC 54 Reentry - Fed Funds	Anticipatory cash flows	NA	Interest Rate	BOA	07/15/2036	07/15/2046		22,400,000	2.41% / (01S)						(1,480,606)				0	534,857		100% / 100%
Forward Start IRS--102437--140 - CF FS LTC 54 Reentry - Fed Funds	Anticipatory cash flows	NA	Interest Rate	BOA	07/15/2036	07/15/2046		19,400,000	2.41% / (01S)						(1,282,311)				0	463,224		100% / 100%
Forward Start IRS--102438--140 - CF FS LTC 54 Reentry - Fed Funds	Anticipatory cash flows	NA	Interest Rate	BOA	10/15/2036	10/15/2046		18,500,000	2.4% / (01S)						(1,196,025)				0	444,169		100% / 100%
Forward Start IRS--102439--140 - CF FS LTC 54 Reentry - Fed Funds	Anticipatory cash flows	NA	Interest Rate	BOA	11/14/2036	11/14/2046		18,500,000	2.4% / (01S)						(1,185,914)				0	444,960		100% / 100%
Forward Start IRS--102888--140 - CF FS LTC 54 Reentry - Fed Funds	Anticipatory cash flows	NA	Interest Rate	GSI	03/15/2038	03/15/2048		21,700,000	2.32% / (01S)						(1,287,472)				0	536,762		100% / 100%
Forward Start IRS--102889--140 - CF FS LTC 54 Reentry - Fed Funds	Anticipatory cash flows	NA	Interest Rate	GSI	05/14/2038	05/14/2048		15,500,000	2.32% / (01S)						(903,699)				0	384,687		100% / 100%
Forward Start IRS--102890--140 - CF FS LTC 54 Reentry - Fed Funds	Anticipatory cash flows	NA	Interest Rate	GSI	07/15/2038	07/15/2048		22,600,000	2.31% / (01S)						(1,298,610)				0	562,829		100% / 100%
Forward Start IRS--102891--140 - CF FS LTC 54 Reentry - Fed Funds	Anticipatory cash flows	NA	Interest Rate	GSI	08/16/2038	08/16/2048		14,700,000	2.31% / (01S)						(836,745)				0	366,734		100% / 100%

E06.11

STATEMENT AS OF SEPTEMBER 30, 2023 OF GENWORTH LIFE INSURANCE COMPANY

**SCHEDULE DB - PART A - SECTION 1**

Showing all Options, Caps, Floors, Collars, Swaps and Forwards Open as of Current Statement Date

1	2	3	4	5	6	7	8	9	10	11	12	13	14	15	16	17	18	19	20	21	22	23
Description	Description of Item(s) Hedged, Used for Income Generation or Replicated	Schedule/ Exhibit Identifier	Type(s) of Risk(s) (a)	Exchange, Counterparty or Central Clearinghouse	Trade Date	Date of Maturity or Expiration	Number of Contracts	Notional Amount	Strike Price, Rate or Index Received (Paid)	Cumulative Prior Year(s) Initial Cost of Un-discounted Premium (Received) Paid	Current Year Initial Cost of Un-discounted Premium (Received) Paid	Current Year Income	Book/ Adjusted Carrying Value	Code	Fair Value	Unrealized Valuation Increase/ (Decrease)	Total Foreign Exchange Change in B./A.C.V.	Current Year's (Amortization)/ Accretion	Adjustment to Carrying Value of Hedged Item	Potential Exposure	Credit Quality of Reference Entity	Hedge Effectiveness at Inception and at Quarter-end (b)
Forward Start IRS--102892--140 - CF FS LTC 54 Reentry - Fed Funds	Anticipatory cash flows	NA	Interest Rate	GSI	10/15/2038	10/15/2048		23,500,000	2.31% / (01S)				0		(1,316,445)				0	588,208		100% / 100%
Forward Start IRS--102893--140 - CF FS LTC 54 Reentry - Fed Funds	Anticipatory cash flows	NA	Interest Rate	GSI	11/15/2038	11/15/2048		14,700,000	2.31% / (01S)				0		(815,948)				0	368,566		100% / 100%
Forward Start IRS--103435--140 - CF FS LTC 54 Reentry - Fed Funds	Anticipatory cash flows	NA	Interest Rate	CSI	01/15/2032	01/15/2042		24,200,000	2.58% / (01S)				0		(2,054,109)				0	517,717		100% / 100%
Forward Start IRS--103436--140 - CF FS LTC 54 Reentry - Fed Funds	Anticipatory cash flows	NA	Interest Rate	CSI	02/13/2032	02/13/2042		37,500,000	2.58% / (01S)				0		(3,169,305)				0	803,986		100% / 100%
Forward Start IRS--103437--140 - CF FS LTC 54 Reentry - Fed Funds	Anticipatory cash flows	NA	Interest Rate	CSI	02/13/2032	02/13/2042		19,900,000	2.58% / (01S)				0		(1,681,845)				0	426,649		100% / 100%
Forward Start IRS--103438--140 - CF FS LTC 54 Reentry - Fed Funds	Anticipatory cash flows	NA	Interest Rate	CSI	02/16/2032	02/16/2042		14,900,000	2.58% / (01S)				0		(1,258,713)				0	319,522		100% / 100%
Forward Start IRS--109548--140 - CF FS LTC 54 Reentry - Fed Funds	Anticipatory cash flows	NA	Interest Rate	BOA	03/15/2028	03/15/2038		65,000,000	2.69% / (01S)				0		(6,064,549)				0	1,236,101		100% / 100%
Forward Start IRS--109550--140 - CF FS LTC 54 Reentry - Fed Funds	Anticipatory cash flows	NA	Interest Rate	BOA	11/15/2028	11/15/2038		27,000,000	2.7% / (01S)				0		(2,455,475)				0	525,235		100% / 100%
Forward Start IRS--109549--140 - CF FS LTC 54 Reentry - Fed Funds	Anticipatory cash flows	NA	Interest Rate	BOA	10/15/2028	10/15/2038		16,000,000	2.7% / (01S)				0		(1,465,804)				0	310,376		100% / 100%
Forward Start IRS--110060--140 - CF FS LTC 54 Reentry - Fed Funds	Anticipatory cash flows	NA	Interest Rate	BOA	02/15/2029	02/15/2039		54,000,000	2.5% / (01S)				0		(5,532,686)				0	1,059,179		100% / 100%
Forward Start IRS--110063--140 - CF FS LTC 54 Reentry - Fed Funds	Anticipatory cash flows	NA	Interest Rate	BOA	08/15/2029	08/15/2039		46,000,000	2.5% / (01S)				0		(4,612,472)				0	916,686		100% / 100%
Forward Start IRS--110061--140 - CF FS LTC 54 Reentry - Fed Funds	Anticipatory cash flows	NA	Interest Rate	BOA	04/16/2029	04/16/2039		31,000,000	2.5% / (01S)				0		(3,153,890)				0	611,286		100% / 100%
Forward Start IRS--110062--140 - CF FS LTC 54 Reentry - Fed Funds	Anticipatory cash flows	NA	Interest Rate	BOA	05/15/2029	05/15/2039		50,000,000	2.5% / (01S)				0		(5,069,584)				0	988,461		100% / 100%
Forward Start IRS--110064--140 - CF FS LTC 54 Reentry - Fed Funds	Anticipatory cash flows	NA	Interest Rate	BOA	11/15/2029	11/15/2039		50,000,000	2.5% / (01S)				0		(4,955,797)				0	1,004,272		100% / 100%

E06.12

STATEMENT AS OF SEPTEMBER 30, 2023 OF GENWORTH LIFE INSURANCE COMPANY

**SCHEDULE DB - PART A - SECTION 1**

Showing all Options, Caps, Floors, Collars, Swaps and Forwards Open as of Current Statement Date

1	2	3	4	5	6	7	8	9	10	11	12	13	14	15	16	17	18	19	20	21	22	23
Description	Description of Item(s) Hedged, Used for Income Generation or Replicated	Schedule/ Exhibit Identifier	Type(s) of Risk(s) (a)	Exchange, Counterparty or Central Clearinghouse	Trade Date	Date of Maturity or Expiration	Number of Contracts	Notional Amount	Strike Price, Rate or Index Received (Paid)	Cumulative Prior Year(s) Initial Cost of Un-discounted Premium (Received) Paid	Current Year Initial Cost of Un-discounted Premium (Received) Paid	Current Year Income	Book/ Adjusted Carrying Value	Code	Fair Value	Unrealized Valuation Increase/ (Decrease)	Total Foreign Exchange Change in B./A.C.V.	Current Year's (Amortization)/ Accretion	Adjustment to Carrying Value of Hedged Item	Potential Exposure	Credit Quality of Reference Entity	Hedge Effectiveness at Inception and at Quarter-end (b)
Forward Start IRS--111375--140 - CF FS LTC 54 Reentry - Fed Funds	Anticipatory cash flows	NA	Interest Rate	DBAG	08/14/2043	08/14/2053		25,000,000	2.03% / (01S)				0		(999,062)				0	683,433		100% / 100%
Forward Start IRS--111369--140 - CF FS LTC 54 Reentry - Fed Funds	Anticipatory cash flows	NA	Interest Rate	DBAG	08/15/2042	08/15/2052		25,000,000	2.04% / (01S)				0		(1,118,261)				0	671,936		100% / 100%
Forward Start IRS--111371--140 - CF FS LTC 54 Reentry - Fed Funds	Anticipatory cash flows	NA	Interest Rate	DBAG	02/16/2043	02/16/2053		25,000,000	2.03% / (01S)				0		(1,055,563)				0	677,804		100% / 100%
Forward Start IRS--111374--140 - CF FS LTC 54 Reentry - Fed Funds	Anticipatory cash flows	NA	Interest Rate	DBAG	07/15/2043	07/15/2053		25,000,000	2.03% / (01S)				0		(1,009,572)				0	682,493		100% / 100%
Forward Start IRS--111443--140 - CF FS LTC 54 Reentry - Fed Funds	Anticipatory cash flows	NA	Interest Rate	BOA	05/15/2032	05/15/2042		10,000,000	2.3% / (01S)				0		(987,753)				0	215,845		100% / 100%
Forward Start IRS--111377--140 - CF FS LTC 54 Reentry - Fed Funds	Anticipatory cash flows	NA	Interest Rate	DBAG	11/16/2043	11/16/2053		25,000,000	2.02% / (01S)				0		(977,568)				0	686,370		100% / 100%
Forward Start IRS--111446--140 - CF FS LTC 54 Reentry - Fed Funds	Anticipatory cash flows	NA	Interest Rate	BOA	10/15/2032	10/15/2042		8,000,000	2.29% / (01S)				0		(776,960)				0	174,607		100% / 100%
Forward Start IRS--111447--140 - CF FS LTC 54 Reentry - Fed Funds	Anticipatory cash flows	NA	Interest Rate	BOA	11/15/2032	11/15/2042		10,500,000	2.29% / (01S)				0		(1,014,878)				0	229,682		100% / 100%
Forward Start IRS--111368--140 - CF FS LTC 54 Reentry - Fed Funds	Anticipatory cash flows	NA	Interest Rate	DBAG	05/15/2042	05/15/2052		25,000,000	2.04% / (01S)				0		(1,149,854)				0	668,999		100% / 100%
Forward Start IRS--111376--140 - CF FS LTC 54 Reentry - Fed Funds	Anticipatory cash flows	NA	Interest Rate	DBAG	10/15/2043	10/15/2053		26,000,000	2.02% / (01S)				0		(1,022,685)				0	712,787		100% / 100%
Forward Start IRS--111445--140 - CF FS LTC 54 Reentry - Fed Funds	Anticipatory cash flows	NA	Interest Rate	BOA	09/15/2032	09/15/2042		14,000,000	2.29% / (01S)				0		(1,361,875)				0	304,903		100% / 100%
Forward Start IRS--111441--140 - CF FS LTC 54 Reentry - Fed Funds	Anticipatory cash flows	NA	Interest Rate	BOA	04/15/2032	04/15/2042		32,000,000	2.3% / (01S)				0		(3,165,632)				0	689,179		100% / 100%
Forward Start IRS--111372--140 - CF FS LTC 54 Reentry - Fed Funds	Anticipatory cash flows	NA	Interest Rate	DBAG	03/16/2043	03/16/2053		24,000,000	2.03% / (01S)				0		(1,006,142)				0	651,540		100% / 100%
Forward Start IRS--111373--140 - CF FS LTC 54 Reentry - Fed Funds	Anticipatory cash flows	NA	Interest Rate	DBAG	05/15/2043	05/15/2053		25,000,000	2.03% / (01S)				0		(1,028,909)				0	680,577		100% / 100%

E06.13



STATEMENT AS OF SEPTEMBER 30, 2023 OF GENWORTH LIFE INSURANCE COMPANY

**SCHEDULE DB - PART A - SECTION 1**

Showing all Options, Caps, Floors, Collars, Swaps and Forwards Open as of Current Statement Date

1	2	3	4	5	6	7	8	9	10	11	12	13	14	15	16	17	18	19	20	21	22	23
Description	Description of Item(s) Hedged, Used for Income Generation or Replicated	Schedule/ Exhibit Identifier	Type(s) of Risk(s) (a)	Exchange, Counterparty or Central Clearinghouse	Trade Date	Date of Maturity or Expiration	Number of Contracts	Notional Amount	Strike Price, Rate or Index Received (Paid)	Cumulative Prior Year(s) Initial Cost of Un-discounted Premium (Received) Paid	Current Year Initial Cost of Un-discounted Premium (Received) Paid	Current Year Income	Book/ Adjusted Carrying Value	Code	Fair Value	Unrealized Valuation Increase/ (Decrease)	Total Foreign Exchange Change in B./A.C.V.	Current Year's (Amortization)/ Accretion	Adjustment to Carrying Value of Hedged Item	Potential Exposure	Credit Quality of Reference Entity	Hedge Effectiveness at Inception and at Quarter-end (b)
Forward Start IRS--111448--140 - CF FS LTC 54 Reentry - Fed Funds	Anticipatory cash flows	NA	Interest Rate	BOA	11/15/2032	11/15/2042		16,000,000	2.29% / (01S)						(1,546,481)				0	349,992		100% / 100%
Forward Start IRS--111444--140 - CF FS LTC 54 Reentry - Fed Funds	Anticipatory cash flows	NA	Interest Rate	BOA	08/16/2032	08/16/2042		16,000,000	2.29% / (01S)						(1,563,541)				0	347,705		100% / 100%
Forward Start IRS--111848--140 - CF FS LTC 54 Reentry - Fed Funds	Anticipatory cash flows	NA	Interest Rate	NATWEST	11/16/2026	11/16/2036		65,000,000	2.15% / (01S)						(8,648,743)				0	1,178,085		100% / 100%
Forward Start IRS--111370--140 - CF FS LTC 54 Reentry - Fed Funds	Anticipatory cash flows	NA	Interest Rate	DBAG	11/14/2042	11/14/2052		25,000,000	2.04% / (01S)						(1,087,145)				0	674,829		100% / 100%
Forward Start IRS--111442--140 - CF FS LTC 54 Reentry - Fed Funds	Anticipatory cash flows	NA	Interest Rate	BOA	05/14/2032	05/14/2042		16,000,000	2.3% / (01S)						(1,580,633)				0	345,327		100% / 100%
Forward Start IRS--111901--140 - CF FS LTC 54 Reentry - Fed Funds	Anticipatory cash flows	NA	Interest Rate	BOA	09/15/2034	09/15/2044		21,000,000	2.03% / (01S)						(2,041,714)				0	480,888		100% / 100%
Forward Start IRS--111907--140 - CF FS LTC 54 Reentry - Fed Funds	Anticipatory cash flows	NA	Interest Rate	BOA	12/14/2035	12/14/2045		9,000,000	2.01% / (01S)						(795,789)				0	212,131		100% / 100%
Forward Start IRS--111911--140 - CF FS LTC 54 Reentry - Fed Funds	Anticipatory cash flows	NA	Interest Rate	DBAG	05/15/2031	05/15/2041		48,000,000	2.09% / (01S)						(5,565,087)				0	1,007,875		100% / 100%
Forward Start IRS--112192--140 - CF FS LTC 54 Reentry - Fed Funds	Anticipatory cash flows	NA	Interest Rate	NATWEST	03/15/2031	03/15/2041		35,000,000	1.68% / (01S)						(4,899,771)				0	731,418		100% / 100%
Forward Start IRS--112193--140 - CF FS LTC 54 Reentry - Fed Funds	Anticipatory cash flows	NA	Interest Rate	NATWEST	04/15/2031	04/15/2041		30,500,000	1.68% / (01S)						(4,252,388)				0	638,926		100% / 100%
Forward Start IRS--111904--140 - CF FS LTC 54 Reentry - Fed Funds	Anticipatory cash flows	NA	Interest Rate	BOA	08/15/2035	08/15/2045		13,000,000	2.02% / (01S)						(1,179,601)				0	304,117		100% / 100%
Forward Start IRS--111905--140 - CF FS LTC 54 Reentry - Fed Funds	Anticipatory cash flows	NA	Interest Rate	BOA	10/15/2035	10/15/2045		9,000,000	2.01% / (01S)						(807,107)				0	211,345		100% / 100%
Forward Start IRS--111903--140 - CF FS LTC 54 Reentry - Fed Funds	Anticipatory cash flows	NA	Interest Rate	BOA	05/15/2035	05/15/2045		25,000,000	2.02% / (01S)						(2,311,517)				0	581,463		100% / 100%
Forward Start IRS--111908--140 - CF FS LTC 54 Reentry - Fed Funds	Anticipatory cash flows	NA	Interest Rate	BOA	10/14/2039	10/14/2049		21,000,000	1.95% / (01S)						(1,353,198)				0	535,989		100% / 100%

E06.14

STATEMENT AS OF SEPTEMBER 30, 2023 OF GENWORTH LIFE INSURANCE COMPANY

**SCHEDULE DB - PART A - SECTION 1**

Showing all Options, Caps, Floors, Collars, Swaps and Forwards Open as of Current Statement Date

1	2	3	4	5	6	7	8	9	10	11	12	13	14	15	16	17	18	19	20	21	22	23
Description	Description of Item(s) Hedged, Used for Income Generation or Replicated	Schedule/ Exhibit Identifier	Type(s) of Risk(s) (a)	Exchange, Counterparty or Central Clearinghouse	Trade Date	Date of Maturity or Expiration	Number of Contracts	Notional Amount	Strike Price, Rate or Index Received (Paid)	Cumulative Prior Year(s) Initial Cost of Un-discounted Premium (Received) Paid	Current Year Initial Cost of Un-discounted Premium (Received) Paid	Current Year Income	Book/ Adjusted Carrying Value	Code	Fair Value	Unrealized Valuation Increase/ (Decrease)	Total Foreign Exchange Change in B./A.C.V.	Current Year's (Amortization)/ Accretion	Adjustment to Carrying Value of Hedged Item	Potential Exposure	Credit Quality of Reference Entity	Hedge Effectiveness at Inception and at Quarter-end (b)
Forward Start IRS--111909--140 - CF FS LTC 54 Reentry - Fed Funds	Anticipatory cash flows	NA	Interest Rate	BOA	02/14/2042	02/14/2052		25,000,000	1.9% / (01S)				0		(1,310,170)				0	666,081		100% / 100%
Forward Start IRS--111915--140 - CF FS LTC 54 Reentry - Fed Funds	Anticipatory cash flows	NA	Interest Rate	DBAG	12/15/2031	12/15/2041		3,200,000	2.08% / (01S)				0		(361,236)				0	68,299		100% / 100%
Forward Start IRS--112187--140 - CF FS LTC 54 Reentry - Fed Funds	Anticipatory cash flows	NA	Interest Rate	NATWEST	12/15/2030	12/15/2040		31,000,000	1.68% / (01S)						(4,390,603)				0	643,239		100% / 100%
Forward Start IRS--111914--140 - CF FS LTC 54 Reentry - Fed Funds	Anticipatory cash flows	NA	Interest Rate	DBAG	11/14/2031	11/14/2041		17,000,000	2.08% / (01S)						(1,927,406)				0	361,994		100% / 100%
Forward Start IRS--112190--140 - CF FS LTC 54 Reentry - Fed Funds	Anticipatory cash flows	NA	Interest Rate	NATWEST	03/14/2031	03/14/2041		21,000,000	1.68% / (01S)						(2,940,246)				0	438,817		100% / 100%
Forward Start IRS--112191--140 - CF FS LTC 54 Reentry - Fed Funds	Anticipatory cash flows	NA	Interest Rate	NATWEST	03/15/2031	03/15/2041		36,000,000	1.68% / (01S)						(5,039,764)				0	752,316		100% / 100%
Forward Start IRS--111902--140 - CF FS LTC 54 Reentry - Fed Funds	Anticipatory cash flows	NA	Interest Rate	BOA	02/15/2035	02/15/2045		14,000,000	2.02% / (01S)						(1,321,044)				0	323,779		100% / 100%
Forward Start IRS--112188--140 - CF FS LTC 54 Reentry - Fed Funds	Anticipatory cash flows	NA	Interest Rate	NATWEST	12/16/2030	12/16/2040		28,000,000	1.68% / (01S)						(3,965,189)				0	581,036		100% / 100%
Forward Start IRS--112189--140 - CF FS LTC 54 Reentry - Fed Funds	Anticipatory cash flows	NA	Interest Rate	NATWEST	02/14/2031	02/14/2041		13,000,000	1.68% / (01S)						(1,826,557)				0	271,051		100% / 100%
Forward Start IRS--111910--140 - CF FS LTC 54 Reentry - Fed Funds	Anticipatory cash flows	NA	Interest Rate	DBAG	04/15/2031	04/15/2041		11,000,000	2.09% / (01S)						(1,277,199)				0	230,432		100% / 100%
Forward Start IRS--111912--140 - CF FS LTC 54 Reentry - Fed Funds	Anticipatory cash flows	NA	Interest Rate	DBAG	05/15/2031	05/15/2041		11,000,000	2.09% / (01S)						(1,275,332)				0	230,971		100% / 100%
Forward Start IRS--111913--140 - CF FS LTC 54 Reentry - Fed Funds	Anticipatory cash flows	NA	Interest Rate	DBAG	10/15/2031	10/15/2041		10,500,000	2.08% / (01S)						(1,195,613)				0	223,077		100% / 100%
Forward Start IRS--111900--140 - CF FS LTC 54 Reentry - Fed Funds	Anticipatory cash flows	NA	Interest Rate	BOA	10/14/2033	10/14/2043		58,000,000	2.04% / (01S)						(6,048,155)				0	1,298,606		100% / 100%
Forward Start IRS--111906--140 - CF FS LTC 54 Reentry - Fed Funds	Anticipatory cash flows	NA	Interest Rate	BOA	11/15/2035	11/15/2045		17,000,000	2.01% / (01S)						(1,513,366)				0	399,974		100% / 100%

E06.15

STATEMENT AS OF SEPTEMBER 30, 2023 OF GENWORTH LIFE INSURANCE COMPANY

**SCHEDULE DB - PART A - SECTION 1**

Showing all Options, Caps, Floors, Collars, Swaps and Forwards Open as of Current Statement Date

1	2	3	4	5	6	7	8	9	10	11	12	13	14	15	16	17	18	19	20	21	22	23
Description	Description of Item(s) Hedged, Used for Income Generation or Replicated	Schedule/ Exhibit Identifier	Type(s) of Risk(s) (a)	Exchange, Counterparty or Central Clearinghouse	Trade Date	Date of Maturity or Expiration	Number of Contracts	Notional Amount	Strike Price, Rate or Index Received (Paid)	Cumulative Prior Year(s) Initial Cost of Un-discounted Premium (Received) Paid	Current Year Initial Cost of Un-discounted Premium (Received) Paid	Current Year Income	Book/ Adjusted Carrying Value	Code	Fair Value	Unrealized Valuation Increase/ (Decrease)	Total Foreign Exchange Change in B./A.C.V.	Current Year's (Amortization)/ Accretion	Adjustment to Carrying Value of Hedged Item	Potential Exposure	Credit Quality of Reference Entity	Hedge Effectiveness at Inception and at Quarter-end (b)
Forward Start IRS-- 116420--140 - CF FS LTC 54 Reentry - Fed Funds	Anticipatory cash flows	NA	Interest Rate	BOA	05/15/2035	05/15/2045		12,000,000	1.9% / (01S)						(1,176,613)				0	279,102		100% / 100%
Forward Start IRS-- 116762--140 - CF FS LTC 54 Reentry - Fed Funds	Anticipatory cash flows	NA	Interest Rate	CSI	01/15/2031	01/15/2041		27,000,000	1.73% / (01S)						(3,738,636)				0	561,620		100% / 100%
Forward Start IRS-- 116920--140 - CF FS LTC 54 Reentry - Fed Funds	Anticipatory cash flows	NA	Interest Rate	BOA	10/15/2042	10/15/2052		26,000,000	1.47% / (01S)						(1,665,564)				0	700,832		100% / 100%
Forward Start IRS-- 116921--140 - CF FS LTC 54 Reentry - Fed Funds	Anticipatory cash flows	NA	Interest Rate	BOA	07/15/2044	07/15/2054		10,000,000	1.41% / (01S)						(578,578)				0	277,538		100% / 100%
Forward Start IRS-- 116925--140 - CF FS LTC 54 Reentry - Fed Funds	Anticipatory cash flows	NA	Interest Rate	BOA	03/15/2046	03/15/2056		23,000,000	1.36% / (01S)						(1,249,656)				0	655,394		100% / 100%
Forward Start IRS-- 116926--140 - CF FS LTC 54 Reentry - Fed Funds	Anticipatory cash flows	NA	Interest Rate	BOA	10/15/2046	10/15/2056		22,000,000	1.35% / (01S)						(1,163,716)				0	632,531		100% / 100%
Forward Start IRS-- 116928--140 - CF FS LTC 54 Reentry - Fed Funds	Anticipatory cash flows	NA	Interest Rate	BOA	05/15/2047	05/15/2057		38,000,000	1.33% / (01S)						(1,969,299)				0	1,102,108		100% / 100%
Forward Start IRS-- 116929--140 - CF FS LTC 54 Reentry - Fed Funds	Anticipatory cash flows	NA	Interest Rate	BOA	08/15/2047	08/15/2057		37,000,000	1.33% / (01S)						(1,890,726)				0	1,077,117		100% / 100%
Forward Start IRS-- 117019--140 - CF FS LTC 54 Reentry - Fed Funds	Anticipatory cash flows	NA	Interest Rate	BOA	03/15/2029	03/15/2039		19,000,000	1.7% / (01S)						(2,888,631)				0	373,602		100% / 100%
Forward Start IRS-- 117020--140 - CF FS LTC 54 Reentry - Fed Funds	Anticipatory cash flows	NA	Interest Rate	BOA	04/15/2029	04/15/2039		20,000,000	1.7% / (01S)						(3,029,149)				0	394,344		100% / 100%
Forward Start IRS-- 117233--140 - CF FS LTC 54 Reentry - Fed Funds	Anticipatory cash flows	NA	Interest Rate	GSI	08/15/2030	08/15/2040		6,000,000	1.71% / (01S)						(852,682)				0	123,284		100% / 100%
Forward Start IRS-- 117234--140 - CF FS LTC 54 Reentry - Fed Funds	Anticipatory cash flows	NA	Interest Rate	GSI	09/15/2030	09/15/2040		27,000,000	1.71% / (01S)						(3,821,865)				0	556,171		100% / 100%
Forward Start IRS-- 117412--140 - CF FS LTC 54 Reentry - Fed Funds	Anticipatory cash flows	NA	Interest Rate	DBAG	10/15/2030	10/15/2040		24,000,000	1.67% / (01S)						(3,440,266)				0	495,569		100% / 100%
Forward Start IRS-- 116424--140 - CF FS LTC 54 Reentry - Fed Funds	Anticipatory cash flows	NA	Interest Rate	BOA	11/15/2035	11/15/2045		32,000,000	1.9% / (01S)						(3,020,122)				0	752,893		100% / 100%

E06.16

STATEMENT AS OF SEPTEMBER 30, 2023 OF GENWORTH LIFE INSURANCE COMPANY

**SCHEDULE DB - PART A - SECTION 1**

Showing all Options, Caps, Floors, Collars, Swaps and Forwards Open as of Current Statement Date

1	2	3	4	5	6	7	8	9	10	11	12	13	14	15	16	17	18	19	20	21	22	23
Description	Description of Item(s) Hedged, Used for Income Generation or Replicated	Schedule/ Exhibit Identifier	Type(s) of Risk(s) (a)	Exchange, Counterparty or Central Clearinghouse	Trade Date	Date of Maturity or Expiration	Number of Contracts	Notional Amount	Strike Price, Rate or Index Received (Paid)	Cumulative Prior Year(s) Initial Cost of Un-discounted Premium (Received) Paid	Current Year Initial Cost of Un-discounted Premium (Received) Paid	Current Year Income	Book/ Adjusted Carrying Value	Code	Fair Value	Unrealized Valuation Increase/ (Decrease)	Total Foreign Exchange Change in B./A.C.V.	Current Year's (Amortization)/ Accretion	Adjustment to Carrying Value of Hedged Item	Potential Exposure	Credit Quality of Reference Entity	Hedge Effectiveness at Inception and at Quarter-end (b)
Forward Start IRS--116758--140 - CF FS LTC 54 Reentry - Fed Funds	Anticipatory cash flows	NA	Interest Rate	CSI	10/15/2030	10/15/2040		24,500,000	1.73% / (01S)						(3,426,479)				0	505,894		100% / 100%
Forward Start IRS--116759--140 - CF FS LTC 54 Reentry - Fed Funds	Anticipatory cash flows	NA	Interest Rate	CSI	11/15/2030	11/15/2040		17,000,000	1.73% / (01S)						(2,367,848)				0	351,901		100% / 100%
Forward Start IRS--116828--140 - CF FS LTC 54 Reentry - Fed Funds	Anticipatory cash flows	NA	Interest Rate	NATWEST	09/15/2030	09/15/2040		23,500,000	1.77% / (01S)						(3,251,020)				0	484,074		100% / 100%
Forward Start IRS--116922--140 - CF FS LTC 54 Reentry - Fed Funds	Anticipatory cash flows	NA	Interest Rate	BOA	03/15/2045	03/15/2055		20,000,000	1.39% / (01S)						(1,128,292)				0	561,041		100% / 100%
Forward Start IRS--116923--140 - CF FS LTC 54 Reentry - Fed Funds	Anticipatory cash flows	NA	Interest Rate	BOA	07/14/2045	07/14/2055		17,000,000	1.38% / (01S)						(947,057)				0	479,390		100% / 100%
Forward Start IRS--117021--140 - CF FS LTC 54 Reentry - Fed Funds	Anticipatory cash flows	NA	Interest Rate	BOA	07/15/2029	07/15/2039		27,000,000	1.7% / (01S)						(4,044,741)				0	536,614		100% / 100%
Forward Start IRS--117022--140 - CF FS LTC 54 Reentry - Fed Funds	Anticipatory cash flows	NA	Interest Rate	BOA	07/16/2029	07/16/2039		22,000,000	1.7% / (01S)						(3,295,313)				0	437,279		100% / 100%
Forward Start IRS--117110--140 - CF FS LTC 54 Reentry - Fed Funds	Anticipatory cash flows	NA	Interest Rate	NATWEST	01/15/2030	01/15/2040		25,000,000	1.78% / (01S)						(3,540,773)				0	504,729		100% / 100%
Forward Start IRS--117235--140 - CF FS LTC 54 Reentry - Fed Funds	Anticipatory cash flows	NA	Interest Rate	GSI	09/16/2030	09/16/2040		15,000,000	1.71% / (01S)						(2,122,994)				0	309,009		100% / 100%
Forward Start IRS--117236--140 - CF FS LTC 54 Reentry - Fed Funds	Anticipatory cash flows	NA	Interest Rate	GSI	11/15/2031	11/15/2041		10,500,000	1.7% / (01S)						(1,411,390)				0	223,601		100% / 100%
Forward Start IRS--117413--140 - CF FS LTC 54 Reentry - Fed Funds	Anticipatory cash flows	NA	Interest Rate	DBAG	11/15/2030	11/15/2040		20,000,000	1.67% / (01S)						(2,855,209)				0	414,002		100% / 100%
Forward Start IRS--117414--140 - CF FS LTC 54 Reentry - Fed Funds	Anticipatory cash flows	NA	Interest Rate	DBAG	11/15/2030	11/15/2040		13,500,000	1.67% / (01S)						(1,927,266)				0	279,451		100% / 100%
Forward Start IRS--117415--140 - CF FS LTC 54 Reentry - Fed Funds	Anticipatory cash flows	NA	Interest Rate	DBAG	11/15/2030	11/15/2040		13,000,000	1.67% / (01S)						(1,855,886)				0	269,101		100% / 100%
Forward Start IRS--117417--140 - CF FS LTC 54 Reentry - Fed Funds	Anticipatory cash flows	NA	Interest Rate	DBAG	04/15/2032	04/15/2042		10,000,000	1.66% / (01S)						(1,337,443)				0	215,368		100% / 100%

E06.17

STATEMENT AS OF SEPTEMBER 30, 2023 OF GENWORTH LIFE INSURANCE COMPANY

**SCHEDULE DB - PART A - SECTION 1**

Showing all Options, Caps, Floors, Collars, Swaps and Forwards Open as of Current Statement Date

1	2	3	4	5	6	7	8	9	10	11	12	13	14	15	16	17	18	19	20	21	22	23
Description	Description of Item(s) Hedged, Used for Income Generation or Replicated	Schedule/ Exhibit Identifier	Type(s) of Risk(s) (a)	Exchange, Counterparty or Central Clearinghouse	Trade Date	Date of Maturity or Expiration	Number of Contracts	Notional Amount	Strike Price, Rate or Index Received (Paid)	Cumulative Prior Year(s) Initial Cost of Un-discounted Premium (Received) Paid	Current Year Initial Cost of Un-discounted Premium (Received) Paid	Current Year Income	Book/ Adjusted Carrying Value	Code	Fair Value	Unrealized Valuation Increase/ (Decrease)	Total Foreign Exchange Change in B./A.C.V.	Current Year's (Amortization)/ Accretion	Adjustment to Carrying Value of Hedged Item	Potential Exposure	Credit Quality of Reference Entity	Hedge Effectiveness at Inception and at Quarter-end (b)
Forward Start IRS--116421--140 - CF FS LTC 54 Reentry - Fed Funds	Anticipatory cash flows	NA	Interest Rate	BOA	06/15/2035	06/15/2045		25,000,000	1.9% / (01S)						(2,437,039)				0	582,603		100% / 100%
Forward Start IRS--116827--140 - CF FS LTC 54 Reentry - Fed Funds	Anticipatory cash flows	NA	Interest Rate	NATWEST	08/15/2030	08/15/2040		18,000,000	1.77% / (01S)						(2,500,070)				0	369,852		100% / 100%
Forward Start IRS--116919--140 - CF FS LTC 54 Reentry - Fed Funds	Anticipatory cash flows	NA	Interest Rate	BOA	07/15/2042	07/15/2052		25,000,000	1.47% / (01S)						(1,639,705)				0	670,948		100% / 100%
Forward Start IRS--116924--140 - CF FS LTC 54 Reentry - Fed Funds	Anticipatory cash flows	NA	Interest Rate	BOA	10/16/2045	10/16/2055		18,000,000	1.37% / (01S)				0		(994,260)				0	509,640		100% / 100%
Forward Start IRS--116930--140 - CF FS LTC 54 Reentry - Fed Funds	Anticipatory cash flows	NA	Interest Rate	BOA	11/15/2047	11/15/2057		37,000,000	1.32% / (01S)						(1,875,256)				0	1,081,114		100% / 100%
Forward Start IRS--117018--140 - CF FS LTC 54 Reentry - Fed Funds	Anticipatory cash flows	NA	Interest Rate	BOA	02/15/2029	02/15/2039		12,000,000	1.7% / (01S)						(1,830,341)				0	235,373		100% / 100%
Forward Start IRS--117231--140 - CF FS LTC 54 Reentry - Fed Funds	Anticipatory cash flows	NA	Interest Rate	GSI	08/15/2030	08/15/2040		33,500,000	1.71% / (01S)						(4,760,807)				0	688,335		100% / 100%
Forward Start IRS--117232--140 - CF FS LTC 54 Reentry - Fed Funds	Anticipatory cash flows	NA	Interest Rate	GSI	08/15/2030	08/15/2040		26,000,000	1.71% / (01S)						(3,694,954)				0	534,230		100% / 100%
Forward Start IRS--116419--140 - CF FS LTC 54 Reentry - Fed Funds	Anticipatory cash flows	NA	Interest Rate	BOA	03/15/2035	03/15/2045		14,000,000	1.91% / (01S)						(1,389,980)				0	324,359		100% / 100%
Forward Start IRS--116422--140 - CF FS LTC 54 Reentry - Fed Funds	Anticipatory cash flows	NA	Interest Rate	BOA	07/16/2035	07/16/2045		22,000,000	1.9% / (01S)						(2,129,754)				0	513,692		100% / 100%
Forward Start IRS--116423--140 - CF FS LTC 54 Reentry - Fed Funds	Anticipatory cash flows	NA	Interest Rate	BOA	08/15/2035	08/15/2045		11,000,000	1.9% / (01S)						(1,058,967)				0	257,330		100% / 100%
Forward Start IRS--116760--140 - CF FS LTC 54 Reentry - Fed Funds	Anticipatory cash flows	NA	Interest Rate	CSI	01/15/2031	01/15/2041		18,000,000	1.73% / (01S)						(2,492,424)				0	374,414		100% / 100%
Forward Start IRS--116761--140 - CF FS LTC 54 Reentry - Fed Funds	Anticipatory cash flows	NA	Interest Rate	CSI	01/15/2031	01/15/2041		26,000,000	1.73% / (01S)						(3,600,168)				0	540,820		100% / 100%
Forward Start IRS--116824--140 - CF FS LTC 54 Reentry - Fed Funds	Anticipatory cash flows	NA	Interest Rate	NATWEST	03/15/2030	03/15/2040		25,000,000	1.77% / (01S)						(3,531,599)				0	507,267		100% / 100%

E06.18

STATEMENT AS OF SEPTEMBER 30, 2023 OF GENWORTH LIFE INSURANCE COMPANY

**SCHEDULE DB - PART A - SECTION 1**

Showing all Options, Caps, Floors, Collars, Swaps and Forwards Open as of Current Statement Date

1	2	3	4	5	6	7	8	9	10	11	12	13	14	15	16	17	18	19	20	21	22	23
Description	Description of Item(s) Hedged, Used for Income Generation or Replicated	Schedule/ Exhibit Identifier	Type(s) of Risk(s) (a)	Exchange, Counterparty or Central Clearinghouse	Trade Date	Date of Maturity or Expiration	Number of Contracts	Notional Amount	Strike Price, Rate or Index Received (Paid)	Cumulative Prior Year(s) Initial Cost of Un-discounted Premium (Received) Paid	Current Year Initial Cost of Un-discounted Premium (Received) Paid	Current Year Income	Book/ Adjusted Carrying Value	Code	Fair Value	Unrealized Valuation Increase/ (Decrease)	Total Foreign Exchange Change in B./A.C.V.	Current Year's (Amortization)/ Accretion	Adjustment to Carrying Value of Hedged Item	Potential Exposure	Credit Quality of Reference Entity	Hedge Effectiveness at Inception and at Quarter-end (b)
Forward Start IRS--116825--140 - CF FS LTC 54 Reentry - Fed Funds	Anticipatory cash flows	NA	Interest Rate	NATWEST	05/15/2030	05/15/2040		18,000,000	1.77% / (01S)						(2,523,520)				0	367,081		100% / 100%
Forward Start IRS--116829--140 - CF FS LTC 54 Reentry - Fed Funds	Anticipatory cash flows	NA	Interest Rate	NATWEST	10/15/2030	10/15/2040		12,500,000	1.77% / (01S)				0		(1,722,769)				0	258,109		100% / 100%
Forward Start IRS--117107--140 - CF FS LTC 54 Reentry - Fed Funds	Anticipatory cash flows	NA	Interest Rate	NATWEST	01/15/2030	01/15/2040		36,000,000	1.78% / (01S)				0		(5,098,713)				0	726,810		100% / 100%
Forward Start IRS--117109--140 - CF FS LTC 54 Reentry - Fed Funds	Anticipatory cash flows	NA	Interest Rate	NATWEST	01/15/2030	01/15/2040		32,500,000	1.78% / (01S)				0		(4,603,005)				0	656,148		100% / 100%
Forward Start IRS--117416--140 - CF FS LTC 54 Reentry - Fed Funds	Anticipatory cash flows	NA	Interest Rate	DBAG	11/15/2030	11/15/2040		12,500,000	1.67% / (01S)				0		(1,784,506)				0	258,751		100% / 100%
Forward Start IRS--117418--140 - CF FS LTC 54 Reentry - Fed Funds	Anticipatory cash flows	NA	Interest Rate	DBAG	10/15/2033	10/15/2043		10,000,000	1.65% / (01S)				0		(1,241,190)				0	223,913		100% / 100%
Forward Start IRS--116763--140 - CF FS LTC 54 Reentry - Fed Funds	Anticipatory cash flows	NA	Interest Rate	CSI	02/14/2031	02/14/2041		18,000,000	1.73% / (01S)				0		(2,482,677)				0	375,302		100% / 100%
Forward Start IRS--116927--140 - CF FS LTC 54 Reentry - Fed Funds	Anticipatory cash flows	NA	Interest Rate	BOA	02/15/2047	02/15/2057		38,000,000	1.34% / (01S)				0		(1,984,259)				0	1,098,107		100% / 100%
Forward Start IRS--117108--140 - CF FS LTC 54 Reentry - Fed Funds	Anticipatory cash flows	NA	Interest Rate	NATWEST	01/15/2030	01/15/2040		34,000,000	1.78% / (01S)						(4,815,451)				0	686,432		100% / 100%
Forward Start IRS--117419--140 - CF FS LTC 54 Reentry - Fed Funds	Anticipatory cash flows	NA	Interest Rate	DBAG	11/15/2034	11/15/2044		11,000,000	1.64% / (01S)						(1,263,198)				0	252,895		100% / 100%
Forward Start IRS--116826--140 - CF FS LTC 54 Reentry - Fed Funds	Anticipatory cash flows	NA	Interest Rate	NATWEST	06/14/2030	06/14/2040		28,000,000	1.77% / (01S)						(3,918,943)				0	572,424		100% / 100%
Forward Start IRS--117111--140 - CF FS LTC 54 Reentry - Fed Funds	Anticipatory cash flows	NA	Interest Rate	NATWEST	04/15/2031	04/15/2041		16,000,000	1.78% / (01S)						(2,139,781)				0	335,174		100% / 100%
Forward Start IRS--128978--145A - CF FSS LTC New - Fed Funds	Anticipatory cash flows	NA	Interest Rate	NATWEST	05/15/2030	05/15/2040		11,500,000	2.79% / (01S)						(915,928)				0	234,524		100% / 100%
Forward Start IRS--128976--145A - CF FSS LTC New - Fed Funds	Anticipatory cash flows	NA	Interest Rate	CSI	11/15/2028	11/15/2038		16,000,000	2.71% / (01S)						(1,442,438)				0	311,250		100% / 100%

E06.19

STATEMENT AS OF SEPTEMBER 30, 2023 OF GENWORTH LIFE INSURANCE COMPANY

**SCHEDULE DB - PART A - SECTION 1**

Showing all Options, Caps, Floors, Collars, Swaps and Forwards Open as of Current Statement Date

1	2	3	4	5	6	7	8	9	10	11	12	13	14	15	16	17	18	19	20	21	22	23
Description	Description of Item(s) Hedged, Used for Income Generation or Replicated	Schedule/ Exhibit Identifier	Type(s) of Risk(s) (a)	Exchange, Counterparty or Central Clearinghouse	Trade Date	Date of Maturity or Expiration	Number of Contracts	Notional Amount	Strike Price, Rate or Index Received (Paid)	Cumulative Prior Year(s) Initial Cost of Un-discounted Premium (Received) Paid	Current Year Initial Cost of Un-discounted Premium (Received) Paid	Current Year Income	Book/ Adjusted Carrying Value	Code	Fair Value	Unrealized Valuation Increase/ (Decrease)	Total Foreign Exchange Change in B./A.C.V.	Current Year's (Amortization)/ Accretion	Adjustment to Carrying Value of Hedged Item	Potential Exposure	Credit Quality of Reference Entity	Hedge Effectiveness at Inception and at Quarter-end (b)
Forward Start IRS--128923--145A - CF FSS LTC New - Fed Funds	Anticipatory cash flows	NA	Interest Rate	DBAG	05/15/2028	05/15/2038		15,500,000	2.82% / (01S)						(1,309,021)				0	296,460		100% / 100%
Forward Start IRS--128922--140A - CF FS LTC 54 Reentry - Fed Funds	Anticipatory cash flows	NA	Interest Rate	DBAG	02/16/2027	02/16/2037		10,000,000	2.82% / (01S)						(863,745)				0	182,974		100% / 100%
Forward Start IRS--128998--140A - CF FS LTC 54 Reentry - Fed Funds	Anticipatory cash flows	NA	Interest Rate	DBAG	12/15/2026	12/15/2036		34,000,000	2.75% / (01S)						(3,105,720)				0	618,089		100% / 100%
Forward Start IRS--128977--140A - CF FS LTC 54 Reentry - Fed Funds	Anticipatory cash flows	NA	Interest Rate	CSI	05/15/2029	05/15/2039		6,000,000	2.71% / (01S)						(529,423)				0	118,615		100% / 100%
Forward Start IRS--129102--140A - CF FS LTC 54 Reentry - Fed Funds	Anticipatory cash flows	NA	Interest Rate	NATWEST	03/15/2030	03/15/2040		21,000,000	2.95% / (01S)						(1,489,444)				0	426,105		100% / 100%
Forward Start IRS--129145--145A - CF FSS LTC New - Fed Funds	Anticipatory cash flows	NA	Interest Rate	DBAG	10/15/2027	10/15/2037		16,000,000	3.09% / (01S)						(1,083,680)				0	299,889		100% / 100%
Forward Start IRS--129169--140A - CF FS LTC 54 Reentry - Fed Funds	Anticipatory cash flows	NA	Interest Rate	BOA	12/15/2029	12/15/2039		35,000,000	3.04% / (01S)						(2,324,679)				0	704,778		100% / 100%
Forward Start IRS--129213--140A - CF FS LTC 54 Reentry - Fed Funds	Anticipatory cash flows	NA	Interest Rate	NATWEST	04/15/2030	04/15/2040		12,000,000	3.09% / (01S)						(744,920)				0	244,115		100% / 100%
Forward Start IRS--129072--140A - CF FS LTC 54 Reentry - Fed Funds	Anticipatory cash flows	NA	Interest Rate	NATWEST	01/15/2027	01/15/2037		10,000,000	2.8% / (01S)						(877,143)				0	182,374		100% / 100%
Forward Start IRS--129144--140A - CF FS LTC 54 Reentry - Fed Funds	Anticipatory cash flows	NA	Interest Rate	BOA	05/15/2028	05/15/2038		47,500,000	3.09% / (01S)						(3,190,833)				0	908,507		100% / 100%
Forward Start IRS--129094--140A - CF FS LTC 54 Reentry - Fed Funds	Anticipatory cash flows	NA	Interest Rate	CSI	09/15/2029	09/15/2039		27,000,000	2.9% / (01S)					0	(2,037,737)				0	539,491		100% / 100%
Forward Start IRS--129324--145A - CF FSS LTC New - Fed Funds	Anticipatory cash flows	NA	Interest Rate	BOA	09/16/2026	09/16/2036		20,000,000	2.83% / (01S)						(1,700,204)				0	360,175		100% / 100%
Forward Start IRS--129318--145A - CF FSS LTC New - Fed Funds	Anticipatory cash flows	NA	Interest Rate	DBAG	05/15/2029	05/15/2039		14,000,000	2.87% / (01S)						(1,096,223)				0	276,769		100% / 100%
Forward Start IRS--129341--140A - CF FS LTC 54 Reentry - Fed Funds	Anticipatory cash flows	NA	Interest Rate	BOA	08/15/2028	08/15/2038		60,000,000	2.95% / (01S)					0	(4,544,173)				0	1,157,430		100% / 100%
Forward Start IRS--129329--140A - CF FS LTC 54 Reentry - Fed Funds	Anticipatory cash flows	NA	Interest Rate	NATWEST	04/15/2026	04/15/2036		6,000,000	2.97% / (01S)						(463,746)				0	106,281		100% / 100%

EOG:20

STATEMENT AS OF SEPTEMBER 30, 2023 OF GENWORTH LIFE INSURANCE COMPANY

**SCHEDULE DB - PART A - SECTION 1**

Showing all Options, Caps, Floors, Collars, Swaps and Forwards Open as of Current Statement Date

1	2	3	4	5	6	7	8	9	10	11	12	13	14	15	16	17	18	19	20	21	22	23
Description	Description of Item(s) Hedged, Used for Income Generation or Replicated	Schedule/ Exhibit Identifier	Type(s) of Risk(s) (a)	Exchange, Counterparty or Central Clearinghouse	Trade Date	Date of Maturity or Expiration	Number of Contracts	Notional Amount	Strike Price, Rate or Index Received (Paid)	Cumulative Prior Year(s) Initial Cost of Un-discounted Premium (Received) Paid	Current Year Initial Cost of Un-discounted Premium (Received) Paid	Current Year Income	Book/ Adjusted Carrying Value	Code	Fair Value	Unrealized Valuation Increase/ (Decrease)	Total Foreign Exchange Change in B./A.C.V.	Current Year's (Amortization)/ Accretion	Adjustment to Carrying Value of Hedged Item	Potential Exposure	Credit Quality of Reference Entity	Hedge Effectiveness at Inception and at Quarter-end (b)
Forward Start IRS—129354—140A - CF FS LTC 54 Reentry - Fed Funds	Anticipatory cash flows	NA	Interest Rate	DBAG	06/15/2030	06/15/2040		27,000,000	2.89% / (OIS)						(1,986,383)				0	552,025		100% / 100%
Forward Start IRS—129494—140A - CF FS LTC 54 Reentry - Fed Funds	Anticipatory cash flows	NA	Interest Rate	DBAG	09/15/2029	09/15/2039		30,000,000	2.77% / (OIS)						(2,511,193)				0	599,435		100% / 100%
Forward Start IRS—129574—140A - CF FS LTC 54 Reentry - Fed Funds	Anticipatory cash flows	NA	Interest Rate	DBAG	12/15/2027	12/15/2037		35,000,000	2.93% / (OIS)				0		(2,744,946)				0	659,896		100% / 100%
Forward Start IRS—129566—140A - CF FS LTC 54 Reentry - Fed Funds	Anticipatory cash flows	NA	Interest Rate	BOA	05/15/2030	05/15/2040		39,500,000	2.91% / (OIS)						(2,871,097)				0	805,539		100% / 100%
Forward Start IRS—129639—140A - CF FS LTC 54 Reentry - Fed Funds	Anticipatory cash flows	NA	Interest Rate	BOA	07/15/2026	07/15/2036		29,000,000	2.86% / (OIS)						(2,445,245)				0	518,768		100% / 100%
Forward Start IRS—129621—140A - CF FS LTC 54 Reentry - Fed Funds	Anticipatory cash flows	NA	Interest Rate	NATWEST	01/15/2026	01/15/2036		28,000,000	2.8% / (OIS)						(2,496,612)				0	491,026		100% / 100%
Forward Start IRS—129540—140A - CF FS LTC 54 Reentry - Fed Funds	Anticipatory cash flows	NA	Interest Rate	NATWEST	07/15/2030	07/15/2040		33,500,000	2.81% / (OIS)						(2,613,086)				0	686,602		100% / 100%
Forward Start IRS—129671—140A - CF FS LTC 54 Reentry - Fed Funds	Anticipatory cash flows	NA	Interest Rate	MIZUHO	02/13/2026	02/13/2036		27,000,000	3% / (OIS)						(2,023,881)				0	475,016		100% / 100%
Forward Start IRS—129755—140A - CF FS LTC 54 Reentry - Fed Funds	Anticipatory cash flows	NA	Interest Rate	BOA	08/16/2027	08/16/2037		18,000,000	3.17% / (OIS)				0		(1,129,568)				0	335,395		100% / 100%
Forward Start IRS—129821—140A - CF FS LTC 54 Reentry - Fed Funds	Anticipatory cash flows	NA	Interest Rate	MIZUHO	11/14/2025	11/14/2035		50,000,000	3.41% / (OIS)						(2,278,331)				0	870,758		100% / 100%
Forward Start IRS—129704—140A - CF FS LTC 54 Reentry - Fed Funds	Anticipatory cash flows	NA	Interest Rate	DBAG	03/15/2029	03/15/2039		35,500,000	3.13% / (OIS)						(2,231,253)				0	698,046		100% / 100%
Forward Start IRS—129718—140A - CF FS LTC 54 Reentry - Fed Funds	Anticipatory cash flows	NA	Interest Rate	MIZUHO	08/16/2027	08/16/2037		25,000,000	3.08% / (OIS)						(1,712,635)				0	465,827		100% / 100%
Forward Start IRS—129779—140A - CF FS LTC 54 Reentry - Fed Funds	Anticipatory cash flows	NA	Interest Rate	DBAG	12/15/2025	12/15/2035		13,000,000	3.17% / (OIS)						(822,508)				0	227,188		100% / 100%
Forward Start IRS—129754—140A - CF FS LTC 54 Reentry - Fed Funds	Anticipatory cash flows	NA	Interest Rate	NATWEST	08/16/2027	08/16/2037		30,000,000	3.18% / (OIS)						(1,858,537)				0	558,992		100% / 100%

E06.21



STATEMENT AS OF SEPTEMBER 30, 2023 OF GENWORTH LIFE INSURANCE COMPANY

**SCHEDULE DB - PART A - SECTION 1**

Showing all Options, Caps, Floors, Collars, Swaps and Forwards Open as of Current Statement Date

1	2	3	4	5	6	7	8	9	10	11	12	13	14	15	16	17	18	19	20	21	22	23
Description	Description of Item(s) Hedged, Used for Income Generation or Replicated	Schedule/ Exhibit Identifier	Type(s) of Risk(s) (a)	Exchange, Counterparty or Central Clearinghouse	Trade Date	Date of Maturity or Expiration	Number of Contracts	Notional Amount	Strike Price, Rate or Index Received (Paid)	Cumulative Prior Year(s) Initial Cost of Un-discounted Premium (Received) Paid	Current Year Initial Cost of Un-discounted Premium (Received) Paid	Current Year Income	Book/ Adjusted Carrying Value	Code	Fair Value	Unrealized Valuation Increase/ (Decrease)	Total Foreign Exchange Change in B./A.C.V.	Current Year's (Amortization)/ Accretion	Adjustment to Carrying Value of Hedged Item	Potential Exposure	Credit Quality of Reference Entity	Hedge Effectiveness at Inception and at Quarter-end (b)
Forward Start IRS--129876--145A - CF FSS LTC New - Fed Funds .	Anticipatory cash flows	NA	Interest Rate	DBAG	12/17/2025	12/17/2035		20,000,000	2.83% / (01S)						(1,020,513)				0	349,599		100% / 100%
Forward Start IRS--129863--145A - CF FSS LTC New - Fed Funds .	Anticipatory cash flows	NA	Interest Rate	MIZUHO	06/18/2025	06/18/2035		20,000,000	2.83% / (01S)						(890,407)				0	342,393		100% / 100%
Forward Start IRS--130022--140A - CF FS LTC 54 Reentry - Fed Funds	Anticipatory cash flows	NA	Interest Rate	NATWEST	10/15/2031	10/15/2041		55,000,000	3.46% / (01S)						(2,056,619)				0	1,168,501		100% / 100%
Forward Start IRS--130074--145A - CF FSS LTC New - Fed Funds .	Anticipatory cash flows	NA	Interest Rate	MIZUHO	10/15/2026	10/15/2036		17,000,000	2.83% / (01S)						(527,002)				0	307,085		100% / 100%
Forward Start IRS--129871--145A - CF FSS LTC New - Fed Funds .	Anticipatory cash flows	NA	Interest Rate	BOA	09/17/2025	09/17/2035		20,000,000	2.83% / (01S)						(1,145,314)				0	346,014		100% / 100%
Forward Start IRS--130066--140A - CF FS LTC 54 Reentry - Fed Funds	Anticipatory cash flows	NA	Interest Rate	BOA	08/15/2031	08/15/2041		53,000,000	3.54% / (01S)				0		(1,750,080)				0	1,120,786		100% / 100%
Forward Start IRS--130096--140A - CF FS LTC 54 Reentry - Fed Funds	Anticipatory cash flows	NA	Interest Rate	DBAG	07/15/2030	07/15/2040		22,000,000	3.63% / (01S)				0		(658,217)				0	450,903		100% / 100%
Forward Start IRS--130141--145A - CF FSS LTC New - Fed Funds .	Anticipatory cash flows	NA	Interest Rate	NATWEST	04/15/2029	04/15/2039		14,000,000	2.83% / (01S)						(388,485)				0	276,041		100% / 100%
Forward Start IRS--130230--145A - CF FSS LTC New - Fed Funds .	Anticipatory cash flows	NA	Interest Rate	MIZUHO	04/15/2027	04/15/2037		16,000,000	2.83% / (01S)						(1,022,056)				0	294,490		100% / 100%
Forward Start IRS--130231--145A - CF FSS LTC New - Fed Funds .	Anticipatory cash flows	NA	Interest Rate	MIZUHO	11/15/2027	11/15/2037		16,000,000	2.83% / (01S)						(976,175)				0	300,793		100% / 100%
Forward Start IRS--130349--140A - CF FS LTC 54 Reentry - Fed Funds	Anticipatory cash flows	NA	Interest Rate	DBAG	10/15/2029	10/15/2039		18,000,000	3.1% / (01S)						(1,134,907)				0	360,585		100% / 100%
Forward Start IRS--130333--140A - CF FS LTC 54 Reentry - Fed Funds	Anticipatory cash flows	NA	Interest Rate	NATWEST	02/15/2028	02/15/2038		20,000,000	3.09% / (01S)						(1,349,719)				0	379,329		100% / 100%
Forward Start IRS--130252--140A - CF FS LTC 54 Reentry - Fed Funds	Anticipatory cash flows	NA	Interest Rate	NATWEST	09/15/2027	09/15/2037		8,000,000	3.07% / (01S)						(550,695)				0	149,505		100% / 100%
Forward Start IRS--130253--140A - CF FS LTC 54 Reentry - Fed Funds	Anticipatory cash flows	NA	Interest Rate	BOA	02/15/2028	02/15/2038		18,000,000	3.09% / (01S)						(1,212,391)				0	341,396		100% / 100%
Forward Start IRS--130286--140A - CF FS LTC 54 Reentry - Fed Funds	Anticipatory cash flows	NA	Interest Rate	BOA	02/15/2028	02/15/2038		10,000,000	3.03% / (01S)						(710,843)				0	189,664		100% / 100%

E06.22

STATEMENT AS OF SEPTEMBER 30, 2023 OF GENWORTH LIFE INSURANCE COMPANY

**SCHEDULE DB - PART A - SECTION 1**

Showing all Options, Caps, Floors, Collars, Swaps and Forwards Open as of Current Statement Date

1	2	3	4	5	6	7	8	9	10	11	12	13	14	15	16	17	18	19	20	21	22	23
Description	Description of Item(s) Hedged, Used for Income Generation or Replicated	Schedule/ Exhibit Identifier	Type(s) of Risk(s) (a)	Exchange, Counterparty or Central Clearinghouse	Trade Date	Date of Maturity or Expiration	Number of Contracts	Notional Amount	Strike Price, Rate or Index Received (Paid)	Cumulative Prior Year(s) Initial Cost of Un-discounted Premium (Received) Paid	Current Year Initial Cost of Un-discounted Premium (Received) Paid	Current Year Income	Book/ Adjusted Carrying Value	Code	Fair Value	Unrealized Valuation Increase/ (Decrease)	Total Foreign Exchange Change in B./A.C.V.	Current Year's (Amortization)/ Accretion	Adjustment to Carrying Value of Hedged Item	Potential Exposure	Credit Quality of Reference Entity	Hedge Effectiveness at Inception and at Quarter-end (b)
Forward Start IRS—130421—140A - CF FS LTC 54 Reentry - Fed Funds	Anticipatory cash flows	NA	Interest Rate	NATWEST	09/14/2029	09/14/2039		18,000,000	3.23% / (01S)						(991,900)				0	359,630		100% / 100%
Forward Start IRS—130482—140A - CF FS LTC 54 Reentry - Fed Funds	Anticipatory cash flows	NA	Interest Rate	CSI	05/17/2032	05/17/2042		20,000,000	3.06% / (01S)						(1,145,831)				0	431,753		100% / 100%
Forward Start IRS—130483—140A - CF FS LTC 54 Reentry - Fed Funds	Anticipatory cash flows	NA	Interest Rate	BOA	05/17/2032	05/17/2042		21,000,000	3.11% / (01S)						(1,146,223)				0	453,341		100% / 100%
Forward Start IRS—130456—140A - CF FS LTC 54 Reentry - Fed Funds	Anticipatory cash flows	NA	Interest Rate	DBAG	06/15/2030	06/15/2040		28,000,000	3.06% / (01S)						(1,779,111)				0	572,471		100% / 100%
Forward Start IRS—130504—140A - CF FS LTC 54 Reentry - Fed Funds	Anticipatory cash flows	NA	Interest Rate	DBAG	12/15/2029	12/15/2039		33,000,000	3.08% / (01S)			0	0		(2,104,251)				0	664,505		100% / 100%
Forward Start IRS—130468—140A - CF FS LTC 54 Reentry - Fed Funds	Anticipatory cash flows	NA	Interest Rate	MIZUHO	02/15/2028	02/15/2038		30,000,000	3.11% / (01S)			0	0		(1,976,490)				0	568,993		100% / 100%
Forward Start IRS—130422—145A - CF FSS LTC New - Fed Funds	Anticipatory cash flows	NA	Interest Rate	MIZUHO	11/15/2026	11/15/2036		17,000,000	3.1% / (01S)			0	0		(1,145,612)				0	308,082		100% / 100%
Forward Start IRS—130475—140A - CF FS LTC 54 Reentry - Fed Funds	Anticipatory cash flows	NA	Interest Rate	NATWEST	05/16/2033	05/16/2043		9,700,000	3.05% / (01S)			0	0		(525,227)				0	214,929		100% / 100%
Forward Start IRS—130440—140A - CF FS LTC 54 Reentry - Fed Funds	Anticipatory cash flows	NA	Interest Rate	BOA	07/16/2029	07/16/2039		18,000,000	3.1% / (01S)			0	0		(1,152,323)				0	357,774		100% / 100%
Forward Start IRS—130441—140A - CF FS LTC 54 Reentry - Fed Funds	Anticipatory cash flows	NA	Interest Rate	BOA	05/14/2032	05/14/2042		15,000,000	3.13% / (01S)			0	0		(801,236)				0	323,744		100% / 100%
Forward Start IRS—130677—145A - CF FSS LTC New - Fed Funds	Anticipatory cash flows	NA	Interest Rate	MIZUHO	04/15/2028	04/15/2038		15,500,000	3.18% / (01S)			0	0		(945,736)				0	295,627		100% / 100%
Forward Start IRS—130704—140A - CF FS LTC 54 Reentry - Fed Funds	Anticipatory cash flows	NA	Interest Rate	MIZUHO	10/15/2026	10/15/2036		12,000,000	3.28% / (01S)			0	0		(660,104)				0	216,766		100% / 100%
Forward Start IRS—130653—140A - CF FS LTC 54 Reentry - Fed Funds	Anticipatory cash flows	NA	Interest Rate	CSI	02/18/2031	02/18/2041		25,000,000	3.23% / (01S)			0	0		(1,289,187)				0	521,416		100% / 100%
Forward Start IRS—130591—140A - CF FS LTC 54 Reentry - Fed Funds	Anticipatory cash flows	NA	Interest Rate	NATWEST	03/15/2029	03/15/2039		21,000,000	3.05% / (01S)			0	0		(1,425,978)				0	412,928		100% / 100%

E06.23

STATEMENT AS OF SEPTEMBER 30, 2023 OF GENWORTH LIFE INSURANCE COMPANY

**SCHEDULE DB - PART A - SECTION 1**

Showing all Options, Caps, Floors, Collars, Swaps and Forwards Open as of Current Statement Date

1	2	3	4	5	6	7	8	9	10	11	12	13	14	15	16	17	18	19	20	21	22	23
Description	Description of Item(s) Hedged, Used for Income Generation or Replicated	Schedule/ Exhibit Identifier	Type(s) of Risk(s) (a)	Exchange, Counterparty or Central Clearinghouse	Trade Date	Date of Maturity or Expiration	Number of Contracts	Notional Amount	Strike Price, Rate or Index Received (Paid)	Cumulative Prior Year(s) Initial Cost of Un-discounted Premium (Received) Paid	Current Year Initial Cost of Un-discounted Premium (Received) Paid	Current Year Income	Book/ Adjusted Carrying Value	Code	Fair Value	Unrealized Valuation Increase/ (Decrease)	Total Foreign Exchange Change in B./A.C.V.	Current Year's (Amortization)/ Accretion	Adjustment to Carrying Value of Hedged Item	Potential Exposure	Credit Quality of Reference Entity	Hedge Effectiveness at Inception and at Quarter-end (b)
Forward Start IRS—130748—140A - CF FS LTC 54 Reentry - Fed Funds	Anticipatory cash flows	NA	Interest Rate	MIZUHO	02/16/2027	02/16/2037		23,000,000	3.28% / (01S)		0		0		(1,244,423)				0	420,840		100% / 100%
Forward Start IRS—130621—140A - CF FS LTC 54 Reentry - Fed Funds	Anticipatory cash flows	NA	Interest Rate	NATWEST	04/15/2029	04/15/2039		21,500,000	3.15% / (01S)		0		0		(1,315,305)				0	423,919		100% / 100%
Forward Start IRS—130632—140A - CF FS LTC 54 Reentry - Fed Funds	Anticipatory cash flows	NA	Interest Rate	BOA	02/18/2031	02/18/2041		25,000,000	3.19% / (01S)		0		0		(1,353,601)				0	521,416		100% / 100%
Forward Start IRS—130747—140A - CF FS LTC 54 Reentry - Fed Funds	Anticipatory cash flows	NA	Interest Rate	NATWEST	02/16/2027	02/16/2037		30,000,000	3.28% / (01S)		0		0		(1,646,746)				0	548,922		100% / 100%
Forward Start IRS—130596—140A - CF FS LTC 54 Reentry - Fed Funds	Anticipatory cash flows	NA	Interest Rate	DBAG	02/15/2028	02/15/2038		30,000,000	3.07% / (01S)		0		0		(2,059,908)				0	568,993		100% / 100%
Forward Start IRS—130678—140A - CF FS LTC 54 Reentry - Fed Funds	Anticipatory cash flows	NA	Interest Rate	NATWEST	07/15/2030	07/15/2040		9,000,000	3.24% / (01S)		0		0		(474,537)				0	184,460		100% / 100%
Forward Start IRS—130698—140A - CF FS LTC 54 Reentry - Fed Funds	Anticipatory cash flows	NA	Interest Rate	CSI	09/15/2026	09/15/2036		16,000,000	3.28% / (01S)		0		0		(876,640)				0	288,110		100% / 100%
Forward Start IRS—130770—145A - CF FSS LTC New - Fed Funds	Anticipatory cash flows	NA	Interest Rate	CSI	12/16/2026	12/16/2036		20,000,000	3.39% / (01S)		0		0		(927,748)				0	363,620		100% / 100%
Forward Start IRS—130933—140A - CF FS LTC 54 Reentry - Fed Funds	Anticipatory cash flows	NA	Interest Rate	MIZUHO	11/15/2027	11/15/2037		20,000,000	3.15% / (01S)		0		0		(1,278,439)				0	375,992		100% / 100%
Forward Start IRS—130952—140A - CF FS LTC 54 Reentry - Fed Funds	Anticipatory cash flows	NA	Interest Rate	BOA	11/14/2031	11/14/2041		56,000,000	3.13% / (01S)		0		0		(3,077,990)				0	1,192,451		100% / 100%
Forward Start IRS—130767—140A - CF FS LTC 54 Reentry - Fed Funds	Anticipatory cash flows	NA	Interest Rate	DBAG	04/15/2026	04/15/2036		33,000,000	3.31% / (01S)		0		0		(1,745,511)				0	584,545		100% / 100%
Forward Start IRS—130838—140A - CF FS LTC 54 Reentry - Fed Funds	Anticipatory cash flows	NA	Interest Rate	DBAG	03/16/2026	03/16/2036		31,000,000	3.23% / (01S)		0		0		(1,814,653)				0	547,317		100% / 100%
Forward Start IRS—130904—140A - CF FS LTC 54 Reentry - Fed Funds	Anticipatory cash flows	NA	Interest Rate	NATWEST	10/15/2029	10/15/2039		19,000,000	3.13% / (01S)		0		0		(1,160,200)				0	380,618		100% / 100%
Forward Start IRS—130872—140A - CF FS LTC 54 Reentry - Fed Funds	Anticipatory cash flows	NA	Interest Rate	MIZUHO	07/15/2029	07/15/2039		30,000,000	3.18% / (01S)		0		0		(1,773,277)				0	596,238		100% / 100%

E06.24

STATEMENT AS OF SEPTEMBER 30, 2023 OF GENWORTH LIFE INSURANCE COMPANY

**SCHEDULE DB - PART A - SECTION 1**

Showing all Options, Caps, Floors, Collars, Swaps and Forwards Open as of Current Statement Date

1	2	3	4	5	6	7	8	9	10	11	12	13	14	15	16	17	18	19	20	21	22	23
Description	Description of Item(s) Hedged, Used for Income Generation or Replicated	Schedule/ Exhibit Identifier	Type(s) of Risk(s) (a)	Exchange, Counterparty or Central Clearinghouse	Trade Date	Date of Maturity or Expiration	Number of Contracts	Notional Amount	Strike Price, Rate or Index Received (Paid)	Cumulative Prior Year(s) Initial Cost of Un-discounted Premium (Received) Paid	Current Year Initial Cost of Un-discounted Premium (Received) Paid	Current Year Income	Book/ Adjusted Carrying Value	Code	Fair Value	Unrealized Valuation Increase/ (Decrease)	Total Foreign Exchange Change in B./A.C.V.	Current Year's (Amortization)/ Accretion	Adjustment to Carrying Value of Hedged Item	Potential Exposure	Credit Quality of Reference Entity	Hedge Effectiveness at Inception and at Quarter-end (b)
Forward Start IRS—130899—140A - CF FS LTC 54 Reentry - Fed Funds	Anticipatory cash flows	NA	Interest Rate	DBAG	07/14/2028	07/14/2038		22,000,000	3.13% / (OIS)		0		0		(1,413,206)				0	423,139		100% / 100%
Forward Start IRS—131157—140A - CF FS LTC 54 Reentry - Fed Funds	Anticipatory cash flows	NA	Interest Rate	MIZUHO	10/15/2029	10/15/2039		23,000,000	3% / (OIS)		0		0		(1,276,841)				0	460,748		100% / 100%
Forward Start IRS—131136—140A - CF FS LTC 54 Reentry - Fed Funds	Anticipatory cash flows	NA	Interest Rate	MIZUHO	11/15/2027	11/15/2037		27,000,000	3.13% / (OIS)		0		0		(1,759,832)				0	507,589		100% / 100%
Forward Start IRS—131097—140A - CF FS LTC 54 Reentry - Fed Funds	Anticipatory cash flows	NA	Interest Rate	NATWEST	10/15/2030	10/15/2040		22,000,000	3% / (OIS)		0		0		(1,345,093)				0	454,272		100% / 100%
Forward Start IRS—131335—140A - CF FS LTC 54 Reentry - Fed Funds	Anticipatory cash flows	NA	Interest Rate	NATWEST	07/14/2028	07/14/2038		25,000,000	3.27% / (OIS)		0		0		(1,377,860)				0	480,840		100% / 100%
Forward Start IRS—131280—140A - CF FS LTC 54 Reentry - Fed Funds	Anticipatory cash flows	NA	Interest Rate	BOA	08/15/2029	08/15/2039		29,000,000	3.25% / (OIS)		0		0		(1,574,635)				0	577,911		100% / 100%
Forward Start IRS—131401—140A - CF FS LTC 54 Reentry - Fed Funds	Anticipatory cash flows	NA	Interest Rate	MIZUHO	03/16/2026	03/16/2036		30,000,000	3% / (OIS)		0		0		(1,683,522)				0	529,661		100% / 100%
Forward Start IRS—131251—140A - CF FS LTC 54 Reentry - Fed Funds	Anticipatory cash flows	NA	Interest Rate	DBAG	07/14/2028	07/14/2038		30,000,000	3% / (OIS)		0		0		(1,693,904)				0	577,008		100% / 100%
Forward Start IRS—131785—140A - CF FS LTC 54 Reentry - Fed Funds	Anticipatory cash flows	NA	Interest Rate	MIZUHO	07/15/2030	07/15/2040		23,000,000	3% / (OIS)		0		0		(1,192,426)				0	471,398		100% / 100%
Forward Start IRS—131556—140A - CF FS LTC 54 Reentry - Fed Funds	Anticipatory cash flows	NA	Interest Rate	MIZUHO	05/15/2026	05/15/2036		34,000,000	3% / (OIS)		0		0		(1,990,922)				0	604,227		100% / 100%
Forward Start IRS—131784—140A - CF FS LTC 54 Reentry - Fed Funds	Anticipatory cash flows	NA	Interest Rate	NATWEST	07/14/2028	07/14/2038		15,000,000	3% / (OIS)		0		0		(868,152)				0	288,504		100% / 100%
Forward Start IRS—131835—140A - CF FS LTC 54 Reentry - Fed Funds	Anticipatory cash flows	NA	Interest Rate	BOA	05/15/2031	05/15/2041		17,000,000	3.35% / (OIS)		0		0		(755,064)				0	356,956		100% / 100%
Forward Start IRS—131806—140A - CF FS LTC 54 Reentry - Fed Funds	Anticipatory cash flows	NA	Interest Rate	MIZUHO	04/15/2030	04/15/2040		20,000,000	3.31% / (OIS)		0		0		(978,816)				0	406,859		100% / 100%
Forward Start IRS—131909—140A - CF FS LTC 54 Reentry - Fed Funds	Anticipatory cash flows	NA	Interest Rate	MIZUHO	03/15/2029	03/15/2039		21,000,000	3.4% / (OIS)		0		0		(966,290)				0	412,928		100% / 100%

E06.25

STATEMENT AS OF SEPTEMBER 30, 2023 OF GENWORTH LIFE INSURANCE COMPANY

**SCHEDULE DB - PART A - SECTION 1**

Showing all Options, Caps, Floors, Collars, Swaps and Forwards Open as of Current Statement Date

1	2	3	4	5	6	7	8	9	10	11	12	13	14	15	16	17	18	19	20	21	22	23
Description	Description of Item(s) Hedged, Used for Income Generation or Replicated	Schedule/ Exhibit Identifier	Type(s) of Risk(s) (a)	Exchange, Counterparty or Central Clearinghouse	Trade Date	Date of Maturity or Expiration	Number of Contracts	Notional Amount	Strike Price, Rate or Index Received (Paid)	Cumulative Prior Year(s) Initial Cost of Un-discounted Premium (Received) Paid	Current Year Initial Cost of Un-discounted Premium (Received) Paid	Current Year Income	Book/ Adjusted Carrying Value	Code	Fair Value	Unrealized Valuation Increase/ (Decrease)	Total Foreign Exchange Change in B./A.C.V.	Current Year's (Amortization)/ Accretion	Adjustment to Carrying Value of Hedged Item	Potential Exposure	Credit Quality of Reference Entity	Hedge Effectiveness at Inception and at Quarter-end (b)
Forward Start IRS—131801—140A - CF FS LTC 54 Reentry - Fed Funds	Anticipatory cash flows	NA	Interest Rate	NATWEST	01/15/2027	01/15/2037		28,000,000	3.29% / (01S)						(1,523,988)					510,647		100% / 100%
Forward Start IRS—131818—145A - CF FSS LTC New - Fed Funds	Anticipatory cash flows	NA	Interest Rate	DBAG	04/15/2026	04/15/2036		17,000,000	3.43% / (01S)						(752,716)					301,129		100% / 100%
Forward Start IRS—131999—140A - CF FS LTC 54 Reentry - Fed Funds	Anticipatory cash flows	NA	Interest Rate	DBAG	08/15/2026	08/15/2036		56,000,000	3.65% / (01S)						(1,630,855)					1,005,076		100% / 100%
Forward Start IRS—132083—140A - CF FS LTC 54 Reentry - Fed Funds	Anticipatory cash flows	NA	Interest Rate	BOA	02/15/2030	02/15/2040		4,500,000	3.78% / (01S)		0				(97,365)					91,088		100% / 100%
Forward Start IRS—132090—145A - CF FSS LTC New - Fed Funds	Anticipatory cash flows	NA	Interest Rate	NATWEST	11/15/2029	11/15/2039		13,500,000	3.89% / (01S)		0				(202,724)					271,153		100% / 100%
Forward Start IRS—132149—140A - CF FS LTC 54 Reentry - Fed Funds	Anticipatory cash flows	NA	Interest Rate	MIZUHO	10/15/2029	10/15/2039		13,500,000	3.75% / (01S)		0				(318,327)					270,439		100% / 100%
Forward Start IRS—132183—140A - CF FS LTC 54 Reentry - Fed Funds	Anticipatory cash flows	NA	Interest Rate	DBAG	02/15/2030	02/15/2040		4,100,000	3.78% / (01S)		0				(88,711)					82,991		100% / 100%
Forward Start IRS—132253—140A - CF FS LTC 54 Reentry - Fed Funds	Anticipatory cash flows	NA	Interest Rate	MIZUHO	06/15/2029	06/15/2039		2,700,000	3.8% / (01S)		0				(56,229)					53,522		100% / 100%
Forward Start IRS—132184—140A - CF FS LTC 54 Reentry - Fed Funds	Anticipatory cash flows	NA	Interest Rate	DBAG	02/15/2030	02/15/2040		4,500,000	3.78% / (01S)		0				(97,365)					91,088		100% / 100%
Forward Start IRS—132252—140A - CF FS LTC 54 Reentry - Fed Funds	Anticipatory cash flows	NA	Interest Rate	MIZUHO	06/15/2029	06/15/2039		2,200,000	3.8% / (01S)		0				(45,816)					43,610		100% / 100%
Forward Start IRS—132254—140A - CF FS LTC 54 Reentry - Fed Funds	Anticipatory cash flows	NA	Interest Rate	MIZUHO	06/15/2029	06/15/2039		2,700,000	3.8% / (01S)		0				(56,229)					53,522		100% / 100%
Forward Start IRS—132231—140A - CF FS LTC 54 Reentry - Fed Funds	Anticipatory cash flows	NA	Interest Rate	NATWEST	09/15/2031	09/15/2041		16,000,000	3.81% / (01S)		0				(284,934)					339,153		100% / 100%
Forward Start IRS—132185—140A - CF FS LTC 54 Reentry - Fed Funds	Anticipatory cash flows	NA	Interest Rate	DBAG	02/15/2030	02/15/2040		4,800,000	3.78% / (01S)		0				(103,856)					97,160		100% / 100%
Forward Start IRS—132177—145A - CF FSS LTC New - Fed Funds	Anticipatory cash flows	NA	Interest Rate	NATWEST	04/15/2030	04/15/2040		11,500,000	3.8% / (01S)		0				(231,302)					233,944		100% / 100%

E06.26

STATEMENT AS OF SEPTEMBER 30, 2023 OF GENWORTH LIFE INSURANCE COMPANY

**SCHEDULE DB - PART A - SECTION 1**

Showing all Options, Caps, Floors, Collars, Swaps and Forwards Open as of Current Statement Date

1	2	3	4	5	6	7	8	9	10	11	12	13	14	15	16	17	18	19	20	21	22	23
Description	Description of Item(s) Hedged, Used for Income Generation or Replicated	Schedule/ Exhibit Identifier	Type(s) of Risk(s) (a)	Exchange, Counterparty or Central Clearinghouse	Trade Date	Date of Maturity or Expiration	Number of Contracts	Notional Amount	Strike Price, Rate or Index Received (Paid)	Cumulative Prior Year(s) Initial Cost of Un-discounted Premium (Received) Paid	Current Year Initial Cost of Un-discounted Premium (Received) Paid	Current Year Income	Book/ Adjusted Carrying Value	Code	Fair Value	Unrealized Valuation Increase/ (Decrease)	Total Foreign Exchange Change in B./A.C.V.	Current Year's (Amortization)/ Accretion	Adjustment to Carrying Value of Hedged Item	Potential Exposure	Credit Quality of Reference Entity	Hedge Effectiveness at Inception and at Quarter-end (b)
Forward Start IRS—132168—140A - CF FS LTC 54 Reentry - Fed Funds	Anticipatory cash flows	NA	Interest Rate	BOA	10/15/2029	10/15/2039		17,500,000	3.73% / (01S)		0				(438,702)					350,569		100% / 100%
Forward Start IRS—132205—140A - CF FS LTC 54 Reentry - Fed Funds	Anticipatory cash flows	NA	Interest Rate	BOA	08/15/2031	08/15/2041		17,000,000	3.73% / (01S)		0				(383,244)					359,497		100% / 100%
099999999. Subtotal - Swaps - Hedging Effective Excluding Variable Annuity Guarantees Under SSAP No.108 - Interest Rate										0	0	0	0	XXX	(776,982,634)	0	0	0	0	177,631,351	XXX	XXX
Cross Currency - Asset Swaps—102695—70P - CF Non USD Private	Anticipatory cash flows	Sched D	Currency	BOA	09/27/2018	09/27/2033		19,741,500	4.3% USD / (2.87% GBP)			241,334	1,455,000		3,214,996		(172,500)		0	312,141		100% / 100%
Cross Currency - Asset Swaps—103093—70P - CF Non USD Private	Anticipatory cash flows	Sched D	Currency	BOA	10/12/2018	10/12/2028		5,835,000	4.24% USD / (1.82% GBP)			111,805	551,500		770,316		66,000		0	65,487		100% / 100%
Cross Currency - Asset Swaps—107183—70C - CF Cross Currency - Non USD Bonds	Anticipatory cash flows	Sched D	Currency	BOA	11/30/2018	11/30/2030		4,608,800	4.57% USD / (2.63% EUR)			75,263	382,000		523,320		52,800		0	61,716		100% / 100%
Cross Currency - Asset Swaps—107184—70C - CF Cross Currency - Non USD Bonds	Anticipatory cash flows	Sched D	Currency	BOA	11/30/2018	11/30/2030		3,456,600	4.57% USD / (2.63% EUR)			56,448	286,500		392,490		39,600		0	46,287		100% / 100%
Cross Currency - Asset Swaps—107505—70C - CF Cross Currency - Non USD Bonds	Anticipatory cash flows	Sched D	Currency	BOA	10/15/2018	04/15/2028		11,379,900	7.78% USD / (5.00% EUR)			260,285	812,900		1,425,206		132,000		0	121,307		100% / 100%
Cross Currency - Asset Swaps—107722—70C - CF Cross Currency - Non USD Bonds	Anticipatory cash flows	Sched D	Currency	BOA	10/26/2018	05/15/2029		6,873,000	7.36% USD / (4.63% EUR)			155,394	532,800		968,480		79,200		0	81,521		100% / 100%
Cross Currency - Asset Swaps—107887—70C - CF Cross Currency - Non USD Bonds	Anticipatory cash flows	Sched D	Currency	BOA	02/15/2019	06/15/2031		9,019,840	5.63% USD / (3.13% EUR)			175,554	566,240		1,197,915		105,600		0	125,245		100% / 100%
Cross Currency - Asset Swaps—109638—70C - CF Cross Currency - Non USD Bonds	Anticipatory cash flows	Sched D	Currency	BOA	04/29/2019	11/15/2029		2,224,400	6.5% USD / (3.88% EUR)			45,601	111,000		246,423		26,400		0	27,540		100% / 100%
Cross Currency - Asset Swaps—109639—70C - CF Cross Currency - Non USD Bonds	Anticipatory cash flows	Sched D	Currency	BOA	04/29/2019	11/15/2029		1,112,200	6.5% USD / (3.88% EUR)			22,801	55,500		123,211		13,200		0	13,770		100% / 100%
Cross Currency - Asset Swaps—110430—70P - CF Non USD Private	Anticipatory cash flows	Sched D	Currency	CSI	09/26/2019	09/26/2031		13,360,800	4.15% USD / (1.95% EUR)			228,348	680,400		1,369,980		158,400		0	188,886		100% / 100%
Cross Currency - Asset Swaps—123734—70P - CF Non USD Private	Anticipatory cash flows	Sched D	Currency	NATWEST	03/10/2021	03/10/2033		16,980,600	3.56% USD / (2.92% GBP)			95,068	1,132,300		1,579,323		(149,500)		0	260,990		100% / 100%
Cross Currency - Asset Swaps—129532—70P - CF Non USD Private	Anticipatory cash flows	Sched D	Currency	DBAG	09/28/2022	09/28/2032		6,080,400	5.11% USD / (3.7% EUR)			50,902	(259,800)		(282,261)		79,200		0	91,220		100% / 100%
101999999. Subtotal - Swaps - Hedging Effective Excluding Variable Annuity Guarantees Under SSAP No.108 - Foreign Exchange										0	0	1,518,803	6,306,340	XXX	11,529,400	0	430,400	0	0	1,396,109	XXX	XXX
104999999. Subtotal - Swaps - Hedging Effective Excluding Variable Annuity Guarantees Under SSAP No.108										0	0	1,518,803	6,306,340	XXX	(765,453,234)	0	430,400	0	0	179,027,459	XXX	XXX
110999999. Subtotal - Swaps - Hedging Effective Variable Annuity Guarantees Under SSAP No.108										0	0	0	0	XXX	0	0	0	0	0	0	XXX	XXX
116999999. Subtotal - Swaps - Hedging Other										0	0	0	0	XXX	0	0	0	0	0	0	XXX	XXX
122999999. Subtotal - Swaps - Replication										0	0	0	0	XXX	0	0	0	0	0	0	XXX	XXX

E06.27

STATEMENT AS OF SEPTEMBER 30, 2023 OF GENWORTH LIFE INSURANCE COMPANY

**SCHEDULE DB - PART A - SECTION 1**

Showing all Options, Caps, Floors, Collars, Swaps and Forwards Open as of Current Statement Date

1	2	3	4	5	6	7	8	9	10	11	12	13	14	15	16	17	18	19	20	21	22	23		
Description	Description of Item(s) Hedged, Used for Income Generation or Replicated	Schedule/ Exhibit Identifier	Type(s) of Risk(s) (a)	Exchange, Counterparty or Central Clearinghouse	Trade Date	Date of Maturity or Expiration	Number of Contracts	Notional Amount	Strike Price, Rate or Index Received (Paid)	Cumulative Prior Year(s) Initial Cost of Un-discounted Premium (Received) Paid	Current Year Initial Cost of Un-discounted Premium (Received) Paid	Current Year Income	Book/ Adjusted Carrying Value	Code	Fair Value	Unrealized Valuation Increase/ (Decrease)	Total Foreign Exchange Change in B./A.C.V.	Current Year's (Amortization)/ Accretion	Adjustment to Carrying Value of Hedged Item	Potential Exposure	Credit Quality of Reference Entity	Hedge Effectiveness at Inception and at Quarter-end (b)		
1289999999	Subtotal - Swaps - Income Generation									0	0	0	0	XXX	0	0	0	0	0	0	XXX	XXX		
1349999999	Subtotal - Swaps - Other									0	0	0	0	XXX	0	0	0	0	0	0	0	XXX	XXX	
1359999999	Total Swaps - Interest Rate									0	0	0	0	XXX	(776,982,634)	0	0	0	0	0	177,631,351	XXX	XXX	
1369999999	Total Swaps - Credit Default									0	0	0	0	XXX	0	0	0	0	0	0	0	0	XXX	XXX
1379999999	Total Swaps - Foreign Exchange									0	0	1,518,803	6,306,340	XXX	11,529,400	0	430,400	0	0	1,396,109	XXX	XXX		
1389999999	Total Swaps - Total Return									0	0	0	0	XXX	0	0	0	0	0	0	0	0	XXX	XXX
1399999999	Total Swaps - Other									0	0	0	0	XXX	0	0	0	0	0	0	0	0	XXX	XXX
1409999999	Total Swaps									0	0	1,518,803	6,306,340	XXX	(765,453,234)	0	430,400	0	0	179,027,459	XXX	XXX		
Forward Bond--131049--	Bond Purchase	NA	Interest	BOA	04/05/2033	02/15/2043		25,000,000	3.875% / NA		0				(1,680,146)					550,451		100% / 100%		
146 - NQ FIIB			Rate																					
Forward Bond--131068--	Bond Purchase	NA	Interest	DBAG	04/11/2033	02/15/2043		25,000,000	3.875% / NA		0				(1,715,985)					550,451		100% / 100%		
146 - NQ FIIB			Rate																					
Forward Bond--131111--	Bond Purchase	NA	Interest	JPM	04/18/2033	11/15/2044		25,000,000	3% / NA		0				(1,411,153)					574,762		100% / 100%		
146 - NQ FIIB			Rate																					
Forward Bond--131302--	Bond Purchase	NA	Interest	DBAG	05/17/2032	05/15/2042		25,000,000	3.25% / NA		0				(1,221,120)					539,612		100% / 100%		
146 - NQ FIIB			Rate																					
Forward Bond--131315--	Bond Purchase	NA	Interest	DBAG	05/17/2032	05/15/2042		25,000,000	3.25% / NA		0				(1,208,348)					539,612		100% / 100%		
146 - NQ FIIB			Rate																					
Forward Bond--131392--	Bond Purchase	NA	Interest	BOA	08/16/2032	08/15/2042		25,000,000	3.375% / NA		0				(1,073,717)					543,249		100% / 100%		
146 - NQ FIIB			Rate																					
Forward Bond--131250--	Bond Purchase	NA	Interest	JPM	11/15/2032	08/15/2042		25,000,000	3.375% / NA		0				(1,303,458)					543,249		100% / 100%		
146 - NQ FIIB			Rate																					
Forward Bond--131330--	Bond Purchase	NA	Interest	JPM	08/16/2032	08/15/2042		25,000,000	3.375% / NA		0				(1,135,981)					543,249		100% / 100%		
146 - NQ FIIB			Rate																					
Forward Bond--131505--	Bond Purchase	NA	Interest	BOA	11/15/2032	05/15/2044		25,000,000	3.375% / NA		0				(1,481,426)					567,868		100% / 100%		
146 - NQ FIIB			Rate																					
Forward Bond--131482--	Bond Purchase	NA	Interest	JPM	02/15/2033	08/15/2044		25,000,000	3.125% / NA		0				(1,187,086)					571,325		100% / 100%		
146 - NQ FIIB			Rate																					
Forward Bond--131697--	Bond Purchase	NA	Interest	JPM	02/15/2033	08/15/2044		25,000,000	3.125% / NA		0				(1,254,039)					571,325		100% / 100%		
146 - NQ FIIB			Rate																					
Forward Bond--131813--	Bond Purchase	NA	Interest	BOA	05/16/2033	05/15/2044		25,000,000	3.375% / NA		0				(1,477,778)					567,868		100% / 100%		
146 - NQ FIIB			Rate																					
Forward Bond--131819--	Bond Purchase	NA	Interest	JPM	08/16/2032	02/15/2044		25,000,000	3.625% / NA		0				(1,064,444)					564,466		100% / 100%		
146 - NQ FIIB			Rate																					
Forward Bond--131904--	Bond Purchase	NA	Interest	DBAG	07/25/2033	05/15/2043		25,000,000	2.875% / NA		0				(1,265,781)					553,901		100% / 100%		
146 - NQ FIIB			Rate																					
Forward Bond--131857--	Bond Purchase	NA	Interest	BOA	07/11/2033	11/15/2043		25,000,000	3.75% / NA		0				(1,508,890)					560,966		100% / 100%		
146 - NQ FIIB			Rate																					
Forward Bond--132019--	Bond Purchase	NA	Interest	JPM	12/01/2032	11/15/2044		25,000,000	3% / NA		0				(901,864)					574,762		100% / 100%		
146 - NQ FIIB			Rate																					
Forward Bond--131996--	Bond Purchase	NA	Interest	BOA	12/15/2032	11/15/2044		25,000,000	3% / NA		0				(1,078,055)					574,762		100% / 100%		
146 - NQ FIIB			Rate																					
Forward Bond--132053--	Bond Purchase	NA	Interest	DBAG	02/18/2032	02/15/2043		25,000,000	3.125% / NA		0				(992,578)					550,451		100% / 100%		
146 - NQ FIIB			Rate																					
Forward Bond--131990--	Bond Purchase	NA	Interest	JPM	08/01/2033	05/15/2044		25,000,000	3.375% / NA		0				(1,303,044)					567,868		100% / 100%		
146 - NQ FIIB			Rate																					
Forward Bond--132059--	Bond Purchase	NA	Interest	JPM	02/17/2032	02/15/2043		25,000,000	3.125% / NA		0				(955,603)					550,451		100% / 100%		
146 - NQ FIIB			Rate																					
Forward Bond--132369--	Bond Purchase	NA	Interest	DBAG	10/04/2032	11/15/2043		25,000,000	3.75% / NA		0				(723,326)					560,966		100% / 100%		
146Q - Q FIIB			Rate																					
Forward Bond--132330--	Bond Purchase	NA	Interest	JPM	09/28/2032	11/15/2043		25,000,000	3.75% / NA		0				(799,316)					560,966		100% / 100%		
146Q - Q FIIB			Rate																					
Forward Bond--132319--	Bond Purchase	NA	Interest	BOA	09/23/2033	05/15/2043		25,000,000	2.875% / NA		0				(1,759,682)					553,901		100% / 100%		
146Q - Q FIIB			Rate																					
1419999999	Subtotal - Forwards - Hedging Effective Excluding Variable Annuity Guarantees Under SSAP No.108									0	0	0	0	XXX	(28,502,820)	0	0	0	0	0	12,836,485	XXX	XXX	
1479999999	Subtotal - Forwards									0	0	0	0	XXX	(28,502,820)	0	0	0	0	0	12,836,485	XXX	XXX	
1509999999	Subtotal - SSAP No. 108 Adjustments									0	0	0	0	XXX	0	0	0	0	0	0	0	XXX	XXX	

E06.28

STATEMENT AS OF SEPTEMBER 30, 2023 OF GENWORTH LIFE INSURANCE COMPANY

**SCHEDULE DB - PART A - SECTION 1**

Showing all Options, Caps, Floors, Collars, Swaps and Forwards Open as of Current Statement Date

1	2	3	4	5	6	7	8	9	10	11	12	13	14	15	16	17	18	19	20	21	22	23	
Description	Description of Item(s) Hedged, Used for Income Generation or Replicated	Schedule/ Exhibit Identifier	Type(s) of Risk(s) (a)	Exchange, Counterparty or Central Clearinghouse	Trade Date	Date of Maturity or Expiration	Number of Contracts	Notional Amount	Strike Price, Rate or Index Received (Paid)	Cumulative Prior Year(s) Initial Cost of Un-discounted Premium (Received) Paid	Current Year Initial Cost of Un-discounted Premium (Received) Paid	Current Year Income	Book/ Adjusted Carrying Value	Code	Fair Value	Unrealized Valuation Increase/ (Decrease)	Total Foreign Exchange Change in B./A.C.V.	Current Year's (Amortization)/ Accretion	Adjustment to Carrying Value of Hedged Item	Potential Exposure	Credit Quality of Reference Entity	Hedge Effectiveness at Inception and at Quarter-end (b)	
1689999999	Subtotal - Hedging Effective Excluding Variable Annuity Guarantees Under SSAP No.108									0	0	1,518,803	6,306,340	XXX	(793,956,053)	0	430,400	0	0	191,863,945	XXX	XXX	
1699999999	Subtotal - Hedging Effective Variable Annuity Guarantees Under SSAP No.108									0	0	0	0	XXX	0	0	0	0	0	0	0	XXX	XXX
1709999999	Subtotal - Hedging Other									0	0	0	0	XXX	0	0	0	0	0	0	0	XXX	XXX
1719999999	Subtotal - Replication									0	0	0	0	XXX	0	0	0	0	0	0	0	XXX	XXX
1729999999	Subtotal - Income Generation									0	0	0	0	XXX	0	0	0	0	0	0	0	XXX	XXX
1739999999	Subtotal - Other									0	0	0	0	XXX	0	0	0	0	0	0	0	XXX	XXX
1749999999	Subtotal - Adjustments for SSAP No. 108 Derivatives									0	0	0	0	XXX	0	0	0	0	0	0	0	XXX	XXX
1759999999	Totals									0	0	1,518,803	6,306,340	XXX	(793,956,053)	0	430,400	0	0	191,863,945	XXX	XXX	

(a)	Code	Description of Hedged Risk(s)

(b)	Code	Financial or Economic Impact of the Hedge at the End of the Reporting Period



Schedule DB - Part B - Section 1 - Futures Contracts Open

**N O N E**

Schedule DB - Part B - Section 1B - Brokers with whom cash deposits have been made

**N O N E**



STATEMENT AS OF SEPTEMBER 30, 2023 OF GENWORTH LIFE INSURANCE COMPANY

**SCHEDULE DB - PART D - SECTION 2**

Collateral for Derivative Instruments Open as of Current Statement Date

Collateral Pledged by Reporting Entity

1	2	3	4	5	6	7	8	9
Exchange, Counterparty or Central Clearinghouse	Type of Asset Pledged	CUSIP Identification	Description	Fair Value	Par Value	Book/Adjusted Carrying Value	Maturity Date	Type of Margin (I, V or IV)
CREDIT SUISSE INTERNATIONAL	Debt	912810-QC-5	T 4 1/2 08/15/39	28,752,429	29,487,000	30,522,251	08/15/2039	V
CREDIT SUISSE INTERNATIONAL	Debt	912810-RA-8	TII 0 5/8 02/15/43	47,464,444	49,000,000	58,542,949	02/15/2043	V
CREDIT SUISSE INTERNATIONAL	Debt	912810-FG-8	T 5 1/4 02/15/29	8,425,161	8,146,000	8,564,271	02/15/2029	V
CREDIT SUISSE INTERNATIONAL	Debt	75513E-BY-6	RTX 7.2 08/15/27	12,179,126	11,424,000	11,405,535	08/15/2027	I
CREDIT SUISSE INTERNATIONAL	Debt	101137-AE-7	BSX 6 1/4 11/15/35	25,583,335	23,996,000	23,934,938	11/15/2035	I
CREDIT SUISSE INTERNATIONAL	Debt	655844-BV-9	NSC 4.05 08/15/52	25,030,874	33,470,000	33,499,997	08/15/2052	I
CREDIT SUISSE INTERNATIONAL	Debt	912833-XY-1	S 0 08/15/30	6,220,529	8,551,000	6,213,664	08/15/2030	V
GOLDMAN SACHS INTERNATIONAL	Debt	912834-AD-0	S 0 11/15/37	5,735,154	11,420,000	5,899,941	11/15/2037	V
GOLDMAN SACHS INTERNATIONAL	Debt	912803-FG-3	SP 0 02/15/49	16,017,259	53,331,400	25,051,013	02/15/2049	V
GOLDMAN SACHS INTERNATIONAL	Debt	912810-RF-7	TII 1 3/8 02/15/44	59,599,407	54,149,200	72,334,483	02/15/2044	V
GOLDMAN SACHS INTERNATIONAL	Debt	373298-BR-8	GP 7 3/4 11/15/29	1,023,638	895,000	864,039	11/15/2029	V
NATWEST MARKETS PLC	Debt	912810-RL-4	TII 0 3/4 02/15/45	108,023,619	114,181,900	133,945,769	02/15/2045	V
NATWEST MARKETS PLC	Debt	912803-FG-3	SP 0 02/15/49	5,756,992	19,168,600	9,003,942	02/15/2049	V
NATWEST MARKETS PLC	Debt	912810-FG-8	T 5 1/4 02/15/29	19,500,121	18,854,000	19,822,092	02/15/2029	V
NATWEST MARKETS PLC	Debt	12201P-AN-6	COP 7.4 12/01/31	13,733,844	12,548,729	12,548,729	12/01/2031	V
DEUTSCHE BANK	Debt	912810-QS-0	T 3 3/4 08/15/41	8,347,220	9,666,564	9,666,564	08/15/2041	V
DEUTSCHE BANK	Debt	912810-QS-0	T 3 3/4 08/15/41	34,609,526	39,714,700	40,079,832	08/15/2041	I
DEUTSCHE BANK	Debt	912810-RL-4	TII 0 3/4 02/15/45	217,747,035	230,160,500	269,999,231	02/15/2045	V
DEUTSCHE BANK	Debt	912810-RL-4	TII 0 3/4 02/15/45	94,968,475	100,382,500	117,757,816	02/15/2045	I
DEUTSCHE BANK	Debt	912810-QK-7	T 3 7/8 08/15/40	13,678,190	15,302,000	16,058,613	08/15/2040	V
DEUTSCHE BANK	Debt	912810-QK-7	T 3 7/8 08/15/40	47,938,917	53,630,000	56,281,755	08/15/2040	I
DEUTSCHE BANK	Debt	912810-QL-5	T 4 1/4 11/15/40	7,417,675	7,830,000	8,404,500	11/15/2040	V
DEUTSCHE BANK	Debt	912810-QL-5	T 4 1/4 11/15/40	17,212,511	18,169,300	19,502,411	11/15/2040	I
DEUTSCHE BANK	Debt	912810-FE-3	T 5 1/2 08/15/28	3,595,672	3,445,000	3,682,555	08/15/2028	I
DEUTSCHE BANK	Debt	912810-QC-5	T 4 1/2 08/15/39	8,219,605	8,429,600	8,725,552	08/15/2039	V
DEUTSCHE BANK	Debt	912810-QC-5	T 4 1/2 08/15/39	2,031,499	2,083,400	2,156,546	08/15/2039	I
DEUTSCHE BANK	Debt	912810-QV-3	TII 0 3/4 02/15/42	18,509,961	18,020,700	22,452,363	02/15/2042	V
DEUTSCHE BANK	Debt	912810-QV-3	TII 0 3/4 02/15/42	11,292,794	10,994,300	13,698,026	02/15/2042	I
DEUTSCHE BANK	Debt	532457-BA-5	LLY 5.55 03/15/37	19,364,230	19,000,000	19,416,614	03/15/2037	V
BANK OF AMERICA	Debt	912810-QS-0	T 3 3/4 08/15/41	33,731,188	38,706,800	39,062,666	08/15/2041	I
BANK OF AMERICA	Debt	912810-RL-4	TII 0 3/4 02/15/45	28,916,603	30,565,100	35,855,646	02/15/2045	V
BANK OF AMERICA	Debt	912810-RL-4	TII 0 3/4 02/15/45	79,193,770	83,708,500	98,197,695	02/15/2045	I
BANK OF AMERICA	Debt	912810-QK-7	T 3 7/8 08/15/40	13,006,884	14,551,000	15,270,480	08/15/2040	V
BANK OF AMERICA	Debt	912810-FE-3	T 5 1/2 08/15/28	11,016,638	10,555,000	11,282,835	08/15/2028	V
BANK OF AMERICA	Debt	912810-FE-3	T 5 1/2 08/15/28	2,558,198	2,451,000	2,620,012	08/15/2028	I
BANK OF AMERICA	Debt	912810-RF-7	TII 1 3/8 02/15/44	130,150,738	118,248,800	157,961,075	02/15/2044	V
BANK OF AMERICA	Debt	912810-QB-7	T 4 1/4 05/15/39	13,439,952	14,000,000	13,846,421	05/15/2039	V
BANK OF AMERICA	Debt	912810-QV-3	TII 0 3/4 02/15/42	45,035,389	43,845,000	54,627,393	02/15/2042	I
MIZUHO BANK LTD	Debt	539830-BN-8	LMT 4.09 09/15/52	24,702,586	31,360,000	33,013,850	09/15/2052	V
MIZUHO BANK LTD	Debt	89417E-AH-2	TRV 5.35 11/01/40	1,629,302	1,657,000	1,657,000	11/01/2040	V
MIZUHO BANK LTD	Debt	655844-BV-9	NSC 4.05 08/15/52	7,005,205	9,367,000	9,375,395	08/15/2052	V
MIZUHO BANK LTD	Debt	701094-AP-9	PH 4 06/14/49	3,111,320	4,000,000	3,944,965	06/14/2049	V
MIZUHO BANK LTD	Debt	031162-CF-5	AMGN 4.663 06/15/51	4,131,200	5,000,000	4,847,702	06/15/2051	V
MIZUHO BANK LTD	Debt	172070-CP-7	DUK 5.4 06/15/33	5,759,135	5,987,000	5,713,815	06/15/2033	V
MIZUHO BANK LTD	Debt	12201P-AN-6	COP 7.4 12/01/31	9,852,614	8,664,000	9,002,417	12/01/2031	V
MIZUHO BANK LTD	Debt	871829-BH-9	SY 4.45 03/15/48	7,337,981	9,284,000	9,013,009	03/15/2048	V
JP MORGAN CHASE BANK	Debt	532457-BC-1	LLY 5.95 11/15/37	9,767,318	9,331,000	9,705,204	11/15/2037	V
JP MORGAN CHASE BANK	Debt	976656-BW-7	WEC 5 5/8 05/15/33	3,808,456	3,731,000	3,737,343	05/15/2033	V
JP MORGAN CHASE BANK	Debt	74340X-CC-3	PLD 3.05 03/01/50	3,097,766	5,015,000	4,009,852	03/01/2050	V
JP MORGAN CHASE BANK	Debt	25468P-CR-5	DIS 4 1/8 12/01/41	11,856,118	14,576,000	14,449,064	12/01/2041	V
<b>0199999999 - Total</b>				<b>1,337,087,603</b>	<b>1,449,502,800</b>	<b>1,597,230,396</b>	<b>XXX</b>	<b>XXX</b>

E09

STATEMENT AS OF SEPTEMBER 30, 2023 OF GENWORTH LIFE INSURANCE COMPANY

Collateral Pledged to Reporting Entity

1 Exchange, Counterparty or Central Clearinghouse	2 Type of Asset Pledged	3 CUSIP Identification	4 Description	5 Fair Value	6 Par Value	7 Book/Adjusted Carrying Value	8 Maturity Date	9 Type of Margin (I, V or IV)
<b>NONE</b>								
0299999999 - Total						XXX	XXX	XXX

Schedule DB - Part E - Derivatives Hedging Variable Annuity Guarantees

**N O N E**

Schedule DL - Part 1 - Reinvested Collateral Assets Owned

**N O N E**

Schedule DL - Part 2 - Reinvested Collateral Assets Owned

**N O N E**

STATEMENT AS OF SEPTEMBER 30, 2023 OF GENWORTH LIFE INSURANCE COMPANY

**SCHEDULE E - PART 1 - CASH**

Month End Depository Balances

1 Depository	2 Code	3 Rate of Interest	4 Amount of Interest Received During Current Quarter	5 Amount of Interest Accrued at Current Statement Date	Book Balance at End of Each Month During Current Quarter			9 *
					6 First Month	7 Second Month	8 Third Month	
Bank of America, N.A. .... New York, New York .....					(77,138,577)	(77,157,167)	(89,816,569)	.XXX.
Deutsche Bank Trust Company Americas ..... New York, New York .....					278,128	1,847,828	225,949	.XXX.
Federal Home Loan Bank Pittsburgh ..... Pittsburgh, PA .....					811,527	815,211	2,090,711	.XXX.
Fifth Third Bank ..... Cincinnati, OH .....					9,203,060	4,908,794	6,177,086	.XXX.
JP Morgan Chase Bank ..... New York, New York .....					(9,164,334)	(25,819,559)	(30,246,646)	.XXX.
The Bank of New York Mellon .. New York, New York .....					11,534,417	676,237	3,020,302	.XXX.
U.S. Bank, N.A. .... Milwaukee, WI .....					103,672	112,403	117,598	.XXX.
Wells Fargo Bank, N.A. .... San Francisco, CA .....					2,260,819	2,003,917	2,456,172	.XXX.
0199998. Deposits in ... depositories that do not exceed the allowable limit in any one depository (See instructions) - Open Depositories	XXX	XXX						XXX
0199999. Totals - Open Depositories	XXX	XXX	0	0	(62,111,288)	(92,612,336)	(105,975,397)	XXX
0299998. Deposits in ... depositories that do not exceed the allowable limit in any one depository (See instructions) - Suspended Depositories	XXX	XXX						XXX
0299999. Totals - Suspended Depositories	XXX	XXX	0	0	0	0	0	XXX
0399999. Total Cash on Deposit	XXX	XXX	0	0	(62,111,288)	(92,612,336)	(105,975,397)	XXX
0499999. Cash in Company's Office	XXX	XXX	XXX	XXX				XXX
.....								
.....								
.....								
.....								
0599999. Total - Cash	XXX	XXX	0	0	(62,111,288)	(92,612,336)	(105,975,397)	XXX

STATEMENT AS OF SEPTEMBER 30, 2023 OF GENWORTH LIFE INSURANCE COMPANY

**SCHEDULE E - PART 2 - CASH EQUIVALENTS**

Show Investments Owned End of Current Quarter

1	2	3	4	5	6	7	8	9
CUSIP	Description	Code	Date Acquired	Rate of Interest	Maturity Date	Book/Adjusted Carrying Value	Amount of Interest Due and Accrued	Amount Received During Year
0109999999	Total - U.S. Government Bonds					0	0	0
0309999999	Total - All Other Government Bonds					0	0	0
0509999999	Total - U.S. States, Territories and Possessions Bonds					0	0	0
0709999999	Total - U.S. Political Subdivisions Bonds					0	0	0
0909999999	Total - U.S. Special Revenues Bonds					0	0	0
1109999999	Total - Industrial and Miscellaneous (Unaffiliated) Bonds					0	0	0
1309999999	Total - Hybrid Securities					0	0	0
1509999999	Total - Parent, Subsidiaries and Affiliates Bonds					0	0	0
1909999999	Subtotal - Unaffiliated Bank Loans					0	0	0
2419999999	Total - Issuer Obligations					0	0	0
2429999999	Total - Residential Mortgage-Backed Securities					0	0	0
2439999999	Total - Commercial Mortgage-Backed Securities					0	0	0
2449999999	Total - Other Loan-Backed and Structured Securities					0	0	0
2459999999	Total - SVO Identified Funds					0	0	0
2469999999	Total - Affiliated Bank Loans					0	0	0
2479999999	Total - Unaffiliated Bank Loans					0	0	0
2509999999	Total Bonds					0	0	0
09248U-71-8	BLACKROCK LIQUIDITY:TEMPFUND I		09/29/2023	0.000		11,083,434	0	0
261908-10-7	DREYFUS TREAS&AGEN CASH MGMT I		09/25/2023	0.000		115,966,438	0	2,538,013
316175-50-4	FIDELITY INSTIT TREASURY I GLAIC 140135		09/22/2023	0.000		58,500,000	0	386,022
38141W-32-3	GOLDMAN SACHS FS TREAS OBLIG I		09/29/2023	0.000		106,244,467	0	373,769
44330V-46-4	HSBC US TREASURY MONEY MARKET HSBC US TREAS FUND 6063		07/17/2019	0.000		1,000,000	0	34,592
60934N-50-0	FEDERATEDGOVT OBLIG FUND INST		09/29/2023	0.000		9,300,000	0	105,046
61747C-58-2	MORGAN STANLEY TRY INSTL #8304		09/27/2023	0.000		13,540,000	0	0
825252-40-6	AIM STIT TREASURYCASH MGMT		04/27/2023	0.000		104,250,000	0	1,788,846
857492-55-7	STATE STREET INSTITUTIONAL TRE		09/13/2023	0.000		99,500,000	0	1,673,707
94975H-29-6	WELLS FARGO ADV TREAS PLUS MMF GIC		09/28/2023	0.000		21,000,000	0	0
316175-50-4	FIDELITY FIMM FUNDS - GOVT PORT INSTL CL		09/30/2023	0.000		15,482,115	0	519,660
60934N-50-0	FEDERATED TRSY OBLIG INST 68		09/30/2023	0.000		646,000	0	16,608
8209999999	Subtotal - Exempt Money Market Mutual Funds - as Identified by the SVO					556,512,454	0	7,436,263
25160K-30-6	DEUTSCHE ASSET MANAGEMENT: CASH MANAGEMENT INSTITUTIONAL		09/28/2023	0.000		4,791,607	0	0
8309999999	Subtotal - All Other Money Market Mutual Funds					4,791,607	0	0
8609999999	Total Cash Equivalents					561,304,061	0	7,436,263

E 14