



LIFE, ACCIDENT AND HEALTH COMPANIES/FRATERNAL BENEFIT SOCIETIES - ASSOCIATION EDITION

QUARTERLY STATEMENT

AS OF JUNE 30, 2023

OF THE CONDITION AND AFFAIRS OF THE

GENWORTH LIFE INSURANCE COMPANY

NAIC Group Code 4011 4011 NAIC Company Code 70025 Employer's ID Number 91-6027719
(Current) (Prior)

Organized under the Laws of Delaware, State of Domicile or Port of Entry DE

Country of Domicile United States of America

Licensed as business type: Life, Accident and Health [X] Fraternal Benefit Societies []

Incorporated/Organized 09/28/1956 Commenced Business 10/01/1956

Statutory Home Office 251 Little Falls Drive, Wilmington, DE, US 19808
(Street and Number) (City or Town, State, Country and Zip Code)

Main Administrative Office 6604 West Broad Street
(Street and Number)
Richmond, VA, US 23230 804-662-2400
(City or Town, State, Country and Zip Code) (Area Code) (Telephone Number)

Mail Address 6604 West Broad Street, Richmond, VA, US 23230
(Street and Number or P.O. Box) (City or Town, State, Country and Zip Code)

Primary Location of Books and Records 6604 West Broad Street
(Street and Number)
Richmond, VA, US 23230 804-662-2400
(City or Town, State, Country and Zip Code) (Area Code) (Telephone Number)

Internet Website Address www.genworth.com

Statutory Statement Contact Kathryn Howard 804-662-2722
(Name) (Area Code) (Telephone Number)
ComplianceARCOe.genworth@genworth.com 804-922-5547
(E-mail Address) (FAX Number)

OFFICERS

President & CEO Brian Keith Haendiges Treasurer Lisa Jones Baldyga
Secretary Vidal Joaquin Torres Jr Vice President & Controller Keith Allen Willingham

OTHER

Vidal Joaquin Torres Jr, SVP & General Counsel Thomas Joseph McInerney, Sr. Vice President Angela Rene Simmons, SVP & Chief Financial Officer
Michael Powers, SVP & Chief Information Officer Kelly Alison Saltzgaber, SVP & Chief Investment Officer Jerome Thomas Upton, Sr. Vice President

DIRECTORS OR TRUSTEES

James Joseph Buddle Scott Gordon Goodman Brian Keith Haendiges
Eleanor Lynne Kitzman Thomas Joseph McInerney Jose Daniel Saenz
Angela Rene Simmons Kelly Alison Saltzgaber Jerome Thomas Upton

State of Virginia SS:
County of Powhatan

The officers of this reporting entity being duly sworn, each depose and say that they are the described officers of said reporting entity, and that on the reporting period stated above, all of the herein described assets were the absolute property of the said reporting entity, free and clear from any liens or claims thereon, except as herein stated, and that this statement, together with related exhibits, schedules and explanations therein contained, annexed or referred to, is a full and true statement of all the assets and liabilities and of the condition and affairs of the said reporting entity as of the reporting period stated above, and of its income and deductions therefrom for the period ended, and have been completed in accordance with the NAIC Annual Statement Instructions and Accounting Practices and Procedures manual except to the extent that: (1) state law may differ; or, (2) that state rules or regulations require differences in reporting not related to accounting practices and procedures, according to the best of their information, knowledge and belief, respectively. Furthermore, the scope of this attestation by the described officers also includes the related corresponding electronic filing with the NAIC, when required, that is an exact copy (except for formatting differences due to electronic filing) of the enclosed statement. The electronic filing may be requested by various regulators in lieu of or in addition to the enclosed statement.

Brian Haendiges
Signed on 2023/08/08 10:07:41 -8:00

Vidal Torres
Signed on 2023/08/08 10:07:41 -8:00

Keith Willingham
Signed on 2023/08/08 10:07:41 -8:00

Brian Keith Haendiges
President & CEO

Vidal Joaquin Torres Jr.
Sr. Vice President & Secretary

Keith Allen Willingham
Vice President & Controller

Subscribed and sworn to before me on 8 day of August 2023

Kathryn Howard

Kathryn R Howard
Signed on 2023/08/08 10:07:41 -8:00

April 30, 2025

- a. Is this an original filing? Yes [X] No []
- b. If no,
 - 1. State the amendment number.....
 - 2. Date filed
 - 3. Number of pages attached.....

Kathryn Ruth Howard
Registration # 7564584
Electronic Notary Public
Commonwealth of Virginia
My commission expires the 30 day of Apr 2025

Notary Stamp 2023/08/08 10:07:41 PST 3F3D6AME9C2

Notarial act performed by audio-visual communication

1812AF31-375A-40B2-86CD-61C50B48A02A --- 2023/07/26 10:11:59 -8:00 --- Remote Notary



STATEMENT AS OF JUNE 30, 2023 OF GENWORTH LIFE INSURANCE COMPANY

ASSETS

	Current Statement Date			4 December 31 Prior Year Net Admitted Assets
	1 Assets	2 Nonadmitted Assets	3 Net Admitted Assets (Cols. 1 - 2)	
1. Bonds	28,991,754,775		28,991,754,775	29,481,684,838
2. Stocks:				
2.1 Preferred stocks	36,568,900		36,568,900	39,913,100
2.2 Common stocks	1,240,655,141	18,383	1,240,636,758	1,122,325,652
3. Mortgage loans on real estate:				
3.1 First liens	4,638,518,557		4,638,518,557	4,730,966,709
3.2 Other than first liens.....			0	
4. Real estate:				
4.1 Properties occupied by the company (less \$ encumbrances)			0	
4.2 Properties held for the production of income (less \$ encumbrances)			0	
4.3 Properties held for sale (less \$ encumbrances)			0	
5. Cash (\$(53,158,512)), cash equivalents (\$606,083,154) and short-term investments (\$5,000,000)	557,924,642		557,924,642	346,489,591
6. Contract loans (including \$ premium notes)	1,797,013,437	1,407,731	1,795,605,706	1,664,287,085
7. Derivatives	3,368,190		3,368,190	7,289,940
8. Other invested assets	2,946,396,021		2,946,396,021	2,688,198,251
9. Receivables for securities	8,767,853	928,696	7,839,157	18,916,698
10. Securities lending reinvested collateral assets			0	0
11. Aggregate write-ins for invested assets	0	0	0	0
12. Subtotals, cash and invested assets (Lines 1 to 11)	40,220,967,516	2,354,810	40,218,612,706	40,100,071,864
13. Title plants less \$ charged off (for Title insurers only)			0	
14. Investment income due and accrued	337,416,431		337,416,431	425,707,027
15. Premiums and considerations:				
15.1 Uncollected premiums and agents' balances in the course of collection	86,027,861	666,470	85,361,391	92,381,682
15.2 Deferred premiums, agents' balances and installments booked but deferred and not yet due (including \$ earned but unbilled premiums)	84,066,667	40,665	84,026,002	83,190,420
15.3 Accrued retrospective premiums (\$) and contracts subject to redetermination (\$)			0	
16. Reinsurance:				
16.1 Amounts recoverable from reinsurers	48,124,309	2,648,209	45,476,100	34,842,991
16.2 Funds held by or deposited with reinsured companies	15,881,243		15,881,243	19,881,243
16.3 Other amounts receivable under reinsurance contracts	19,815,923		19,815,923	17,813,194
17. Amounts receivable relating to uninsured plans			0	
18.1 Current federal and foreign income tax recoverable and interest thereon			0	
18.2 Net deferred tax asset	587,314,323	409,499,300	177,815,023	200,970,520
19. Guaranty funds receivable or on deposit	21,507,660		21,507,660	24,525,273
20. Electronic data processing equipment and software	3,485,693	3,485,693	0	0
21. Furniture and equipment, including health care delivery assets (\$)			0	
22. Net adjustment in assets and liabilities due to foreign exchange rates			0	
23. Receivables from parent, subsidiaries and affiliates			0	0
24. Health care (\$) and other amounts receivable			0	
25. Aggregate write-ins for other than invested assets	69,107,628	51,393,492	17,714,136	17,406,722
26. Total assets excluding Separate Accounts, Segregated Accounts and Protected Cell Accounts (Lines 12 to 25)	41,493,715,254	470,088,639	41,023,626,615	41,016,790,936
27. From Separate Accounts, Segregated Accounts and Protected Cell Accounts	8,806,008		8,806,008	8,352,211
28. Total (Lines 26 and 27)	41,502,521,262	470,088,639	41,032,432,623	41,025,143,147
DETAILS OF WRITE-INS				
1101.			0	0
1102.			0	0
1103.				
1198. Summary of remaining write-ins for Line 11 from overflow page	0	0	0	0
1199. Totals (Lines 1101 through 1103 plus 1198)(Line 11 above)	0	0	0	0
2501. Prepaid expenses	48,493,106	48,493,106	0	0
2502. Commissions receivable	2,156,824	2,156,824	0	0
2503. Premium tax receivable	4,689,250		4,689,250	5,946,700
2598. Summary of remaining write-ins for Line 25 from overflow page	13,768,448	743,562	13,024,886	11,460,022
2599. Totals (Lines 2501 through 2503 plus 2598)(Line 25 above)	69,107,628	51,393,492	17,714,136	17,406,722

STATEMENT AS OF JUNE 30, 2023 OF GENWORTH LIFE INSURANCE COMPANY

LIABILITIES, SURPLUS AND OTHER FUNDS

	1 Current Statement Date	2 December 31 Prior Year
1. Aggregate reserve for life contracts \$ 6,034,837,871 less \$ included in Line 6.3 (including \$ Modco Reserve)	6,034,837,871	6,321,465,616
2. Aggregate reserve for accident and health contracts (including \$ Modco Reserve)	28,967,230,741	28,767,766,923
3. Liability for deposit-type contracts (including \$ Modco Reserve).....	224,114,549	237,924,974
4. Contract claims:		
4.1 Life	9,622,301	13,169,016
4.2 Accident and health	258,889,933	289,049,098
5. Policyholders' dividends/refunds to members \$ and coupons \$ due and unpaid		0
6. Provision for policyholders' dividends, refunds to members and coupons payable in following calendar year - estimated amounts:		
6.1 Policyholders' dividends and refunds to members apportioned for payment (including \$ Modco)		
6.2 Policyholders' dividends and refunds to members not yet apportioned (including \$ Modco)		
6.3 Coupons and similar benefits (including \$ Modco)		
7. Amount provisionally held for deferred dividend policies not included in Line 6		
8. Premiums and annuity considerations for life and accident and health contracts received in advance less \$ discount; including \$ 84,136,395 accident and health premiums	85,533,246	74,803,884
9. Contract liabilities not included elsewhere:		
9.1 Surrender values on canceled contracts		
9.2 Provision for experience rating refunds, including the liability of \$ accident and health experience rating refunds of which \$ is for medical loss ratio rebate per the Public Health Service Act		
9.3 Other amounts payable on reinsurance, including \$ 2,184,750 assumed and \$ 53,890,931 ceded	56,075,681	67,125,961
9.4 Interest Maintenance Reserve	890,100,178	940,877,258
10. Commissions to agents due or accrued-life and annuity contracts \$ 139,268 , accident and health \$ 2,874,652 and deposit-type contract funds \$	3,013,920	4,921,609
11. Commissions and expense allowances payable on reinsurance assumed	392,252	571,852
12. General expenses due or accrued	254,660,551	251,999,602
13. Transfers to Separate Accounts due or accrued (net) (including \$ accrued for expense allowances recognized in reserves, net of reinsured allowances)	(2,153,670)	(1,868,926)
14. Taxes, licenses and fees due or accrued, excluding federal income taxes	21,241,371	29,908,797
15.1 Current federal and foreign income taxes, including \$ 470,649 on realized capital gains (losses)	4,380,725	2,606,626
15.2 Net deferred tax liability		
16. Unearned investment income	271,119	249,336
17. Amounts withheld or retained by reporting entity as agent or trustee	65,504,959	61,008,346
18. Amounts held for agents' account, including \$ agents' credit balances		
19. Remittances and items not allocated	10,635,346	10,023,685
20. Net adjustment in assets and liabilities due to foreign exchange rates		
21. Liability for benefits for employees and agents if not included above		
22. Borrowed money \$ and interest thereon \$		
23. Dividends to stockholders declared and unpaid		
24. Miscellaneous liabilities:		
24.01 Asset valuation reserve	907,213,635	855,085,934
24.02 Reinsurance in unauthorized and certified (\$) companies		0
24.03 Funds held under reinsurance treaties with unauthorized and certified (\$) reinsurers		
24.04 Payable to parent, subsidiaries and affiliates	17,358,534	16,274,771
24.05 Drafts outstanding		
24.06 Liability for amounts held under uninsured plans		
24.07 Funds held under coinsurance		
24.08 Derivatives	467,700	339,000
24.09 Payable for securities	10,541,880	157,226
24.10 Payable for securities lending		
24.11 Capital notes \$ and interest thereon \$		
25. Aggregate write-ins for liabilities	85,253	124,010
26. Total liabilities excluding Separate Accounts business (Lines 1 to 25)	37,820,018,075	37,943,584,598
27. From Separate Accounts Statement	8,806,008	8,352,211
28. Total liabilities (Lines 26 and 27)	37,828,824,083	37,951,936,809
29. Common capital stock	4,561,258	4,561,258
30. Preferred capital stock	300,000	300,000
31. Aggregate write-ins for other than special surplus funds	0	0
32. Surplus notes		
33. Gross paid in and contributed surplus	3,978,715,795	3,978,715,795
34. Aggregate write-ins for special surplus funds	0	0
35. Unassigned funds (surplus)	(718,685,712)	(849,087,914)
36. Less treasury stock, at cost:		
36.1 shares common (value included in Line 29 \$)	61,282,801	61,282,801
36.2 shares preferred (value included in Line 30 \$)		
37. Surplus (Total Lines 31+32+33+34+35-36) (including \$ in Separate Accounts Statement)	3,198,747,282	3,068,345,080
38. Totals of Lines 29, 30 and 37	3,203,608,540	3,073,206,338
39. Totals of Lines 28 and 38 (Page 2, Line 28, Col. 3)	41,032,432,623	41,025,143,147
DETAILS OF WRITE-INS		
2501. Derivatives interest payable	85,253	124,010
2502.		
2503.		
2598. Summary of remaining write-ins for Line 25 from overflow page	0	0
2599. Totals (Lines 2501 through 2503 plus 2598)(Line 25 above)	85,253	124,010
3101.		
3102.		
3103.		
3198. Summary of remaining write-ins for Line 31 from overflow page	0	0
3199. Totals (Lines 3101 through 3103 plus 3198)(Line 31 above)	0	0
3401.		
3402.		
3403.		
3498. Summary of remaining write-ins for Line 34 from overflow page	0	0
3499. Totals (Lines 3401 through 3403 plus 3498)(Line 34 above)	0	0

STATEMENT AS OF JUNE 30, 2023 OF GENWORTH LIFE INSURANCE COMPANY

SUMMARY OF OPERATIONS

	1 Current Year To Date	2 Prior Year To Date	3 Prior Year Ended December 31
1. Premiums and annuity considerations for life and accident and health contracts	1,140,588,404	1,147,142,391	2,318,008,877
2. Considerations for supplementary contracts with life contingencies	5,767,611	9,103,351	18,151,426
3. Net investment income	890,619,712	890,443,756	1,829,697,226
4. Amortization of Interest Maintenance Reserve (IMR)	36,978,352	43,049,365	83,290,189
5. Separate Accounts net gain from operations excluding unrealized gains or losses			0
6. Commissions and expense allowances on reinsurance ceded	56,256,926	57,852,602	117,545,095
7. Reserve adjustments on reinsurance ceded			0
8. Miscellaneous Income:			
8.1 Income from fees associated with investment management, administration and contract guarantees from Separate Accounts	27,054	30,567	58,096
8.2 Charges and fees for deposit-type contracts	470	340	625
8.3 Aggregate write-ins for miscellaneous income	375,659	443,899	959,705
9. Totals (Lines 1 to 8.3)	2,130,614,188	2,148,066,271	4,367,711,239
10. Death benefits	42,933,807	30,248,762	65,247,383
11. Matured endowments (excluding guaranteed annual pure endowments)		0	0
12. Annuity benefits	150,598,820	183,014,906	344,208,402
13. Disability benefits and benefits under accident and health contracts	1,249,177,521	1,121,300,922	2,329,313,908
14. Coupons, guaranteed annual pure endowments and similar benefits			0
15. Surrender benefits and withdrawals for life contracts	241,223,361	165,171,383	398,650,251
16. Group conversions		0	0
17. Interest and adjustments on contract or deposit-type contract funds	5,589,116	2,284,825	7,463,636
18. Payments on supplementary contracts with life contingencies	13,260,044	13,811,853	27,464,251
19. Increase in aggregate reserves for life and accident and health contracts	(79,759,760)	(336,748,644)	(212,942,442)
20. Totals (Lines 10 to 19)	1,623,022,909	1,179,084,007	2,959,405,389
21. Commissions on premiums, annuity considerations, and deposit-type contract funds (direct business only)	77,649,653	79,892,561	163,761,101
22. Commissions and expense allowances on reinsurance assumed	13,838,805	380,973,208	392,714,267
23. General insurance expenses and fraternal expenses	294,389,937	211,616,293	442,457,153
24. Insurance taxes, licenses and fees, excluding federal income taxes	30,274,773	28,592,088	58,138,897
25. Increase in loading on deferred and uncollected premiums	155,616	667,295	2,666,680
26. Net transfers to or (from) Separate Accounts net of reinsurance	(668,700)	(166,585)	(569,256)
27. Aggregate write-ins for deductions	0	(2,466,015)	(2,466,015)
28. Totals (Lines 20 to 27)	2,038,662,993	1,878,192,852	4,016,108,216
29. Net gain from operations before dividends to policyholders and federal income taxes (Line 9 minus Line 28)	91,951,195	269,873,419	351,603,023
30. Dividends to policyholders and refunds to members			
31. Net gain from operations after dividends to policyholders, refunds to members and before federal income taxes (Line 29 minus Line 30)	91,951,195	269,873,419	351,603,023
32. Federal and foreign income taxes incurred (excluding tax on capital gains)	(5,491,679)	31,157,626	(5,558,279)
33. Net gain from operations after dividends to policyholders, refunds to members and federal income taxes and before realized capital gains or (losses) (Line 31 minus Line 32)	97,442,874	238,715,793	357,161,302
34. Net realized capital gains (losses) (excluding gains (losses) transferred to the IMR) less capital gains tax of \$ 4,063,129 (excluding taxes of \$ (3,668,016) transferred to the IMR)	(26,068,278)	(14,042,834)	(75,909,934)
35. Net income (Line 33 plus Line 34)	71,374,596	224,672,959	281,251,368
CAPITAL AND SURPLUS ACCOUNT			
36. Capital and surplus, December 31, prior year	3,073,206,338	2,937,134,087	2,937,134,087
37. Net income (Line 35)	71,374,596	224,672,959	281,251,368
38. Change in net unrealized capital gains (losses) less capital gains tax of \$ 27,949,733	117,932,236	(130,036,550)	2,339,069
39. Change in net unrealized foreign exchange capital gain (loss)	3,529,617	(9,765,647)	(8,353,603)
40. Change in net deferred income tax	(6,531,960)	(3,040,658)	10,085,320
41. Change in nonadmitted assets	(1,171,929)	(1,664,458)	(5,546,707)
42. Change in liability for reinsurance in unauthorized and certified companies			
43. Change in reserve on account of change in valuation basis, (increase) or decrease			
44. Change in asset valuation reserve	(52,127,701)	(32,311,659)	(135,292,785)
45. Change in treasury stock			
46. Surplus (contributed to) withdrawn from Separate Accounts during period			
47. Other changes in surplus in Separate Accounts Statement			
48. Change in surplus notes			
49. Cumulative effect of changes in accounting principles			
50. Capital changes:			
50.1 Paid in			
50.2 Transferred from surplus (Stock Dividend)			
50.3 Transferred to surplus			
51. Surplus adjustment:			
51.1 Paid in	0		
51.2 Transferred to capital (Stock Dividend)			
51.3 Transferred from capital			
51.4 Change in surplus as a result of reinsurance	(2,602,657)	(3,777,834)	(8,410,411)
52. Dividends to stockholders			
53. Aggregate write-ins for gains and losses in surplus	0	0	0
54. Net change in capital and surplus for the year (Lines 37 through 53)	130,402,202	44,076,153	136,072,251
55. Capital and surplus, as of statement date (Lines 36 + 54)	3,203,608,540	2,981,210,240	3,073,206,338
DETAILS OF WRITE-INS			
08.301. Miscellaneous income	375,659	443,899	959,705
08.302.		0	
08.303.			
08.398. Summary of remaining write-ins for Line 8.3 from overflow page	0	0	0
08.399. Totals (Lines 08.301 through 08.303 plus 08.398) (Line 8.3 above)	375,659	443,899	959,705
2701. IMR transfer		(2,466,015)	(2,466,015)
2702.			
2703.			
2798. Summary of remaining write-ins for Line 27 from overflow page	0	0	0
2799. Totals (Lines 2701 through 2703 plus 2798)(Line 27 above)	0	(2,466,015)	(2,466,015)
5301. Prior period correction – Cross-entity term conversions, net of deferred tax of \$8,590,505	(32,316,661)	0	0
5302. Prior period correction – Incorrect coding of a correction to term conversions, net of deferred tax of \$848,559	3,192,198	0	0
5303. Prior period correction – Investment in GLAIC, net of deferred tax of \$7,741,946	29,124,463	0	0
5398. Summary of remaining write-ins for Line 53 from overflow page	0	0	0
5399. Totals (Lines 5301 through 5303 plus 5398)(Line 53 above)	0	0	0

STATEMENT AS OF JUNE 30, 2023 OF GENWORTH LIFE INSURANCE COMPANY

CASH FLOW

	1 Current Year To Date	2 Prior Year To Date	3 Prior Year Ended December 31
Cash from Operations			
1. Premiums collected net of reinsurance	1,146,652,139	1,156,265,730	2,329,756,109
2. Net investment income	943,121,381	943,433,776	1,757,529,956
3. Miscellaneous income	54,057,452	54,549,574	110,153,110
4. Total (Lines 1 to 3)	2,143,830,972	2,154,249,080	4,197,439,175
5. Benefit and loss related payments	1,759,594,685	1,481,691,369	3,062,046,726
6. Net transfers to Separate Accounts, Segregated Accounts and Protected Cell Accounts	(383,956)	(4,400)	(28,800)
7. Commissions, expenses paid and aggregate write-ins for deductions	413,903,857	323,654,217	649,401,081
8. Dividends paid to policyholders	0	0	0
9. Federal and foreign income taxes paid (recovered) net of \$ tax on capital gains (losses)	(6,870,665)	88,724,299	83,628,219
10. Total (Lines 5 through 9)	2,166,243,921	1,894,065,485	3,795,047,226
11. Net cash from operations (Line 4 minus Line 10)	(22,412,949)	260,183,595	402,391,949
Cash from Investments			
12. Proceeds from investments sold, matured or repaid:			
12.1 Bonds	1,277,227,992	1,464,252,061	3,009,630,471
12.2 Stocks	658,292	3,533,220	13,553,537
12.3 Mortgage loans	199,209,713	153,628,055	467,659,597
12.4 Real estate	0	0	0
12.5 Other invested assets	43,479,844	70,542,160	132,708,595
12.6 Net gains or (losses) on cash, cash equivalents and short-term investments	0	0	0
12.7 Miscellaneous proceeds	19,212,168	5,943,510	0
12.8 Total investment proceeds (Lines 12.1 to 12.7)	1,539,788,009	1,697,899,006	3,623,552,200
13. Cost of investments acquired (long-term only):			
13.1 Bonds	758,438,205	843,794,625	2,075,240,779
13.2 Stocks	35,508,927	79,938,402	166,298,493
13.3 Mortgage loans	112,613,037	386,202,326	701,056,102
13.4 Real estate	0	0	0
13.5 Other invested assets	228,565,714	235,149,690	488,017,204
13.6 Miscellaneous applications	0	12,557,733	13,310,835
13.7 Total investments acquired (Lines 13.1 to 13.6)	1,135,125,883	1,557,642,776	3,443,923,413
14. Net increase (or decrease) in contract loans and premium notes	131,121,175	144,963,687	112,460,767
15. Net cash from investments (Line 12.8 minus Line 13.7 and Line 14)	273,540,951	(4,707,457)	67,168,020
Cash from Financing and Miscellaneous Sources			
16. Cash provided (applied):			
16.1 Surplus notes, capital notes	0	0	0
16.2 Capital and paid in surplus, less treasury stock	0	0	0
16.3 Borrowed funds	0	0	0
16.4 Net deposits on deposit-type contracts and other insurance liabilities	(38,056,110)	(43,039,202)	(140,152,271)
16.5 Dividends to stockholders	0	0	0
16.6 Other cash provided (applied)	(1,636,841)	(163,704,110)	(170,174,043)
17. Net cash from financing and miscellaneous sources (Line 16.1 through Line 16.4 minus Line 16.5 plus Line 16.6)	(39,692,951)	(206,743,312)	(310,326,314)
RECONCILIATION OF CASH, CASH EQUIVALENTS AND SHORT-TERM INVESTMENTS			
18. Net change in cash, cash equivalents and short-term investments (Line 11, plus Lines 15 and 17)	211,435,051	48,732,826	159,233,655
19. Cash, cash equivalents and short-term investments:			
19.1 Beginning of year	346,489,591	187,255,936	187,255,936
19.2 End of period (Line 18 plus Line 19.1)	557,924,642	235,988,762	346,489,591

Note: Supplemental disclosures of cash flow information for non-cash transactions:

20.0001. Securities exchange bond proceeds (Line 12.1)	(142,990,681)	(146,744,195)	(295,064,617)
20.0002. Securities exchange bonds acquired (Line 13.1)	(142,990,681)	(146,744,195)	(295,064,617)
20.0003. Bank loan conversions (Line 12.1)	(6,017,564)	(2,132,595)	(3,264,277)
20.0004. Bank loan conversions (Line 13.1)	(6,017,564)	(2,132,595)	(3,264,277)
20.0005. Interest capitalization (Line 2)	(7,949,019)	(8,526,627)	(16,918,234)
20.0006. Interest capitalization (Line 13.1)	(7,949,019)	(8,526,627)	(16,918,234)
20.0007. Return of capital (Line 12.5)	(163,133)	(351,670)	(433,171)
20.0008. Return of capital (Line 13.2)	(926,959)	(1,487,503)	(1,816,797)
20.0009. Return of capital (Line 2)	(763,826)	(1,135,833)	(1,383,626)
20.0010. Transfer to GLIC Real Estate Holding, LLC (Line 12.3)	(5,851,476)	0	0

STATEMENT AS OF JUNE 30, 2023 OF GENWORTH LIFE INSURANCE COMPANY

Note: Supplemental disclosures of cash flow information for non-cash transactions:

20.0011. Transfer to GLIC Real Estate Holding, LLC (Line 13.5)	(5,851,476)	0	0
20.0012. Reinsurance treaty non-cash transaction Fidelity recapture (Line 2)	0	(5,160,527)	(5,160,527)
20.0013. Reinsurance treaty non-cash transaction Fidelity recapture (Line 7)	0	(372,320,428)	(372,320,428)
20.0014. Reinsurance treaty non-cash transaction Fidelity recapture (Line 12.1)	0	(334,621,353)	(334,621,353)
20.0015. Reinsurance treaty non-cash transaction Fidelity recapture (Line 12.5)	0	(32,538,548)	(32,538,548)

EXHIBIT 1

DIRECT PREMIUMS AND DEPOSIT-TYPE CONTRACTS

	1 Current Year To Date	2 Prior Year To Date	3 Prior Year Ended December 31
1. Industrial life			0
2. Ordinary life insurance	111,051,105	118,513,286	231,515,989
3. Ordinary individual annuities	303,301	820,201	1,473,975
4. Credit life (group and individual)			0
5. Group life insurance	6,479,506	6,608,236	7,689,493
6. Group annuities	338,150	828,520	1,163,227
7. A & H - group	151,984,666	147,062,417	298,896,099
8. A & H - credit (group and individual)			0
9. A & H - other	1,052,584,988	1,060,071,100	2,184,512,675
10. Aggregate of all other lines of business	0	0	0
11. Subtotal (Lines 1 through 10)	1,322,741,716	1,333,903,760	2,725,251,458
12. Fraternal (Fraternal Benefit Societies Only)			0
13. Subtotal (Lines 11 through 12)	1,322,741,716	1,333,903,760	2,725,251,458
14. Deposit-type contracts	5,000,000	0	0
15. Total (Lines 13 and 14)	1,327,741,716	1,333,903,760	2,725,251,458
DETAILS OF WRITE-INS			
1001.			
1002.			
1003.			
1098. Summary of remaining write-ins for Line 10 from overflow page	0	0	0
1099. Totals (Lines 1001 through 1003 plus 1098)(Line 10 above)	0	0	0

NOTES TO THE FINANCIAL STATEMENTS

Note#	Description	Page
1	Summary of Significant Accounting Policies and Going Concern	7. 1
2	Accounting Changes and Corrections of Errors	7. 1
3	Business Combinations and Goodwill	7. 1
4	Discontinued Operations	7. 1
5	Investments	7. 2
6	Joint Ventures, Partnerships and Limited Liability Companies	7. 2
7	Investment Income	7. 2
8	Derivative Instruments	7. 3
9	Income Taxes	7. 3
10	Information Concerning Parent, Subsidiaries, Affiliates and Other Related Parties	7. 3
11	Debt	7. 3
12	Retirement Plans, Deferred Compensation, Postemployment Benefits and Compensated Absences and Other Postretirement Benefit Plans	7. 5
13	Capital and Surplus, Dividend Restrictions and Quasi-Reorganizations	7. 5
14	Liabilities, Contingencies and Assessments	7. 5
15	Leases	7. 5
16	Information About Financial Instruments With Off-Balance Sheet Risk And Financial Instruments With Concentrations of Credit Risk	7. 5
17	Sale, Transfer and Servicing of Financial Assets and Extinguishments of Liabilities	7. 5
18	Gain or Loss to the Reporting Entity from Uninsured Plans and the Uninsured Portion of Partially Insured Plans	7. 6
19	Direct Premium Written/Produced by Managing General Agents/Third Party Administrators	7. 6
20	Fair Value Measurements	7. 6
21	Other Items	7. 8
22	Events Subsequent	7. 8
23	Reinsurance	7. 8
24	Retrospectively Rated Contracts & Contracts Subject to Redetermination	7. 8
25	Change in Incurred Losses and Loss Adjustment Expenses	7. 8
26	Intercompany Pooling Arrangements	7. 9
27	Structured Settlements	7. 9
28	Health Care Receivables	7. 9
29	Participating Policies	7. 9
30	Premium Deficiency Reserves	7. 9
31	Reserves for Life Contracts and Annuity Contracts	7. 9
32	Analysis of Annuity Actuarial Reserves and Deposit Type Contract Liabilities by Withdrawal Characteristics	7. 9
33	Analysis of Life Actuarial Reserves by Withdrawal Characteristics	7. 9
34	Premiums and Annuity Considerations Deferred and Uncollected	7. 9
35	Separate Accounts	7. 9
36	Loss/Claim Adjustment Expenses	7. 9

NOTES TO THE FINANCIAL STATEMENTS

Note 1 - Summary of Significant Accounting Policies and Going Concern

A. Accounting Practices

The accompanying statutory financial statements of Genworth Life Insurance Company (the "Company") have been prepared on the basis of accounting practices prescribed or permitted by the State of Delaware Department of Insurance (the "Delaware Department").

The State of Delaware requires insurance companies domiciled in the state to prepare their statutory financial statements in accordance with the National Association of Insurance Commissioners' ("NAIC") Accounting Practices and Procedures Manual ("NAIC SAP") subject to any deviations prescribed or permitted by the Delaware Department.

A reconciliation of the Company's net income and capital and surplus between NAIC SAP and practices prescribed or permitted by the Delaware Department is shown below:

	SSAP #	F/S Page	F/S Line #	June 30, 2023	December 31, 2022
NET INCOME					
(1) Company state basis (Page 4, Line 35, Columns 1 & 3)	XXX	XXX	XXX	\$ 71,374,596	\$ 281,251,368
(2) State Prescribed Practices that are an increase/(decrease) from NAIC SAP:				—	—
(3) State Permitted Practices that are an increase/(decrease) from NAIC SAP:				—	—
(4) NAIC SAP (1-2-3=4)	XXX	XXX	XXX	<u>\$ 71,374,596</u>	<u>\$ 281,251,368</u>
SURPLUS					
(5) Company state basis (Page 3, Line 38, Columns 1 & 2)	XXX	XXX	XXX	\$ 3,203,608,540	\$ 3,073,206,338
(6) State Prescribed Practices that are an increase/(decrease) from NAIC SAP:				—	—
(7) State Permitted Practices that are an increase/(decrease) from NAIC SAP:				—	—
(8) NAIC SAP (5-6-7=8)	XXX	XXX	XXX	<u>\$ 3,203,608,540</u>	<u>\$ 3,073,206,338</u>

C. Accounting Policy

(6) Loan-backed bonds and structured securities ("LBaSS") other than non-agency residential mortgage-backed securities are stated at amortized cost using the scientific method except where the NAIC designation has fallen to 6 and the fair value has fallen below amortized cost, in which case they are carried at fair value. Amortization of LBaSS is based on prepayment assumptions that are updated at least annually. Significant changes of estimated cash flows from original purchase assumptions are accounted for using the retrospective adjustment method for all such securities except for securities for which the Company recorded other-than-temporary impairment ("OTTI") charges. For impaired securities, the Company stops amortization until the security begins performing as anticipated, at which time the Company applies the prospective methodology for amortization.

D. Going Concern

The Company's management does not have any doubts about the Company's ability to continue as a going concern within one year from the date the statutory financial statements were issued.

Note 2 - Accounting Changes and Corrections of Errors

Corrections of Errors

During 2023, the Company recorded a prior period correction related to historical reinsurance impacts on cross-entity term conversions. To record this correction, the Company recorded a reinsurance payable to Genworth Life and Annuity of Insurance Company ("GLAIC") of \$40,907,166 and increased net deferred tax assets by \$8,590,505, with an offsetting increase of \$32,316,661 to unassigned deficit, in accordance with Statement of Statutory Accounting Principles ("SSAP") No. 3, *Accounting Changes and Corrections of Errors*.

During 2023, the Company also recorded a prior period correction related to incorrect coding of a correction to term conversions. To record this correction, the Company recorded a reinsurance payable to GLAIC of \$3,363,410, decreased the aggregate reserves for life contracts by \$7,404,167 and decreased net deferred tax assets by \$848,559, with an offsetting decrease of \$3,192,198 to unassigned deficit, in accordance with SSAP No. 3.

As a result of these corrections, the Company also recorded an increase of \$29,124,463 in its investment in GLAIC, with an offsetting decrease to unassigned deficit, in accordance with SSAP No. 3. Therefore, these corrections did not have a net impact on the Company's surplus.

Note 3 - Business Combinations and Goodwill

None

Note 4 - Discontinued Operations

None

NOTES TO THE FINANCIAL STATEMENTS

Note 5 - Investments

D. Loan-Backed Securities

- (1) Prepayment assumptions for mortgage-backed/asset-backed structured securities were obtained from third-party providers, broker dealer research reports or internal estimates.
- (2) The Company had no loaned-backed securities with recognized OTTI where the Company had the intent to sell or does not have the intent and ability to retain the investment for a period of time sufficient to recover the amortized cost basis as of June 30, 2023.
- (3) The Company had no loan-backed securities which recognized OTTI as of June 30, 2023.
- (4) All impaired securities (fair value is less than cost or amortized cost) for which an OTTI has not been recognized in earnings as a realized loss (including securities with a recognized OTTI for non-interest related declines when a non-recognized interest related impairment remains) as of June 30, 2023:
 - a. The aggregate amount of unrealized losses:

1. Less than 12 months	\$ 16,533,940
2. 12 months or longer	165,349,124

- a. The aggregate related fair value of securities with unrealized losses:

1. Less than 12 months	\$ 361,607,631
2. 12 months or longer	1,098,197,654

- (5) The Company regularly evaluates securities in an unrealized loss position for OTTI. For debt securities, the Company considers all available information relevant to the collectability of the security, including information about past events, current conditions, and reasonable and supportable forecasts, when developing the estimate of cash flows expected to be collected. More specifically for mortgage-backed and asset-backed securities, the Company also utilizes performance indicators of the underlying assets including defaults or delinquency rates, loans to collateral value ratio, third-party credit enhancements, current levels of subordination, vintage and other relevant characteristics of the security or underlying assets to develop the Company's estimate of cash flows. Estimating the cash flows expected to be collected is a quantitative and qualitative process that incorporates information received from third-party sources along with certain internal assumptions and judgments regarding the future performance of the underlying collateral. Where possible, this data is benchmarked against third-party sources.

E. Dollar Repurchase Agreements and/or Securities Lending Transactions

None

F. Repurchase Agreements Transactions Accounted for as Secured Borrowing

None

G. Reverse Repurchase Agreements Transactions Accounted for as Secured Borrowing

None

H. Repurchase Agreements Transactions Accounted for as a Sale

None

I. Reverse Repurchase Agreements Transactions Accounted for as a Sale

None

M. Working Capital Finance Investments

None

N. Offsetting and Netting of Assets and Liabilities

None

R. Reporting Entity's Share of Cash Pool by Asset Type

None

Note 6 - Joint Ventures, Partnerships and Limited Liability Companies

No significant change.

Note 7 - Investment Income

No significant change.

NOTES TO THE FINANCIAL STATEMENTS

Note 8 - Derivative Instruments

No significant change.

Note 9 - Income Taxes

No significant change.

Note 10 - Information Concerning Parent, Subsidiaries, Affiliates and Other Related Parties

In April 2023, the Company paid \$44,270,576 in cash to GLAIC to settle the reinsurance payables discussed in Note 2.

In April 2023, the Company transferred one loan to GLIC Real Estate Holding, LLC, a non insurance subsidiary, in the amount of \$5,851,476.

Note 11 - Debt

B. Federal Home Loan Bank ("FHLB") Agreements

(1) The Company is a member of the Federal Home Loan Bank of Pittsburgh ("FHLB Pittsburgh"). Through its membership, the Company had outstanding funding agreements with FHLB Pittsburgh in the amount of \$50,000,000 as of June 30, 2023, which related to total liabilities of \$50,040,034, of which \$40,034 was accrued interest. As of December 31, 2022, the amount of funding agreements issued to FHLB Pittsburgh was \$50,000,000 which related to total liabilities of \$50,034,353, of which \$34,353 was accrued interest. The Company uses these funds for liquidity management and asset-liability management in an investment spread strategy, consistent with its other investment spread programs. The Company records the funds under SSAP No. 52, *Deposit Type Contracts*, consistent with its accounting for other deposit type contracts. It is not part of the Company's strategy to utilize these funds for operations, and any funds obtained from the FHLB Pittsburgh for use in general operations would be accounted for under SSAP No. 15, *Debt and Holding Company Obligations*, as borrowed money. The Company currently has an internally calculated borrowing capacity of \$1.5 billion, which is lower than the stated limit from FHLB Pittsburgh.

(2) FHLB Capital Stock

The tables below indicate the amount of FHLB Pittsburgh stock purchased, collateral pledged, assets and liabilities related to the agreement with FHLB Pittsburgh as of June 30, 2023 and December 31, 2022.

a. Aggregate totals

1. As of June 30, 2023:

Membership Stock	1 Total (2+3)	2 General account	3 Separate accounts
(a) Membership stock – Class A	\$ —	\$ —	\$ —
(b) Membership stock – Class B	5,121,400	5,121,400	—
(c) Activity stock	2,000,000	2,000,000	—
(d) Excess stock	—	—	—
(e) Aggregate total (a+b+c+d)	7,121,400	7,121,400	—
(f) Actual or estimated borrowing capacity as determined by the insurer	1,500,000,000	XXX	XXX

2. As of December 31, 2022:

Membership Stock	1 Total (2+3)	2 General account	3 Separate accounts
(a) Membership stock – Class A	\$ —	\$ —	\$ —
(b) Membership stock – Class B	5,101,400	5,101,400	—
(c) Activity stock	2,000,000	2,000,000	—
(d) Excess stock	—	—	—
(e) Aggregate total (a+b+c+d)	7,101,400	7,101,400	—
(f) Actual or estimated borrowing capacity as determined by the insurer	1,300,000,000	XXX	XXX

b. Membership stock (Class A and B) eligible and not eligible for redemption as of June 30, 2023:

Membership stock	1 Current year total (2+3+4+5+6)	2 Not eligible for redemption	Eligible for redemption			
			3 Less than 6 months	4 6 months to less than 1 year	5 1 to less than 3 years	6 3 to 5 years
1. Class A	\$ —	\$ —	\$ —	\$ —	\$ —	\$ —
2. Class B	5,121,400	5,121,400	—	—	—	—

NOTES TO THE FINANCIAL STATEMENTS

(3) Collateral Pledged to FHLB

a. Amount pledged as of June 30, 2023 and December 31, 2022:

	Fair value	Carrying value	Aggregate total borrowing
1. Current year total general and separate accounts total collateral pledged (Lines 2+3)	\$ 234,853,257	\$ 233,644,738	\$ 50,000,000
2. Current year general account total collateral pledged	234,853,257	233,644,738	50,000,000
3. Current year separate accounts total collateral pledged	—	—	—
4. Prior year-end total general and separate accounts total collateral pledged	238,455,965	239,012,764	50,000,000

b. Maximum amount pledged during reporting period ending June 30, 2023 and December 31, 2022:

	Fair value	Carrying value	Amount borrowed at time of maximum collateral
1. Current year total general and separate accounts maximum collateral pledged (Lines 2+3)	\$ 245,444,885	\$ 238,369,027	\$ 50,000,000
2. Current year general account maximum collateral pledged	245,444,885	238,369,027	50,000,000
3. Current year separate accounts maximum collateral pledged	—	—	—
4. Prior year-end total general and separate accounts maximum collateral pledged	382,613,808	319,616,746	100,000,000

(4) Borrowing from FHLB

a. Amount as of the reporting date

1. As of June 30, 2023:

	1 Total (2+3)	2 General account	3 Separate accounts	4 Funding agreements reserves established
(a) Debt	\$ —	\$ —	\$ —	XXX
(b) Funding agreements	50,000,000	50,000,000	—	\$ 50,040,034
(c) Other	—	—	—	XXX
(d) Aggregate total (a+b+c)	\$ 50,000,000	\$ 50,000,000	\$ —	\$ 50,040,034

2. As of December 31, 2022:

	1 Total (2+3)	2 General account	3 Separate accounts	4 Funding agreements reserves established
(a) Debt	\$ —	\$ —	\$ —	XXX
(b) Funding agreements	50,000,000	50,000,000	—	\$ 50,034,353
(c) Other	—	—	—	XXX
(d) Aggregate total (a+b+c)	\$ 50,000,000	\$ 50,000,000	\$ —	\$ 50,034,353

b. Maximum amount during the reporting period ending June 30, 2023:

	1 Total (2+3)	2 General account	3 Separate accounts
1. Debt	\$ —	\$ —	\$ —
2. Funding agreements	55,000,000	55,000,000	—
3. Other	—	—	—
4. Aggregate total (Lines 1+2+3)	\$ 55,000,000	\$ 55,000,000	\$ —

c. FHLB – Prepayment obligations

	Does the company have prepayment obligations under the following arrangements (YES/NO)?
1. Debt	NO
2. Funding agreements	NO
3. Other	NO

NOTES TO THE FINANCIAL STATEMENTS

Note 12 - Retirement Plans, Deferred Compensation, Postemployment Benefits and Compensated Absences and Other Postretirement Benefit Plans

The Company has no employees; however, it is allocated costs for services provided by employees of affiliated companies.

A. Defined Benefit Plan

The Company does not have any employees.

Note 13 - Capital and Surplus, Dividend Restrictions and Quasi-Reorganizations

No significant change.

Note 14 - Liabilities, Contingencies and Assessments

In August 2023, the Company was named as a defendant in a putative class action lawsuit pending in the United States District Court for the Eastern District of Virginia captioned *Patrice Hauser, on behalf of herself and all others similarly situated v. Genworth Life Insurance Company*. The action relates to the data security events involving the MOVEit file transfer system, which Pension Benefit Information uses in the performance of its services for Genworth Financial, Inc. ("Genworth"). Plaintiff seeks to represent a nationwide class and a Florida subclass of persons whose Genworth data was accessed by the MOVEit data security event, alleging, inter alia, that Genworth breached its purported duty to safeguard their sensitive data from cybercriminals. The complaint asserts claims for negligence, negligence per se, breach of implied contract, violation of the Florida Deceptive and Unfair Trade Practices Act, and unjust enrichment, and it seeks compensatory damages, punitive damages, attorneys' fees, costs, injunctive relief, and declaratory relief. The Company intends to vigorously defend this action.

On December 16, 2022, Blue Cross Blue Shield of Nebraska ("BCBSNE") served an arbitration demand on the Company in relation to BCBSNE's stated intent to recapture a block of LTC policies for which the risk was partly ceded to the Company. In its arbitration demand, BCBSNE alleges that the Company breached the governing reinsurance agreement by refusing to agree to transfer assets equal to the fair value of the liabilities being recaptured based on their valuation methodology. BCBSNE asserts it has satisfied all of its obligations under the reinsurance agreement and is seeking to recapture the ceded block of reinsurance. BCBSNE seeks damages equal to the fair value of the recaptured liabilities, plus interest and other damages, including attorneys' fees and costs. The arbitration panel has been appointed and an organizational meeting is scheduled for August 30, 2023. The Company intends to vigorously defend this arbitration proceeding.

On August 11, 2021, the Company and GLICNY received a request for pre-suit mediation related to a potential class action lawsuit that may be brought by five LTC policyholders, seeking to represent a nationwide class alleging that the defendants made misleading and inadequate disclosures regarding premium increases for LTC policies. The draft complaint asserts claims for breach of contract, conversion, and declaratory and injunctive relief, and seeks damages in excess of \$5,000,000. The Company and GLICNY participated in pre-suit mediation in November 2021 and January 2022. On January 15, 2022, the parties reached an agreement in principle to settle the dispute on a nationwide basis, subject to the negotiation and execution of a final settlement agreement, and Court approval thereof. On January 28, 2022, the complaint was filed in the United States District Court for the Eastern District of Virginia captioned *Fred Haney, Marsha Merrill, Sylvia Swanson, and Alan Wooten, individually, and on behalf of all others similarly situated v. Genworth Life Insurance Company and Genworth Life Insurance Company of New York*. The parties executed a settlement agreement consistent with the agreement in principle signed on January 15, 2022. On May 2, 2022, the Court preliminarily approved the settlement. The final approval hearing commenced on November 17, 2022 and the Court entered judgment finally approving the settlement on February 15, 2023. Pursuant to its terms, the settlement became final on March 27, 2023. The Company and GLICNY began implementation of the settlement in the second quarter of 2023 and expect an overall net favorable economic impact to their LTC business from the settlement of this case.

Note 15 - Leases

No change.

Note 16 - Information About Financial Instruments With Off-Balance Sheet Risk And Financial Instruments With Concentrations of Credit Risk

No significant change.

Note 17 - Sale, Transfer and Servicing of Financial Assets and Extinguishments of Liabilities

B. Transfer and Servicing of Financial Assets

(2) – (3) None

(4) The Company did not have any securitizations, asset-based financing arrangements or similar transfers during the reporting period.

For retained interests held in the form of securities, the underlying assets that are held by the securitization trust have a principal amount outstanding of \$18,708,796 as of June 30, 2023 and include commercial mortgage loans that were originated by the Company. All of these commercial mortgage loans were derecognized upon transfer to the securitization entity in a prior period. The carrying value and fair value of the Company's retained interest in these assets transferred were \$12,480,245 and \$15,303,794, respectively, as of June 30, 2023. The fair value of these retained interests are developed primarily using Level 2 inputs based on observable market prices for similar instruments. The risks associated with the Company's retained interest include losses due to default and prepayment on the underlying commercial mortgage loans. The Company's maximum exposure to loss is represented by its carrying value of these retained interests, as there are no

NOTES TO THE FINANCIAL STATEMENTS

other implicit or explicit guarantees associated with the Company's on-going interest in these securitized assets.

C. Wash Sales

None

Note 18 - Gain or Loss to the Reporting Entity from Uninsured Plans and the Uninsured Portion of Partially Insured Plans

No significant change.

Note 19 - Direct Premium Written/Produced by Managing General Agents/Third Party Administrators

No significant change.

Note 20 - Fair Value Measurements

All assets and liabilities carried at fair value are classified and disclosed in one of the following three categories:

- Level 1—Quoted prices for identical instruments in active markets.
- Level 2—Quoted prices for similar instruments in active markets; quoted prices for identical or similar instruments in markets that are not active; and model-derived valuations whose inputs are observable or whose significant value drivers are observable.
- Level 3—Instruments whose significant value drivers are unobservable.

Refer to No. 4 below for discussion of valuation techniques.

A. Fair Value Classifications

a. The following table sets forth the Company's assets and liabilities that were measured at fair value as of June 30, 2023:

Description for each class of asset or liability	Level 1	Level 2	Level 3	Net asset value (NAV)	Total
a. Assets at fair value					
Bonds					
Commercial mortgage-backed	\$ —	\$ 1,080,246	\$ —	\$ —	\$ 1,080,246
Bank loans	—	—	8,412,919	—	8,412,919
Total bonds	—	1,080,246	8,412,919	—	9,493,165
Preferred stock					
Industrial and miscellaneous	10,092,800	26,476,100	—	—	36,568,900
Total preferred stock	10,092,800	26,476,100	—	—	36,568,900
Common stock					
Industrial and miscellaneous	268,452,851	—	14,351,920	—	282,804,771
Total common stock	268,452,851	—	14,351,920	—	282,804,771
Cash equivalents					
Money market mutual funds	606,083,154	—	—	—	606,083,154
Total cash equivalents	606,083,154	—	—	—	606,083,154
Separate account assets	4,053,457	—	—	—	4,053,457
Total assets at fair value/NAV	\$ 888,682,262	\$ 27,556,346	\$ 22,764,839	\$ —	\$ 939,003,447

The following table sets forth the Company's assets and liabilities that were measured at fair value as of December 31, 2022:

Description for each class of asset or liability	Level 1	Level 2	Level 3	Net asset value (NAV)	Total
a. Assets at fair value					
Bonds					
Commercial mortgage-backed	\$ —	\$ 1,159,380	\$ —	\$ —	\$ 1,159,380
Bank loans	—	—	10,150,372	—	10,150,372
Total bonds	—	1,159,380	10,150,372	—	11,309,752
Preferred stock					
Industrial and miscellaneous	13,490,000	26,423,100	—	—	39,913,100
Total preferred stock	13,490,000	26,423,100	—	—	39,913,100
Common stock					
Industrial and miscellaneous	197,234,204	—	14,331,920	—	211,566,124
Total common stock	197,234,204	—	14,331,920	—	211,566,124
Cash equivalents					
Money market mutual funds	432,059,799	—	—	—	432,059,799
Total cash equivalents	432,059,799	—	—	—	432,059,799
Separate account assets	3,707,817	—	—	—	3,707,817
Total assets at fair value/NAV	\$ 646,491,820	\$ 27,582,480	\$ 24,482,292	\$ —	\$ 698,556,592

NOTES TO THE FINANCIAL STATEMENTS

2. Level 3 Classifications

The following table presents additional information about assets and liabilities measured at fair value for which the Company has utilized significant unobservable (Level 3) inputs to determine fair value as of June 30, 2023:

Description	Beginning balance as of April 1, 2023	Transfers into Level 3	Transfers out of Level 3	Total gains and (losses) included in net income	Total gains and (losses) included in surplus	Purchases	Issuances	Sales	Settlements	Ending balance as of June 30, 2023
Assets:										
Bank loans	\$ 10,077,384	\$ 502,715	\$ —	\$ (2,890,801)	\$ 598,565	\$ 344,438	\$ —	\$ —	\$ (219,382)	\$ 8,412,919
Common stock	14,331,920	—	—	—	—	220,000	—	(200,000)	—	14,351,920
Total Assets	\$ 24,409,304	\$ 502,715	\$ —	\$ (2,890,801)	\$ 598,565	\$ 564,438	\$ —	\$ (200,000)	\$ (219,382)	\$ 22,764,839

The following table presents additional information about assets and liabilities measured at fair value for which the Company has utilized significant unobservable (Level 3) inputs to determine fair value as of December 31, 2022:

Description	Beginning balance as of January 1, 2022	Transfers into Level 3	Transfers out of Level 3	Total gains and (losses) included in net income	Total gains and (losses) included in surplus	Purchases	Issuances	Sales	Settlements	Ending balance as of December 31, 2022
Assets:										
Bank loans	\$ 13,475,614	\$ 3,049,761	\$ (5,111,799)	\$ (1,243,477)	\$ (118,017)	\$ 555,024	\$ —	\$ —	\$ (456,734)	\$ 10,150,372
Common stock	16,556,320	—	—	—	—	—	—	(2,224,400)	—	14,331,920
Total Assets	\$ 30,031,934	\$ 3,049,761	\$ (5,111,799)	\$ (1,243,477)	\$ (118,017)	\$ 555,024	\$ —	\$ (2,224,400)	\$ (456,734)	\$ 24,482,292

Realized and unrealized gains (losses) on Level 3 assets and liabilities are primarily reported in either net income or change in net unrealized capital gains (losses) based on the appropriate accounting treatment for the instrument.

Purchases, sales, issuances and settlements represent the activity that occurred during the period that results in a change of the asset or liability but does not represent changes in fair value for the instruments held at the beginning of the year. Such activity primarily consists of purchases and settlements of derivative instruments.

There were no gains or losses for the year included in net income attributable to unrealized gains (losses) related to assets still held as of the reporting date.

3. Transfers Between Levels

The Company reviews the fair value hierarchy classifications each reporting period. Changes in the observability of the valuation attributes may result in a reclassification of certain financial assets or liabilities. Such reclassifications are reported as transfers in and out of Level 3 at the beginning fair value for the reporting period.

4. Valuation Techniques and Inputs

The vast majority of long-term bonds use Level 2 inputs for the determination of fair value. These fair values are obtained primarily from industry-standard pricing methodologies based on market observable information. Certain structured securities valued using industry-standard pricing methodologies utilize significant unobservable inputs to estimate fair value, resulting in the fair value measurements being classified as Level 3. The Company also utilizes internally developed pricing models to produce estimates of fair value primarily utilizing Level 2 inputs along with certain Level 3 inputs. The internally developed models include matrix pricing where the Company discounts expected cash flows utilizing market interest rates obtained from market sources based on the credit quality and duration of the instrument to determine fair value. For securities that may not be reliably priced using internally developed pricing models, fair value is estimated using indicative market prices. These prices are indicative of an exit price, but the assumptions used to establish the fair value may not be observable, or corroborated by market observable information, and represent Level 3 inputs.

The valuation of interest rate swaps is determined using an income approach. The primary input into the valuation represents the forward interest rate swap curve, which is generally considered an observable input, and results in the derivative being classified as Level 2.

The valuation of cross currency swaps is determined using an income approach. The primary inputs into the valuation represent the forward interest rate swap curve and foreign currency exchange rates, both of which are considered an observable input, and results in the derivative being classified as Level 2.

The fair value of the majority of separate account assets is based on the quoted prices of the underlying fund investments and, therefore represents Level 1 pricing. The remaining separate account assets represent Level 2 pricing, as defined above.

NOTES TO THE FINANCIAL STATEMENTS

C. Aggregate Fair Value of All Financial Instruments

The following table sets forth the Company's financial instruments fair values, admitted amounts and level of fair value amounts as of June 30, 2023:

Type of financial instrument	Aggregate fair value	Admitted assets	Level 1	Level 2	Level 3	Net asset (NAV)	Not practicable (Carrying value)
Bonds	\$ 26,970,099,271	\$ 28,991,754,775	\$ —	\$ 24,647,470,019	\$ 2,322,629,252	\$ —	\$ —
Preferred and common stocks	319,373,670	319,373,670	278,545,650	26,476,100	14,351,920	—	—
Mortgage loans	4,225,792,285	4,638,518,557	—	—	4,225,792,285	—	—
Other invested assets	316,406,857	344,354,809	—	316,406,857	—	—	—
Short-term investments	4,970,400	5,000,000	—	4,970,400	—	—	—
Cash equivalents	606,083,154	606,083,154	606,083,154	—	—	—	—
Separate account assets	8,785,754	8,785,754	8,785,754	—	—	—	—
Derivative assets	18,793,157	3,368,190	—	18,433,340	359,817	—	—
Derivative liabilities	389,634,264	—	—	386,874,953	2,759,311	—	—

The following table sets forth the Company's financial instruments fair values, admitted amounts and level of fair value amounts as of December 31, 2022:

Type of financial instrument	Aggregate fair value	Admitted assets	Level 1	Level 2	Level 3	Net asset (NAV)	Not practicable (Carrying value)
Bonds	\$ 27,200,901,096	\$ 29,481,684,838	\$ —	\$ 24,857,506,726	\$ 2,343,394,370	\$ —	\$ —
Preferred and common stocks	251,479,224	251,479,223	210,724,204	26,423,100	14,331,920	—	—
Mortgage loans	4,259,078,029	4,730,966,709	—	—	4,259,078,029	—	—
Other invested assets	314,382,546	343,385,776	—	314,382,546	—	—	—
Cash equivalents	432,059,799	432,059,799	432,059,799	—	—	—	—
Separate account assets	8,289,362	8,280,049	6,105,916	2,183,446	—	—	—
Derivative assets	18,988,367	7,289,940	—	18,988,367	—	—	—
Derivative liabilities	424,120,844	—	—	424,120,844	—	—	—

D. None

E. None

Note 21 - Other Items

C. Other Disclosures

Trust account

The Company is a party to a coinsurance agreement with Brighthouse Life Insurance Company ("Brighthouse"), formerly MetLife Insurance Company of Connecticut, whereby the Company assumed 100% of a certain block of LTC business. Under this agreement, the Company funded a trust account for the benefit of Brighthouse and maintains an aggregate amount of assets with a fair market value at least equal to 102% of the required reserves attributable to the affected risks. In February 2021, Genworth served a demand for arbitration seeking authorization to withdraw certain amounts from the trust. An arbitration hearing concluded in October 2022. In April 2023, the Company withdrew \$321,867,222 of securities and \$5,325,287 of cash from the trust.

Note 22 - Events Subsequent

There were no other material events that occurred subsequent to June 30, 2023. Subsequent events have been considered through August 14, 2023, the date on which the statutory financial statements were issued.

Note 23 - Reinsurance

None

Note 24 - Retrospectively Rated Contracts & Contracts Subject to Redetermination

E. Risk Sharing Provisions of the Affordable Care Act

None

Note 25 - Change in Incurred Losses and Loss Adjustment Expenses

A. Reserves as of December 31, 2022, were \$8,759,595,446 for the Company's accident and health insurance line of business. As of June 30, 2023, \$1,191,641,878 has been paid for incurred claims and claim adjustment expenses attributable to insured events of prior years. Reserves remaining for prior years are now \$7,378,136,802 as of June 30, 2023. Therefore, there has been \$189,816,766 of favorable prior year development from December 31, 2022 to June 30, 2023.

NOTES TO THE FINANCIAL STATEMENTS

The net interest accumulated on reserves less claims and expenses attributable to insured events of prior years was \$122,456,618. Therefore, there has been \$312,273,384 of favorable prior year development from December 31, 2022 to June 30, 2023, primarily related to favorable claim terminations mostly attributable to higher mortality, favorable development on prior year LTC incurred but not reported claims and favorable experience on LTC pending claims that did not become an active claim. Additionally, there were adjustments to claim and claim adjustment expense reserves and incurred but not reported reserves as described below.

As of June 30, 2023, the Company did not have any retrospectively rated policies.

- B. The Company regularly reviews its methodologies and assumptions in light of emerging experience and may be required to make adjustments to its LTC claim reserves in the future. The claim reserves are reviewed quarterly, and the Company conducts a detailed review of its claim reserve assumptions for its LTC business annually.

During 2023, the Company did not make any significant changes in assumptions or methodologies used to calculate its LTC claim and claim adjustment expense reserves, other than adjustments to claim and claim adjustment expense reserves and incurred but not reported reserves as described below.

The coronavirus pandemic ("COVID-19") significantly increased mortality on the Company's most vulnerable claimants. To account for this change in experience due to COVID-19, the Company adjusted the mortality assumption in its claim reserves to reflect the risk of lower claim termination rates on remaining claims. As of June 30, 2023 and December 31, 2022, the balance of incremental claim reserves associated with COVID-19 mortality was \$80,969,121 and \$93,364,913, respectively. The Company also experienced lower new claims incidence during COVID-19; however, this is expected to be temporary. As a result, the Company strengthened its incurred but not reported claim reserves during the height of COVID-19. As of June 30, 2023 and December 31, 2022, the balance of the incurred but not reported claim reserves due to lower claims incidence was \$28,240,360 and \$44,858,525, respectively.

Note 26 - Intercompany Pooling Arrangements

None

Note 27 - Structured Settlements

None

Note 28 - Health Care Receivables

None

Note 29 - Participating Policies

None

Note 30 - Premium Deficiency Reserves

None

Note 31 - Reserves for Life Contracts and Annuity Contracts

No significant change.

Note 32 - Analysis of Annuity Actuarial Reserves and Deposit Type Contract Liabilities by Withdrawal Characteristics

No significant change.

Note 33 - Analysis of Life Actuarial Reserves by Withdrawal Characteristics

No significant change.

Note 34 - Premiums and Annuity Considerations Deferred and Uncollected

No significant change.

Note 35 - Separate Accounts

No significant change.

Note 36 - Loss/Claim Adjustment Expenses

No significant change.

GENERAL INTERROGATORIES

PART 1 - COMMON INTERROGATORIES

GENERAL

- 1.1 Did the reporting entity experience any material transactions requiring the filing of Disclosure of Material Transactions with the State of Domicile, as required by the Model Act? Yes [] No [X]
- 1.2 If yes, has the report been filed with the domiciliary state? Yes [] No []
- 2.1 Has any change been made during the year of this statement in the charter, by-laws, articles of incorporation, or deed of settlement of the reporting entity? Yes [] No [X]
- 2.2 If yes, date of change:
- 3.1 Is the reporting entity a member of an Insurance Holding Company System consisting of two or more affiliated persons, one or more of which is an insurer? Yes [X] No []
If yes, complete Schedule Y, Parts 1 and 1A.
- 3.2 Have there been any substantial changes in the organizational chart since the prior quarter end? Yes [] No [X]
- 3.3 If the response to 3.2 is yes, provide a brief description of those changes.
.....
- 3.4 Is the reporting entity publicly traded or a member of a publicly traded group? Yes [X] No []
- 3.5 If the response to 3.4 is yes, provide the CIK (Central Index Key) code issued by the SEC for the entity/group. 0001276520
- 4.1 Has the reporting entity been a party to a merger or consolidation during the period covered by this statement? Yes [] No [X]
- 4.2 If yes, provide the name of the entity, NAIC Company Code, and state of domicile (use two letter state abbreviation) for any entity that has ceased to exist as a result of the merger or consolidation.

1 Name of Entity	2 NAIC Company Code	3 State of Domicile
N/A		

- 5. If the reporting entity is subject to a management agreement, including third-party administrator(s), managing general agent(s), attorney-in-fact, or similar agreement, have there been any significant changes regarding the terms of the agreement or principals involved? Yes [] No [] N/A [X]
If yes, attach an explanation.
.....
- 6.1 State as of what date the latest financial examination of the reporting entity was made or is being made. 12/31/2018
- 6.2 State the as of date that the latest financial examination report became available from either the state of domicile or the reporting entity. This date should be the date of the examined balance sheet and not the date the report was completed or released. 12/31/2018
- 6.3 State as of what date the latest financial examination report became available to other states or the public from either the state of domicile or the reporting entity. This is the release date or completion date of the examination report and not the date of the examination (balance sheet date). 06/11/2020
- 6.4 By what department or departments?
Delaware
- 6.5 Have all financial statement adjustments within the latest financial examination report been accounted for in a subsequent financial statement filed with Departments? Yes [X] No [] N/A []
- 6.6 Have all of the recommendations within the latest financial examination report been complied with? Yes [X] No [] N/A []
- 7.1 Has this reporting entity had any Certificates of Authority, licenses or registrations (including corporate registration, if applicable) suspended or revoked by any governmental entity during the reporting period? Yes [] No [X]
- 7.2 If yes, give full information:
N/A
- 8.1 Is the company a subsidiary of a bank holding company regulated by the Federal Reserve Board? Yes [] No [X]
- 8.2 If response to 8.1 is yes, please identify the name of the bank holding company.
N/A
- 8.3 Is the company affiliated with one or more banks, thrifts or securities firms? Yes [X] No []
- 8.4 If response to 8.3 is yes, please provide below the names and location (city and state of the main office) of any affiliates regulated by a federal regulatory services agency [i.e. the Federal Reserve Board (FRB), the Office of the Comptroller of the Currency (OCC), the Federal Deposit Insurance Corporation (FDIC) and the Securities Exchange Commission (SEC)] and identify the affiliate's primary federal regulator.

1 Affiliate Name	2 Location (City, State)	3 FRB	4 OCC	5 FDIC	6 SEC
Capital Brokerage Corporation	Richmond, VAYES...

STATEMENT AS OF JUNE 30, 2023 OF GENWORTH LIFE INSURANCE COMPANY

GENERAL INTERROGATORIES

- 9.1 Are the senior officers (principal executive officer, principal financial officer, principal accounting officer or controller, or persons performing similar functions) of the reporting entity subject to a code of ethics, which includes the following standards? Yes [X] No []
- (a) Honest and ethical conduct, including the ethical handling of actual or apparent conflicts of interest between personal and professional relationships;
- (b) Full, fair, accurate, timely and understandable disclosure in the periodic reports required to be filed by the reporting entity;
- (c) Compliance with applicable governmental laws, rules and regulations;
- (d) The prompt internal reporting of violations to an appropriate person or persons identified in the code; and
- (e) Accountability for adherence to the code.
- 9.11 If the response to 9.1 is No, please explain:
N/A
- 9.2 Has the code of ethics for senior managers been amended? Yes [] No [X]
- 9.21 If the response to 9.2 is Yes, provide information related to amendment(s).
N/A
- 9.3 Have any provisions of the code of ethics been waived for any of the specified officers? Yes [] No [X]
- 9.31 If the response to 9.3 is Yes, provide the nature of any waiver(s).
N/A

FINANCIAL

- 10.1 Does the reporting entity report any amounts due from parent, subsidiaries or affiliates on Page 2 of this statement? Yes [] No [X]
- 10.2 If yes, indicate any amounts receivable from parent included in the Page 2 amount: \$ 0

INVESTMENT

- 11.1 Were any of the stocks, bonds, or other assets of the reporting entity loaned, placed under option agreement, or otherwise made available for use by another person? (Exclude securities under securities lending agreements.) Yes [] No [X]
- 11.2 If yes, give full and complete information relating thereto:
N/A
12. Amount of real estate and mortgages held in other invested assets in Schedule BA: \$ 161,262,187
13. Amount of real estate and mortgages held in short-term investments: \$ 0
- 14.1 Does the reporting entity have any investments in parent, subsidiaries and affiliates? Yes [X] No []
- 14.2 If yes, please complete the following:
- | | 1
Prior Year-End
Book/Adjusted
Carrying Value | 2
Current Quarter
Book/Adjusted
Carrying Value |
|---|--|---|
| 14.21 Bonds | \$ 0 | \$ 0 |
| 14.22 Preferred Stock | \$ 0 | \$ 0 |
| 14.23 Common Stock | \$ 910,778,264 | \$ 957,850,371 |
| 14.24 Short-Term Investments | \$ 0 | \$ 0 |
| 14.25 Mortgage Loans on Real Estate | \$ 0 | \$ 0 |
| 14.26 All Other | \$ 29,605,051 | \$ 33,504,434 |
| 14.27 Total Investment in Parent, Subsidiaries and Affiliates (Subtotal Lines 14.21 to 14.26) | \$ 940,383,315 | \$ 991,354,805 |
| 14.28 Total Investment in Parent included in Lines 14.21 to 14.26 above | \$ | \$ |
- 15.1 Has the reporting entity entered into any hedging transactions reported on Schedule DB? Yes [X] No []
- 15.2 If yes, has a comprehensive description of the hedging program been made available to the domiciliary state? Yes [X] No [] N/A []
If no, attach a description with this statement.
.....
16. For the reporting entity's security lending program, state the amount of the following as of the current statement date:
- 16.1 Total fair value of reinvested collateral assets reported on Schedule DL, Parts 1 and 2. \$ 0
- 16.2 Total book/adjusted carrying value of reinvested collateral assets reported on Schedule DL, Parts 1 and 2 \$ 0
- 16.3 Total payable for securities lending reported on the liability page. \$ 0

STATEMENT AS OF JUNE 30, 2023 OF GENWORTH LIFE INSURANCE COMPANY
GENERAL INTERROGATORIES

17. Excluding items in Schedule E - Part 3 - Special Deposits, real estate, mortgage loans and investments held physically in the reporting entity's offices, vaults or safety deposit boxes, were all stocks, bonds and other securities, owned throughout the current year held pursuant to a custodial agreement with a qualified bank or trust company in accordance with Section 1, III - General Examination Considerations, F. Outsourcing of Critical Functions, Custodial or Safekeeping Agreements of the NAIC Financial Condition Examiners Handbook? Yes [X] No []
- 17.1 For all agreements that comply with the requirements of the NAIC Financial Condition Examiners Handbook, complete the following:

1 Name of Custodian(s)	2 Custodian Address
The Bank of New York Mellon	One Wall Street New York, NY 10286
Federal Home Loan Bank of Pittsburgh	601 Grant Street Pittsburgh, PA 15219-4455
Deutsche Bank	60 Wall Street, 27th Floor New York, NY 10005
The Bank of New York Mellon Corporate Trust, Insurance Trust	240 Greenwich Street, 7E Floor New York, NY 10286

- 17.2 For all agreements that do not comply with the requirements of the NAIC Financial Condition Examiners Handbook, provide the name, location and a complete explanation:

1 Name(s)	2 Location(s)	3 Complete Explanation(s)
N/A

- 17.3 Have there been any changes, including name changes, in the custodian(s) identified in 17.1 during the current quarter? Yes [] No [X]
- 17.4 If yes, give full information relating thereto:

1 Old Custodian	2 New Custodian	3 Date of Change	4 Reason
N/A

- 17.5 Investment management – Identify all investment advisors, investment managers, broker/dealers, including individuals that have the authority to make investment decisions on behalf of the reporting entity. For assets that are managed internally by employees of the reporting entity, note as such. ["...that have access to the investment accounts"; "...handle securities"]

1 Name of Firm or Individual	2 Affiliation
Western Asset Management Company, LLC	U.....
Antares Capital Advisers, LLC	U.....
Churchill Asset Management	U.....
Managed internally	I.....

- 17.5097 For those firms/individuals listed in the table for Question 17.5, do any firms/individuals unaffiliated with the reporting entity (i.e. designated with a "U") manage more than 10% of the reporting entity's invested assets? Yes [] No [X]

- 17.5098 For firms/individuals unaffiliated with the reporting entity (i.e. designated with a "U") listed in the table for Question 17.5, does the total assets under management aggregate to more than 50% of the reporting entity's invested assets? Yes [] No [X]

- 17.6 For those firms or individuals listed in the table for 17.5 with an affiliation code of "A" (affiliated) or "U" (unaffiliated), provide the information for the table below.

1 Central Registration Depository Number	2 Name of Firm or Individual	3 Legal Entity Identifier (LEI)	4 Registered With	5 Investment Management Agreement (IMA) Filed
110441	Western Asset Management Company, LLC	549300C5A561UXU1CN46	SEC	NO.....
281998	Antares Capital Advisers, LLC	SEC	NO.....
175092	Churchill Asset Management	SEC

- 18.1 Have all the filing requirements of the Purposes and Procedures Manual of the NAIC Investment Analysis Office been followed? Yes [X] No []
- 18.2 If no, list exceptions:
 N/A

19. By self-designating 5GI securities, the reporting entity is certifying the following elements for each self-designated 5GI security:
 a. Documentation necessary to permit a full credit analysis of the security does not exist or an NAIC CRP credit rating for an FE or PL security is not available.
 b. Issuer or obligor is current on all contracted interest and principal payments.
 c. The insurer has an actual expectation of ultimate payment of all contracted interest and principal.
 Has the reporting entity self-designated 5GI securities? Yes [] No [X]

20. By self-designating PLGI securities, the reporting entity is certifying the following elements of each self-designated PLGI security:
 a. The security was purchased prior to January 1, 2018.
 b. The reporting entity is holding capital commensurate with the NAIC Designation reported for the security.
 c. The NAIC Designation was derived from the credit rating assigned by an NAIC CRP in its legal capacity as a NRSRO which is shown on a current private letter rating held by the insurer and available for examination by state insurance regulators.
 d. The reporting entity is not permitted to share this credit rating of the PL security with the SVO.
 Has the reporting entity self-designated PLGI securities? Yes [] No [X]

21. By assigning FE to a Schedule BA non-registered private fund, the reporting entity is certifying the following elements of each self-designated FE fund:
 a. The shares were purchased prior to January 1, 2019.
 b. The reporting entity is holding capital commensurate with the NAIC Designation reported for the security.
 c. The security had a public credit rating(s) with annual surveillance assigned by an NAIC CRP in its legal capacity as an NRSRO prior to January 1, 2019.
 d. The fund only or predominantly holds bonds in its portfolio.
 e. The current reported NAIC Designation was derived from the public credit rating(s) with annual surveillance assigned by an NAIC CRP in its legal capacity as an NRSRO.
 f. The public credit rating(s) with annual surveillance assigned by an NAIC CRP has not lapsed.
 Has the reporting entity assigned FE to Schedule BA non-registered private funds that complied with the above criteria? Yes [] No [X]

GENERAL INTERROGATORIES

PART 2 - LIFE AND ACCIDENT AND HEALTH COMPANIES/FRATERNAL BENEFIT SOCIETIES

Life and Accident Health Companies/Fraternal Benefit Societies:

1. Report the statement value of mortgage loans at the end of this reporting period for the following categories: 1
Amount
- 1.1 Long-Term Mortgages In Good Standing
- 1.11 Farm Mortgages\$.....
- 1.12 Residential Mortgages\$.....
- 1.13 Commercial Mortgages\$..... 4,638,518,557
- 1.14 Total Mortgages in Good Standing\$..... 4,638,518,557
- 1.2 Long-Term Mortgages In Good Standing with Restructured Terms
- 1.21 Total Mortgages in Good Standing with Restructured Terms.....\$.....
- 1.3 Long-Term Mortgage Loans Upon which Interest is Overdue more than Three Months
- 1.31 Farm Mortgages\$.....
- 1.32 Residential Mortgages\$.....
- 1.33 Commercial Mortgages\$.....
- 1.34 Total Mortgages with Interest Overdue more than Three Months\$..... 0
- 1.4 Long-Term Mortgage Loans in Process of Foreclosure
- 1.41 Farm Mortgages\$.....
- 1.42 Residential Mortgages\$.....
- 1.43 Commercial Mortgages\$.....
- 1.44 Total Mortgages in Process of Foreclosure\$..... 0
- 1.5 Total Mortgage Loans (Lines 1.14 + 1.21 + 1.34 + 1.44) (Page 2, Column 3, Lines 3.1 + 3.2)\$..... 4,638,518,557
- 1.6 Long-Term Mortgages Foreclosed, Properties Transferred to Real Estate in Current Quarter
- 1.61 Farm Mortgages\$.....
- 1.62 Residential Mortgages\$.....
- 1.63 Commercial Mortgages\$.....
- 1.64 Total Mortgages Foreclosed and Transferred to Real Estate\$..... 0
2. Operating Percentages:
- 2.1 A&H loss percent 129.400 %
- 2.2 A&H cost containment percent 0.200 %
- 2.3 A&H expense percent excluding cost containment expenses 30.800 %
- 3.1 Do you act as a custodian for health savings accounts? Yes [] No [X]
- 3.2 If yes, please provide the amount of custodial funds held as of the reporting date\$.....
- 3.3 Do you act as an administrator for health savings accounts? Yes [] No [X]
- 3.4 If yes, please provide the balance of the funds administered as of the reporting date\$.....
4. Is the reporting entity licensed or chartered, registered, qualified, eligible or writing business in at least two states? Yes [X] No []
- 4.1 If no, does the reporting entity assume reinsurance business that covers risks residing in at least one state other than the state of domicile of the reporting entity? Yes [] No []

Fraternal Benefit Societies Only:

- 5.1 In all cases where the reporting entity has assumed accident and health risks from another company, provisions should be made in this statement on account of such reinsurances for reserve equal to that which the original company would have been required to establish had it retained the risks. Has this been done? Yes [] No [] N/A []
- 5.2 If no, explain:
.....
- 6.1 Does the reporting entity have outstanding assessments in the form of liens against policy benefits that have increased surplus? Yes [] No []
- 6.2 If yes, what is the date(s) of the original lien and the total outstanding balance of liens that remain in surplus?

Date	Outstanding Lien Amount
.....

STATEMENT AS OF JUNE 30, 2023 OF GENWORTH LIFE INSURANCE COMPANY

SCHEDULE S - CEDED REINSURANCE

Showing All New Reinsurance Treaties - Current Year to Date

1	2	3	4	5	6	7	8	9	10
NAIC Company Code	ID Number	Effective Date	Name of Reinsurer	Domiciliary Jurisdiction	Type of Reinsurance Ceded	Type of Business Ceded	Type of Reinsurer	Certified Reinsurer Rating (1 through 6)	Effective Date of Certified Reinsurer Rating
..00000	..AA-3194128	..04/01/2023	Allied World Assurance Company Limited	BMU	..CAT/G; CAT/I	..OL	Certified	..3	..01/01/2023
..00000	..AA-1127200	..04/01/2023	Lloyd's Underwriter Syndicate No. 1200 WSM	GBR	..CAT/G; CAT/I	..OL	AUTHORIZED/RECIPROCAL		
..00000	..AA-1126510	..04/01/2023	Lloyd's Underwriter Syndicate No. 0510 KLN	GBR	..CAT/G; CAT/I	..OL	AUTHORIZED/RECIPROCAL		
..00000	..AA-1120096	..04/01/2023	Lloyd's Underwriter Syndicate No. 1880 TMK	GBR	..CAT/G; CAT/I	..OL	AUTHORIZED/RECIPROCAL		
..00000	..AA-1128623	..04/01/2023	Lloyd's Underwriter Syndicate No. 2623 AFB	GBR	..CAT/G; CAT/I	..OL	AUTHORIZED/RECIPROCAL		
..00000	..AA-1128001	..04/01/2023	Lloyd's Underwriter Syndicate No. 0623 AFB	GBR	..CAT/G; CAT/I	..OL	AUTHORIZED/RECIPROCAL		
..00000	..AA-1126004	..04/01/2023	Lloyd's Underwriter Syndicate No. 4444 CNP	GBR	..CAT/G; CAT/I	..OL	AUTHORIZED/RECIPROCAL		
..00000	..AA-1126006	..04/01/2023	Lloyd's Underwriter Syndicate No. 4472 LIB	GBR	..CAT/G; CAT/I	..OL	AUTHORIZED/RECIPROCAL		
..21113	..13-5459190	..04/01/2023	United States Fire Insurance Company	DE	..CAT/G; CAT/I	..OL	AUTHORIZED		
..16535	..36-4233459	..04/01/2023	Zurich American Insurance Company	NY	..CAT/G; CAT/I	..OL	AUTHORIZED		
..00000	..AA-1128987	..04/01/2023	Lloyd's Underwriter Syndicate No. 2987 BRT	GBR	..CAT/G; CAT/I	..OL	AUTHORIZED/RECIPROCAL		
..00000	..AA-1120198	..04/01/2023	Lloyd's Underwriter Syndicate No. 1618 KII	GBR	..CAT/G; CAT/I	..OL	AUTHORIZED/RECIPROCAL		
..00000	..AA-1120179	..04/01/2023	Lloyd's Underwriter Syndicate No. 2988 BRT	GBR	..CAT/G; CAT/I	..OL	AUTHORIZED/RECIPROCAL		
..00000	..AA-1120064	..04/01/2023	Lloyd's Underwriter Syndicate No. 1919 CVS	GBR	..CAT/G; CAT/I	..OL	AUTHORIZED/RECIPROCAL		

STATEMENT AS OF JUNE 30, 2023 OF GENWORTH LIFE INSURANCE COMPANY
SCHEDULE T - PREMIUMS AND ANNUITY CONSIDERATIONS

Current Year To Date - Allocated by States and Territories

	1	Life Contracts		Direct Business Only			7
		2	3	4	5	6	
States, Etc.	Active Status (a)	Life Insurance Premiums	Annuity Considerations	Accident and Health Insurance Premiums, Including Policy, Membership and Other Fees	Other Considerations	Total Columns 2 Through 5	Deposit-Type Contracts
1. Alabama	AL	1,504,900	0	14,393,264	0	15,898,164	0
2. Alaska	AK	146,994	0	1,832,548	0	1,979,542	0
3. Arizona	AZ	2,057,088	0	22,198,475	0	24,255,563	0
4. Arkansas	AR	847,884	0	6,901,785	0	7,749,669	0
5. California	CA	13,791,357	157,784	132,760,504	0	146,709,645	0
6. Colorado	CO	2,134,062	14,116	25,727,031	0	27,875,209	0
7. Connecticut	CT	2,462,965	9,131	27,270,485	0	29,742,581	0
8. Delaware	DE	970,313	18,600	5,968,446	0	6,957,359	0
9. District of Columbia	DC	213,043	0	3,156,431	0	3,369,474	0
10. Florida	FL	9,619,173	119,465	76,435,652	0	86,174,290	0
11. Georgia	GA	4,339,877	44,500	33,973,459	0	38,357,836	0
12. Hawaii	HI	812,506	7,000	7,067,210	0	7,886,716	0
13. Idaho	ID	573,334	0	3,932,482	0	4,505,816	0
14. Illinois	IL	4,301,328	29,000	43,864,519	0	48,194,847	0
15. Indiana	IN	1,819,187	0	17,866,698	0	19,685,885	0
16. Iowa	IA	980,564	0	17,509,126	0	18,489,690	0
17. Kansas	KS	894,303	1,800	12,045,403	0	12,941,506	0
18. Kentucky	KY	1,176,142	300	15,376,287	0	16,552,729	0
19. Louisiana	LA	1,180,505	7,600	8,428,522	0	9,616,627	0
20. Maine	ME	367,465	112	6,447,390	0	6,814,967	0
21. Maryland	MD	2,488,068	2,100	32,780,169	0	35,270,337	0
22. Massachusetts	MA	2,507,723	0	33,761,558	0	36,269,281	0
23. Michigan	MI	3,989,607	(106,515)	22,460,038	0	26,343,130	0
24. Minnesota	MN	3,804,731	0	35,439,379	0	39,244,110	0
25. Mississippi	MS	1,094,869	1,800	4,796,590	0	5,893,259	0
26. Missouri	MO	2,017,291	600	22,548,805	0	24,566,696	0
27. Montana	MT	321,749	0	2,966,677	0	3,288,426	0
28. Nebraska	NE	835,036	0	15,223,196	0	16,058,232	0
29. Nevada	NV	837,445	600	6,421,191	0	7,259,236	0
30. New Hampshire	NH	585,284	0	6,521,105	0	7,106,389	0
31. New Jersey	NJ	3,534,266	55,191	43,601,633	0	47,191,090	0
32. New Mexico	NM	409,826	0	5,922,246	0	6,332,072	0
33. New York	NY	659,150	12,400	3,937,603	0	4,609,153	0
34. North Carolina	NC	6,008,178	5,345	43,669,597	0	49,683,120	0
35. North Dakota	ND	416,880	0	3,380,505	0	3,797,385	0
36. Ohio	OH	3,740,959	0	40,087,820	0	43,828,779	0
37. Oklahoma	OK	989,559	0	8,336,618	0	9,326,177	0
38. Oregon	OR	905,281	1,200	12,216,764	0	13,123,245	0
39. Pennsylvania	PA	6,567,041	21,020	58,013,820	0	64,601,881	5,000,000
40. Rhode Island	RI	505,162	20,561	4,392,626	0	4,918,349	0
41. South Carolina	SC	2,294,405	3,900	22,500,819	0	24,799,124	0
42. South Dakota	SD	635,113	600	6,727,136	0	7,362,849	0
43. Tennessee	TN	2,937,038	2,000	25,010,509	0	27,949,547	0
44. Texas	TX	7,481,853	136,289	64,986,324	0	72,604,466	0
45. Utah	UT	997,107	0	4,196,901	0	5,194,008	0
46. Vermont	VT	282,483	0	3,433,927	0	3,716,410	0
47. Virginia	VA	4,750,128	16,961	58,482,240	0	63,249,329	0
48. Washington	WA	2,054,538	9,515	31,436,947	0	33,501,000	0
49. West Virginia	WV	387,971	0	3,149,428	0	3,537,399	0
50. Wisconsin	WI	2,329,904	48,476	20,223,325	0	22,601,705	0
51. Wyoming	WY	277,983	0	2,489,823	0	2,767,806	0
52. American Samoa	AS	2,777	0	0	0	2,777	0
53. Guam	GU	498	0	0	0	498	0
54. Puerto Rico	PR	7,667	0	851	0	8,518	0
55. U.S. Virgin Islands	VI	4,213	0	5,080	0	9,293	0
56. Northern Mariana Islands	MP	0	0	0	0	0	0
57. Canada	CAN	1,423	0	0	0	1,423	0
58. Aggregate Other Aliens	OT	0	0	0	0	0	0
59. Subtotal	XXX	116,856,196	641,451	1,132,276,967	0	1,249,774,614	5,000,000
90. Reporting entity contributions for employee benefits plans	XXX	0	0	0	0	0	0
91. Dividends or refunds applied to purchase paid-up additions and annuities	XXX	0	0	0	0	0	0
92. Dividends or refunds applied to shorten endowment or premium paying period	XXX	0	0	0	0	0	0
93. Premium or annuity considerations waived under disability or other contract provisions	XXX	25,037	0	89,420,951	0	89,445,988	0
94. Aggregate or other amounts not allocable by State	XXX	0	0	0	0	0	0
95. Totals (Direct Business)	XXX	116,881,233	641,451	1,221,697,918	0	1,339,220,602	5,000,000
96. Plus Reinsurance Assumed	XXX	39,079,461	0	116,846,124	0	155,925,585	0
97. Totals (All Business)	XXX	155,960,694	641,451	1,338,544,042	0	1,495,146,187	5,000,000
98. Less Reinsurance Ceded	XXX	132,485,308	338,150	204,805,382	0	337,628,840	0
99. Totals (All Business) less Reinsurance Ceded	XXX	23,475,386	303,301	1,133,738,660	0	1,157,517,347	5,000,000
DETAILS OF WRITE-INS							
58001.	XXX						
58002.	XXX						
58003.	XXX						
58998. Summary of remaining write-ins for Line 58 from overflow page	XXX	0	0	0	0	0	0
58999. Totals (Lines 58001 through 58003 plus 58998)(Line 58 above)	XXX	0	0	0	0	0	0
9401.	XXX						
9402.	XXX						
9403.	XXX						
9498. Summary of remaining write-ins for Line 94 from overflow page	XXX	0	0	0	0	0	0
9499. Totals (Lines 9401 through 9403 plus 9498)(Line 94 above)	XXX	0	0	0	0	0	0

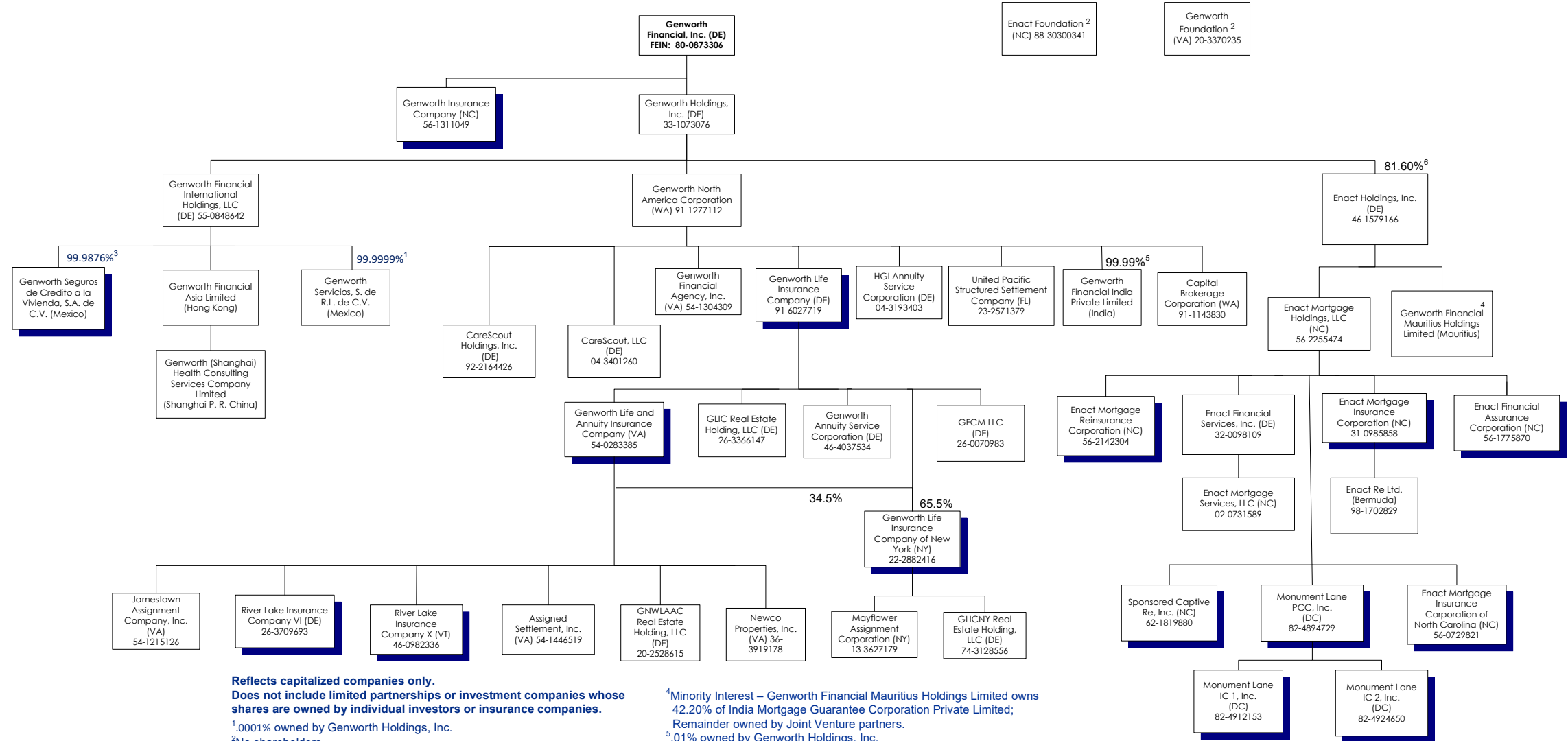
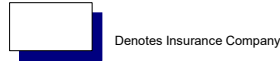
(a) Active Status Counts:

- | | |
|--|--|
| 1. L - Licensed or Chartered - Licensed insurance carrier or domiciled RRG..... 52 | 4. Q - Qualified - Qualified or accredited reinsurer..... 0 |
| 2. R - Registered - Non-domiciled RRGs..... 0 | 5. N - None of the above - Not allowed to write business in the state..... 5 |
| 3. E - Eligible - Reporting entities eligible or approved to write surplus lines in the state..... 0 | |

STATEMENT AS OF JUNE 30, 2023 OF GENWORTH LIFE INSURANCE COMPANY

SCHEDULE Y – INFORMATION CONCERNING ACTIVITIES OF INSURER MEMBERS OF A HOLDING COMPANY GROUP
PART 1 – ORGANIZATIONAL CHART

Genworth Financial, Inc.
Global Organizational Chart
As of June 30, 2023
Common Stock Ownership Only - 100% unless otherwise indicated



**Reflects capitalized companies only.
Does not include limited partnerships or investment companies whose shares are owned by individual investors or insurance companies.**

¹.0001% owned by Genworth Holdings, Inc.
²No shareholders.
³0.0124% owned by Genworth Holdings, Inc.

⁴Minority Interest – Genworth Financial Mauritius Holdings Limited owns 42.20% of India Mortgage Guarantee Corporation Private Limited; Remainder owned by Joint Venture partners.
⁵.01% owned by Genworth Holdings, Inc.
⁶~9% investment vehicles managed by Bayview Asset Management, LLC; Remainder publicly owned.

STATEMENT AS OF JUNE 30, 2023 OF GENWORTH LIFE INSURANCE COMPANY

SCHEDULE Y

PART 1A - DETAIL OF INSURANCE HOLDING COMPANY SYSTEM

1	2	3	4	5	6	7	8	9	10	11	12	13	14	15	16
Group Code	Group Name	NAIC Company Code	ID Number	Federal RSSD	CIK	Name of Securities Exchange if Publicly Traded (U.S. or International)	Names of Parent, Subsidiaries Or Affiliates	Domi-ciliary Location	Relation-ship to Reporting Entity	Directly Controlled by (Name of Entity/Person)	Type of Control (Ownership, Board, Management, Attorney-in-Fact, Influence, Other)	If Control is Ownership Provide Percentage	Ultimate Controlling Entity(ies)/Person(s)	Is an SCA Filing Re-quired? (Yes/No)	*
		00000	54-1446519				Assigned Settlement, Inc.	VA	NIA	Genworth Life and Annuity Insurance Company	Ownership	100.000	Genworth Financial, Inc.	YES	
		00000	91-1143830				Capital Brokerage Corporation	WA	NIA	Genworth North America Corporation	Ownership	100.000	Genworth Financial, Inc.	NO	
		00000	04-3401260				CareScout, LLC	DE	NIA	Genworth North America Corporation	Ownership	100.000	Genworth Financial, Inc.	NO	
							CareScout Holdings, Inc.	DE	NIA	Genworth North America Corporation	Ownership	100.000	Genworth Financial, Inc.	NO	
.4011	Genworth Financial, Inc.	37095	56-1775870				Enact Financial Assurance Corporation	NC	IA	Enact Mortgage Holdings, LLC	Ownership	100.000	Genworth Financial, Inc.	NO	
		00000	32-0098109				Enact Financial Services, Inc.	DE	NIA	Enact Mortgage Holdings, LLC	Ownership	100.000	Genworth Financial, Inc.	NO	
		00000	46-1579166		0001823529	NASDAQ	Enact Holdings, Inc.	DE	NIA	Genworth Holdings, Inc.1	Ownership	81.600	Genworth Financial, Inc.	NO	1
		00000	46-1579166		0001823529	NASDAQ	Enact Holdings, Inc.	DE	NIA	Publicly Owned	Ownership	18.400	Genworth Financial, Inc.	NO	
		00000	56-2255474				Enact Mortgage Holdings, LLC	NC	NIA	Enact Holdings, Inc.	Ownership	100.000	Genworth Financial, Inc.	NO	
.4011	Genworth Financial, Inc.	38458	31-0985858				Enact Mortgage Insurance Corporation	NC	IA	Enact Mortgage Holdings, LLC	Ownership	100.000	Genworth Financial, Inc.	NO	
							Enact Mortgage Insurance Corporation of North Carolina	NC	IA	Enact Mortgage Holdings, LLC	Ownership	100.000	Genworth Financial, Inc.	NO	
.4011	Genworth Financial, Inc.	16675	56-0729821				Enact Mortgage Reinsurance Corporation	NC	IA	Enact Mortgage Holdings, LLC	Ownership	100.000	Genworth Financial, Inc.	NO	
.4011	Genworth Financial, Inc.	11049	56-2142304				Enact Mortgage Services, LLC	NC	NIA	Genworth Financial Services, Inc.	Ownership	100.000	Genworth Financial, Inc.	NO	
		00000	02-0731589				Enact Re Ltd.	BMU	NIA	Enact Mortgage Insurance Corporation	Ownership	100.000	Genworth Financial, Inc.	NO	
		00000	98-1702829				Genworth Annuity Service Corporation	DE	DS	Genworth Life Insurance Company	Ownership	100.000	Genworth Financial, Inc.	YES	
		00000	46-4037534				Genworth Financial Agency, Inc.	VA	NIA	Genworth North America Corporation	Ownership	100.000	Genworth Financial, Inc.	NO	
		00000	54-1304309				Genworth Financial Asia Limited	HKG	NIA	Genworth Financial International Holdings, LLC	Ownership	100.000	Genworth Financial, Inc.	NO	
		00000	80-0873306		0001276520	NYSE	Genworth Financial, Inc.	DE	UIP	Remainder publicly owned	Ownership	100.000	Genworth Financial, Inc.	NO	
		00000					Genworth Financial India Private Limited	IND	NIA	Genworth North America Corporation	Ownership	99.990	Genworth Financial, Inc.	NO	
		00000					Genworth Financial India Private Limited	IND	NIA	Genworth Holdings, Inc.	Ownership	0.010	Genworth Financial, Inc.	NO	
		00000	55-0848642				Genworth Financial International Holdings, LLC	DE	NIA	Genworth Holdings, Inc.	Ownership	100.000	Genworth Financial, Inc.	NO	
		00000					Genworth Financial Mauritius Holdings Limited	MUS	NIA	Enact Holdings, Inc.	Ownership	100.000	Genworth Financial, Inc.	NO	
		00000	33-1073076				Genworth Holdings, Inc.	DE	UIP	Genworth Financial, Inc.	Ownership	100.000	Genworth Financial, Inc.	NO	
.4011	Genworth Financial, Inc.	94072	56-1311049				Genworth Insurance Company	NC	IA	Genworth Financial, Inc.	Ownership	100.000	Genworth Financial, Inc.	NO	
.4011	Genworth Financial, Inc.	65536	54-0283385				Genworth Life and Annuity Insurance Company	VA	DS	Genworth Life Insurance Company	Ownership	100.000	Genworth Financial, Inc.	NO	
.4011	Genworth Financial, Inc.	70025	91-6027719				Genworth Life Insurance Company	DE	RE	Genworth North America Corporation	Ownership	100.000	Genworth Financial, Inc.	NO	
.4011	Genworth Financial, Inc.	72990	22-2882416				Genworth Life Insurance Company of New York	NY	DS	Genworth Life Insurance Company	Ownership	65.500	Genworth Financial, Inc.	NO	
.4011	Genworth Financial, Inc.	72990	22-2882416				Genworth Life Insurance Company of New York	NY	DS	Genworth Life and Annuity Insurance Company	Ownership	34.500	Genworth Financial, Inc.	NO	
		00000	91-1277112				Genworth North America Corporation	WA	UDP	Genworth Holdings, Inc.	Ownership	100.000	Genworth Financial, Inc.	NO	
		00000					Genworth Seguros de Credito a la Vivienda, S.A. de C.V.	MEX	IA	Genworth Financial International Holdings, LLC	Ownership	99.988	Genworth Financial, Inc.	NO	
		00000					Genworth Seguros de Credito a la Vivienda, S.A. de C.V.	MEX	IA	Genworth Holdings, Inc.	Ownership	0.012	Genworth Financial, Inc.	YES	
		00000					Genworth Servicios, S. de R.L. de C.V.	MEX	NIA	Genworth Financial International Holdings, LLC	Ownership	100.000	Genworth Financial, Inc.	NO	
		00000					Genworth Servicios, S. de R.L. de C.V.	MEX	NIA	Genworth Holdings, Inc.	Ownership	0.000	Genworth Financial, Inc.	YES	
		00000					Genworth (Shanghai) Health Consulting Services Company Limited	CHN	NIA	Genworth Financial Asia Limited	Ownership	100.000	Genworth Financial, Inc.	NO	
		00000	26-0070983				GFCM LLC	DE	DS	Genworth Life Insurance Company	Ownership	100.000	Genworth Financial, Inc.	NO	
		00000	26-3366147				GLIC Real Estate Holding, LLC	DE	DS	Genworth Life Insurance Company	Ownership	100.000	Genworth Financial, Inc.	NO	
		00000	74-3128556				GLICNY Real Estate Holding, LLC	DE	NIA	Genworth Life Insurance Company of New York	Ownership	100.000	Genworth Financial, Inc.	NO	
		00000	20-2528615				GNILAAC Real Estate Holding, LLC	DE	NIA	Genworth Life and Annuity Insurance Company	Ownership	100.000	Genworth Financial, Inc.	NO	

STATEMENT AS OF JUNE 30, 2023 OF GENWORTH LIFE INSURANCE COMPANY

SCHEDULE Y

PART 1A - DETAIL OF INSURANCE HOLDING COMPANY SYSTEM

1	2	3	4	5	6	7	8	9	10	11	12	13	14	15	16
Group Code	Group Name	NAIC Company Code	ID Number	Federal RSSD	CIK	Name of Securities Exchange if Publicly Traded (U.S. or International)	Names of Parent, Subsidiaries Or Affiliates	Domiciliary Location	Relationship to Reporting Entity	Directly Controlled by (Name of Entity/Person)	Type of Control (Ownership, Board, Management, Attorney-in-Fact, Influence, Other)	If Control is Ownership Provide Percentage	Ultimate Controlling Entity(ies)/Person(s)	Is an SCA Filing Required? (Yes/No)	*
		00000	04-3193403				HGI Annuity Service Corporation	..DE.....NIA.....	Genworth North America Corporation	Ownership.....	100.000	Genworth Financial, Inc.NO.....	
		97144	54-1215126				Jamestown Assignment Company, Inc.	..VA.....NIA.....	Genworth Life and Annuity Insurance Company	Ownership.....	100.000	Genworth Financial, Inc.NO.....	
		00000	13-3627179				Mayflower Assignment Corporation	..NY.....NIA.....	Genworth Life Insurance Company of New York	Ownership.....	100.000	Genworth Financial, Inc.YES.....	
.4011	Genworth Financial, Inc.	00000	82-4894729				Monument Lane PCC, Inc.	..DC.....IA.....	Enact Mortgage Holdings, LLC	Ownership.....	100.000	Genworth Financial, Inc.NO.....	
.4011	Genworth Financial, Inc.	00000	82-4912153				Monument Lane IC 1, Inc.	..DC.....IA.....	Monument Lane PCC, Inc.	Ownership.....	100.000	Genworth Financial, Inc.NO.....	
.4011	Genworth Financial, Inc.	00000	82-4924650				Monument Lane IC 2, Inc.	..DC.....IA.....	Monument Lane PCC, Inc.	Ownership.....	100.000	Genworth Financial, Inc.NO.....	
		00000	36-3919178				Newco Properties, Inc.	..VA.....NIA.....	Genworth Life and Annuity Insurance Company	Ownership.....	100.000	Genworth Financial, Inc.YES.....	
.4011	Genworth Financial, Inc.	13569	26-3709693				River Lake Insurance Company VI	..DE.....IA.....	Genworth Life and Annuity Insurance Company	Ownership.....	100.000	Genworth Financial, Inc.NO.....	
.4011	Genworth Financial, Inc.	15139	46-0982336				River Lake Insurance Company X	..VT.....IA.....	Genworth Life and Annuity Insurance Company	Ownership.....	100.000	Genworth Financial, Inc.NO.....	
.4011	Genworth Financial, Inc.	11365	62-1819880				Sponsored Captive Re, Inc.	..NC.....IA.....	Enact Mortgage Holdings, LLC	Ownership.....	100.000	Genworth Financial, Inc.NO.....	
		00000	23-2571379				United Pacific Structured Settlement Company	..FL.....NIA.....	Genworth North America Corporation	Ownership.....	100.000	Genworth Financial, Inc.NO.....	

Asterisk	Explanation
.....	1-9% investment vehicles managed by Bayview Asset Management, LLC; Remainder publicly owned

SUPPLEMENTAL EXHIBITS AND SCHEDULES INTERROGATORIES

The following supplemental reports are required to be filed as part of your statement filing. However, in the event that your company does not transact the type of business for which the special report must be filed, your response of NO to the specific interrogatory will be accepted in lieu of filing a "NONE" report and a bar code will be printed below. If the supplement is required of your company but is not being filed for whatever reason enter SEE EXPLANATION and provide an explanation following the interrogatory questions.

	Response
1. Will the Trusteed Surplus Statement be filed with the state of domicile and the NAIC with this statement?	NO
2. Will the Medicare Part D Coverage Supplement be filed with the state of domicile and the NAIC with this statement?	NO
3. Will the Reasonableness of Assumptions Certification required by Actuarial Guideline XXXV be filed with the state of domicile and electronically with the NAIC?	NO
4. Will the Reasonableness and Consistency of Assumptions Certification required by Actuarial Guideline XXXV be filed with the state of domicile and electronically with the NAIC?	YES
5. Will the Reasonableness of Assumptions Certification for Implied Guaranteed Rate Method required by Actuarial Guideline XXXVI be filed with the state of domicile and electronically with the NAIC?	NO
6. Will the Reasonableness and Consistency of Assumptions Certification required by Actuarial Guideline XXXVI (Updated Average Market Value) be filed with the state of domicile and electronically with the NAIC?	NO
7. Will the Reasonableness and Consistency of Assumptions Certification required by Actuarial Guideline XXXVI (Updated Market Value) be filed with the state of domicile and electronically with the NAIC?	NO
8. Will the Life PBR Statement of Exemption be filed with the state of domicile by July 1st and electronically with the NAIC with the second quarterly filing per the Valuation Manual (by August 15)? (2nd Quarter Only) The response for 1st and 3rd quarters should be N/A. A NO response resulting with a bar code is only appropriate in the 2nd quarter. In the case of an ongoing statement of exemption, enter "SEE EXPLANATION" and provide as an explanation that the company is utilizing an ongoing statement of exemption.	SEE EXPLANATION

AUGUST FILING


9. Will the regulator-only (non-public) Communication of Internal Control Related Matters Noted in Audit be filed with the state of domicile and electronically with the NAIC (as a regulator-only non-public document) by August 1? The response for 1st and 3rd quarters should be N/A. A NO response resulting with a bar code is only appropriate in the 2nd quarter.	YES
--	-----

Explanation:

1. The company does not transact this type of business.
2. The company does not transact this type of business.
3. The company does not transact this type of business.
5. The company does not transact this type of business.
6. The company does not transact this type of business.
7. The company does not transact this type of business.
8. The company is utilizing an ongoing statement of exemption.

Bar Code:

1. Trusteed Surplus Statement [Document Identifier 490]
2. Medicare Part D Coverage Supplement [Document Identifier 365]
3. Reasonableness of Assumptions Certification required by Actuarial Guideline XXXV [Document Identifier 445]
5. Reasonableness of Assumptions Certification for Implied Guaranteed Rate Method required by Actuarial Guideline XXXVI [Document Identifier 447]
6. Reasonableness and Consistency of Assumptions Certification required by Actuarial Guideline XXXVI [Document Identifier 448]
7. Reasonableness and Consistency of Assumptions Certification required by Actuarial Guideline XXXVI (Updated Market Value) [Document Identifier 449]



OVERFLOW PAGE FOR WRITE-INS

Additional Write-ins for Assets Line 25

	Current Statement Date			4 December 31 Prior Year Net Admitted Assets
	1 Assets	2 Nonadmitted Assets	3 Net Admitted Assets (Cols. 1 - 2)	
2504. Miscellaneous receivables	12,005,951	743,562	11,262,389	9,848,807
2505. State tax receivable	1,762,497		1,762,497	1,611,215
2597. Summary of remaining write-ins for Line 25 from overflow page	13,768,448	743,562	13,024,886	11,460,022

STATEMENT AS OF JUNE 30, 2023 OF GENWORTH LIFE INSURANCE COMPANY

SCHEDULE A - VERIFICATION

Real Estate

	1 Year to Date	2 Prior Year Ended December 31
1. Book/adjusted carrying value, December 31 of prior year		
2. Cost of acquired:		
2.1 Actual cost at time of acquisition		
2.2 Additional investment made after acquisition		
3. Current year change in encumbrances		
4. Total gain (loss) on disposals		
5. Deduct amounts received on disposals		
6. Total foreign exchange change in book/adjusted carrying value		
7. Deduct current year's other than temporary impairment recognized		
8. Deduct current year's depreciation		
9. Book/adjusted carrying value at the end of current period (Lines 1+2+3+4-5+6-7-8)		
10. Deduct total nonadmitted amounts		
11. Statement value at end of current period (Line 9 minus Line 10)		

NONE

SCHEDULE B - VERIFICATION

Mortgage Loans

	1 Year to Date	2 Prior Year Ended December 31
1. Book value/recorded investment excluding accrued interest, December 31 of prior year	4,730,966,709	4,497,570,204
2. Cost of acquired:		
2.1 Actual cost at time of acquisition	112,613,037	700,681,102
2.2 Additional investment made after acquisition		375,000
3. Capitalized deferred interest and other		0
4. Accrual of discount		0
5. Unrealized valuation increase (decrease)		0
6. Total gain (loss) on disposals		0
7. Deduct amounts received on disposals	205,061,189	467,659,597
8. Deduct amortization of premium and mortgage interest points and commitment fees		0
9. Total foreign exchange change in book value/recorded investment excluding accrued interest		0
10. Deduct current year's other than temporary impairment recognized		0
11. Book value/recorded investment excluding accrued interest at end of current period (Lines 1+2+3+4+5+6-7-8+9-10)	4,638,518,557	4,730,966,709
12. Total valuation allowance		
13. Subtotal (Line 11 plus Line 12)	4,638,518,557	4,730,966,709
14. Deduct total nonadmitted amounts		0
15. Statement value at end of current period (Line 13 minus Line 14)	4,638,518,557	4,730,966,709

SCHEDULE BA - VERIFICATION

Other Long-Term Invested Assets

	1 Year to Date	2 Prior Year Ended December 31
1. Book/adjusted carrying value, December 31 of prior year	2,688,198,251	2,295,845,359
2. Cost of acquired:		
2.1 Actual cost at time of acquisition	48,180,590	66,228,540
2.2 Additional investment made after acquisition	186,236,600	421,788,664
3. Capitalized deferred interest and other		0
4. Accrual of discount	29,427	319,245
5. Unrealized valuation increase (decrease)	75,663,593	71,090,870
6. Total gain (loss) on disposals	381,297	(231)
7. Deduct amounts received on disposals	43,642,977	165,680,314
8. Deduct amortization of premium and depreciation	595,260	1,200,186
9. Total foreign exchange change in book/adjusted carrying value		0
10. Deduct current year's other than temporary impairment recognized	8,055,500	193,696
11. Book/adjusted carrying value at end of current period (Lines 1+2+3+4+5+6-7-8+9-10)	2,946,396,021	2,688,198,251
12. Deduct total nonadmitted amounts		
13. Statement value at end of current period (Line 11 minus Line 12)	2,946,396,021	2,688,198,251

SCHEDULE D - VERIFICATION

Bonds and Stocks

	1 Year to Date	2 Prior Year Ended December 31
1. Book/adjusted carrying value of bonds and stocks, December 31 of prior year	30,643,942,325	31,818,900,889
2. Cost of bonds and stocks acquired	951,831,355	2,558,603,197
3. Accrual of discount	43,318,455	76,318,405
4. Unrealized valuation increase (decrease)	103,396,089	(52,215,235)
5. Total gain (loss) on disposals	(25,820,618)	(63,411,953)
6. Deduct consideration for bonds and stocks disposed of	1,428,644,059	3,660,870,724
7. Deduct amortization of premium	15,654,757	22,002,650
8. Total foreign exchange change in book/adjusted carrying value	3,529,617	(8,353,603)
9. Deduct current year's other than temporary impairment recognized	8,669,121	7,762,470
10. Total investment income recognized as a result of prepayment penalties and/or acceleration fees	1,749,530	4,736,469
11. Book/adjusted carrying value at end of current period (Lines 1+2+3+4+5-6-7+8-9+10)	30,268,978,816	30,643,942,325
12. Deduct total nonadmitted amounts	18,383	18,735
13. Statement value at end of current period (Line 11 minus Line 12)	30,268,960,433	30,643,923,590

STATEMENT AS OF JUNE 30, 2023 OF GENWORTH LIFE INSURANCE COMPANY

SCHEDULE D - PART 1B

Showing the Acquisitions, Dispositions and Non-Trading Activity
During the Current Quarter for all Bonds and Preferred Stock by NAIC Designation

NAIC Designation	1 Book/Adjusted Carrying Value Beginning of Current Quarter	2 Acquisitions During Current Quarter	3 Dispositions During Current Quarter	4 Non-Trading Activity During Current Quarter	5 Book/Adjusted Carrying Value End of First Quarter	6 Book/Adjusted Carrying Value End of Second Quarter	7 Book/Adjusted Carrying Value End of Third Quarter	8 Book/Adjusted Carrying Value December 31 Prior Year
BONDS								
1. NAIC 1 (a)	12,741,477,762	75,396,009	303,229,180	198,907,464	12,741,477,762	12,712,552,055	0	12,890,646,063
2. NAIC 2 (a)	14,696,175,256	256,225,442	371,991,108	15,321,553	14,696,175,256	14,595,731,143	0	14,670,211,202
3. NAIC 3 (a)	1,572,468,837	40,866,043	31,732,648	(176,954,687)	1,572,468,837	1,404,647,545	0	1,630,555,151
4. NAIC 4 (a)	298,942,597	4,505,944	38,432,414	(18,778,908)	298,942,597	246,237,219	0	261,503,794
5. NAIC 5 (a)	17,877,020	433,087	723,342	9,873,841	17,877,020	27,460,606	0	17,458,876
6. NAIC 6 (a)	12,246,111	698,550	502,729	(2,315,725)	12,246,111	10,126,207	0	11,309,752
7. Total Bonds	29,339,187,583	378,125,075	746,611,421	26,053,538	29,339,187,583	28,996,754,775	0	29,481,684,838
PREFERRED STOCK								
8. NAIC 1	0	0	0	0	0	0	0	0
9. NAIC 2	32,115,300	0	0	50,800	32,115,300	32,166,100	0	36,038,100
10. NAIC 3	4,100,000	0	0	300,000	4,100,000	4,400,000	0	3,875,000
11. NAIC 4	0	0	0	0	0	0	0	0
12. NAIC 5	1,244,000	0	0	(1,244,000)	1,244,000	0	0	0
13. NAIC 6	0	0	0	2,800	0	2,800	0	0
14. Total Preferred Stock	37,459,300	0	0	(890,400)	37,459,300	36,568,900	0	39,913,100
15. Total Bonds and Preferred Stock	29,376,646,883	378,125,075	746,611,421	25,163,138	29,376,646,883	29,033,323,675	0	29,521,597,938

(a) Book/Adjusted Carrying Value column for the end of the current reporting period includes the following amount of short-term and cash equivalent bonds by NAIC designation:

NAIC 1 \$0 ; NAIC 2 \$5,000,000 ; NAIC 3 \$0 NAIC 4 \$0 ; NAIC 5 \$0 ; NAIC 6 \$0

S102

STATEMENT AS OF JUNE 30, 2023 OF GENWORTH LIFE INSURANCE COMPANY

SCHEDULE DA - PART 1

Short-Term Investments

	1	2	3	4	5
	Book/Adjusted Carrying Value	Par Value	Actual Cost	Interest Collected Year-to-Date	Paid for Accrued Interest Year-to-Date
7709999999 Totals	5,000,000	xxx	5,000,000	66,806	54,113

SCHEDULE DA - VERIFICATION

Short-Term Investments

	1	2
	Year To Date	Prior Year Ended December 31
1. Book/adjusted carrying value, December 31 of prior year	0	
2. Cost of short-term investments acquired	5,000,000	
3. Accrual of discount	0	
4. Unrealized valuation increase (decrease)	0	
5. Total gain (loss) on disposals	0	
6. Deduct consideration received on disposals	0	
7. Deduct amortization of premium	0	
8. Total foreign exchange change in book/adjusted carrying value	0	
9. Deduct current year's other than temporary impairment recognized	0	
10. Book/adjusted carrying value at end of current period (Lines 1+2+3+4+5-6-7+8-9)	5,000,000	0
11. Deduct total nonadmitted amounts	0	
12. Statement value at end of current period (Line 10 minus Line 11)	5,000,000	0

STATEMENT AS OF JUNE 30, 2023 OF GENWORTH LIFE INSURANCE COMPANY

SCHEDULE DB - PART A - VERIFICATION

Options, Caps, Floors, Collars, Swaps and Forwards

1. Book/Adjusted Carrying Value, December 31, prior year (Line 10, prior year)	6,950,940
2. Cost Paid/(Consideration Received) on additions	
3. Unrealized Valuation increase/(decrease)	
4. SSAP No. 108 adjustments	
5. Total gain (loss) on termination recognized	(3,402,000)
6. Considerations received/(paid) on terminations	(3,402,000)
7. Amortization	
8. Adjustment to the Book/Adjusted Carrying Value of hedged item	
9. Total foreign exchange change in Book/Adjusted Carrying Value	(4,050,450)
10. Book/Adjusted Carrying Value at End of Current Period (Lines 1+2+3+4+5-6+7+8+9)	2,900,490
11. Deduct nonadmitted assets	
12. Statement value at end of current period (Line 10 minus Line 11)	2,900,490

SCHEDULE DB - PART B - VERIFICATION

Futures Contracts

1. Book/Adjusted carrying value, December 31 of prior year (Line 6, prior year).....	
2. Cumulative cash change (Section 1, Broker Name/Net Cash Deposits Footnote - Cumulative Cash Change column)	
3.1 Add:	
Change in variation margin on open contracts - Highly Effective Hedges	
3.11 Section 1, Column 15, current year to date minus	
3.12 Section 1, Column 15, prior year	
Change in variation margin on open contracts - All Other	
3.13 Section 1, Column 18, current year to date minus	
3.14 Section 1, Column 18, prior year	
3.2 Add:	
Change in adjustment to basis of hedged item	
3.21 Section 1, Column 17, current year to date minus	
3.22 Section 1, Column 17, prior year	
Change in amount recognized	
3.23 Section 1, Column 19, current year to date minus	
3.24 Section 1, Column 19, prior year plus	
3.25 SSAP No. 108 adjustments	
3.3 Subtotal (Line 3.1 minus Line 3.2)	
4.1 Cumulative variation margin on terminated contracts during the year	
4.2 Less:	
4.21 Amount used to adjust basis of hedged item	
4.22 Amount recognized	
4.23 SSAP No. 108 adjustments	
4.3 Subtotal (Line 4.1 minus Line 4.2)	
5. Dispositions gains (losses) on contracts terminated in prior year:	
5.1 Total gain (loss) recognized for terminations in prior year	
5.2 Total gain (loss) adjusted into the hedged item(s) for terminations in prior year	
6. Book/Adjusted carrying value at end of current period (Lines 1+2+3.3-4.3-5.1-5.2)	
7. Deduct total nonadmitted amounts	
8. Statement value at end of current period (Line 6 minus Line 7)	

NONE

Schedule DB - Part C - Section 1 - Replication (Synthetic Asset) Transactions (RSATs) Open

N O N E

Schedule DB-Part C-Section 2-Reconciliation of Replication (Synthetic Asset) Transactions Open

N O N E

STATEMENT AS OF JUNE 30, 2023 OF GENWORTH LIFE INSURANCE COMPANY

SCHEDULE DB - VERIFICATION

Verification of Book/Adjusted Carrying Value, Fair Value and Potential Exposure of all Open Derivative Contracts

	Book/Adjusted Carrying Value Check
1. Part A, Section 1, Column 14.....	2,900,490
2. Part B, Section 1, Column 15 plus Part B, Section 1 Footnote - Total Ending Cash Balance.....	0
3. Total (Line 1 plus Line 2)	2,900,490
4. Part D, Section 1, Column 6	3,368,190
5. Part D, Section 1, Column 7	(467,700)
6. Total (Line 3 minus Line 4 minus Line 5)	0
	Fair Value Check
7. Part A, Section 1, Column 16	(370,841,106)
8. Part B, Section 1, Column 13	
9. Total (Line 7 plus Line 8)	(370,841,106)
10. Part D, Section 1, Column 9	18,793,158
11. Part D, Section 1, Column 10	(389,634,264)
12. Total (Line 9 minus Line 10 minus Line 11)	0
	Potential Exposure Check
13. Part A, Section 1, Column 21	181,109,409
14. Part B, Section 1, Column 20	
15. Part D, Section 1, Column 12	181,109,409
16. Total (Line 13 plus Line 14 minus Line 15)	0

STATEMENT AS OF JUNE 30, 2023 OF GENWORTH LIFE INSURANCE COMPANY

SCHEDULE E - PART 2 - VERIFICATION

(Cash Equivalents)

	1	2
	Year To Date	Prior Year Ended December 31
1. Book/adjusted carrying value, December 31 of prior year	432,059,799	271,731,543
2. Cost of cash equivalents acquired	1,542,519,161	3,352,246,612
3. Accrual of discount	0	0
4. Unrealized valuation increase (decrease)	0	0
5. Total gain (loss) on disposals	0	0
6. Deduct consideration received on disposals	1,368,495,806	3,191,918,356
7. Deduct amortization of premium	0	0
8. Total foreign exchange change in book/adjusted carrying value	0	0
9. Deduct current year's other than temporary impairment recognized	0	0
10. Book/adjusted carrying value at end of current period (Lines 1+2+3+4+5-6-7+8-9)	606,083,154	432,059,799
11. Deduct total nonadmitted amounts	0	0
12. Statement value at end of current period (Line 10 minus Line 11)	606,083,154	432,059,799

Schedule A - Part 2 - Real Estate Acquired and Additions Made

N O N E

Schedule A - Part 3 - Real Estate Disposed

N O N E

STATEMENT AS OF JUNE 30, 2023 OF GENWORTH LIFE INSURANCE COMPANY

SCHEDULE B - PART 2

Showing All Mortgage Loans ACQUIRED AND ADDITIONS MADE During the Current Quarter

1 Loan Number	2 Location		3 State	4 Loan Type	5 Date Acquired	6 Rate of Interest	7 Actual Cost at Time of Acquisition	8 Additional Investment Made After Acquisition	9 Value of Land and Buildings
	City								
901002254	Silverdale	WA			05/05/2023	6.050	11,600,000	0	19,420,000
901002256	DENVER	CO			05/08/2023	6.180	2,300,000	0	6,500,000
901002258	Cartersville	GA			06/01/2023	5.900	6,100,000	0	11,500,000
901002259	Bloomfield Hills	MI			05/10/2023	5.980	2,200,000	0	4,600,000
901002260	Westerville	OH			06/01/2023	5.900	10,600,000	0	14,470,000
901002261	South Salt Lake City	UT			06/20/2023	6.000	16,300,000	0	44,600,000
901002262	Fulton	MD			05/31/2023	5.950	7,100,000	0	11,100,000
901002264	Norcross	GA			06/20/2023	6.150	12,000,000	0	26,600,000
901002551	Manchester	CT			04/10/2023	5.750	7,000,000	0	17,600,000
0599999. Mortgages in good standing - Commercial mortgages-all other							75,200,000	0	156,390,000
0899999. Total Mortgages in good standing							75,200,000	0	156,390,000
1699999. Total - Restructured Mortgages							0	0	0
2499999. Total - Mortgages with overdue interest over 90 days							0	0	0
3299999. Total - Mortgages in the process of foreclosure							0	0	0
3399999 - Totals							75,200,000	0	156,390,000

SCHEDULE B - PART 3

Showing All Mortgage Loans DISPOSED, Transferred or Repaid During the Current Quarter

1 Loan Number	2 Location		4 Loan Type	5 Date Acquired	6 Disposal Date	7 Book Value/Recorded Investment Excluding Accrued Interest Prior Year	8 Change in Book Value/Recorded Investment					14 Book Value/Recorded Investment Excluding Accrued Interest on Disposal	15 Consid-eration	16 Foreign Exchange Gain (Loss) on Disposal	17 Realized Gain (Loss) on Disposal	18 Total Gain (Loss) on Disposal
	City	State					8 Unrealized Valuation Increase (Decrease)	9 Current Year's (Amortization) /Accretion	10 Current Year's Other-Than-Temporary Impairment Recognized	11 Capitalized Deferred Interest and Other	12 Total Change in Book Value (8+9-10+11)					
000005304	HIRAM	GA		07/09/2003	06/02/2023	86,823	0	0	0	0	0	86,823	86,823	0	0	0
000005676	SEATTLE	WA		04/08/2004	06/23/2023	154,179	0	0	0	0	0	154,179	154,179	0	0	0
100000271	DENVER	CO		04/10/2006	05/09/2023	2,111,966	0	0	0	0	0	2,111,966	2,111,966	0	0	0
901000388	SALT LAKE CITY	UT		10/17/2012	06/21/2023	16,208,920	0	0	0	0	0	16,208,920	16,208,920	0	0	0
901000505	CHAPEL HILL	NC		05/22/2013	05/01/2023	6,044,158	0	0	0	0	0	6,044,158	6,044,158	0	0	0
901000547	SAN FRANCISCO	CA		04/05/2013	05/05/2023	6,292,693	0	0	0	0	0	6,292,693	6,292,693	0	0	0
0199999. Mortgages closed by repayment						30,898,738	0	0	0	0	0	30,898,738	30,898,738	0	0	0
000003508	LOUISVILLE	KY		09/07/1999		31,780	0	0	0	0	0	31,780	31,780	0	0	0
000003764	WESTLAKE VILLAGE	CA		06/07/2000		69,460	0	0	0	0	0	69,460	69,460	0	0	0
000004306	AUSTIN	TX		09/05/2001		51,966	0	0	0	0	0	51,966	51,966	0	0	0
000004311	REDWOOD CITY	CA		08/30/2001		80,062	0	0	0	0	0	80,062	80,062	0	0	0
000004482	DESTIN	FL		03/01/2002		125,584	0	0	0	0	0	125,584	125,584	0	0	0
000004507	TORRANCE	CA		03/25/2002		420,856	0	0	0	0	0	420,856	420,856	0	0	0
000004708	BOYNTON BEACH	FL		09/13/2002		32,611	0	0	0	0	0	32,611	32,611	0	0	0
000004734	HENDERSON	NV		09/25/2002		22,317	0	0	0	0	0	22,317	22,317	0	0	0
000004804	ANAHEIM	CA		11/07/2002		25,062	0	0	0	0	0	25,062	25,062	0	0	0
000004822	FOREST PARK	GA		10/31/2002		74,115	0	0	0	0	0	74,115	74,115	0	0	0

E02

STATEMENT AS OF JUNE 30, 2023 OF GENWORTH LIFE INSURANCE COMPANY

SCHEDULE B - PART 3

Showing All Mortgage Loans DISPOSED, Transferred or Repaid During the Current Quarter

1 Loan Number	2 Location		4 Loan Type	5 Date Acquired	6 Disposal Date	7 Book Value/ Recorded Investment Excluding Accrued Interest Prior Year	8 Change in Book Value/Recorded Investment					14 Book Value/ Recorded Investment Excluding Accrued Interest on Disposal	15 Consid- eration	16 Foreign Exchange Gain (Loss) on Disposal	17 Realized Gain (Loss) on Disposal	18 Total Gain (Loss) on Disposal	
	2 City	3 State					8 Unrealized Valuation Increase (Decrease)	9 Current Year's (Amortization) /Accretion	10 Current Year's Other- Than- Temporary Impairment Recognized	11 Capitalized Deferred Interest and Other	12 Total Change in Book Value (8+9-10+11)						13 Total Foreign Exchange Change in Book Value
000004834	SAN JOSE	CA		11/01/2002		29,171	0	0	0	0	0	0	29,171	29,171	0	0	0
000005308	GOLETA	CA		08/08/2003		73,189	0	0	0	0	0	0	73,189	73,189	0	0	0
000005379	LAKELAND	TN		08/20/2003		33,116	0	0	0	0	0	0	33,116	33,116	0	0	0
000005402	MUSKEGON	MI		10/07/2003		58,354	0	0	0	0	0	0	58,354	58,354	0	0	0
000005515	FARMINGDALE	NY		11/13/2003		33,785	0	0	0	0	0	0	33,785	33,785	0	0	0
000005579	SAN RAFAEL	CA		01/20/2004		27,940	0	0	0	0	0	0	27,940	27,940	0	0	0
000005638	SACRAMENTO	CA		02/27/2004		17,989	0	0	0	0	0	0	17,989	17,989	0	0	0
000005645	FRAZER	PA		10/14/2004		78,224	0	0	0	0	0	0	78,224	78,224	0	0	0
000005678	WEST PALM BEACH	FL		04/12/2004		39,863	0	0	0	0	0	0	39,863	39,863	0	0	0
000005691	STAMFORD	CT		07/06/2004		176,204	0	0	0	0	0	0	176,204	176,204	0	0	0
000005701	SANTA CLARITA	CA		06/09/2004		32,439	0	0	0	0	0	0	32,439	32,439	0	0	0
000005723	MCMURRAY	PA		11/19/2004		82,238	0	0	0	0	0	0	82,238	82,238	0	0	0
000005727	WINTER HAVEN	FL		06/04/2004		28,986	0	0	0	0	0	0	28,986	28,986	0	0	0
000005756	ELK GROVE	CA		01/04/2006		41,109	0	0	0	0	0	0	41,109	41,109	0	0	0
000005802	NORTHPORT	NY		07/20/2004		58,384	0	0	0	0	0	0	58,384	58,384	0	0	0
000005852	STOCKTON	CA		09/30/2004		36,043	0	0	0	0	0	0	36,043	36,043	0	0	0
000005853	SALT LAKE CITY	UT		08/17/2004		11,817	0	0	0	0	0	0	11,817	11,817	0	0	0
000005858	ONTARIO	CA		12/10/2004		28,535	0	0	0	0	0	0	28,535	28,535	0	0	0
000005880	PORT ORANGE	FL		09/28/2004		31,371	0	0	0	0	0	0	31,371	31,371	0	0	0
000005915	CANANDAIGUA	NY		11/18/2004		32,200	0	0	0	0	0	0	32,200	32,200	0	0	0
000005927	NORTH LAS VEGAS	NV		11/11/2004		39,713	0	0	0	0	0	0	39,713	39,713	0	0	0
000005941	MACEDONIA	OH		12/27/2004		36,920	0	0	0	0	0	0	36,920	36,920	0	0	0
000005942	UPLAND	CA		11/15/2005		451,665	0	0	0	0	0	0	451,665	451,665	0	0	0
000005982	WOODBURY	IN		12/27/2004		163,536	0	0	0	0	0	0	163,536	163,536	0	0	0
000005988	LOS ANGELES	CA		04/25/2005		94,645	0	0	0	0	0	0	94,645	94,645	0	0	0
00006004	INCLINE VILLAGE	NV		02/09/2005		46,497	0	0	0	0	0	0	46,497	46,497	0	0	0
00006029	READING	PA		01/09/2006		135,775	0	0	0	0	0	0	135,775	135,775	0	0	0
00006061	NEWTOWN	PA		03/16/2005		129,686	0	0	0	0	0	0	129,686	129,686	0	0	0
00006077	TEQUESTA	FL		04/20/2005		55,442	0	0	0	0	0	0	55,442	55,442	0	0	0
00006088	LINCOLN	NE		04/18/2005		108,725	0	0	0	0	0	0	108,725	108,725	0	0	0
00006128	LINCOLN	NE		10/02/2006		39,148	0	0	0	0	0	0	39,148	39,148	0	0	0
00006197	VICTORVILLE	CA		09/28/2005		28,398	0	0	0	0	0	0	28,398	28,398	0	0	0
00006211	HARRISON TOWNSHIP	MI		08/01/2005		75,350	0	0	0	0	0	0	75,350	75,350	0	0	0
00006215	FREDERICK	MD		08/03/2005		87,444	0	0	0	0	0	0	87,444	87,444	0	0	0
00006232	VALENCIA	CA		07/22/2005		24,708	0	0	0	0	0	0	24,708	24,708	0	0	0
00006271	ANN ARBOR	MI		07/21/2005		31,681	0	0	0	0	0	0	31,681	31,681	0	0	0
00006332	STUDIO CITY	CA		07/19/2005		45,711	0	0	0	0	0	0	45,711	45,711	0	0	0
00006348	BEDFORD	NH		08/26/2005		31,161	0	0	0	0	0	0	31,161	31,161	0	0	0
00006447	RIVERVIEW	FL		12/12/2005		18,312	0	0	0	0	0	0	18,312	18,312	0	0	0
00006479	PHILADELPHIA	PA		05/22/2006		48,049	0	0	0	0	0	0	48,049	48,049	0	0	0
00006518	BEAVERTON	OR		12/12/2005		37,203	0	0	0	0	0	0	37,203	37,203	0	0	0
00006525	AKRON	OH		11/01/2007		213,559	0	0	0	0	0	0	213,559	213,559	0	0	0
00006549	HOUSTON	TX		01/31/2006		76,205	0	0	0	0	0	0	76,205	76,205	0	0	0
00006567	BOYNTON BEACH	FL		02/06/2006		15,433	0	0	0	0	0	0	15,433	15,433	0	0	0
100000209	HARLEYSVILLE	PA		11/21/2006		143,140	0	0	0	0	0	0	143,140	143,140	0	0	0
100000310	ST. LOUIS	MO		05/19/2006		154,375	0	0	0	0	0	0	154,375	154,375	0	0	0
100000316	NEWMAN	CA		05/22/2006		136,719	0	0	0	0	0	0	136,719	136,719	0	0	0
100000329	SOMERVILLE	MA		01/11/2008		107,013	0	0	0	0	0	0	107,013	107,013	0	0	0
100000378	KINGWOOD	TX		05/26/2006		26,130	0	0	0	0	0	0	26,130	26,130	0	0	0
100000421	NORCO	CA		06/28/2006		42,017	0	0	0	0	0	0	42,017	42,017	0	0	0
100000450	Salt Lake City	UT		08/30/2007		207,156	0	0	0	0	0	0	207,156	207,156	0	0	0

E02.1

STATEMENT AS OF JUNE 30, 2023 OF GENWORTH LIFE INSURANCE COMPANY

SCHEDULE B - PART 3

Showing All Mortgage Loans DISPOSED, Transferred or Repaid During the Current Quarter

1 Loan Number	2 Location		4 Loan Type	5 Date Acquired	6 Disposal Date	7 Book Value/ Recorded Investment Excluding Accrued Interest Prior Year	8 Change in Book Value/Recorded Investment					14 Book Value/ Recorded Investment Excluding Accrued Interest on Disposal	15 Consid- eration	16 Foreign Exchange Gain (Loss) on Disposal	17 Realized Gain (Loss) on Disposal	18 Total Gain (Loss) on Disposal	
	2 City	3 State					8 Unrealized Valuation Increase (Decrease)	9 Current Year's (Amortization) /Accretion	10 Current Year's Other- Than- Temporary Impairment Recognized	11 Capitalized Deferred Interest and Other	12 Total Change in Book Value (8+9-10+11)						13 Total Foreign Exchange Change in Book Value
10000451	SALT LAKE CITY	UT		06/29/2006		83,627	0	0	0	0	0	0	83,627	83,627	0	0	0
10000471	ELGIN	IL		06/30/2006		368,546	0	0	0	0	0	0	368,546	368,546	0	0	0
10000528	CHAPEL HILL	NC		05/09/2007		25,419	0	0	0	0	0	0	25,419	25,419	0	0	0
10000534	DEKALB	IL		10/31/2007		117,290	0	0	0	0	0	0	117,290	117,290	0	0	0
10000598	EAGAN	MIN.		08/01/2006		86,731	0	0	0	0	0	0	86,731	86,731	0	0	0
10000636	KUTZTOWN	PA		08/28/2006		70,451	0	0	0	0	0	0	70,451	70,451	0	0	0
10000637	BETHLEHEM	PA		09/15/2006		35,177	0	0	0	0	0	0	35,177	35,177	0	0	0
10000638	MOUNT POCONO	PA		08/28/2006		35,365	0	0	0	0	0	0	35,365	35,365	0	0	0
10000639	LACEY	WA		12/21/2006		111,700	0	0	0	0	0	0	111,700	111,700	0	0	0
10000641	LEAGUE CITY	TX		06/18/2007		91,088	0	0	0	0	0	0	91,088	91,088	0	0	0
10000659	LAS VEGAS	NV		10/03/2006		13,012	0	0	0	0	0	0	13,012	13,012	0	0	0
10000683	LA JOLLA	CA		10/02/2006		23,224	0	0	0	0	0	0	23,224	23,224	0	0	0
10000690	HAUPPAUGE	NY		11/29/2006		59,739	0	0	0	0	0	0	59,739	59,739	0	0	0
10000721	CHESAPEAKE	VA		12/12/2006		19,271	0	0	0	0	0	0	19,271	19,271	0	0	0
10000738	FAIRLESS HILLS	PA		01/08/2007		100,753	0	0	0	0	0	0	100,753	100,753	0	0	0
10000789	SAN JOSE	CA		01/30/2007		42,816	0	0	0	0	0	0	42,816	42,816	0	0	0
10000797	PHILADELPHIA	PA		10/15/2007		16,259	0	0	0	0	0	0	16,259	16,259	0	0	0
10000802	COLUMBUS	OH		03/02/2007		46,976	0	0	0	0	0	0	46,976	46,976	0	0	0
10000891	LINCOLN	NE		03/15/2007		31,476	0	0	0	0	0	0	31,476	31,476	0	0	0
10000919	CLIFTON	NJ		02/01/2007		34,901	0	0	0	0	0	0	34,901	34,901	0	0	0
10000956	DANVILLE	VA		03/06/2007		31,084	0	0	0	0	0	0	31,084	31,084	0	0	0
10000991	ROUND ROCK	TX		04/13/2007		66,106	0	0	0	0	0	0	66,106	66,106	0	0	0
10001107	THOUSAND OAKS	CA		07/24/2007		30,225	0	0	0	0	0	0	30,225	30,225	0	0	0
10001126	AKRON	OH		04/15/2008		129,652	0	0	0	0	0	0	129,652	129,652	0	0	0
10001297	CARSON	CA		10/04/2007		41,543	0	0	0	0	0	0	41,543	41,543	0	0	0
10001311	MIDLOTHIAN	VA		10/22/2007		151,483	0	0	0	0	0	0	151,483	151,483	0	0	0
10001362	CLEMSON	SC		06/26/2008		61,297	0	0	0	0	0	0	61,297	61,297	0	0	0
10001384	EVERETT	WA		01/11/2008		22,583	0	0	0	0	0	0	22,583	22,583	0	0	0
10001394	VIRGINIA BEACH	VA		12/27/2007		13,887	0	0	0	0	0	0	13,887	13,887	0	0	0
10001421	SCOTTSDALE	AZ		12/14/2007		8,947	0	0	0	0	0	0	8,947	8,947	0	0	0
10001425	BILLERICA	MA		02/25/2008		46,887	0	0	0	0	0	0	46,887	46,887	0	0	0
11001145	LINDON	UT		02/15/2008		7,477	0	0	0	0	0	0	7,477	7,477	0	0	0
11001218	CARLSBAD	CA		02/15/2008		7,847	0	0	0	0	0	0	7,847	7,847	0	0	0
300005390	GLENVIEW	IL		11/18/2003		214,789	0	0	0	0	0	0	214,789	214,789	0	0	0
300005594	BOLINGBROOK	IL		12/31/2003		302,636	0	0	0	0	0	0	302,636	302,636	0	0	0
300005917	SMITHTON	PA		12/06/2004		324,487	0	0	0	0	0	0	324,487	324,487	0	0	0
900000091	CHARLOTTE	NC		10/31/2008		85,212	0	0	0	0	0	0	85,212	85,212	0	0	0
901000230	LOUISBURG	NC		02/07/2011		35,719	0	0	0	0	0	0	35,719	35,719	0	0	0
901000233	MANDEVILLE	LA		02/28/2011		29,340	0	0	0	0	0	0	29,340	29,340	0	0	0
901000245	CORTE MADERA	CA		03/31/2011		35,947	0	0	0	0	0	0	35,947	35,947	0	0	0
901000246	HOUSTON	TX		05/03/2011		118,629	0	0	0	0	0	0	118,629	118,629	0	0	0
901000252	GAITHERSBURG	MD		06/29/2011		118,461	0	0	0	0	0	0	118,461	118,461	0	0	0
901000261	PINELLAS PARK	FL		06/09/2011		88,301	0	0	0	0	0	0	88,301	88,301	0	0	0
901000267	SALT LAKE CITY	UT		06/10/2011		11,470	0	0	0	0	0	0	11,470	11,470	0	0	0
901000269	MIDDLESEX	NJ		10/31/2011		14,041	0	0	0	0	0	0	14,041	14,041	0	0	0
901000287	RICHBORO	PA		01/23/2012		21,641	0	0	0	0	0	0	21,641	21,641	0	0	0
901000289	ARCADIA	CA		10/17/2011		42,298	0	0	0	0	0	0	42,298	42,298	0	0	0
901000293	SHALLOTTE	NC		12/27/2011		69,109	0	0	0	0	0	0	69,109	69,109	0	0	0
901000300	LOUISVILLE	KY		11/01/2011		22,048	0	0	0	0	0	0	22,048	22,048	0	0	0
901000310	LOS ANGELES	CA		12/20/2011		70,985	0	0	0	0	0	0	70,985	70,985	0	0	0
901000326	LAKEWAY	TX		03/01/2012		76,944	0	0	0	0	0	0	76,944	76,944	0	0	0

STATEMENT AS OF JUNE 30, 2023 OF GENWORTH LIFE INSURANCE COMPANY

SCHEDULE B - PART 3

Showing All Mortgage Loans DISPOSED, Transferred or Repaid During the Current Quarter

1 Loan Number	2 Location		4 Loan Type	5 Date Acquired	6 Disposal Date	7 Book Value/ Recorded Investment Excluding Accrued Interest Prior Year	8 Change in Book Value/Recorded Investment					14 Book Value/ Recorded Investment Excluding Accrued Interest on Disposal	15 Consid- eration	16 Foreign Exchange Gain (Loss) on Disposal	17 Realized Gain (Loss) on Disposal	18 Total Gain (Loss) on Disposal	
	2 City	3 State					8 Unrealized Valuation Increase (Decrease)	9 Current Year's (Amortization) /Accretion	10 Current Year's Other- Than- Temporary Impairment Recognized	11 Capitalized Deferred Interest and Other	12 Total Change in Book Value (8+9-10+11)						13 Total Foreign Exchange Change in Book Value
901000328	OMAHA	NE		07/05/2012		112,702	0	0	0	0	0	0	112,702	112,702	0	0	0
901000330	SAN JOSE	CA		02/27/2012		16,965	0	0	0	0	0	0	16,965	16,965	0	0	0
901000338	FREDERICK	MD		04/02/2012		48,028	0	0	0	0	0	0	48,028	48,028	0	0	0
901000349	WASHINGTON	DC		06/07/2012		55,211	0	0	0	0	0	0	55,211	55,211	0	0	0
901000350	WASHINGTON	DC		06/07/2012		10,783	0	0	0	0	0	0	10,783	10,783	0	0	0
901000359	MOUNTAIN VIEW	CA		02/28/2013		60,419	0	0	0	0	0	0	60,419	60,419	0	0	0
901000363	STUDIO CITY	CA		06/01/2012		22,533	0	0	0	0	0	0	22,533	22,533	0	0	0
901000380	PALM BEACH GARDENS	FL		11/28/2012		767,319	0	0	0	0	0	0	767,319	767,319	0	0	0
901000382	PALM BEACH GARDENS	FL		11/01/2013		74,059	0	0	0	0	0	0	74,059	74,059	0	0	0
901000386	ROSEMOUNT	MN		08/29/2012		118,120	0	0	0	0	0	0	118,120	118,120	0	0	0
901000392	PORTLAND	OR		09/21/2012		70,798	0	0	0	0	0	0	70,798	70,798	0	0	0
901000403	LA MIRADA	CA		08/01/2012		74,974	0	0	0	0	0	0	74,974	74,974	0	0	0
901000404	RANCHO CUCAMONGA	CA		09/04/2012		99,907	0	0	0	0	0	0	99,907	99,907	0	0	0
901000408	PHILADELPHIA	PA		10/04/2012		82,458	0	0	0	0	0	0	82,458	82,458	0	0	0
901000428	RICHMOND	VA		09/28/2012		31,426	0	0	0	0	0	0	31,426	31,426	0	0	0
901000430	SAN JOSE	CA		02/01/2013		186,868	0	0	0	0	0	0	186,868	186,868	0	0	0
901000435	SANTA BARBARA	CA		11/09/2012		30,895	0	0	0	0	0	0	30,895	30,895	0	0	0
901000442	NEW YORK	NY		12/26/2012		27,606	0	0	0	0	0	0	27,606	27,606	0	0	0
901000449	BOCA RATON	FL		10/31/2012		50,125	0	0	0	0	0	0	50,125	50,125	0	0	0
901000462	HAUPPAUGE	NY		12/20/2012		89,885	0	0	0	0	0	0	89,885	89,885	0	0	0
901000464	HOUSTON	TX		12/14/2012		274,785	0	0	0	0	0	0	274,785	274,785	0	0	0
901000466	HAUPPAUGE	NY		12/20/2012		105,894	0	0	0	0	0	0	105,894	105,894	0	0	0
901000468	TORRANCE	CA		12/17/2012		183,311	0	0	0	0	0	0	183,311	183,311	0	0	0
901000486	HAINES CITY	FL		03/25/2013		91,865	0	0	0	0	0	0	91,865	91,865	0	0	0
901000489	JACKSON HEIGHTS	NY		03/08/2013		38,166	0	0	0	0	0	0	38,166	38,166	0	0	0
901000491	SHORT HILLS	NJ		02/25/2013		84,182	0	0	0	0	0	0	84,182	84,182	0	0	0
901000500	DENVER	CO		03/13/2013		28,319	0	0	0	0	0	0	28,319	28,319	0	0	0
901000504	LOGAN	UT		02/05/2013		75,801	0	0	0	0	0	0	75,801	75,801	0	0	0
901000512	NEW YORK	NY		02/28/2013		20,334	0	0	0	0	0	0	20,334	20,334	0	0	0
901000520	NEW YORK	NY		09/10/2013		130,041	0	0	0	0	0	0	130,041	130,041	0	0	0
901000523	SPRINGVILLE	UT		04/16/2013		13,458	0	0	0	0	0	0	13,458	13,458	0	0	0
901000524	SOUTH PLAINFIELD	NJ		07/02/2013		33,752	0	0	0	0	0	0	33,752	33,752	0	0	0
901000545	OREM	UT		04/22/2013		105,971	0	0	0	0	0	0	105,971	105,971	0	0	0
901000564	LOUISVILLE	KY		06/28/2013		28,713	0	0	0	0	0	0	28,713	28,713	0	0	0
901000577	HANOVER	MD		05/29/2013		114,699	0	0	0	0	0	0	114,699	114,699	0	0	0
901000579	FLORAL PARK	NY		05/30/2013		38,796	0	0	0	0	0	0	38,796	38,796	0	0	0
901000581	LINTHICUM	MD		07/03/2013		156,155	0	0	0	0	0	0	156,155	156,155	0	0	0
901000591	SCAPPOOSE	OR		08/08/2013		30,034	0	0	0	0	0	0	30,034	30,034	0	0	0
901000593	DENVER	CO		07/22/2013		22,748	0	0	0	0	0	0	22,748	22,748	0	0	0
901000594	ZEPHYRHILLS	FL		07/29/2013		202,563	0	0	0	0	0	0	202,563	202,563	0	0	0
901000601	PHILADELPHIA	PA		09/09/2013		80,475	0	0	0	0	0	0	80,475	80,475	0	0	0
901000603	RICHMOND	VA		08/05/2013		69,131	0	0	0	0	0	0	69,131	69,131	0	0	0
901000604	HUNTINGTON BEACH	CA		08/12/2013		30,285	0	0	0	0	0	0	30,285	30,285	0	0	0
901000606	CRESCENT SPRINGS	KY		08/30/2013		53,314	0	0	0	0	0	0	53,314	53,314	0	0	0
901000612	RIVERVIEW	FL		09/09/2013		14,147	0	0	0	0	0	0	14,147	14,147	0	0	0
901000614	LEXINGTON	SC		07/24/2013		73,488	0	0	0	0	0	0	73,488	73,488	0	0	0
901000617	BURBANK	CA		09/19/2013		45,813	0	0	0	0	0	0	45,813	45,813	0	0	0
901000624	LOGAN	UT		08/30/2013		103,066	0	0	0	0	0	0	103,066	103,066	0	0	0
901000633	SEATTLE	WA		09/11/2013		52,973	0	0	0	0	0	0	52,973	52,973	0	0	0
901000638	FEASTERSVILLE	PA		11/06/2013		279,811	0	0	0	0	0	0	279,811	279,811	0	0	0
901000644	HUNTINGTON	NY		11/12/2013		30,129	0	0	0	0	0	0	30,129	30,129	0	0	0

STATEMENT AS OF JUNE 30, 2023 OF GENWORTH LIFE INSURANCE COMPANY

SCHEDULE B - PART 3

Showing All Mortgage Loans DISPOSED, Transferred or Repaid During the Current Quarter

1 Loan Number	2 Location		4 Loan Type	5 Date Acquired	6 Disposal Date	7 Book Value/ Recorded Investment Excluding Accrued Interest Prior Year	8 Change in Book Value/Recorded Investment					14 Book Value/ Recorded Investment Excluding Accrued Interest on Disposal	15 Consid- eration	16 Foreign Exchange Gain (Loss) on Disposal	17 Realized Gain (Loss) on Disposal	18 Total Gain (Loss) on Disposal	
	2 City	3 State					8 Unrealized Valuation Increase (Decrease)	9 Current Year's (Amortization) /Accretion	10 Current Year's Other- Than- Temporary Impairment Recognized	11 Capitalized Deferred Interest and Other	12 Total Change in Book Value (8+9-10+11)						13 Total Foreign Exchange Change in Book Value
901000647	NEW CANAAN	CT		11/22/2013		37,487	0	0	0	0	0	0	37,487	37,487	0	0	0
901000648	Hillsboro	OR		01/02/2014		59,998	0	0	0	0	0	0	59,998	59,998	0	0	0
901000659	CLEVELAND	OH		11/22/2013		35,981	0	0	0	0	0	0	35,981	35,981	0	0	0
901000660	ARBUTUS	MD		12/10/2013		33,282	0	0	0	0	0	0	33,282	33,282	0	0	0
901000671	HICKORY	NC		11/27/2013		95,219	0	0	0	0	0	0	95,219	95,219	0	0	0
901000676	SAN JUAN CAPISTRANO	CA		11/27/2013		27,950	0	0	0	0	0	0	27,950	27,950	0	0	0
901000677	Gastonia	NC		05/09/2014		78,647	0	0	0	0	0	0	78,647	78,647	0	0	0
901000678	SALT LAKE CITY	UT		12/23/2013		118,858	0	0	0	0	0	0	118,858	118,858	0	0	0
901000685	ALBUQUERQUE	NM		01/17/2014		49,529	0	0	0	0	0	0	49,529	49,529	0	0	0
901000691	AURORA	CO		12/27/2013		24,610	0	0	0	0	0	0	24,610	24,610	0	0	0
901000693	CINCINNATI	OH		12/18/2013		20,084	0	0	0	0	0	0	20,084	20,084	0	0	0
901000694	TAMPA	FL		12/11/2013		31,766	0	0	0	0	0	0	31,766	31,766	0	0	0
901000704	SALT LAKE CITY	UT		12/19/2013		15,241	0	0	0	0	0	0	15,241	15,241	0	0	0
901000712	WALNUT CREEK	CA		02/25/2014		25,587	0	0	0	0	0	0	25,587	25,587	0	0	0
901000719	Federal Way	WA		03/21/2014		127,992	0	0	0	0	0	0	127,992	127,992	0	0	0
901000722	HENDERSON	NV		03/10/2014		86,744	0	0	0	0	0	0	86,744	86,744	0	0	0
901000729	Porterville	CA		03/31/2014		27,927	0	0	0	0	0	0	27,927	27,927	0	0	0
901000730	Marlton	NJ		04/15/2014		21,069	0	0	0	0	0	0	21,069	21,069	0	0	0
901000731	Atlanta	GA		08/28/2014		31,385	0	0	0	0	0	0	31,385	31,385	0	0	0
901000736	Sterling	VA		05/16/2014		33,839	0	0	0	0	0	0	33,839	33,839	0	0	0
901000743	Austin	TX		05/02/2014		134,618	0	0	0	0	0	0	134,618	134,618	0	0	0
901000746	West Chester	PA		05/13/2014		99,925	0	0	0	0	0	0	99,925	99,925	0	0	0
901000753	Houston	TX		06/10/2014		51,682	0	0	0	0	0	0	51,682	51,682	0	0	0
901000754	Kyle	TX		07/03/2014		39,475	0	0	0	0	0	0	39,475	39,475	0	0	0
901000770	Las Vegas	NV		04/29/2014		49,596	0	0	0	0	0	0	49,596	49,596	0	0	0
901000777	Salt Lake City	UT		06/03/2014		62,207	0	0	0	0	0	0	62,207	62,207	0	0	0
901000779	Melville	NY		08/08/2014		91,224	0	0	0	0	0	0	91,224	91,224	0	0	0
901000795	Berkeley	CA		07/02/2014		30,754	0	0	0	0	0	0	30,754	30,754	0	0	0
901000799	Tucson	AZ		08/08/2014		23,710	0	0	0	0	0	0	23,710	23,710	0	0	0
901000800	Garden City	NY		08/27/2014		76,832	0	0	0	0	0	0	76,832	76,832	0	0	0
901000801	Garden City	NY		08/27/2014		15,366	0	0	0	0	0	0	15,366	15,366	0	0	0
901000803	Greenwood Village	CO		07/31/2014		24,839	0	0	0	0	0	0	24,839	24,839	0	0	0
901000808	Gilbert	AZ		08/20/2014		29,642	0	0	0	0	0	0	29,642	29,642	0	0	0
901000815	Arcadia	CA		05/18/2015		84,866	0	0	0	0	0	0	84,866	84,866	0	0	0
901000816	Oklahoma City	OK		08/08/2014		25,280	0	0	0	0	0	0	25,280	25,280	0	0	0
901000821	Wilsonville	OR		08/14/2014		111,724	0	0	0	0	0	0	111,724	111,724	0	0	0
901000827	Denver	CO		09/26/2014		21,914	0	0	0	0	0	0	21,914	21,914	0	0	0
901000835	Gahanna	OH		10/10/2014		114,831	0	0	0	0	0	0	114,831	114,831	0	0	0
901000838	Lutz	FL		09/26/2014		31,707	0	0	0	0	0	0	31,707	31,707	0	0	0
901000842	San Francisco	CA		01/16/2015		149,197	0	0	0	0	0	0	149,197	149,197	0	0	0
901000845	Jacksonville	FL		09/30/2014		142,869	0	0	0	0	0	0	142,869	142,869	0	0	0
901000846	Hanford	CA		11/03/2014		89,916	0	0	0	0	0	0	89,916	89,916	0	0	0
901000847	Fountain Valley	CA		11/06/2014		38,787	0	0	0	0	0	0	38,787	38,787	0	0	0
901000850	Las Vegas	NV		10/30/2014		24,087	0	0	0	0	0	0	24,087	24,087	0	0	0
901000851	Gahanna	OH		11/24/2014		30,895	0	0	0	0	0	0	30,895	30,895	0	0	0
901000854	Oceanside	CA		01/08/2015		25,766	0	0	0	0	0	0	25,766	25,766	0	0	0
901000856	Gaithersburg	MD		12/01/2014		26,836	0	0	0	0	0	0	26,836	26,836	0	0	0
901000861	Brentwood	MO		12/23/2014		36,390	0	0	0	0	0	0	36,390	36,390	0	0	0
901000864	Spokane	WA		12/05/2014		127,239	0	0	0	0	0	0	127,239	127,239	0	0	0
901000865	Fairless Hills	PA		01/23/2015		80,851	0	0	0	0	0	0	80,851	80,851	0	0	0
901000868	Houston	TX		11/25/2014		30,577	0	0	0	0	0	0	30,577	30,577	0	0	0

E02.4

STATEMENT AS OF JUNE 30, 2023 OF GENWORTH LIFE INSURANCE COMPANY

SCHEDULE B - PART 3

Showing All Mortgage Loans DISPOSED, Transferred or Repaid During the Current Quarter

1 Loan Number	2 Location		4 Loan Type	5 Date Acquired	6 Disposal Date	7 Book Value/ Recorded Investment Excluding Accrued Interest Prior Year	8 Change in Book Value/Recorded Investment					14 Book Value/ Recorded Investment Excluding Accrued Interest on Disposal	15 Consid- eration	16 Foreign Exchange Gain (Loss) on Disposal	17 Realized Gain (Loss) on Disposal	18 Total Gain (Loss) on Disposal	
	2 City	3 State					8 Unrealized Valuation Increase (Decrease)	9 Current Year's (Amortization) /Accretion	10 Current Year's Other- Than- Temporary Impairment Recognized	11 Capitalized Deferred Interest and Other	12 Total Change in Book Value (8+9-10+11)						13 Total Foreign Exchange Change in Book Value
901000878	Falls Church	VA		01/12/2015		49,213	0	0	0	0	0	0	49,213	49,213	0	0	0
901000879	Omaha	NE		12/19/2014		79,038	0	0	0	0	0	0	79,038	79,038	0	0	0
901000881	Brooklyn	NY		12/29/2014		140,188	0	0	0	0	0	0	140,188	140,188	0	0	0
901000883	Cutler Bay	FL		12/23/2014		35,453	0	0	0	0	0	0	35,453	35,453	0	0	0
901000893	Temecula	CA		12/18/2014		45,510	0	0	0	0	0	0	45,510	45,510	0	0	0
901000895	SANDY	UT		01/26/2015		103,734	0	0	0	0	0	0	103,734	103,734	0	0	0
901000899	LEHI	UT		02/12/2015		85,961	0	0	0	0	0	0	85,961	85,961	0	0	0
901000901	Woodbury	MINN		03/24/2015		32,527	0	0	0	0	0	0	32,527	32,527	0	0	0
901000902	McKinney	TX		01/07/2015		23,056	0	0	0	0	0	0	23,056	23,056	0	0	0
901000903	Wellesley	MA		02/20/2015		35,448	0	0	0	0	0	0	35,448	35,448	0	0	0
901000910	Victoria	TX		01/29/2015		28,906	0	0	0	0	0	0	28,906	28,906	0	0	0
901000914	WILMINGTON	NC		03/31/2015		46,665	0	0	0	0	0	0	46,665	46,665	0	0	0
901000915	Germantown	TN		03/20/2015		160,425	0	0	0	0	0	0	160,425	160,425	0	0	0
901000919	CHARLOTTE	NC		02/25/2015		55,358	0	0	0	0	0	0	55,358	55,358	0	0	0
901000927	La Porte	TX		03/30/2015		21,499	0	0	0	0	0	0	21,499	21,499	0	0	0
901000930	Redwood City	CA		04/10/2015		36,779	0	0	0	0	0	0	36,779	36,779	0	0	0
901000936	Phoenix	AZ		04/17/2015		8,718	0	0	0	0	0	0	8,718	8,718	0	0	0
901000937	Long Beach	CA		04/23/2015		47,678	0	0	0	0	0	0	47,678	47,678	0	0	0
901000939	TIGARD	OR		04/30/2015		15,820	0	0	0	0	0	0	15,820	15,820	0	0	0
901000940	Chesterfield	VA		05/19/2015		22,559	0	0	0	0	0	0	22,559	22,559	0	0	0
901000942	South Portland	ME		05/08/2015		41,876	0	0	0	0	0	0	41,876	41,876	0	0	0
901000943	Tulsa	OK		04/30/2015		82,527	0	0	0	0	0	0	82,527	82,527	0	0	0
901000944	Seattle	WA		06/05/2015		16,969	0	0	0	0	0	0	16,969	16,969	0	0	0
901000952	Escondido	CA		05/05/2015		30,163	0	0	0	0	0	0	30,163	30,163	0	0	0
901000962	Milwaukee	WI		08/11/2015		34,928	0	0	0	0	0	0	34,928	34,928	0	0	0
901000965	Centennial	CO		05/21/2015		84,742	0	0	0	0	0	0	84,742	84,742	0	0	0
901000966	Fallbrook	CA		08/11/2015		51,396	0	0	0	0	0	0	51,396	51,396	0	0	0
901000969	Kennesaw	GA		11/16/2015		35,057	0	0	0	0	0	0	35,057	35,057	0	0	0
901000970	Salt Lake City	UT		07/17/2015		124,546	0	0	0	0	0	0	124,546	124,546	0	0	0
901000973	Zephyrhills	FL		08/03/2015		33,839	0	0	0	0	0	0	33,839	33,839	0	0	0
901000974	Costa Mesa	CA		06/02/2015		25,034	0	0	0	0	0	0	25,034	25,034	0	0	0
901000975	Hauppauge	NY		05/28/2015		108,241	0	0	0	0	0	0	108,241	108,241	0	0	0
901000981	Encinitas	CA		05/19/2015		34,449	0	0	0	0	0	0	34,449	34,449	0	0	0
901000984	Las Vegas	NV		06/01/2015		71,534	0	0	0	0	0	0	71,534	71,534	0	0	0
901000985	Mesa	AZ		07/01/2015		51,532	0	0	0	0	0	0	51,532	51,532	0	0	0
901000986	CHAPEL HILL	NC		08/27/2015		65,327	0	0	0	0	0	0	65,327	65,327	0	0	0
901000989	Waltham	MA		08/03/2015		138,693	0	0	0	0	0	0	138,693	138,693	0	0	0
901001004	Kirkland	WA		06/30/2015		49,791	0	0	0	0	0	0	49,791	49,791	0	0	0
901001008	Fridley	MINN		11/30/2015		36,595	0	0	0	0	0	0	36,595	36,595	0	0	0
901001009	TAMPA	FL		10/19/2015		45,314	0	0	0	0	0	0	45,314	45,314	0	0	0
901001018	Schererville	IN		10/28/2015		27,124	0	0	0	0	0	0	27,124	27,124	0	0	0
901001020	BRADENTON	FL		09/24/2015		21,881	0	0	0	0	0	0	21,881	21,881	0	0	0
901001025	North Randall	OH		10/26/2015		25,529	0	0	0	0	0	0	25,529	25,529	0	0	0
901001027	SAN CLEMENTE	CA		09/24/2015		31,836	0	0	0	0	0	0	31,836	31,836	0	0	0
901001035	Melville	NY		11/12/2015		53,944	0	0	0	0	0	0	53,944	53,944	0	0	0
901001037	Pleasanton	CA		10/08/2015		33,065	0	0	0	0	0	0	33,065	33,065	0	0	0
901001038	Denver	CO		10/19/2015		22,593	0	0	0	0	0	0	22,593	22,593	0	0	0
901001039	Pottstown	PA		11/20/2015		103,691	0	0	0	0	0	0	103,691	103,691	0	0	0
901001040	Napa	CA		10/09/2015		42,638	0	0	0	0	0	0	42,638	42,638	0	0	0
901001041	Hauppauge	NY		10/23/2015		54,331	0	0	0	0	0	0	54,331	54,331	0	0	0
901001049	Alpharetta	GA		11/16/2015		36,470	0	0	0	0	0	0	36,470	36,470	0	0	0

STATEMENT AS OF JUNE 30, 2023 OF GENWORTH LIFE INSURANCE COMPANY

SCHEDULE B - PART 3

Showing All Mortgage Loans DISPOSED, Transferred or Repaid During the Current Quarter

1 Loan Number	2 Location		4 Loan Type	5 Date Acquired	6 Disposal Date	7 Book Value/ Recorded Investment Excluding Accrued Interest Prior Year	8 Change in Book Value/Recorded Investment					14 Book Value/ Recorded Investment Excluding Accrued Interest on Disposal	15 Consid- eration	16 Foreign Exchange Gain (Loss) on Disposal	17 Realized Gain (Loss) on Disposal	18 Total Gain (Loss) on Disposal	
	2 City	3 State					8 Unrealized Valuation Increase (Decrease)	9 Current Year's (Amortization) /Accretion	10 Current Year's Other- Than- Temporary Impairment Recognized	11 Capitalized Deferred Interest and Other	12 Total Change in Book Value (8+9-10+11)						13 Total Foreign Exchange Change in Book Value
901001054	Hanford	CA		11/02/2015		131,179	0	0	0	0	0	0	131,179	131,179	0	0	0
901001055	Franklin	TN		11/05/2015		46,756	0	0	0	0	0	0	46,756	46,756	0	0	0
901001061	North Oaks	MN		12/11/2015		90,114	0	0	0	0	0	0	90,114	90,114	0	0	0
901001066	Louisville	KY		12/18/2015		55,473	0	0	0	0	0	0	55,473	55,473	0	0	0
901001073	Bellaire	TX		01/14/2016		30,054	0	0	0	0	0	0	30,054	30,054	0	0	0
901001074	Huntington	NY		12/17/2015		42,258	0	0	0	0	0	0	42,258	42,258	0	0	0
901001075	Millersville	MD		12/02/2015		26,296	0	0	0	0	0	0	26,296	26,296	0	0	0
901001077	Brooklyn	NY		03/24/2016		27,774	0	0	0	0	0	0	27,774	27,774	0	0	0
901001080	Pleasanton	CA		12/17/2015		78,326	0	0	0	0	0	0	78,326	78,326	0	0	0
901001081	Westminster	CO		12/15/2015		18,302	0	0	0	0	0	0	18,302	18,302	0	0	0
901001082	Birmingham	AL		12/16/2015		73,148	0	0	0	0	0	0	73,148	73,148	0	0	0
901001091	MOUNT JULIET	TN		01/20/2016		37,878	0	0	0	0	0	0	37,878	37,878	0	0	0
901001092	Colleyville	TX		01/27/2016		20,219	0	0	0	0	0	0	20,219	20,219	0	0	0
901001093	San Diego	CA		02/26/2016		22,322	0	0	0	0	0	0	22,322	22,322	0	0	0
901001096	Potomac	MD		07/19/2016		18,150	0	0	0	0	0	0	18,150	18,150	0	0	0
901001097	Carlsbad	CA		02/10/2016		27,339	0	0	0	0	0	0	27,339	27,339	0	0	0
901001099	Nashua	NH		02/19/2016		23,414	0	0	0	0	0	0	23,414	23,414	0	0	0
901001101	Bend	OR		03/30/2016		12,310	0	0	0	0	0	0	12,310	12,310	0	0	0
901001102	Berwyn	IL		08/09/2017		43,185	0	0	0	0	0	0	43,185	43,185	0	0	0
901001103	Plumstead Township	PA		05/12/2016		36,940	0	0	0	0	0	0	36,940	36,940	0	0	0
901001111	Salt Lake City	UT		03/31/2016		90,649	0	0	0	0	0	0	90,649	90,649	0	0	0
901001112	Burnsville	MN		04/07/2016		53,394	0	0	0	0	0	0	53,394	53,394	0	0	0
901001117	Kennesaw	GA		03/22/2016		28,781	0	0	0	0	0	0	28,781	28,781	0	0	0
901001125	Philadelphia	PA		06/01/2016		91,063	0	0	0	0	0	0	91,063	91,063	0	0	0
901001126	Germantown	MD		05/31/2016		19,551	0	0	0	0	0	0	19,551	19,551	0	0	0
901001127	Columbia	MD		05/31/2016		22,559	0	0	0	0	0	0	22,559	22,559	0	0	0
901001129	Dallas	TX		05/16/2016		37,728	0	0	0	0	0	0	37,728	37,728	0	0	0
901001135	Fort Mill	SC		05/26/2016		26,973	0	0	0	0	0	0	26,973	26,973	0	0	0
901001140	Warminster	PA		06/30/2016		50,297	0	0	0	0	0	0	50,297	50,297	0	0	0
901001144	YAKIMA	WA		08/15/2016		115,656	0	0	0	0	0	0	115,656	115,656	0	0	0
901001146	Pearland	TX		06/15/2016		61,651	0	0	0	0	0	0	61,651	61,651	0	0	0
901001148	Hanford	CA		09/01/2016		19,227	0	0	0	0	0	0	19,227	19,227	0	0	0
901001150	Blue Springs	MO		09/14/2016		25,157	0	0	0	0	0	0	25,157	25,157	0	0	0
901001151	Leesburg	GA		07/05/2016		58,998	0	0	0	0	0	0	58,998	58,998	0	0	0
901001156	Sterling Heights	MI		08/31/2016		57,966	0	0	0	0	0	0	57,966	57,966	0	0	0
901001160	Grand Forks	ND		08/10/2016		38,123	0	0	0	0	0	0	38,123	38,123	0	0	0
901001161	Washington	DC		10/11/2016		100,272	0	0	0	0	0	0	100,272	100,272	0	0	0
901001162	Los Angeles	CA		09/01/2016		88,741	0	0	0	0	0	0	88,741	88,741	0	0	0
901001164	OCALA	FL		07/27/2016		20,245	0	0	0	0	0	0	20,245	20,245	0	0	0
901001167	League City	TX		10/14/2016		70,575	0	0	0	0	0	0	70,575	70,575	0	0	0
901001169	Indianapolis	IN		09/01/2016		43,699	0	0	0	0	0	0	43,699	43,699	0	0	0
901001171	Louisville	KY		10/03/2016		104,627	0	0	0	0	0	0	104,627	104,627	0	0	0
901001172	Oklahoma City	OK		10/06/2016		36,271	0	0	0	0	0	0	36,271	36,271	0	0	0
901001175	Mountlake Terrace	WA		01/18/2017		44,593	0	0	0	0	0	0	44,593	44,593	0	0	0
901001176	CHAPEL HILL	NC		10/24/2016		64,810	0	0	0	0	0	0	64,810	64,810	0	0	0
901001177	Trappe	PA		12/28/2016		98,032	0	0	0	0	0	0	98,032	98,032	0	0	0
901001179	Oceanside	CA		09/29/2016		20,243	0	0	0	0	0	0	20,243	20,243	0	0	0
901001180	Carlsbad	CA		09/08/2016		32,750	0	0	0	0	0	0	32,750	32,750	0	0	0
901001181	Leesburg	VA		02/01/2017		75,642	0	0	0	0	0	0	75,642	75,642	0	0	0
901001185	Frederick	MD		12/08/2016		62,363	0	0	0	0	0	0	62,363	62,363	0	0	0
901001186	New Castle	DE		10/31/2016		18,240	0	0	0	0	0	0	18,240	18,240	0	0	0

STATEMENT AS OF JUNE 30, 2023 OF GENWORTH LIFE INSURANCE COMPANY

SCHEDULE B - PART 3

Showing All Mortgage Loans DISPOSED, Transferred or Repaid During the Current Quarter

1 Loan Number	2 Location		4 Loan Type	5 Date Acquired	6 Disposal Date	7 Book Value/ Recorded Investment Excluding Accrued Interest Prior Year	8 Change in Book Value/Recorded Investment					14 Book Value/ Recorded Investment Excluding Accrued Interest on Disposal	15 Consid- eration	16 Foreign Exchange Gain (Loss) on Disposal	17 Realized Gain (Loss) on Disposal	18 Total Gain (Loss) on Disposal	
	2 City	3 State					8 Unrealized Valuation Increase (Decrease)	9 Current Year's (Amortization) /Accretion	10 Current Year's Other- Than- Temporary Impairment Recognized	11 Capitalized Deferred Interest and Other	12 Total Change in Book Value (8+9-10+11)						13 Total Foreign Exchange Change in Book Value
901001187	Chattanooga	TN		12/05/2016		21,620	0	0	0	0	0	0	21,620	21,620	0	0	0
901001192	Midlothian	VA		11/17/2016		24,692	0	0	0	0	0	0	24,692	24,692	0	0	0
901001200	Shrewsbury	NJ		10/31/2016		35,997	0	0	0	0	0	0	35,997	35,997	0	0	0
901001202	Greenville	NC		02/15/2017		113,150	0	0	0	0	0	0	113,150	113,150	0	0	0
901001203	Ponte Vedra Beach	FL		12/30/2016		54,565	0	0	0	0	0	0	54,565	54,565	0	0	0
901001204	Jacksonville	FL		12/01/2016		61,059	0	0	0	0	0	0	61,059	61,059	0	0	0
901001205	Culver City	CA		11/04/2016		41,956	0	0	0	0	0	0	41,956	41,956	0	0	0
901001207	Durham	NC		12/22/2016		54,359	0	0	0	0	0	0	54,359	54,359	0	0	0
901001209	Porterville	CA		12/05/2016		50,009	0	0	0	0	0	0	50,009	50,009	0	0	0
901001210	Wayne	MI		12/22/2016		19,765	0	0	0	0	0	0	19,765	19,765	0	0	0
901001212	Chesteron	IN		12/21/2016		17,989	0	0	0	0	0	0	17,989	17,989	0	0	0
901001213	Limerick	PA		12/22/2016		13,563	0	0	0	0	0	0	13,563	13,563	0	0	0
901001214	Limerick	PA		12/22/2016		18,493	0	0	0	0	0	0	18,493	18,493	0	0	0
901001215	San Diego	CA		12/02/2016		94,016	0	0	0	0	0	0	94,016	94,016	0	0	0
901001216	Islandia	NY		03/08/2017		35,082	0	0	0	0	0	0	35,082	35,082	0	0	0
901001217	Atlanta	GA		12/29/2016		14,868	0	0	0	0	0	0	14,868	14,868	0	0	0
901001220	Somerset	NJ		12/29/2016		20,596	0	0	0	0	0	0	20,596	20,596	0	0	0
901001221	Largo	FL		06/22/2017		7,031	0	0	0	0	0	0	7,031	7,031	0	0	0
901001223	Chino Hills	CA		12/01/2016		70,052	0	0	0	0	0	0	70,052	70,052	0	0	0
901001224	Houston	TX		01/26/2017		27,497	0	0	0	0	0	0	27,497	27,497	0	0	0
901001227	Escondido	CA		01/09/2017		12,150	0	0	0	0	0	0	12,150	12,150	0	0	0
901001228	Englewood	CO		12/21/2016		90,546	0	0	0	0	0	0	90,546	90,546	0	0	0
901001237	Raleigh	NC		05/03/2017		47,824	0	0	0	0	0	0	47,824	47,824	0	0	0
901001246	Carlsbad	CA		02/10/2017		38,652	0	0	0	0	0	0	38,652	38,652	0	0	0
901001247	Farmingdale	NY		11/14/2017		30,904	0	0	0	0	0	0	30,904	30,904	0	0	0
901001248	Huntington	NY		02/21/2017		46,151	0	0	0	0	0	0	46,151	46,151	0	0	0
901001253	Largo	FL		01/31/2017		10,037	0	0	0	0	0	0	10,037	10,037	0	0	0
901001256	Woodville	WA		03/07/2017		57,270	0	0	0	0	0	0	57,270	57,270	0	0	0
901001258	Buena Park	CA		03/27/2017		21,310	0	0	0	0	0	0	21,310	21,310	0	0	0
901001264	Aurora	IL		03/28/2017		43,399	0	0	0	0	0	0	43,399	43,399	0	0	0
901001266	Spokane	WA		04/20/2017		26,425	0	0	0	0	0	0	26,425	26,425	0	0	0
901001267	Melville	NY		05/05/2017		41,179	0	0	0	0	0	0	41,179	41,179	0	0	0
901001268	Melville	NY		05/05/2017		13,726	0	0	0	0	0	0	13,726	13,726	0	0	0
901001269	Huntington	NY		05/05/2017		27,453	0	0	0	0	0	0	27,453	27,453	0	0	0
901001273	Council Bluffs	IA		05/01/2017		35,407	0	0	0	0	0	0	35,407	35,407	0	0	0
901001274	Mason	OH		03/31/2017		21,114	0	0	0	0	0	0	21,114	21,114	0	0	0
901001275	St Louis	MO		05/01/2017		39,678	0	0	0	0	0	0	39,678	39,678	0	0	0
901001278	Cary	NC		08/31/2017		24,291	0	0	0	0	0	0	24,291	24,291	0	0	0
901001280	Santa Rosa	CA		05/04/2017		39,367	0	0	0	0	0	0	39,367	39,367	0	0	0
901001281	Elmwood Park	IL		05/04/2017		21,938	0	0	0	0	0	0	21,938	21,938	0	0	0
901001284	Corona	CA		06/01/2017		37,059	0	0	0	0	0	0	37,059	37,059	0	0	0
901001285	Louisville	KY		05/01/2017		69,698	0	0	0	0	0	0	69,698	69,698	0	0	0
901001286	Chester	VA		05/05/2017		15,519	0	0	0	0	0	0	15,519	15,519	0	0	0
901001288	Round Lake Beach	IL		08/14/2017		8,155	0	0	0	0	0	0	8,155	8,155	0	0	0
901001289	Fernandina Beach	FL		05/05/2017		51,722	0	0	0	0	0	0	51,722	51,722	0	0	0
901001292	Camarillo	CA		04/18/2017		67,634	0	0	0	0	0	0	67,634	67,634	0	0	0
901001295	Melville	NY		05/23/2017		83,925	0	0	0	0	0	0	83,925	83,925	0	0	0
901001296	Camarillo	CA		04/18/2017		37,380	0	0	0	0	0	0	37,380	37,380	0	0	0
901001300	Largo	FL		05/10/2017		29,917	0	0	0	0	0	0	29,917	29,917	0	0	0
901001302	Capitol Heights	MD		06/08/2017		23,767	0	0	0	0	0	0	23,767	23,767	0	0	0
901001312	Oakland	CA		06/01/2017		30,190	0	0	0	0	0	0	30,190	30,190	0	0	0

STATEMENT AS OF JUNE 30, 2023 OF GENWORTH LIFE INSURANCE COMPANY

SCHEDULE B - PART 3

Showing All Mortgage Loans DISPOSED, Transferred or Repaid During the Current Quarter

1 Loan Number	2 Location		4 Loan Type	5 Date Acquired	6 Disposal Date	7 Book Value/ Recorded Investment Excluding Accrued Interest Prior Year	8 Change in Book Value/Recorded Investment					14 Book Value/ Recorded Investment Excluding Accrued Interest on Disposal	15 Consid- eration	16 Foreign Exchange Gain (Loss) on Disposal	17 Realized Gain (Loss) on Disposal	18 Total Gain (Loss) on Disposal	
	2 City	3 State					8 Unrealized Valuation Increase (Decrease)	9 Current Year's (Amortization) /Accretion	10 Current Year's Other- Than- Temporary Impairment Recognized	11 Capitalized Deferred Interest and Other	12 Total Change in Book Value (8+9-10+11)						13 Total Foreign Exchange Change in Book Value
901001316	Austin	TX		06/07/2017		34,259	0	0	0	0	0	0	34,259	34,259	0	0	0
901001320	Blacksburg	VA		06/21/2017		23,408	0	0	0	0	0	0	23,408	23,408	0	0	0
901001325	Largo	FL		09/26/2017		27,554	0	0	0	0	0	0	27,554	27,554	0	0	0
901001326	Tujunga	CA		08/16/2017		38,307	0	0	0	0	0	0	38,307	38,307	0	0	0
901001327	Federal Way	WA		05/31/2017		28,953	0	0	0	0	0	0	28,953	28,953	0	0	0
901001331	Third Lake	IL		12/26/2017		22,093	0	0	0	0	0	0	22,093	22,093	0	0	0
901001334	Cold Spring	KY		07/20/2017		17,407	0	0	0	0	0	0	17,407	17,407	0	0	0
901001335	Thornton	CO		09/21/2017		45,589	0	0	0	0	0	0	45,589	45,589	0	0	0
901001337	Crown Point	IN		08/14/2017		45,349	0	0	0	0	0	0	45,349	45,349	0	0	0
901001340	Jamesstown	NC		08/15/2017		172,955	0	0	0	0	0	0	172,955	172,955	0	0	0
901001342	Troutdale	OR		10/05/2017		48,993	0	0	0	0	0	0	48,993	48,993	0	0	0
901001345	Huntingdon Valley	PA		08/29/2017		12,778	0	0	0	0	0	0	12,778	12,778	0	0	0
901001349	Dawsonville	GA		08/01/2017		10,687	0	0	0	0	0	0	10,687	10,687	0	0	0
901001353	Timonium Baltimore Co	MD		09/25/2017		108,714	0	0	0	0	0	0	108,714	108,714	0	0	0
901001360	Winston-Salem	NC		08/31/2017		15,052	0	0	0	0	0	0	15,052	15,052	0	0	0
901001362	Olive Branch	MS		08/31/2017		40,145	0	0	0	0	0	0	40,145	40,145	0	0	0
901001365	Saint Simons Island	GA		10/17/2017		14,421	0	0	0	0	0	0	14,421	14,421	0	0	0
901001368	Piano	TX		10/17/2017		19,699	0	0	0	0	0	0	19,699	19,699	0	0	0
901001370	Beaverton	OR		10/20/2017		36,545	0	0	0	0	0	0	36,545	36,545	0	0	0
901001371	Portland	OR		11/13/2017		58,924	0	0	0	0	0	0	58,924	58,924	0	0	0
901001375	Sumner	WA		09/13/2017		81,738	0	0	0	0	0	0	81,738	81,738	0	0	0
901001377	Escondido	CA		09/28/2017		27,284	0	0	0	0	0	0	27,284	27,284	0	0	0
901001378	Lynchburg	VA		09/27/2017		21,756	0	0	0	0	0	0	21,756	21,756	0	0	0
901001381	Bloomington	IN		10/02/2017		17,135	0	0	0	0	0	0	17,135	17,135	0	0	0
901001387	Baltimore	MD		12/21/2017		16,525	0	0	0	0	0	0	16,525	16,525	0	0	0
901001388	Austin	TX		10/18/2017		34,381	0	0	0	0	0	0	34,381	34,381	0	0	0
901001389	Newtown Square	PA		11/22/2017		205,571	0	0	0	0	0	0	205,571	205,571	0	0	0
901001391	Rancho Cucamonga	CA		11/17/2017		33,244	0	0	0	0	0	0	33,244	33,244	0	0	0
901001395	Shreveport	LA		02/12/2018		43,091	0	0	0	0	0	0	43,091	43,091	0	0	0
901001396	Shreveport	LA		02/12/2018		20,825	0	0	0	0	0	0	20,825	20,825	0	0	0
901001399	Santa Rosa	CA		10/31/2017		21,008	0	0	0	0	0	0	21,008	21,008	0	0	0
901001400	Windsor	CO		11/30/2017		15,884	0	0	0	0	0	0	15,884	15,884	0	0	0
901001403	Valley View	OH		12/27/2017		18,718	0	0	0	0	0	0	18,718	18,718	0	0	0
901001404	Dresher	PA		05/25/2018		70,323	0	0	0	0	0	0	70,323	70,323	0	0	0
901001405	Manassas	VA		12/08/2017		34,795	0	0	0	0	0	0	34,795	34,795	0	0	0
901001409	Lewis Center	OH		12/20/2017		31,891	0	0	0	0	0	0	31,891	31,891	0	0	0
901001415	Houston	TX		01/03/2018		51,736	0	0	0	0	0	0	51,736	51,736	0	0	0
901001417	Bellingham	WA		01/30/2018		71,116	0	0	0	0	0	0	71,116	71,116	0	0	0
901001418	St. Louis	MO		01/11/2018		12,031	0	0	0	0	0	0	12,031	12,031	0	0	0
901001419	Round Rock	TX		12/28/2017		49,978	0	0	0	0	0	0	49,978	49,978	0	0	0
901001420	Leander	TX		12/28/2017		25,926	0	0	0	0	0	0	25,926	25,926	0	0	0
901001421	Broomfield	CO		12/26/2017		103,325	0	0	0	0	0	0	103,325	103,325	0	0	0
901001424	Concord	NH		12/20/2017		14,935	0	0	0	0	0	0	14,935	14,935	0	0	0
901001425	Deptfor	NJ		12/20/2017		6,370	0	0	0	0	0	0	6,370	6,370	0	0	0
901001431	Morrow	GA		01/26/2018		53,801	0	0	0	0	0	0	53,801	53,801	0	0	0
901001434	Patterson	CA		01/17/2018		29,973	0	0	0	0	0	0	29,973	29,973	0	0	0
901001435	Louisville	KY		02/06/2018		68,544	0	0	0	0	0	0	68,544	68,544	0	0	0
901001436	Brooklyn Center	MN		01/16/2018		75,127	0	0	0	0	0	0	75,127	75,127	0	0	0
901001438	Denver	CO		02/08/2018		15,460	0	0	0	0	0	0	15,460	15,460	0	0	0
901001439	New York	NY		01/30/2018		26,732	0	0	0	0	0	0	26,732	26,732	0	0	0
901001448	High Point	NC		02/23/2018		99,988	0	0	0	0	0	0	99,988	99,988	0	0	0

STATEMENT AS OF JUNE 30, 2023 OF GENWORTH LIFE INSURANCE COMPANY

SCHEDULE B - PART 3

Showing All Mortgage Loans DISPOSED, Transferred or Repaid During the Current Quarter

1 Loan Number	2 Location		4 Loan Type	5 Date Acquired	6 Disposal Date	7 Book Value/ Recorded Investment Excluding Accrued Interest Prior Year	8 Change in Book Value/Recorded Investment					14 Book Value/ Recorded Investment Excluding Accrued Interest on Disposal	15 Consid- eration	16 Foreign Exchange Gain (Loss) on Disposal	17 Realized Gain (Loss) on Disposal	18 Total Gain (Loss) on Disposal	
	2 City	3 State					8 Unrealized Valuation Increase (Decrease)	9 Current Year's (Amortization) /Accretion	10 Current Year's Other- Than- Temporary Impairment Recognized	11 Capitalized Deferred Interest and Other	12 Total Change in Book Value (8+9-10+11)						13 Total Foreign Exchange Change in Book Value
901001450	Houston	TX		02/14/2018		36,011	0	0	0	0	0	0	36,011	36,011	0	0	0
901001452	Beaverton	OR		02/08/2018		76,671	0	0	0	0	0	0	76,671	76,671	0	0	0
901001454	Lanham	MD		02/13/2018		29,183	0	0	0	0	0	0	29,183	29,183	0	0	0
901001456	Madison	AL		04/27/2018		13,802	0	0	0	0	0	0	13,802	13,802	0	0	0
901001458	Tremont	UT		03/05/2018		43,799	0	0	0	0	0	0	43,799	43,799	0	0	0
901001460	Charlotte	NC		03/01/2018		9,974	0	0	0	0	0	0	9,974	9,974	0	0	0
901001463	Woodbury	NY		03/22/2018		31,555	0	0	0	0	0	0	31,555	31,555	0	0	0
901001467	Clearwater	FL		03/15/2018		43,193	0	0	0	0	0	0	43,193	43,193	0	0	0
901001468	Clearwater	FL		03/15/2018		42,893	0	0	0	0	0	0	42,893	42,893	0	0	0
901001470	North Bend	WA		04/19/2018		35,333	0	0	0	0	0	0	35,333	35,333	0	0	0
901001472	Bellmore	NY		03/22/2018		36,795	0	0	0	0	0	0	36,795	36,795	0	0	0
901001479	Duluth	MN		04/11/2018		53,632	0	0	0	0	0	0	53,632	53,632	0	0	0
901001484	Barnegat	NJ		03/28/2018		39,499	0	0	0	0	0	0	39,499	39,499	0	0	0
901001485	San Antonio	TX		03/19/2018		35,472	0	0	0	0	0	0	35,472	35,472	0	0	0
901001490	Lehi	UT		05/10/2018		16,652	0	0	0	0	0	0	16,652	16,652	0	0	0
901001491	Kansas City	MO		07/13/2018		22,790	0	0	0	0	0	0	22,790	22,790	0	0	0
901001492	Phoenix	AZ		06/06/2018		21,594	0	0	0	0	0	0	21,594	21,594	0	0	0
901001494	Burnsville	MN		04/16/2018		35,192	0	0	0	0	0	0	35,192	35,192	0	0	0
901001496	Rock Hill	SC		03/21/2018		38,232	0	0	0	0	0	0	38,232	38,232	0	0	0
901001499	Denver	CO		04/06/2018		42,385	0	0	0	0	0	0	42,385	42,385	0	0	0
901001500	Sarasota	FL		06/21/2018		22,055	0	0	0	0	0	0	22,055	22,055	0	0	0
901001501	Perkasie	PA		06/18/2018		12,115	0	0	0	0	0	0	12,115	12,115	0	0	0
901001502	San Antonio	TX		06/01/2018		39,175	0	0	0	0	0	0	39,175	39,175	0	0	0
901001505	Richmond	VA		08/17/2018		17,005	0	0	0	0	0	0	17,005	17,005	0	0	0
901001514	Broomfield	CO		07/13/2018		96,340	0	0	0	0	0	0	96,340	96,340	0	0	0
901001515	Savage	MN		04/26/2018		21,194	0	0	0	0	0	0	21,194	21,194	0	0	0
901001518	Phoenix	AZ		05/23/2018		14,029	0	0	0	0	0	0	14,029	14,029	0	0	0
901001520	Kennett Square	PA		07/17/2018		95,561	0	0	0	0	0	0	95,561	95,561	0	0	0
901001525	El Segundo	CA		06/20/2018		43,922	0	0	0	0	0	0	43,922	43,922	0	0	0
901001527	Naperville	IL		05/31/2018		35,682	0	0	0	0	0	0	35,682	35,682	0	0	0
901001539	Lynnwood	WA		06/13/2018		21,803	0	0	0	0	0	0	21,803	21,803	0	0	0
901001541	Hauppauge	NY		08/02/2018		10,421	0	0	0	0	0	0	10,421	10,421	0	0	0
901001544	Atlanta	GA		09/12/2018		101,184	0	0	0	0	0	0	101,184	101,184	0	0	0
901001546	Durham	NC		07/31/2018		30,465	0	0	0	0	0	0	30,465	30,465	0	0	0
901001549	Kent	WA		07/31/2018		29,658	0	0	0	0	0	0	29,658	29,658	0	0	0
901001552	Sewell	NJ		08/08/2018		36,566	0	0	0	0	0	0	36,566	36,566	0	0	0
901001553	Louisville	KY		07/09/2018		26,399	0	0	0	0	0	0	26,399	26,399	0	0	0
901001554	Baltimore	MD		10/31/2018		120,478	0	0	0	0	0	0	120,478	120,478	0	0	0
901001555	Bellingham	WA		10/10/2018		32,458	0	0	0	0	0	0	32,458	32,458	0	0	0
901001556	Henderson	NV		08/09/2018		56,401	0	0	0	0	0	0	56,401	56,401	0	0	0
901001559	Austin	TX		10/05/2018		35,187	0	0	0	0	0	0	35,187	35,187	0	0	0
901001561	Denver	CO		09/13/2018		21,517	0	0	0	0	0	0	21,517	21,517	0	0	0
901001562	Birmingham	AL		08/20/2018		58,366	0	0	0	0	0	0	58,366	58,366	0	0	0
901001563	Gastonia	NC		08/10/2018		35,183	0	0	0	0	0	0	35,183	35,183	0	0	0
901001564	Boston	MA		08/13/2018		15,532	0	0	0	0	0	0	15,532	15,532	0	0	0
901001565	Boston	MA		08/13/2018		19,900	0	0	0	0	0	0	19,900	19,900	0	0	0
901001566	Boston	MA		08/13/2018		27,880	0	0	0	0	0	0	27,880	27,880	0	0	0
901001567	Boston	MA		08/13/2018		25,610	0	0	0	0	0	0	25,610	25,610	0	0	0
901001570	Frederrick	MD		07/30/2018		92,255	0	0	0	0	0	0	92,255	92,255	0	0	0
901001571	Greenwood Village	CO		06/29/2018		49,098	0	0	0	0	0	0	49,098	49,098	0	0	0
901001577	Minneapolis	MN		08/29/2018		24,288	0	0	0	0	0	0	24,288	24,288	0	0	0

STATEMENT AS OF JUNE 30, 2023 OF GENWORTH LIFE INSURANCE COMPANY

SCHEDULE B - PART 3

Showing All Mortgage Loans DISPOSED, Transferred or Repaid During the Current Quarter

1 Loan Number	2 Location		4 Loan Type	5 Date Acquired	6 Disposal Date	7 Book Value/ Recorded Investment Excluding Accrued Interest Prior Year	8 Change in Book Value/Recorded Investment					14 Book Value/ Recorded Investment Excluding Accrued Interest on Disposal	15 Consid- eration	16 Foreign Exchange Gain (Loss) on Disposal	17 Realized Gain (Loss) on Disposal	18 Total Gain (Loss) on Disposal	
	2 City	3 State					8 Unrealized Valuation Increase (Decrease)	9 Current Year's (Amortization) /Accretion	10 Current Year's Other- Than- Temporary Impairment Recognized	11 Capitalized Deferred Interest and Other	12 Total Change in Book Value (8+9-10+11)						13 Total Foreign Exchange Change in Book Value
901001582	Murfreesboro	TN		08/27/2018		17,767	0	0	0	0	0	0	17,767	17,767	0	0	0
901001583	Naperville	IL		08/27/2018		24,516	0	0	0	0	0	0	24,516	24,516	0	0	0
901001584	Louisville	KY		08/24/2018		21,978	0	0	0	0	0	0	21,978	21,978	0	0	0
901001585	Richboro	PA		09/20/2018		36,372	0	0	0	0	0	0	36,372	36,372	0	0	0
901001586	Richboro	PA		09/20/2018		12,379	0	0	0	0	0	0	12,379	12,379	0	0	0
901001599	Draper	UT		10/24/2018		63,966	0	0	0	0	0	0	63,966	63,966	0	0	0
901001602	Morristown	NJ		10/10/2018		23,301	0	0	0	0	0	0	23,301	23,301	0	0	0
901001606	Sterling	VA		10/16/2018		33,138	0	0	0	0	0	0	33,138	33,138	0	0	0
901001607	American Fork	UT		10/15/2018		33,202	0	0	0	0	0	0	33,202	33,202	0	0	0
901001608	Landover	MD		10/15/2018		17,276	0	0	0	0	0	0	17,276	17,276	0	0	0
901001609	Denver	CO		12/06/2018		12,778	0	0	0	0	0	0	12,778	12,778	0	0	0
901001610	Jacksonville	FL		10/18/2018		125,380	0	0	0	0	0	0	125,380	125,380	0	0	0
901001611	League City	TX		11/06/2018		47,283	0	0	0	0	0	0	47,283	47,283	0	0	0
901001613	Bellingham	WA		11/19/2018		83,280	0	0	0	0	0	0	83,280	83,280	0	0	0
901001614	San Diego	CA		10/19/2018		7,068	0	0	0	0	0	0	7,068	7,068	0	0	0
901001615	Tucson	AZ		11/08/2018		17,339	0	0	0	0	0	0	17,339	17,339	0	0	0
901001617	Westminster	CO		10/11/2018		8,380	0	0	0	0	0	0	8,380	8,380	0	0	0
901001618	Houston	TX		01/29/2019		17,090	0	0	0	0	0	0	17,090	17,090	0	0	0
901001620	Mt. Olive	NJ		12/04/2018		20,235	0	0	0	0	0	0	20,235	20,235	0	0	0
901001621	Wheaton	IL		11/13/2018		25,241	0	0	0	0	0	0	25,241	25,241	0	0	0
901001622	Southampton	NY		12/10/2018		94,739	0	0	0	0	0	0	94,739	94,739	0	0	0
901001623	Denver	CO		12/21/2018		17,411	0	0	0	0	0	0	17,411	17,411	0	0	0
901001624	Arbutus	MD		01/15/2019		17,275	0	0	0	0	0	0	17,275	17,275	0	0	0
901001633	Deerfield Beach	FL		11/29/2018		39,369	0	0	0	0	0	0	39,369	39,369	0	0	0
901001637	Reno	NV		02/06/2019		52,275	0	0	0	0	0	0	52,275	52,275	0	0	0
901001639	Spokane	WA		01/18/2019		23,821	0	0	0	0	0	0	23,821	23,821	0	0	0
901001641	Matthews	NC		02/21/2019		66,657	0	0	0	0	0	0	66,657	66,657	0	0	0
901001644	Mettawa	IL		01/10/2019		90,128	0	0	0	0	0	0	90,128	90,128	0	0	0
901001645	Las Vegas	NV		02/20/2019		12,777	0	0	0	0	0	0	12,777	12,777	0	0	0
901001646	Richmond	VA		02/21/2019		118,616	0	0	0	0	0	0	118,616	118,616	0	0	0
901001647	San Diego	CA		12/18/2018		72,938	0	0	0	0	0	0	72,938	72,938	0	0	0
901001648	Denver	CO		12/28/2018		44,959	0	0	0	0	0	0	44,959	44,959	0	0	0
901001701	Westminster	CO		12/27/2018		53,317	0	0	0	0	0	0	53,317	53,317	0	0	0
901001702	Yakima	WA		02/07/2019		37,074	0	0	0	0	0	0	37,074	37,074	0	0	0
901001704	Spanish Fork	UT		12/28/2018		22,488	0	0	0	0	0	0	22,488	22,488	0	0	0
901001709	Shirley	NY		01/29/2019		33,226	0	0	0	0	0	0	33,226	33,226	0	0	0
901001710	Arlington Heights	IL		01/15/2019		17,966	0	0	0	0	0	0	17,966	17,966	0	0	0
901001712	Portland	OR		02/06/2019		22,498	0	0	0	0	0	0	22,498	22,498	0	0	0
901001722	Dubois	PA		02/12/2019		25,588	0	0	0	0	0	0	25,588	25,588	0	0	0
901001723	O'Fallon	MO		03/04/2019		77,756	0	0	0	0	0	0	77,756	77,756	0	0	0
901001724	New York	NY		02/27/2019		20,443	0	0	0	0	0	0	20,443	20,443	0	0	0
901001725	Kingson	NY		02/27/2019		16,427	0	0	0	0	0	0	16,427	16,427	0	0	0
901001726	Farmingdale	NY		04/18/2019		31,569	0	0	0	0	0	0	31,569	31,569	0	0	0
901001728	Arlington Heights	IL		04/15/2019		19,197	0	0	0	0	0	0	19,197	19,197	0	0	0
901001736	Salt Lake City	UT		04/25/2019		28,003	0	0	0	0	0	0	28,003	28,003	0	0	0
901001737	Linthicum Heights	MD		03/27/2019		50,021	0	0	0	0	0	0	50,021	50,021	0	0	0
901001746	Naperville	IL		03/19/2019		100,205	0	0	0	0	0	0	100,205	100,205	0	0	0
901001747	Willowbrook	IL		03/19/2019		17,252	0	0	0	0	0	0	17,252	17,252	0	0	0
901001748	Chicago	IL		03/12/2019		16,344	0	0	0	0	0	0	16,344	16,344	0	0	0
901001749	Carlsbad	CA		02/28/2019		67,864	0	0	0	0	0	0	67,864	67,864	0	0	0
901001751	Lancaster	PA		03/26/2019		303,355	0	0	0	0	0	0	303,355	303,355	0	0	0

E02.10

STATEMENT AS OF JUNE 30, 2023 OF GENWORTH LIFE INSURANCE COMPANY

SCHEDULE B - PART 3

Showing All Mortgage Loans DISPOSED, Transferred or Repaid During the Current Quarter

1 Loan Number	2 Location		4 Loan Type	5 Date Acquired	6 Disposal Date	7 Book Value/ Recorded Investment Excluding Accrued Interest Prior Year	8 Change in Book Value/Recorded Investment					14 Book Value/ Recorded Investment Excluding Accrued Interest on Disposal	15 Consid- eration	16 Foreign Exchange Gain (Loss) on Disposal	17 Realized Gain (Loss) on Disposal	18 Total Gain (Loss) on Disposal	
	2 City	3 State					8 Unrealized Valuation Increase (Decrease)	9 Current Year's (Amortization) /Accretion	10 Current Year's Other- Than- Temporary Impairment Recognized	11 Capitalized Deferred Interest and Other	12 Total Change in Book Value (8+9-10+11)						13 Total Foreign Exchange Change in Book Value
901001752	Branford	CT		03/13/2019		79,536	0	0	0	0	0	0	79,536	79,536	0	0	0
901001753	Carlsbad	CA		02/28/2019		35,616	0	0	0	0	0	0	35,616	35,616	0	0	0
901001754	Roseville	MN		04/10/2019		33,796	0	0	0	0	0	0	33,796	33,796	0	0	0
901001757	Manchester	NH		03/27/2019		119,376	0	0	0	0	0	0	119,376	119,376	0	0	0
901001758	Huntersville	NC		04/08/2019		48,504	0	0	0	0	0	0	48,504	48,504	0	0	0
901001760	Durham	NC		04/04/2019		16,900	0	0	0	0	0	0	16,900	16,900	0	0	0
901001761	Copperas Cove	TX		03/29/2019		74,531	0	0	0	0	0	0	74,531	74,531	0	0	0
901001762	Weymouth	MA		04/01/2019		16,949	0	0	0	0	0	0	16,949	16,949	0	0	0
901001765	Sparta	NJ		08/14/2019		106,409	0	0	0	0	0	0	106,409	106,409	0	0	0
901001767	St Paul	MN		04/15/2019		66,302	0	0	0	0	0	0	66,302	66,302	0	0	0
901001769	Brighton	CO		04/11/2019		21,993	0	0	0	0	0	0	21,993	21,993	0	0	0
901001771	Upper Marlboro	MD		05/15/2019		60,224	0	0	0	0	0	0	60,224	60,224	0	0	0
901001772	Mayfield	OH		04/09/2019		25,227	0	0	0	0	0	0	25,227	25,227	0	0	0
901001773	Richmond	VA		02/21/2019		88,650	0	0	0	0	0	0	88,650	88,650	0	0	0
901001778	Ellicott City	MD		05/08/2019		16,830	0	0	0	0	0	0	16,830	16,830	0	0	0
901001779	Chaska	MN		05/08/2019		28,096	0	0	0	0	0	0	28,096	28,096	0	0	0
901001780	Carlsbad	CA		03/15/2019		36,406	0	0	0	0	0	0	36,406	36,406	0	0	0
901001781	Westminster	CO		04/11/2019		19,083	0	0	0	0	0	0	19,083	19,083	0	0	0
901001782	Queen Creek	AZ		05/23/2019		57,976	0	0	0	0	0	0	57,976	57,976	0	0	0
901001783	Everett	WA		05/06/2019		15,936	0	0	0	0	0	0	15,936	15,936	0	0	0
901001785	Gahanna	OH		08/20/2019		23,108	0	0	0	0	0	0	23,108	23,108	0	0	0
901001787	Boulder	CO		05/01/2019		37,213	0	0	0	0	0	0	37,213	37,213	0	0	0
901001788	Frankfort	IL		08/30/2019		11,366	0	0	0	0	0	0	11,366	11,366	0	0	0
901001789	Prosper	TX		06/19/2019		97,935	0	0	0	0	0	0	97,935	97,935	0	0	0
901001790	Ft Worth	TX		08/02/2019		53,623	0	0	0	0	0	0	53,623	53,623	0	0	0
901001791	Grand Prairie	TX		07/12/2019		55,245	0	0	0	0	0	0	55,245	55,245	0	0	0
901001792	Lenoir	NC		06/27/2019		57,639	0	0	0	0	0	0	57,639	57,639	0	0	0
901001793	Chicago	IL		05/16/2019		29,049	0	0	0	0	0	0	29,049	29,049	0	0	0
901001797	Jacksonville	FL		06/26/2019		15,356	0	0	0	0	0	0	15,356	15,356	0	0	0
901001799	Draper	UT		06/04/2019		20,097	0	0	0	0	0	0	20,097	20,097	0	0	0
901001803	Wilsonville	OR		06/28/2019		62,844	0	0	0	0	0	0	62,844	62,844	0	0	0
901001806	Denver	CO		08/06/2019		48,370	0	0	0	0	0	0	48,370	48,370	0	0	0
901001826	Minneapolis	MN		11/07/2019		39,620	0	0	0	0	0	0	39,620	39,620	0	0	0
901001835	West Columbia	SC		11/27/2019		30,702	0	0	0	0	0	0	30,702	30,702	0	0	0
901001836	San Rafeal	CA		11/19/2019		19,375	0	0	0	0	0	0	19,375	19,375	0	0	0
901001840	Dallas	TX		11/18/2019		33,638	0	0	0	0	0	0	33,638	33,638	0	0	0
901001841	Mesa	AZ		12/27/2019		40,672	0	0	0	0	0	0	40,672	40,672	0	0	0
901001842	Phoenix	AZ		11/27/2019		25,430	0	0	0	0	0	0	25,430	25,430	0	0	0
901001843	Virginia Beach	VA		03/06/2020		31,863	0	0	0	0	0	0	31,863	31,863	0	0	0
901001844	Bellevue	WA		12/11/2019		112,560	0	0	0	0	0	0	112,560	112,560	0	0	0
901001849	Prosper	TX		03/20/2020		21,648	0	0	0	0	0	0	21,648	21,648	0	0	0
901001851	Colorado Springs	CO		12/16/2019		57,101	0	0	0	0	0	0	57,101	57,101	0	0	0
901001855	Cockysville	MD		01/13/2020		31,642	0	0	0	0	0	0	31,642	31,642	0	0	0
901001856	Brighton	CO		12/23/2019		69,913	0	0	0	0	0	0	69,913	69,913	0	0	0
901001857	Timonium	MD		12/31/2019		56,128	0	0	0	0	0	0	56,128	56,128	0	0	0
901001858	Grand Forks	ND		01/29/2020		55,195	0	0	0	0	0	0	55,195	55,195	0	0	0
901001864	Denver	CO		04/22/2020		56,583	0	0	0	0	0	0	56,583	56,583	0	0	0
901001865	Gilbert	AZ		02/27/2020		186,538	0	0	0	0	0	0	186,538	186,538	0	0	0
901001867	Streamwood	IL		02/10/2020		48,106	0	0	0	0	0	0	48,106	48,106	0	0	0
901001870	Gaithersburg	MD		02/04/2020		47,151	0	0	0	0	0	0	47,151	47,151	0	0	0
901001871	Branford	CT		07/17/2020		63,050	0	0	0	0	0	0	63,050	63,050	0	0	0

E02.11

STATEMENT AS OF JUNE 30, 2023 OF GENWORTH LIFE INSURANCE COMPANY

SCHEDULE B - PART 3

Showing All Mortgage Loans DISPOSED, Transferred or Repaid During the Current Quarter

1 Loan Number	2 Location		4 Loan Type	5 Date Acquired	6 Disposal Date	7 Book Value/ Recorded Investment Excluding Accrued Interest Prior Year	8 Change in Book Value/Recorded Investment					14 Book Value/ Recorded Investment Excluding Accrued Interest on Disposal	15 Consid- eration	16 Foreign Exchange Gain (Loss) on Disposal	17 Realized Gain (Loss) on Disposal	18 Total Gain (Loss) on Disposal	
	2 City	3 State					8 Unrealized Valuation Increase (Decrease)	9 Current Year's (Amortization) /Accretion	10 Current Year's Other- Than- Temporary Impairment Recognized	11 Capitalized Deferred Interest and Other	12 Total Change in Book Value (8+9-10+11)						13 Total Foreign Exchange Change in Book Value
901001872	Houston	TX		03/20/2020		71,599	0	0	0	0	0	0	71,599	71,599	0	0	0
901001876	Columbia	MD		06/10/2020		78,640	0	0	0	0	0	0	78,640	78,640	0	0	0
901001884	South Jordan	UT		03/05/2020		26,969	0	0	0	0	0	0	26,969	26,969	0	0	0
901001886	Kent	WA		04/08/2020		15,774	0	0	0	0	0	0	15,774	15,774	0	0	0
901001887	Sugarland	TX		07/24/2020		19,472	0	0	0	0	0	0	19,472	19,472	0	0	0
901001890	Yaphank	NY		04/09/2020		204,079	0	0	0	0	0	0	204,079	204,079	0	0	0
901001891	Farmingdale	NY		07/02/2020		59,140	0	0	0	0	0	0	59,140	59,140	0	0	0
901001893	Geneva	IL		07/13/2020		27,577	0	0	0	0	0	0	27,577	27,577	0	0	0
901001894	Towson	MD		04/09/2020		23,897	0	0	0	0	0	0	23,897	23,897	0	0	0
901001898	Windsor Mill	MD		04/17/2020		37,436	0	0	0	0	0	0	37,436	37,436	0	0	0
901001902	Norfolk	VA		04/23/2020		24,746	0	0	0	0	0	0	24,746	24,746	0	0	0
901001903	San Rafael	CA		05/27/2020		54,734	0	0	0	0	0	0	54,734	54,734	0	0	0
901001904	Owings Mills	MD		05/01/2020		72,606	0	0	0	0	0	0	72,606	72,606	0	0	0
901001909	Jacksonville Beach	FL		05/27/2020		20,611	0	0	0	0	0	0	20,611	20,611	0	0	0
901001918	Tacoma	WA		10/08/2020		45,256	0	0	0	0	0	0	45,256	45,256	0	0	0
901001922	Plano	TX		07/24/2020		40,281	0	0	0	0	0	0	40,281	40,281	0	0	0
901001924	Delray Beach	FL		07/27/2020		30,389	0	0	0	0	0	0	30,389	30,389	0	0	0
901001926	Colorado Springs	CO		07/30/2020		15,195	0	0	0	0	0	0	15,195	15,195	0	0	0
901001927	Louisville	CO		08/05/2020		24,139	0	0	0	0	0	0	24,139	24,139	0	0	0
901001929	Hauppauge	NY		09/04/2020		22,988	0	0	0	0	0	0	22,988	22,988	0	0	0
901001930	Brea	CA		09/18/2020		16,975	0	0	0	0	0	0	16,975	16,975	0	0	0
901001931	Port St. Lucie	FL		08/13/2020		6,709	0	0	0	0	0	0	6,709	6,709	0	0	0
901001933	Reno	NV		02/25/2021		104,108	0	0	0	0	0	0	104,108	104,108	0	0	0
901001934	St Louis	MO		09/29/2020		25,136	0	0	0	0	0	0	25,136	25,136	0	0	0
901001936	Bowie	MD		07/30/2020		154,214	0	0	0	0	0	0	154,214	154,214	0	0	0
901001937	Tinley Park	IL		09/09/2020		32,677	0	0	0	0	0	0	32,677	32,677	0	0	0
901001938	Chicago Heights	IL		12/17/2020		20,225	0	0	0	0	0	0	20,225	20,225	0	0	0
901001939	Bronx	NY		09/14/2020		18,580	0	0	0	0	0	0	18,580	18,580	0	0	0
901001940	Leesburg	VA		11/18/2020		48,185	0	0	0	0	0	0	48,185	48,185	0	0	0
901001942	Itasca	IL		12/15/2020		20,891	0	0	0	0	0	0	20,891	20,891	0	0	0
901001943	Greenville	SC		10/27/2020		28,480	0	0	0	0	0	0	28,480	28,480	0	0	0
901001945	Nashville	TN		01/29/2021		101,953	0	0	0	0	0	0	101,953	101,953	0	0	0
901001946	Provo	UT		12/03/2020		85,032	0	0	0	0	0	0	85,032	85,032	0	0	0
901001947	Little Rock	AR		01/29/2021		32,188	0	0	0	0	0	0	32,188	32,188	0	0	0
901001948	Yakima	WA		12/07/2020		30,954	0	0	0	0	0	0	30,954	30,954	0	0	0
901001950	Matawan	NJ		12/08/2020		25,943	0	0	0	0	0	0	25,943	25,943	0	0	0
901001951	Parsippany	NJ		12/16/2020		26,125	0	0	0	0	0	0	26,125	26,125	0	0	0
901001952	Woodridge	IL		12/17/2020		28,569	0	0	0	0	0	0	28,569	28,569	0	0	0
901001953	Cantonsville	MD		12/02/2020		70,963	0	0	0	0	0	0	70,963	70,963	0	0	0
901001954	Beachwood	OH		06/10/2021		60,976	0	0	0	0	0	0	60,976	60,976	0	0	0
901001955	Parker	CO		03/19/2021		72,511	0	0	0	0	0	0	72,511	72,511	0	0	0
901001956	Florence	NJ		12/29/2020		97,264	0	0	0	0	0	0	97,264	97,264	0	0	0
901001959	Hartsdale	NY		01/29/2021		194,003	0	0	0	0	0	0	194,003	194,003	0	0	0
901001961	Pharr	TX		03/04/2021		34,331	0	0	0	0	0	0	34,331	34,331	0	0	0
901001962	Pharr	TX		04/15/2021		60,538	0	0	0	0	0	0	60,538	60,538	0	0	0
901001964	Lake Placid	FL		12/30/2020		9,814	0	0	0	0	0	0	9,814	9,814	0	0	0
901001965	Fair Haven	NJ		02/05/2021		70,269	0	0	0	0	0	0	70,269	70,269	0	0	0
901001966	Mountlake Terrace	WA		02/18/2021		7,351	0	0	0	0	0	0	7,351	7,351	0	0	0
901001968	Phoenix	AZ		04/15/2021		12,271	0	0	0	0	0	0	12,271	12,271	0	0	0
901001969	Crystal Lake	IL		02/26/2021		30,410	0	0	0	0	0	0	30,410	30,410	0	0	0
901001970	Lynnwood	WA		03/04/2021		42,349	0	0	0	0	0	0	42,349	42,349	0	0	0

E02.12

STATEMENT AS OF JUNE 30, 2023 OF GENWORTH LIFE INSURANCE COMPANY

SCHEDULE B - PART 3

Showing All Mortgage Loans DISPOSED, Transferred or Repaid During the Current Quarter

1 Loan Number	2 Location		4 Loan Type	5 Date Acquired	6 Disposal Date	7 Book Value/ Recorded Investment Excluding Accrued Interest Prior Year	8 Change in Book Value/Recorded Investment						14 Book Value/ Recorded Investment Excluding Accrued Interest on Disposal	15 Consid- eration	16 Foreign Exchange Gain (Loss) on Disposal	17 Realized Gain (Loss) on Disposal	18 Total Gain (Loss) on Disposal
	2 City	3 State					8 Unrealized Valuation Increase (Decrease)	9 Current Year's (Amortization) /Accretion	10 Current Year's Other- Than- Temporary Impairment Recognized	11 Capitalized Deferred Interest and Other	12 Total Change in Book Value (8+9-10+11)	13 Total Foreign Exchange Change in Book Value					
901001971	Little Elm	TX		02/16/2021		26,813	0	0	0	0	0	0	26,813	26,813	0	0	0
901001972	Westport	CT		04/28/2021		64,186	0	0	0	0	0	0	64,186	64,186	0	0	0
901001975	Tucson	AZ		02/19/2021		89,910	0	0	0	0	0	0	89,910	89,910	0	0	0
901001977	Minneapolis	MN		04/19/2021		140,434	0	0	0	0	0	0	140,434	140,434	0	0	0
901001978	Havertown	PA		04/13/2021		16,607	0	0	0	0	0	0	16,607	16,607	0	0	0
901001979	Owings Mills	MD		04/23/2021		38,207	0	0	0	0	0	0	38,207	38,207	0	0	0
901001988	Concord	NC		05/04/2021		27,147	0	0	0	0	0	0	27,147	27,147	0	0	0
901001990	Clifton	NJ		04/30/2021		152,204	0	0	0	0	0	0	152,204	152,204	0	0	0
901001991	Chicago	IL		05/21/2021		28,471	0	0	0	0	0	0	28,471	28,471	0	0	0
901001995	Commerce City	CO		05/07/2021		15,856	0	0	0	0	0	0	15,856	15,856	0	0	0
901001996	Palantine	IL		06/25/2021		32,916	0	0	0	0	0	0	32,916	32,916	0	0	0
901001997	Suffolk	VA		04/22/2021		27,155	0	0	0	0	0	0	27,155	27,155	0	0	0
901002003	Lincolnton	NC		06/03/2021		26,711	0	0	0	0	0	0	26,711	26,711	0	0	0
901002004	Reno	NV		08/06/2021		77,545	0	0	0	0	0	0	77,545	77,545	0	0	0
901002006	Northglenn	CO		06/15/2021		74,665	0	0	0	0	0	0	74,665	74,665	0	0	0
901002008	Fresno	CA		05/13/2021		39,384	0	0	0	0	0	0	39,384	39,384	0	0	0
901002015	Springfield	MO		08/09/2021		39,794	0	0	0	0	0	0	39,794	39,794	0	0	0
901002018	Spring Park	MN		05/26/2021		22,925	0	0	0	0	0	0	22,925	22,925	0	0	0
901002019	Shawnee	KS		07/07/2021		32,184	0	0	0	0	0	0	32,184	32,184	0	0	0
901002022	Middle River	MD		06/10/2021		139,017	0	0	0	0	0	0	139,017	139,017	0	0	0
901002023	Warminster	PA		06/11/2021		54,210	0	0	0	0	0	0	54,210	54,210	0	0	0
901002026	Bowie	MD		06/16/2021		78,240	0	0	0	0	0	0	78,240	78,240	0	0	0
901002027	Cuyahoga Falls	OH		07/14/2021		12,957	0	0	0	0	0	0	12,957	12,957	0	0	0
901002028	Lakewood	CO		05/26/2021		38,630	0	0	0	0	0	0	38,630	38,630	0	0	0
901002030	Mundelein	IL		06/22/2021		26,803	0	0	0	0	0	0	26,803	26,803	0	0	0
901002031	College Point	NY		07/14/2021		37,234	0	0	0	0	0	0	37,234	37,234	0	0	0
901002034	High Point	NC		06/21/2021		25,336	0	0	0	0	0	0	25,336	25,336	0	0	0
901002035	Brevard	NC		06/24/2021		46,066	0	0	0	0	0	0	46,066	46,066	0	0	0
901002036	Raleigh	NC		06/17/2021		77,249	0	0	0	0	0	0	77,249	77,249	0	0	0
901002037	Holly Springs	NC		06/17/2021		56,995	0	0	0	0	0	0	56,995	56,995	0	0	0
901002038	Raleigh	NC		06/17/2021		21,196	0	0	0	0	0	0	21,196	21,196	0	0	0
901002039	Sanford	NC		06/17/2021		25,907	0	0	0	0	0	0	25,907	25,907	0	0	0
901002041	New Castle	DE		12/02/2021		12,702	0	0	0	0	0	0	12,702	12,702	0	0	0
901002044	Amartillo	TX		10/28/2021		84,342	0	0	0	0	0	0	84,342	84,342	0	0	0
901002045	Frisco	TX		09/03/2021		58,596	0	0	0	0	0	0	58,596	58,596	0	0	0
901002048	Vancouver	WA		06/28/2021		121,444	0	0	0	0	0	0	121,444	121,444	0	0	0
901002053	League City	TX		06/30/2021		31,923	0	0	0	0	0	0	31,923	31,923	0	0	0
901002055	Phoenix	AZ		08/17/2021		15,426	0	0	0	0	0	0	15,426	15,426	0	0	0
901002057	Davenport	IA		08/26/2021		16,526	0	0	0	0	0	0	16,526	16,526	0	0	0
901002058	Davenport	IA		08/26/2021		13,334	0	0	0	0	0	0	13,334	13,334	0	0	0
901002060	Spanish Fork	UT		08/06/2021		70,819	0	0	0	0	0	0	70,819	70,819	0	0	0
901002061	Las Vegas	NV		08/25/2021		43,130	0	0	0	0	0	0	43,130	43,130	0	0	0
901002064	White Settlement	TX		08/31/2021		46,085	0	0	0	0	0	0	46,085	46,085	0	0	0
901002066	Henderson	NV		07/29/2021		131,135	0	0	0	0	0	0	131,135	131,135	0	0	0
901002067	Sparks	NV		08/19/2021		39,337	0	0	0	0	0	0	39,337	39,337	0	0	0
901002069	Chicago	IL		08/27/2021		11,261	0	0	0	0	0	0	11,261	11,261	0	0	0
901002070	Chicago	IL		08/27/2021		12,512	0	0	0	0	0	0	12,512	12,512	0	0	0
901002092	Burbank	CA		04/20/2022		198,062	0	0	0	0	0	0	198,062	198,062	0	0	0
901002098	Puyallup	WA		11/22/2021		97,910	0	0	0	0	0	0	97,910	97,910	0	0	0
901002102	Baltimore	MD		11/24/2021		29,312	0	0	0	0	0	0	29,312	29,312	0	0	0
901002104	Waunakee	WI		12/09/2021		29,883	0	0	0	0	0	0	29,883	29,883	0	0	0

STATEMENT AS OF JUNE 30, 2023 OF GENWORTH LIFE INSURANCE COMPANY

SCHEDULE B - PART 3

Showing All Mortgage Loans DISPOSED, Transferred or Repaid During the Current Quarter

1 Loan Number	2 Location		4 Loan Type	5 Date Acquired	6 Disposal Date	7 Book Value/ Recorded Investment Excluding Accrued Interest Prior Year	8 Change in Book Value/Recorded Investment					14 Book Value/ Recorded Investment Excluding Accrued Interest on Disposal	15 Consid- eration	16 Foreign Exchange Gain (Loss) on Disposal	17 Realized Gain (Loss) on Disposal	18 Total Gain (Loss) on Disposal	
	2 City	3 State					8 Unrealized Valuation Increase (Decrease)	9 Current Year's (Amortization) /Accretion	10 Current Year's Other- Than- Temporary Impairment Recognized	11 Capitalized Deferred Interest and Other	12 Total Change in Book Value (8+9-10+11)						13 Total Foreign Exchange Change in Book Value
901002105	Brookfield	WI		12/09/2021		49,587	0	0	0	0	0	0	49,587	49,587	0	0	0
901002106	Sprindfield	PA		12/22/2021		76,065	0	0	0	0	0	0	76,065	76,065	0	0	0
901002107	Golden	CO		01/21/2022		104,778	0	0	0	0	0	0	104,778	104,778	0	0	0
901002110	Jacksonville	FL		02/25/2022		77,797	0	0	0	0	0	0	77,797	77,797	0	0	0
901002112	Jacksonville	FL		02/25/2022		121,762	0	0	0	0	0	0	121,762	121,762	0	0	0
901002113	Jacksonville	FL		02/25/2022		90,227	0	0	0	0	0	0	90,227	90,227	0	0	0
901002114	Sachse	TX		01/27/2022		18,881	0	0	0	0	0	0	18,881	18,881	0	0	0
901002115	Richboro	PA		04/29/2022		93,406	0	0	0	0	0	0	93,406	93,406	0	0	0
901002118	Commack	NY		05/27/2022		13,551	0	0	0	0	0	0	13,551	13,551	0	0	0
901002119	Commack	NY		05/27/2022		36,018	0	0	0	0	0	0	36,018	36,018	0	0	0
901002120	Orland Hills	IL		01/20/2022		67,786	0	0	0	0	0	0	67,786	67,786	0	0	0
901002121	New Brunswick	NJ		02/02/2022		118,712	0	0	0	0	0	0	118,712	118,712	0	0	0
901002126	Boulder	CO		02/28/2022		7,133	0	0	0	0	0	0	7,133	7,133	0	0	0
901002127	Boulder	CO		02/28/2022		6,860	0	0	0	0	0	0	6,860	6,860	0	0	0
901002128	Porterville	CA		05/02/2022		49,332	0	0	0	0	0	0	49,332	49,332	0	0	0
901002136	Jacksonville	FL		02/25/2022		63,938	0	0	0	0	0	0	63,938	63,938	0	0	0
901002138	Compton	CA		04/29/2022		45,283	0	0	0	0	0	0	45,283	45,283	0	0	0
901002139	Mt Vernon	WA		03/22/2022		73,552	0	0	0	0	0	0	73,552	73,552	0	0	0
901002146	Plano	TX		05/05/2022		75,922	0	0	0	0	0	0	75,922	75,922	0	0	0
901002150	Austin	TX		09/01/2022		88,960	0	0	0	0	0	0	88,960	88,960	0	0	0
901002153	Geneva	IL		05/02/2022		74,119	0	0	0	0	0	0	74,119	74,119	0	0	0
901002154	Miamisburg	OH		04/07/2022		14,052	0	0	0	0	0	0	14,052	14,052	0	0	0
901002155	Independence	KY		04/07/2022		13,413	0	0	0	0	0	0	13,413	13,413	0	0	0
901002158	Syosset	NY		05/23/2022		33,532	0	0	0	0	0	0	33,532	33,532	0	0	0
901002159	Jacksonville	FL		06/24/2022		31,552	0	0	0	0	0	0	31,552	31,552	0	0	0
901002162	Hanover	MD		05/06/2022		129,456	0	0	0	0	0	0	129,456	129,456	0	0	0
901002166	Henderson	NV		07/29/2022		124,278	0	0	0	0	0	0	124,278	124,278	0	0	0
901002167	Lewisville	TX		06/10/2022		32,038	0	0	0	0	0	0	32,038	32,038	0	0	0
901002168	Vancouver	WA		05/25/2022		15,546	0	0	0	0	0	0	15,546	15,546	0	0	0
901002170	Chicago	IL		05/31/2022		16,426	0	0	0	0	0	0	16,426	16,426	0	0	0
901002171	Phoenix	AZ		05/12/2022		30,531	0	0	0	0	0	0	30,531	30,531	0	0	0
901002172	St. Petersburg	FL		05/09/2022		11,457	0	0	0	0	0	0	11,457	11,457	0	0	0
901002173	Annapolis	MD		07/01/2022		186,637	0	0	0	0	0	0	186,637	186,637	0	0	0
901002174	Chicago	IL		05/18/2022		15,530	0	0	0	0	0	0	15,530	15,530	0	0	0
901002175	Fountain	CO		05/12/2022		17,013	0	0	0	0	0	0	17,013	17,013	0	0	0
901002176	Albuquerque	NM		05/23/2022		15,283	0	0	0	0	0	0	15,283	15,283	0	0	0
901002177	Albuquerque	NM		05/23/2022		8,915	0	0	0	0	0	0	8,915	8,915	0	0	0
901002179	Clarksville	TN		06/17/2022		34,650	0	0	0	0	0	0	34,650	34,650	0	0	0
901002182	Hutto	TX		05/27/2022		22,713	0	0	0	0	0	0	22,713	22,713	0	0	0
901002183	South Ogden	UT		06/10/2022		27,482	0	0	0	0	0	0	27,482	27,482	0	0	0
901002184	New Hope	PA		06/29/2022		53,155	0	0	0	0	0	0	53,155	53,155	0	0	0
901002187	Glendale	AZ		06/15/2022		72,057	0	0	0	0	0	0	72,057	72,057	0	0	0
901002188	Glendale	AZ		06/06/2022		28,751	0	0	0	0	0	0	28,751	28,751	0	0	0
901002189	Salem	OR		06/06/2022		34,339	0	0	0	0	0	0	34,339	34,339	0	0	0
901002195	Fort Wright	KY		06/17/2022		21,428	0	0	0	0	0	0	21,428	21,428	0	0	0
901002196	Arlington	TX		06/29/2022		13,797	0	0	0	0	0	0	13,797	13,797	0	0	0
901002207	Houston	TX		06/29/2022		35,790	0	0	0	0	0	0	35,790	35,790	0	0	0
901002209	Jacksonville	FL		08/30/2022		16,261	0	0	0	0	0	0	16,261	16,261	0	0	0
901002210	Jacksonville	FL		08/30/2022		36,957	0	0	0	0	0	0	36,957	36,957	0	0	0
901002211	Jacksonville	FL		08/30/2022		19,957	0	0	0	0	0	0	19,957	19,957	0	0	0
901002212	Fulton	MD		08/18/2022		106,767	0	0	0	0	0	0	106,767	106,767	0	0	0

E02.14

STATEMENT AS OF JUNE 30, 2023 OF GENWORTH LIFE INSURANCE COMPANY

SCHEDULE B - PART 3

Showing All Mortgage Loans DISPOSED, Transferred or Repaid During the Current Quarter

1 Loan Number	2 Location		4 Loan Type	5 Date Acquired	6 Disposal Date	7 Book Value/ Recorded Investment Excluding Accrued Interest Prior Year	8 Change in Book Value/Recorded Investment					14 Book Value/ Recorded Investment Excluding Accrued Interest on Disposal	15 Consid- eration	16 Foreign Exchange Gain (Loss) on Disposal	17 Realized Gain (Loss) on Disposal	18 Total Gain (Loss) on Disposal	
	2 City	3 State					8 Unrealized Valuation Increase (Decrease)	9 Current Year's (Amortization) /Accretion	10 Current Year's Other- Than- Temporary Impairment Recognized	11 Capitalized Deferred Interest and Other	12 Total Change in Book Value (8+9-10+11)						13 Total Foreign Exchange Change in Book Value
901002213	Fulton	MD		08/18/2022		106,767	0	0	0	0	0	0	106,767	106,767	0	0	0
901002215	Royersford	PA		09/30/2022		11,362	0	0	0	0	0	0	11,362	11,362	0	0	0
901002216	Royersford	PA		09/30/2022		10,566	0	0	0	0	0	0	10,566	10,566	0	0	0
901002219	Yorkville	IL		08/30/2022		14,556	0	0	0	0	0	0	14,556	14,556	0	0	0
901002221	Pleasant Grove	UT		08/31/2022		150,250	0	0	0	0	0	0	150,250	150,250	0	0	0
901002223	Farmingdale	NY		10/07/2022		101,887	0	0	0	0	0	0	101,887	101,887	0	0	0
901002224	Farmingdale	NY		10/07/2022		29,677	0	0	0	0	0	0	29,677	29,677	0	0	0
901002228	Largo	MD		02/28/2023		0	0	0	0	0	0	0	28,465	28,465	0	0	0
901002229	Largo	MD		02/28/2023		0	0	0	0	0	0	0	5,164	5,164	0	0	0
901002230	Willow Grove	PA		11/29/2022		59,215	0	0	0	0	0	0	59,215	59,215	0	0	0
901002231	Willow Grove	PA		11/29/2022		16,780	0	0	0	0	0	0	16,780	16,780	0	0	0
901002232	Manassas	VA		10/20/2022		86,550	0	0	0	0	0	0	86,550	86,550	0	0	0
901002233	Manassas	VA		10/20/2022		22,318	0	0	0	0	0	0	22,318	22,318	0	0	0
901002236	La Quinta	CA		12/08/2022		50,839	0	0	0	0	0	0	50,839	50,839	0	0	0
901002237	Westminster	CO		11/10/2022		47,537	0	0	0	0	0	0	47,537	47,537	0	0	0
901002238	Fountain Valley	CA		11/14/2022		10,761	0	0	0	0	0	0	10,761	10,761	0	0	0
901002239	Fountain Valley	CA		11/14/2022		14,597	0	0	0	0	0	0	14,597	14,597	0	0	0
901002241	Tigard	OR		12/28/2022		16,523	0	0	0	0	0	0	16,523	16,523	0	0	0
901002242	Clermont	FL		12/06/2022		9,640	0	0	0	0	0	0	9,640	9,640	0	0	0
901002244	District Heights	MD		12/22/2022		14,545	0	0	0	0	0	0	14,545	14,545	0	0	0
901002245	Homer Glen	IL		01/06/2023		0	0	0	0	0	0	0	34,030	34,030	0	0	0
901002247	Hampton	VA		12/22/2022		22,322	0	0	0	0	0	0	22,322	22,322	0	0	0
901002248	Clovis	CA		12/29/2022		71,647	0	0	0	0	0	0	71,647	71,647	0	0	0
901002252	San Francisco	CA		03/09/2023		0	0	0	0	0	0	0	38,758	38,758	0	0	0
901002253	Sparks	MD		03/28/2023		0	0	0	0	0	0	0	41,267	41,267	0	0	0
901002262	Fulton	MD		05/31/2023		0	0	0	0	0	0	0	10,324	10,324	0	0	0
901002551	Manchester	CT		04/10/2023		0	0	0	0	0	0	0	24,587	24,587	0	0	0
0299999	Mortgages with partial repayments						40,735,974	0	0	0	0	0	40,918,569	40,918,569	0	0	0
901000510	PORTLAND	OR		02/14/2013	04/18/2023	5,851,476	0	0	0	0	0	0	5,851,476	5,851,476	0	0	0
0499999	Mortgages transferred						5,851,476	0	0	0	0	0	5,851,476	5,851,476	0	0	0
0599999	- Totals						77,486,188	0	0	0	0	0	77,668,783	77,668,783	0	0	0

E02.15

STATEMENT AS OF JUNE 30, 2023 OF GENWORTH LIFE INSURANCE COMPANY

SCHEDULE BA - PART 2

Showing Other Long-Term Invested Assets ACQUIRED AND ADDITIONS MADE During the Current Quarter

1 CUSIP Identification	2 Name or Description	3 Location		5 Name of Vendor or General Partner	6 NAIC Designation, NAIC Designation Modifier and SVO Admini- strative Symbol	7 Date Originally Acquired	8 Type and Strategy	9 Actual Cost at Time of Acquisition	10 Additional Investment Made After Acquisition	11 Amount of Encumbrances	12 Commitment for Additional Investment	13 Percentage of Ownership
		City	State									
	Advent International GPE IX Limited Partnership	Cayman Islands		Advent International GPE IX Limited Partnership		05/17/2019	3		999,991		2,597,442	0.568
	Advent International GPE X LP	Cayman Islands		Advent International GPE X LP		09/26/2022	3	0	3,750,000		19,187,500	0.298
	AEA Investors Fund VII LP	Cayman Islands		AEA Investors Fund VII LP		07/01/2019	3	0	5,314,109		1,527,448	0.914
	Aquiline Financial Services Fund IV L.P.	Cayman Islands		Aquiline Financial Services Fund IV L.P.		08/02/2019	3	0	452,616		1,201,284	1.174
	Aquiline Financial Services Fund V L.P.	Cayman Islands		Aquiline Financial Services Fund V L.P.		12/21/2022	3	0	4,562,986		20,009,157	0.833
	Atlantic Street Capital IV, L.P.	Wilmington	DE	Atlantic Street Capital IV, L.P.		02/19/2019	3	0	874,820		9,176,863	6.228
	Blackstone Capital Opportunities Fund IV LP	Wilmington	DE	Blackstone Capital Opportunities Fund IV LP		07/31/2020	2	0	44,850		14,000,059	0.421
	Blackstone Growth L.P.	Wilmington	DE	Blackstone Growth L.P.		07/17/2020	3	0	62,114		3,754,147	0.333
	Blackstone Life Sciences V L.P.	Wilmington	DE	Blackstone Life Sciences V L.P.		01/01/2020	3	0	393,967		6,642,167	0.217
	Blackstone Tactical Opportunities Fund (Songs Co-Invest) L.P.	Wilmington	DE	Blackstone Tactical Opportunities Fund (Songs Co-Invest) L.P.		02/18/2022	3	0	190,619		3,519,311	10.141
	Brookfield Infrastructure Fund IV-B	Wilmington	DE	Brookfield Infrastructure Fund IV-B		02/06/2020	3	0	82,822		1,969,731	0.094
	Brookfield Infrastructure Fund V-B, L.P.	Wilmington	DE	Brookfield Infrastructure Fund V-B, L.P.		09/02/2022	3	0	2,553,614		17,090,147	0.024
	Brynwood Partners VIII L.P.	Wilmington	DE	Brynwood Partners VIII L.P.		04/20/2018	3	0	53,913		3,598	3.156
	Clarion Investors III, LP	Cayman Islands		Clarion Investors III, LP		03/01/2019	3	0	162,285		7,540,764	3.540
	Further Global Capital Partners, L.P.	Cayman Islands		Further Global Capital Partners, L.P.		09/30/2019	3	0	714,530		3,612,434	4.909
	GCP Capital Partners IV, L.P.	Wilmington	DE	GCP Capital Partners IV, L.P.		01/08/2018	3	0	424,463		352,599	2.248
	Genstar Capital Partners X, L.P.	Wilmington	DE	Genstar Capital Partners X, L.P.		05/01/2021	3	0	1,585,404		12,524,883	0.462
	Genstar X Opportunities Fund I, L.P.	Wilmington	DE	Genstar X Opportunities Fund I, L.P.		08/27/2021	3	0	260,261		2,006,643	0.489
	Great Hill Equity Partners VIII, L.P.	Wilmington	DE	Great Hill Equity Partners VIII, L.P.		12/07/2022	3	0	4,648,575		23,751,313	0.750
	Great Point Partners IV, L.P.	Wilmington	DE	Great Point Partners IV, L.P.		11/14/2022	3	0	722,675		16,174,600	3.233
	Green Equity Investors Fund VIII, L.P.	Dover	DE	Green Equity Investors Fund VIII, L.P.		01/02/2020	3	0	467,115		2,264,991	0.357
	GSO Capital Opportunities Fund III, L.P.	Wilmington	DE	GSO Capital Opportunities Fund III, L.P.		09/22/2016	2	0	60,514		5,861,722	0.277
	Insight Partners XII Buyout Annex Fund, L.P.	Cayman Islands		Insight Partners XII Buyout Annex Fund, L.P.		08/25/2021	3	0	612,000		2,200,000	0.285
	Insight Partners XII, L.P.	Cayman Islands		Insight Partners XII, L.P.		07/15/2021	3	0	783,530		4,267,000	0.099
	Kinderhook Capital Fund 7, L.P.	Wilmington	DE	Kinderhook Capital Fund 7, L.P.		02/28/2022	3	0	350,030		19,170,585	1.488
	Kinderhook Capital Fund VI, L.P.	Wilmington	DE	Kinderhook Capital Fund VI, L.P.		03/01/2019	3	0	257,039		21,499,324	3.210
	L Catterton Growth IV, L.P.	Wilmington	DE	L Catterton Growth IV, L.P.		09/22/2021	3	0	435,789		1,699,604	1.964
	Levine Leichtman Capital Partners VI, L.P.	Wilmington	DE	Levine Leichtman Capital Partners VI, L.P.		06/21/2018	3	0	1,730,713		1,411,932	0.547
	NB Mavis Aggregator LP	Newark	DE	NB Mavis Aggregator LP		05/30/2023	3	10,000,000	0		0	4.000
	NB Secondary Opportunities Fund V LP	Newark	DE	NB Secondary Opportunities Fund V LP		01/01/2021	3	0	1,800,000		14,927,254	0.415
	NB Select Opportunities Fund V LP	Newark	DE	NB Select Opportunities Fund V LP		05/03/2022	3	0	7,500,000		9,000,000	3.323
	NB Select Opportunities IV LP	Newark	DE	NB Select Opportunities IV LP		03/05/2021	3	0	4,800,000		5,400,000	7.071
	New Enterprise Associates 18, L.P.	Wilmington	DE	New Enterprise Associates 18, L.P.		02/14/2022	1	0	100,000		7,450,000	0.328
	Newstone Capital Partners III, L.P.	Wilmington	DE	Newstone Capital Partners III, L.P.		12/27/2016	2	0	55,150		789,213	2.522
	NexPhase Capital Fund IV, LP	Wilmington	DE	NexPhase Capital Fund IV, LP		03/31/2021	3	0	191,059		996,196	3.731
	North Castle Partners VII, L.P.	Wilmington	DE	North Castle Partners VII, L.P.		12/27/2018	3	0	755,335		3,032,987	9.408
	Oaktree Opportunities Fund XI, L.P.	Cayman Islands		Oaktree Opportunities Fund XI, L.P.		12/18/2020	2	0	3,000,000		3,000,000	0.136
	PA DIRECT CREDIT OPPORTUNITIES FUND II, L.P.	Wilmington	DE	PA DIRECT CREDIT OPPORTUNITIES FUND II, L.P.		05/15/2017	2	0	30,428		1,692,757	2.344
	PEG Aggregator 2022 L.P.	Wilmington	DE	PEG Aggregator 2022 L.P.		04/18/2022	3	0	3,283,582		18,183,893	14.925
	PEG Aggregator 2023 L.P.	Wilmington	DE	PEG Aggregator 2023 L.P.		06/20/2023	3	6,000,000	0		23,996,011	6.696
	Platinum Equity Capital Partners V, L.P.	Wilmington	DE	Platinum Equity Capital Partners V, L.P.		07/01/2019	3	0	293,880		3,801,403	0.373
	Platinum Equity Capital Partners VI, L.P.	Wilmington	DE	Platinum Equity Capital Partners VI, L.P.		12/12/2022	3	0	369,732		22,870,573	0.252
	Prospect Hill Growth Fund II, L.P.	Wilmington	DE	Prospect Hill Growth Fund II, L.P.		07/11/2019	3	0	106,609		373,784	1.430
	Silver Oak Services Partners III, L.P.	Wilmington	DE	Silver Oak Services Partners III, L.P.		11/21/2016	3	0	95,176		1,096,500	5.584
	SP Mars Investors L.P.	Wilmington	DE	SP Mars Investors L.P.		12/20/2019	3	0	6,250		1,524,585	6.250
	STONEPEAK INFRASTRUCTURE FUND III LP	Wilmington	DE	STONEPEAK INFRASTRUCTURE FUND III LP		06/25/2018	3	0	61,221		3,012,420	0.315
	Strategic Partners GP Solutions L.P.	Wilmington	DE	Strategic Partners GP Solutions L.P.		03/25/2022	3	0	1,250,000		19,553,319	1.547

E03

STATEMENT AS OF JUNE 30, 2023 OF GENWORTH LIFE INSURANCE COMPANY

SCHEDULE BA - PART 2

Showing Other Long-Term Invested Assets ACQUIRED AND ADDITIONS MADE During the Current Quarter

1 CUSIP Identification	2 Name or Description	3 Location		5 Name of Vendor or General Partner	6 NAIC Designation, NAIC Designation Modifier and SVO Administrative Symbol	7 Date Originally Acquired	8 Type and Strategy	9 Actual Cost at Time of Acquisition	10 Additional Investment Made After Acquisition	11 Amount of Encumbrances	12 Commitment for Additional Investment	13 Percentage of Ownership	
		City	State										
	Strategic Partners Infrastructure III L.P.	Wilmington	DE	Strategic Partners Infrastructure III L.P.		04/14/2020		0	723,055		30,810,433	1.651	
	Strategic Partners IX L.P.	Wilmington	DE	Strategic Partners IX L.P.		12/22/2021	3	0	1,250,000		40,155,835	0.274	
	Strategic Partners VIII L.P.	Wilmington	DE	Strategic Partners VIII L.P.		03/14/2019		0	35,000		29,086,226	0.497	
	Summit Partners Growth Equity Fund X-A, L.P.	Cayman Islands		Summit Partners Growth Equity Fund X-A, L.P.		03/01/2019		0	42,620		12,199,910	1.293	
	Summit Partners Growth Equity Fund XI, L.P.	Wilmington	DE	Summit Partners Growth Equity Fund XI, L.P.		09/29/2022	3	0	1,611,104		20,248,222	0.638	
	Tailwind Capital Partners III, L.P.	Wilmington	DE	Tailwind Capital Partners III, L.P.		09/26/2018		0	1,404,098		4,007,461	1.615	
	Ten Coves Capital II, LP	Wilmington	DE	Ten Coves Capital II, LP		05/23/2018		0	5,753		116,336	1.071	
	Thoma Bravo Discover Fund III, L.P.	Wilmington	DE	Thoma Bravo Discover Fund III, L.P.		05/29/2020	3	0	384,926		160,208	0.390	
	Thoma Bravo Fund XV, L.P.	Wilmington	DE	Thoma Bravo Fund XV, L.P.		06/10/2022	3	0	3,081,093		8,024,704	0.314	
	True Wind Capital Continuation, L.P.	Wilmington	DE	True Wind Capital Continuation, L.P.		03/22/2023	3	0	26,198		921,653	1.818	
	Warren Equity Partners Fund IV, L.P.	Wilmington	DE	Warren Equity Partners Fund IV, L.P.		01/24/2023	3	0	2,169,444		15,077,679	2.769	
	Wind Point Partners X, L.P.	Wilmington	DE	Wind Point Partners X, L.P.		05/09/2023	3	0	8,068,843		16,384,920	1.429	
199999. Joint Venture Interests - Common Stock - Unaffiliated									24,068,843	66,983,057	0	542,911,728	XXX
	Blackstone Real Estate Partners IX L.P.	Wilmington	DE	Blackstone Real Estate Partners IX L.P.		03/01/2019		0	610,848		8,747,209	0.231	
	Blackstone Real Estate Partners X L.P.	Wilmington	DE	Blackstone Real Estate Partners X L.P.		03/24/2023		0	1,175,089		33,693,837	0.110	
	Brookfield Strategic Real Estate Partners IV-B L.P.	Wilmington	DE	Brookfield Strategic Real Estate Partners IV-B L.P.		07/12/2021		0	3,321,372		12,522,064	0.163	
	Praedium X Middle-Income Housing Fund, L.P.	Wilmington	DE	Praedium X Middle-Income Housing Fund, L.P.		04/11/2022		0	1,648,145		11,566,992	2.656	
	Strategic Partners Real Estate VII L.P.	Wilmington	DE	Strategic Partners Real Estate VII L.P.		05/20/2019		0	1,081,709		20,022,781	2.369	
219999. Joint Venture Interests - Real Estate - Unaffiliated								0	7,837,163	0	86,552,884	XXX	
	GLIC REAL ESTATE HOLDINGS, LLC	WILMINGTON	DE	GLIC REAL ESTATE HOLDINGS, LLC		10/31/2008		0	5,851,477		0	XXX	
249999. Joint Venture Interests - Mortgage Loans - Affiliated								0	5,851,477	0	0	XXX	
878091-BF-3	TEACHERS INSURANCE AND ANNUITY ASSOCIATION OF AMERICA			J.P. MORGAN SECURITIES INC	1.D FE	05/03/2017		0	1,363,139		0	XXX	
279999. Surplus Debentures, etc - Unaffiliated								0	1,363,139	0	0	XXX	
609999. Total - Unaffiliated								24,068,843	76,183,359	0	629,464,611	XXX	
619999. Total - Affiliated								0	5,851,477	0	0	XXX	
629999 - Totals								24,068,843	82,034,836	0	629,464,611	XXX	

SCHEDULE BA - PART 3

Showing Other Long-Term Invested Assets DISPOSED, Transferred or Repaid During the Current Quarter

1 CUSIP Identification	2 Name or Description	3 Location		5 Name of Purchaser or Nature of Disposal	6 Date Originally Acquired	7 Disposal Date	8 Book/ Adjusted Carrying Value Less Encumbrances, Prior Year	9 Change in Book/Adjusted Carrying Value						15 Book/ Adjusted Carrying Value Less Encumbrances on Disposal	16 Consid-eration	17 Foreign Exchange Gain (Loss) on Disposal	18 Realized Gain (Loss) on Disposal	19 Total Gain (Loss) on Disposal	20 Invest-ment Income
		City	State					9 Unrealized Valuation Increase (De-crease)	10 Current Year's (Depre-ciation) or (Amorti-zation)/ Accretion	11 Current Year's Other Than Temporary Impair-ment Recogn-ized	12 Capital-ized Deferred Interest and Other	13 Total Change in Book/ Adjusted Carrying Value (9+10-11+12)	14 Total Foreign Exchange Change in Book/ Adjusted Carrying Value						
	AG Credit Solutions Fund, L.P.	Dover	DE	CAPITAL DISTRIBUTION	02/03/2020	06/14/2023	3,242,085							3,242,085	3,242,085	0	0	1,082,570	
	Black Mountain Sand Holdings LLC	Dover	DE	CAPITAL DISTRIBUTION	07/03/2018	06/28/2023	188,755							188,755	188,755	0	0	0	

STATEMENT AS OF JUNE 30, 2023 OF GENWORTH LIFE INSURANCE COMPANY

SCHEDULE BA - PART 3

Showing Other Long-Term Invested Assets DISPOSED, Transferred or Repaid During the Current Quarter

1	2	Location		5	6	7	8	Change in Book/Adjusted Carrying Value						15	16	17	18	19	20
		3	4					9	10	11	12	13	14						
CUSIP Identification	Name or Description	City	State	Name of Purchaser or Nature of Disposal	Date Originally Acquired	Disposal Date	Book/Adjusted Carrying Value Less Encumbrances, Prior Year	Unrealized Valuation Increase (Decrease)	Current Year's (Depreciation) or (Amortization)/Accretion	Current Year's Other Than Temporary Impairment Recognized	Capitalized Deferred Interest and Other	Total Change in Book/Adjusted Carrying Value (9+10-11+12)	Total Foreign Exchange Change in Book/Adjusted Carrying Value	Book/Adjusted Carrying Value Less Encumbrances on Disposal	Consideration	Foreign Exchange Gain (Loss) on Disposal	Realized Gain (Loss) on Disposal	Total Gain (Loss) on Disposal	Investment Income
	Blackstone Capital Opportunities Fund IV LP	Wilmington	DE	CAPITAL DISTRIBUTION	07/31/2020	06/29/2023	1,014,309					0		1,014,309	1,014,309		0	0	227,216
	Blackstone Energy Partners III L.P.	Wilmington	DE	CAPITAL DISTRIBUTION	11/27/2019	04/21/2023	89,271					0		89,271	89,271		0	0	145,093
	Blackstone Growth L.P.	Wilmington	DE	CAPITAL DISTRIBUTION	07/17/2020	04/28/2023	13,843					0		13,843	13,843		0	0	(54,234)
	Blackstone Life Sciences V L.P.	Wilmington	DE	CAPITAL DISTRIBUTION	01/01/2020	05/19/2023	14,130					0		14,130	14,130		0	0	(89,976)
	Blackstone Life Sciences Yield L.P.	Wilmington	DE	CAPITAL DISTRIBUTION	03/25/2022	06/30/2023	2,474					0		2,474	2,474		0	0	45,141
	Blackstone Tactical Opportunities Fund III L.P.	Wilmington	DE	CAPITAL DISTRIBUTION	03/01/2019	06/28/2023	771,786					0		771,786	771,786		0	0	220,182
	Blackstone Tactical Opportunities Fund IV L.P.	Wilmington	DE	CAPITAL DISTRIBUTION	08/02/2021	06/28/2023	0					0		31,524	31,524		0	0	(73)
	Brookfield Infrastructure Fund IV-B	Wilmington	DE	CAPITAL DISTRIBUTION	02/06/2020	06/29/2023	241,393					0		241,393	241,393		0	0	1,171,963
	Brookfield Infrastructure Fund V-B, L.P.	Wilmington	DE	CAPITAL DISTRIBUTION	09/02/2022	05/24/2023	0					0		19,404	19,404		0	0	(368,564)
	Dominus Capital Partners II, L.P.	Wilmington	DE	CAPITAL DISTRIBUTION	09/30/2019	04/18/2023	11,952					0		11,952	11,952		0	0	(53,702)
	Dominus Capital Partners III, L.P.	Wilmington	DE	CAPITAL DISTRIBUTION	09/30/2019	04/19/2023	5,018					0		5,018	5,018		0	0	(5,824)
	Genstar Capital Partners IX, L.P.	Wilmington	DE	CAPITAL DISTRIBUTION	03/01/2019	05/16/2023	890,306					0		890,306	890,306		0	0	232,291
	Genstar Capital Partners X, L.P.	Wilmington	DE	CAPITAL DISTRIBUTION	05/01/2021	06/12/2023	66,451					0		66,451	66,451		0	0	(811,500)
	Genstar IX Opportunities Fund I, L.P.	Wilmington	DE	CAPITAL DISTRIBUTION	07/08/2019	05/16/2023	306,994					0		306,994	306,994		0	0	47,705
	Genstar X Opportunities Fund I, L.P.	Wilmington	DE	CAPITAL DISTRIBUTION	08/27/2021	06/12/2023	10,898					0		10,898	10,898		0	0	0
	GOODE PARTNERS CONSUMER FUND III	Wilmington	DE	CAPITAL DISTRIBUTION	12/29/2015	04/03/2023	75,045					0		75,045	75,045		0	0	200,486
	Great Hill Equity Partners VI, L.P.	Wilmington	DE	CAPITAL DISTRIBUTION	10/30/2017	06/05/2023	130,715					0		130,715	130,715		0	0	4,226,467
	GSO Capital Opportunities Fund III, L.P.	Wilmington	DE	CAPITAL DISTRIBUTION	09/22/2016	06/30/2023	2,725,125					0		2,725,125	2,725,125		0	0	543,019
	Insight Partners XI, L.P.	Cayman Islands		CAPITAL DISTRIBUTION	02/26/2020	06/14/2023	4,245					0		4,245	4,245		0	0	15,229
	Insight Partners XII Buyout Annex Fund, L.P.	Cayman Islands		CAPITAL DISTRIBUTION	08/25/2021	06/05/2023	14,389					0		14,389	14,389		0	0	(108,000)
	Insight Partners XII, L.P.	Cayman Islands		CAPITAL DISTRIBUTION	07/15/2021	06/09/2023	8					0		8	8		0	0	(729,470)
	Kinderhook Capital Fund V, L.P.	Wilmington	DE	CAPITAL DISTRIBUTION	01/01/2018	05/08/2023	1,374,733					0		1,374,733	1,374,733		0	0	2,034,404
	Kinderhook Capital Fund VI, L.P.	Wilmington	DE	CAPITAL DISTRIBUTION	03/01/2019	05/22/2023	4,803,467					0		4,803,467	4,803,467		0	0	6,573,844
	M/C Partners VIII, L.P.	Wilmington	DE	CAPITAL DISTRIBUTION	03/01/2019	06/26/2023	299,270					0		299,270	299,270		0	0	90,978
	MidOcean Partners VI, L.P.	Wilmington	DE	CAPITAL DISTRIBUTION	08/24/2022	05/04/2023	27,288					0		27,288	27,288		0	0	(47,864)
	NB Credit Opportunities Fund II, L.P.	Newark	DE	CAPITAL DISTRIBUTION	01/11/2023	05/17/2023	0					0		1,522,133	1,522,133		0	0	(430,551)
	NB Secondary Opportunities Fund V LP	Newark	DE	CAPITAL DISTRIBUTION	01/01/2021	06/26/2023	137,790					0		137,790	137,790		0	0	(250,000)
	New Enterprise Associates 15, L.P.	Wilmington	DE	CAPITAL DISTRIBUTION	03/31/2015	06/01/2023	36,763					0		36,763	36,763		0	0	310,636
	New Enterprise Associates 16, L.P.	Wilmington	DE	CAPITAL DISTRIBUTION	05/17/2017	06/13/2023	117,762					0		117,762	117,762		0	0	437,961
	Newstone Capital Partners III, L.P.	Wilmington	DE	CAPITAL DISTRIBUTION	12/27/2016	04/06/2023	644,560					0		644,560	644,560		0	0	322,413
	NexPhase Capital Fund IV, LP	Wilmington	DE	CAPITAL DISTRIBUTION	03/31/2021	06/21/2023	118,994					0		118,994	118,994		0	0	(251,244)
	NGP XI Luxe Coinvest, L.L.C.	Dover	DE	CAPITAL DISTRIBUTION	08/13/2018	05/23/2023	504,764					0		504,764	504,764		0	0	599,010
	PA DIRECT CREDIT OPPORTUNITIES FUND II, L.P.	Wilmington	DE	CAPITAL DISTRIBUTION	05/15/2017	06/30/2023	287,380					0		287,380	287,380		0	0	216,719
	PHGP-LS HOLDINGS, L.P.	Boston	MA	IMPAIRMENT	01/20/2021	06/30/2023	2,997,079	5,058,421	8,055,500		(2,997,079)	0		0	0		0	0	0
	Platinum Equity Capital Partners V, L.P.	Wilmington	DE	CAPITAL DISTRIBUTION	07/01/2019	06/06/2023	22,320					0		22,320	22,320		0	0	35,437
	Platinum Equity Capital Partners VI, L.P.	Wilmington	DE	CAPITAL DISTRIBUTION	12/12/2022	06/23/2023	184,666					0		184,666	184,666		0	0	(252,474)
	Prospect Hill Growth Fund II, L.P.	Wilmington	DE	CAPITAL DISTRIBUTION	07/11/2019	06/28/2023	10,039					0		10,039	10,039		0	0	(55,224)
	Rothwell Ventures I, L.P.	Wilmington	DE	CAPITAL DISTRIBUTION	09/13/2021	06/08/2023	150,649					0		150,649	150,649		0	0	220,456
	SAIF Partners IV, L.P.	Cayman Islands		CAPITAL DISTRIBUTION	06/30/2016	06/27/2023	33,669					0		33,669	33,669		0	0	64,354
	Silver Oak Services Partners III, L.P.	Wilmington	DE	CAPITAL DISTRIBUTION	11/21/2016	06/27/2023	276,061					0		276,061	276,061		0	0	(62,924)
	SP Mars Investors L.P.	Wilmington	DE	CAPITAL DISTRIBUTION	12/20/2019	06/22/2023	20,250					0		20,250	20,250		0	0	211,781
	STONEPEAK INFRASTRUCTURE FUND III LP	Wilmington	DE	CAPITAL DISTRIBUTION	06/25/2018	06/02/2023	133,898					0		133,898	133,898		0	0	641,276
	Strategic Partners VIII L.P.	Wilmington	DE	CAPITAL DISTRIBUTION	03/14/2019	06/27/2023	193,200					0		193,200	193,200		0	0	(33,175)
	True Wind Capital Continuation, L.P.	Wilmington	DE	CAPITAL DISTRIBUTION	03/22/2023	05/23/2023	0					0		3,071	3,071		0	0	(52,149)

E03.2

STATEMENT AS OF JUNE 30, 2023 OF GENWORTH LIFE INSURANCE COMPANY

SCHEDULE BA - PART 3

Showing Other Long-Term Invested Assets DISPOSED, Transferred or Repaid During the Current Quarter

1 CUSIP Identification	2 Name or Description	Location		5 Name of Purchaser or Nature of Disposal	6 Date Originally Acquired	7 Disposal Date	8 Book/ Adjusted Carrying Value Less Encum- brances, Prior Year	Change in Book/Adjusted Carrying Value						15 Book/ Adjusted Carrying Value Less Encum- brances on Disposal	16 Consid- eration	17 Foreign Exchange Gain (Loss) on Disposal	18 Realized Gain (Loss) on Disposal	19 Total Gain (Loss) on Disposal	20 Invest- ment Income
		3 City	4 State					9 Unrealized Valuation Increase (De- crease)	10 Current Year's (Depre- ciation) or (Amorti- zation)/ Accretion	11 Current Year's Other Than Temporary Impair- ment Recog- nized	12 Capital- ized Deferred Interest and Other	13 Total Change in Book/ Adjusted Carrying Value (9+10- 11+12)	14 Total Foreign Exchange Change in Book/ Adjusted Carrying Value						
	Warren Equity Partners Fund IV, L.P.	Wilmington	DE	CAPITAL DISTRIBUTION	01/24/2023	05/23/2023	0							690,782	690,782	0	0	0	(625,985)
1999999	Joint Venture Interests - Common Stock - Unaffiliated						22,193,794	5,058,421	0	8,055,500	0	(2,997,079)	0	21,463,629	21,463,629	0	0	0	15,633,698
	Blackstone Real Estate Partners IX L.P.	Wilmington	DE	CAPITAL DISTRIBUTION	03/01/2019	06/29/2023	156,145							156,145	156,145	0	0	0	(116,290)
	Brookfield Strategic Real Estate Partners IV-B L.P.	Wilmington	DE	CAPITAL DISTRIBUTION	07/12/2021	05/15/2023	12,047							12,047	12,047	0	0	0	(405,755)
	CPI Capital Partners Asia Pacific, L.P.	Cayman Islands		CAPITAL DISTRIBUTION	06/01/2019	06/08/2023								381,297	381,297	0	381,297	381,297	0
	Prædium X Middle-Income Housing Fund, L.P.	Wilmington	DE	CAPITAL DISTRIBUTION	04/11/2022	04/21/2023	85,154							85,154	85,154	0	0	0	63,179
2199999	Joint Venture Interests - Real Estate - Unaffiliated						253,346	0	0	0	0	0	0	253,346	634,643	0	381,297	381,297	(458,866)
	Maxim Income Opportunity Fund I, L.P.	Wilmington	DE	CAPITAL DISTRIBUTION	09/08/2017	06/30/2023	150,950							150,950	150,950	0	0	0	365,809
2399999	Joint Venture Interests - Mortgage Loans - Unaffiliated						150,950	0	0	0	0	0	0	150,950	150,950	0	0	0	365,809
6099999	Total - Unaffiliated						22,598,090	5,058,421	0	8,055,500	0	(2,997,079)	0	21,867,925	22,249,222	0	381,297	381,297	15,540,641
6199999	Total - Affiliated						0	0	0	0	0	0	0	0	0	0	0	0	0
6299999	Totals						22,598,090	5,058,421	0	8,055,500	0	(2,997,079)	0	21,867,925	22,249,222	0	381,297	381,297	15,540,641

STATEMENT AS OF JUNE 30, 2023 OF GENWORTH LIFE INSURANCE COMPANY

SCHEDULE D - PART 3

Show All Long-Term Bonds and Stock Acquired During the Current Quarter

1	2	3	4	5	6	7	8	9	10
CUSIP Identification	Description	Foreign	Date Acquired	Name of Vendor	Number of Shares of Stock	Actual Cost	Par Value	Paid for Accrued Interest and Dividends	NAIC Designation, NAIC Designation Modifier and SVO Administrative Symbol
383766-BW-9	GOVERNMENT NATIONAL MORTGAGE A GNMA_09-99 5.151% 10/16/49		06/01/2023	Interest Capitalization		118,330	118,330	0	1.A
383766-SN-1	GOVERNMENT NATIONAL MORTGAGE GNMA_10-96 4.347% 07/16/50		06/01/2023	Interest Capitalization		129,236	129,236	0	1.A
383766-WH-6	GOVERNMENT NATIONAL MORTGAGE A 3.485% 10/16/50		06/01/2023	Interest Capitalization		89,817	89,817	0	1.A
38377J-4X-8	GOVERNMENT NATIONAL MORTGAGE A 5.418% 02/16/40		06/01/2023	Interest Capitalization		20,018	20,018	0	1.A
38378B-R8-4	GOVERNMENT NATIONAL MORTGAGE A GNMA_12-142 2.639% 04/16/54		06/01/2023	Interest Capitalization		1,309	1,309	0	1.A
38378B-TJ-8	GOVERNMENT NATIONAL MORTGAGE A GNMA_12-53 3.299% 04/16/52		06/01/2023	Interest Capitalization		7,647	7,647	0	1.A
38378N-AG-8	GNMA_13-153 GOVERNMENT NATIONAL MORTGAGE A 2.938% 10/16/54		06/01/2023	Interest Capitalization		113,658	113,658	0	1.A
38378N-BU-6	GNMA_13-155 GOVERNMENT NATIONAL MORTGAGE A 3.079% 08/16/54		06/01/2023	Interest Capitalization		31,083	31,083	0	1.A
38378X-AG-6	GNMA_14-92 GOVERNMENT NATIONAL MORTGAGE A 3.577% 05/16/54		06/01/2023	Interest Capitalization		39,378	39,378	0	1.A
38379K-LP-1	GNMA_15_75 GOVERNMENT NATIONAL MORTGAGE A 3.467% 05/16/55		06/01/2023	Interest Capitalization		35,552	35,552	0	1.A
38379K-S7-4	GOVERNMENT NATIONAL MORTGAGE A GNMA_15-125 3.337% 07/16/55		06/01/2023	Interest Capitalization		104,218	104,218	0	1.A
38379K-S8-2	GOVERNMENT NATIONAL MORTGAGE A GNMA_15-125 3.337% 07/16/55		06/01/2023	Interest Capitalization		187,057	187,057	0	1.A
38379K-ZB-7	GOVERNMENT NATIONAL MORTGAGE A GNMA_15-107 3.335% 03/16/57		06/01/2023	Interest Capitalization		70,624	70,624	0	1.A
38379R-CB-7	GOVERNMENT NATIONAL MORTGAGE A GNMA_15-189 3.000% 07/16/57		06/01/2023	Interest Capitalization		51,385	51,385	0	1.A
38379R-DE-0	GOVERNMENT NATIONAL MORTGAGE A GOVERNMENT NATIONAL MORTGAGE A 3.388% 03/16/57		06/01/2023	Interest Capitalization		32,592	32,592	0	1.A
38379R-JG-9	GOVERNMENT NATIONAL MORTGAGE A GNMA_16-166 3.100% 04/16/58		06/01/2023	Interest Capitalization		28,832	28,832	0	1.A
38379R-LR-2	GOVERNMENT NATIONAL MORTGAGE A GNMA_17-1 3.000% 12/16/58		06/01/2023	Interest Capitalization		70,666	70,666	0	1.A
38379R-NE-9	GOVERNMENT NATIONAL MORTGAGE A GNMA_17-22 3.038% 08/16/58		06/01/2023	Interest Capitalization		41,035	41,035	0	1.A
38379R-NT-6	GOVERNMENT NATIONAL MORTGAGE A GNMA_17-29 3.231% 09/16/58		06/01/2023	Interest Capitalization		119,688	119,688	0	1.A
38379R-PJ-6	GOVERNMENT NATIONAL MORTGAGE A GNMA_17-41 3.000% 07/16/58		06/01/2023	Interest Capitalization		57,771	57,771	0	1.A
38379R-PS-6	GOVERNMENT NATIONAL MORTGAGE A GNMA_17-44 3.264% 02/17/57		06/01/2023	Interest Capitalization		43,258	43,258	0	1.A
38379R-S8-7	GOVERNMENT NATIONAL MORTGAGE A GNMA_17-102 3.197% 12/16/58		06/01/2023	Interest Capitalization		89,594	89,594	0	1.A
38379R-JD-3	GOVERNMENT NATIONAL MORTGAGE A GNMA_17-51 2.500% 05/16/59		06/01/2023	Interest Capitalization		24,200	24,200	0	1.A
38379R-ZW-6	GOVERNMENT NATIONAL MORTGAGE A GNMA_17-90 2.750% 01/16/59		06/01/2023	Interest Capitalization		44,384	44,384	0	1.A
38379U-6B-7	GOVERNMENT NATIONAL MORTGAGE A GNMA_17-20 3.050% 12/16/58		06/01/2023	Interest Capitalization		127,393	127,393	0	1.A
38379U-A8-9	GOVERNMENT NATIONAL MORTGAGE AS GNMA_16-95 2.751% 04/16/57		06/01/2023	Interest Capitalization		61,112	61,112	0	1.A
38379U-C7-9	GOVERNMENT NATIONAL MORTGAGE AS SERIES 16-95 CLAS ZL 3.122% 06/16/58		06/01/2023	Interest Capitalization		227,482	227,482	0	1.A
38379U-DJ-2	GOVERNMENT NATIONAL MORTGAGE A GOVERNMENT NATIONAL MORTGAGE A 2.918% 12/16/57		06/01/2023	Interest Capitalization		76,173	76,173	0	1.A
38379U-E7-7	GOVERNMENT NATIONAL MORTGAGE A GNMA_16-110 2.933% 05/16/58		06/01/2023	Interest Capitalization		25,479	25,479	0	1.A
38379U-FU-5	GOVERNMENT NATIONAL MORTGAGE A GNMA_16-24 3.350% 09/16/57		06/01/2023	Interest Capitalization		42,846	42,846	0	1.A
38379U-HH-2	GOVERNMENT NATIONAL MORTGAGE A GOVERNMENT NATIONAL MORTGAGE A 2.938% 03/16/58		06/01/2023	Interest Capitalization		63,300	63,300	0	1.A
38379U-HT-6	GOVERNMENT NATIONAL MORTGAGE A GNMA_16-41 3.449% 06/16/57		06/01/2023	Interest Capitalization		95,091	95,091	0	1.A
38379U-RN-8	GNMA_16-70 GNMA_16-70 2.886% 04/16/58		06/01/2023	Interest Capitalization		33,727	33,727	0	1.A
38379U-SM-9	GOVERNMENT NATIONAL MORTGAGE A GOVERNMENT NATIONAL MORTGAGE A 3.381% 04/16/58		06/01/2023	Interest Capitalization		92,303	92,303	0	1.A
38379U-SV-9	GOVERNMENT NATIONAL MORTGAGE A GNMA_16-64A 3.415% 12/16/57		06/01/2023	Interest Capitalization		90,952	90,952	0	1.A
38379U-WL-6	GOVERNMENT NATIONAL MORTGAGE A GNMA_16-86 3.036% 03/16/58		06/01/2023	Interest Capitalization		60,968	60,968	0	1.A
38379U-ZN-9	GOVERNMENT NATIONAL MORTGAGE AS GNMA_16-94 3.000% 12/16/57		06/01/2023	Interest Capitalization		115,383	115,383	0	1.A
38379U-ZY-5	GOVERNMENT NATIONAL MORTGAGE AS GNMA_16-96 3.135% 12/16/57		06/01/2023	Interest Capitalization		28,076	28,076	0	1.A
38380J-2A-5	GOVERNMENT NATIONAL MORTGAGE A GNMA_18-81 2.500% 01/16/60		06/01/2023	Interest Capitalization		56,409	56,409	0	1.A
38380J-3M-8	GOVERNMENT NATIONAL MORTGAGE A GNMA_18-88 3.081% 11/16/59		06/01/2023	Interest Capitalization		139,707	139,707	0	1.A
38380J-G5-1	GOVERNMENT NATIONAL MORTGAGE A GOVERNMENT NATIONAL MORTGAGE A 2.781% 04/16/54		06/01/2023	Interest Capitalization		26,884	26,884	0	1.A
38380J-G8-5	GOVERNMENT NATIONAL MORTGAGE A GNMA_18-58 2.500% 12/16/57		06/01/2023	Interest Capitalization		114,261	114,261	0	1.A
38380J-NL-8	GOVERNMENT NATIONAL MORTGAGE A GNMA_18-3 3.000% 05/16/59		06/01/2023	Interest Capitalization		34,768	34,768	0	1.A
38380J-TD-0	GOVERNMENT NATIONAL MORTGAGE A GNMA_18-28 2.701% 01/16/55		06/01/2023	Interest Capitalization		24,603	24,603	0	1.A
38380J-XA-1	GOVERNMENT NATIONAL MORTGAGE A GOVERNMENT NATIONAL MORTGAGE A 2.700% 05/16/60		06/01/2023	Interest Capitalization		48,387	48,387	0	1.A
38380J-YV-5	GOVERNMENT NATIONAL MORTGAGE A GOVERNMENT NATIONAL MORTGAGE A 2.500% 01/16/60		06/01/2023	Interest Capitalization		22,660	22,660	0	1.A
38380J-ZD-3	GOVERNMENT NATIONAL MORTGAGE A GOVERNMENT NATIONAL MORTGAGE A 3.200% 11/16/59		06/01/2023	Interest Capitalization		74,326	74,326	0	1.A
38380M-BN-0	GOVERNMENT NATIONAL MORTGAGE A GOVERNMENT NATIONAL MORTGAGE A 3.009% 11/16/59		06/01/2023	Interest Capitalization		124,902	124,902	0	1.A

E04

STATEMENT AS OF JUNE 30, 2023 OF GENWORTH LIFE INSURANCE COMPANY

SCHEDULE D - PART 3

Show All Long-Term Bonds and Stock Acquired During the Current Quarter

1	2	3	4	5	6	7	8	9	10
CUSIP Identification	Description	Foreign	Date Acquired	Name of Vendor	Number of Shares of Stock	Actual Cost	Par Value	Paid for Accrued Interest and Dividends	NAIC Designation, NAIC Designation Modifier and SVO Administrative Symbol
38380M-CE-9	GOVERNMENT NATIONAL MORTGAGE A GOVERNMENT NATIONAL MORTGAGE A 3.000% 08/16/60		06/01/2023	Interest Capitalization		43,236	43,236	0	1.A
38380M-DK-4	GOVERNMENT NATIONAL MORTGAGE A GNMA 18-110 3.200% 01/16/60		06/01/2023	Interest Capitalization		50,690	50,690	0	1.A
38380M-IM-0	GOVERNMENT NATIONAL MORTGAGE A GOVERNMENT NATIONAL MORTGAGE A 3.000% 07/16/60		06/01/2023	Interest Capitalization		43,020	43,020	0	1.A
0109999999. Subtotal - Bonds - U.S. Governments						3,495,470	3,495,470	0	XXX
3136A0-VF-1	FANNIE MAE FNMA 11-73 FNMA 11-73D 3.500% 01/25/41		06/01/2023	Interest Capitalization		8,416	8,416	0	1.A
3136A7-B6-8	FANNIE MAE FNMA 12-83 FANNIE MAE FNMA 12-83 2.500% 08/25/42		06/01/2023	Interest Capitalization		3,104	3,104	0	1.A
3137AJ-J7-0	FREDDIE MAC FHLMC 11-3960 FREDDIE MAC FHLMC 11-3960 3.500% 11/15/41		06/01/2023	Interest Capitalization		139,736	139,736	0	1.A
31396E-UC-8	FREDDIE MAC FHLMC 3065 5.500% 11/15/35		06/01/2023	Interest Capitalization		7,152	7,152	0	1.A
31397N-T4-7	FANNIE MAE FNMA 09-42 5.000% 06/25/39		06/01/2023	Interest Capitalization		12,090	12,090	0	1.A
313970-NQ-7	FANNIE MAE FNMA 11-9 3.500% 02/25/41		06/01/2023	Interest Capitalization		43,058	43,058	0	1.A
0909999999. Subtotal - Bonds - U.S. Special Revenues						213,556	213,556	0	XXX
020002-BK-6	ALLSTATE CORP ALLSTATE CORPORATION (THE) 5.250% 03/30/33		04/12/2023	STIFEL NICOLAUS AND CO INC		5,093,050	5,000,000	10,208	1.G FE
053332-BD-3	AUTOZONE INC 4.750% 02/01/33		06/30/2023	Various		10,181,824	10,415,000	161,707	2.B FE
053611-AN-9	AVERY DENNISON CORP AVERY DENNISON CORPORATION 5.750% 03/15/33		04/13/2023	WELLS FARGO BANK		1,779,411	1,695,000	8,663	2.B FE
125523-CS-7	CIGNA CORP 5.400% 03/15/33		04/11/2023	MORGAN STANLEY		5,205,900	5,000,000	27,000	2.A FE
17888H-AB-9	CIVITAS RESOURCES INC Series 144A 8.750% 07/01/31		06/22/2023	BANC OF AMERICA SECURITIES LLC		3,000,000	3,000,000	0	3.C FE
205768-AS-3	COMSTOCK RES INC Series 144A 6.750% 03/01/29		05/16/2023	MORGAN STANLEY		1,780,000	2,000,000	28,875	4.A FE
21871X-AH-2	SUNAMERICA INC Series 144A 3.900% 04/05/32		05/31/2023	Tax Free Exchange		4,993,315	5,000,000	30,333	2.A FE
21871X-AK-5	SUNAMERICA INC 4.350% 04/05/42		05/31/2023	Tax Free Exchange		2,999,220	3,000,000	20,300	2.A FE
21871X-AP-4	SUNAMERICA INC Series 144A 6.875% 12/15/52		05/31/2023	Tax Free Exchange		9,553,830	10,000,000	317,014	2.C FE
22822V-BC-4	CROWN CASTLE INTERNATIONAL COR 5.100% 05/01/33		05/10/2023	BANC OF AMERICA SECURITIES LLC		9,971,600	10,000,000	11,333	2.B FE
256677-AL-9	DOLLAR GENERAL CORP DOLLAR GENERAL CORPORATION 5.000% 11/01/32		04/11/2023	WELLS FARGO BANK		10,126,750	10,000,000	280,556	2.B FE
26884A-BB-8	ERP OPER LP ERP OPERATING LIMITED PARTNERS 4.500% 07/01/44		06/13/2023	WELLS FARGO BANK		841,892	970,000	19,885	1.G FE
26884T-AW-2	ERAC USA FIN CO Series 144A 4.900% 05/01/33		05/10/2023	Various		14,935,650	15,000,000	14,972	2.A FE
26884T-AX-0	ERAC USA FIN CO Series 144A 5.400% 05/01/53		04/26/2023	J.P. MORGAN SECURITIES INC		6,467,500	6,500,000	0	2.A FE
29366W-AD-8	ENERGY MISSISSIPPI LLC 5.000% 09/01/33		05/10/2023	Various		6,519,575	6,500,000	0	1.F FE
30037D-AB-1	EVERGY METRO 4.950% 04/15/33		04/03/2023	BANC OF AMERICA SECURITIES LLC		2,996,190	3,000,000	0	1.F FE
302491-AX-3	FMC CORP FMC CORPORATION 5.650% 05/18/33		06/01/2023	Various		12,954,730	13,000,000	8,004	2.C FE
302491-AY-1	FMC CORP FMC CORPORATION 6.375% 05/18/53		05/15/2023	CITIGROUP GLOBAL MARKETS		9,976,100	10,000,000	0	2.C FE
37045X-ED-4	GENERAL MOTORS FINANCIAL CO IN 6.400% 01/09/33		06/21/2023	Various		10,203,350	10,000,000	291,556	2.B FE
459506-AE-1	INTERNATIONAL FLAVORS & FRAGRA INTERNATIONAL FLAVORS & FRAGRA 4.375% 06/01/47		06/12/2023	Suntrust Banks Inc		297,794	395,000	624	2.C FE
459506-AL-5	INTERNATIONAL FLAVORS & FRAGRA INTERNATIONAL FLAVORS & FRAGRA 5.000% 09/26/48		06/27/2023	Suntrust Banks Inc		2,191,462	2,600,000	33,583	2.C FE
50249A-AL-7	LYONDELLBASELL INDUSTRIES NV 5.625% 05/15/33		06/05/2023	Suntrust Banks Inc		4,995,690	5,000,000	13,906	2.B FE
55903V-BC-6	MAGALLANES INC 4.279% 03/15/32		05/01/2023	Tax Free Exchange		2,500,000	2,500,000	13,669	2.C FE
55903V-BD-4	MAGALLANES INC 5.050% 03/15/42		05/01/2023	Tax Free Exchange		2,500,000	2,500,000	16,132	2.C FE
573284-AU-0	MARTIN MARIETTA MATERIAL 4.250% 12/15/47		06/13/2023	WELLS FARGO BANK		1,225,470	1,500,000	0	2.B FE
581557-BU-8	MCKESSON CORP 5.100% 07/15/33		06/07/2023	GOLDMAN SACHS & CO		3,477,460	3,500,000	0	2.A FE
595112-BZ-5	MICRON TECHNOLOGY INC 5.875% 02/09/33		04/05/2023	BANC OF AMERICA SECURITIES LLC		2,041,920	2,000,000	19,910	2.C FE
595112-CB-7	MICRON TECHNOLOGY INC 5.875% 09/15/33		04/05/2023	WELLS FARGO BANK		4,975,250	5,000,000	0	2.C FE
631005-BC-8	NARRAGANSETT ELECTRIC COMPANY Series 144A 5.638% 03/15/40		06/01/2023	MESIROW & COMPANY		2,992,920	3,000,000	37,587	1.G FE
682680-BG-7	ONEOK INC 6.100% 11/15/32		04/06/2023	MORGAN STANLEY		3,148,590	3,000,000	72,692	2.B FE
694378-AE-6	PIIC US GROUP LLP 3.580% 09/15/32		06/30/2023	Taxable Exchange		7,000,000	7,000,000	73,092	1.D Z
694378-AF-3	PIIC US GROUP LLP 3.730% 09/14/35		06/30/2023	Taxable Exchange		8,000,000	8,000,000	87,033	1.D Z
718547-AM-4	PHILLIPS 66 CO 4.680% 02/15/45		05/02/2023	Tax Free Exchange		6,999,523	7,120,000	71,271	2.A FE
718547-AP-7	PHILLIPS 66 CO 4.900% 10/01/46		05/02/2023	Tax Free Exchange		4,969,261	5,000,000	21,097	2.A FE
74340*-BL-7	PROLOGIS TARGETED US LOGISTICS PROLOGIS TARGETED US LOGISTICS 5.500% 06/15/38		05/23/2023	NETSCOUT SYSTEMS INC		8,000,000	8,000,000	0	1.G PL
74340X-CF-6	PROLOGIS LP 5.250% 06/15/53		06/26/2023	CITIGROUP GLOBAL MARKETS		3,376,029	3,468,000	6,575	1.G FE
74340X-CH-2	PROLOGIS LP 5.125% 01/15/34		06/26/2023	BANC OF AMERICA SECURITIES LLC		9,964,200	10,000,000	0	1.G FE

E04.1

STATEMENT AS OF JUNE 30, 2023 OF GENWORTH LIFE INSURANCE COMPANY

SCHEDULE D - PART 3

Show All Long-Term Bonds and Stock Acquired During the Current Quarter

1	2	3	4	5	6	7	8	9	10
CUSIP Identification	Description	Foreign	Date Acquired	Name of Vendor	Number of Shares of Stock	Actual Cost	Par Value	Paid for Accrued Interest and Dividends	NAIC Designation, NAIC Designation Modifier and SVO Administrative Symbol
745332-CL-8	PUGET SOUND ENRG INC PUGET SOUND ENERGY INC 5.448% 06/01/53		06/13/2023	Various		11,903,129	11,900,000	36,305	1.F FE
76169#-AU-7	REYES HOLDINGS LLC 4.950% 05/17/33		05/17/2023	BANC OF AMERICA SECURITIES LLC		5,000,000	5,000,000	0	1.G PL
816300-AH-0	SELECTIVE INS GRP INC. SELECTIVE INSURANCE GROUP INC. 5.375% 03/01/49		05/16/2023	STIFEL NICOLAUS AND CO INC		1,983,513	2,175,000	24,680	2.B FE
98419M-AK-6	XYLEM INC/NY XYLEM INC 4.375% 11/01/46		05/16/2023	Suntrust Banks Inc		3,078,324	3,600,000	7,438	2.B FE
0778FP-AL-3	BELL CDA BELL CANADA 5.100% 05/11/33		05/08/2023	TORONTO DOMINION		4,996,500	5,000,000	0	2.A FE
13648T-AC-1	CANADIAN PACIFIC RAILWAY COMPA 2.875% 11/15/29		04/19/2023	Taxable Exchange		9,994,060	10,000,000	122,986	2.B FE
13648T-AD-9	CANADIAN PACIFIC RAILWAY COMPA 4.300% 05/15/43		04/27/2023	Taxable Exchange		5,619,578	6,044,000	0	2.B FE
13648T-AE-7	CANADIAN PACIFIC RAILWAY COMPA 4.950% 08/15/45		04/27/2023	Taxable Exchange		12,725,765	13,000,000	128,700	2.B FE
13648T-AF-4	CANADIAN PACIFIC RAILWAY COMPA 4.700% 05/01/48		04/19/2023	Taxable Exchange		14,308,550	14,400,000	315,840	2.B FE
29250N-BR-5	ENBRIDGE INC 5.700% 03/08/33		04/11/2023	NETSCOUT SYSTEMS INC		8,345,040	8,000,000	44,333	2.A FE
303901-BL-5	FAIRFAX FINANCIAL HOLDINGS LTD 5.625% 08/16/32		05/19/2023	Tax Free Exchange		4,978,325	5,000,000	72,656	2.B FE
00973R-AM-5	AKER BP ASA Series 144A 6.000% 06/13/33	C.	06/30/2023	Various		9,984,150	10,000,000	18,333	2.B FE
05635J-AB-6	BACARDI LTD Series 144A 5.400% 06/15/33	C.	06/06/2023	BANC OF AMERICA SECURITIES LLC		4,981,350	5,000,000	0	2.C FE
05635J-AC-4	BACARDI LTD Series 144A 5.900% 06/15/43	C.	06/22/2023	GOLDMAN SACHS & CO		5,012,350	5,000,000	4,917	2.C FE
29245J-AN-2	EMPRESA NACIONAL DE PETROLEO E Series 144A 6.150% 05/10/33	C.	04/26/2023	SCOTIA CAPITAL		4,984,900	5,000,000	0	2.C FE
46128M-AS-0	INVERSIONES CIMPC SA Series 144A 6.125% 06/23/33	C.	06/20/2023	BANC OF AMERICA SECURITIES LLC		4,999,250	5,000,000	0	2.B FE
478375-AN-8	JOHNSON CONTROLS INTERNATIONAL 4.950% 07/02/64	C.	04/18/2023	Suntrust Banks Inc		8,980,900	10,000,000	138,875	2.B FE
1109999999 Subtotal - Bonds - Industrial and Miscellaneous (Unaffiliated)									
BGIW473-NR-3	Med Review Inst of America Med Review Inst of America 10/06/24		04/17/2023	No Broker		175,269	178,846	0	4.B PL
BGIW49M-7V-8	Nonni's Food, LLC Nonni's Food, LLC 03/01/25		06/29/2023	No Broker		491,756	493,223	0	3.B PL
BGIW4AA-8J-8	AC&A Enterprises Holdings, LLC AC&A Enterprises Holdings 01/21/25		04/12/2023	Interest Capitalization		183	183	0	6.A PL
BGIW4AA-8R-0	AC&A Enterprises Holdings, LLC AC&A Enterprises Holdings 01/21/25		04/12/2023	Interest Capitalization		84	84	0	5.A Z
BGIW4AA-DF-0	AC&A Enterprises Holdings, LLC AC&A Enterprises Holdings 01/21/25		04/12/2023	Interest Capitalization		278	278	0	5.A Z
BGIW4AM-87-8	HMI Acquisition Company HMI Acquisition Company 12/28/24		05/31/2023	Interest Capitalization		1,064	1,064	0	6. PL
BGIW4AM-87-8	HMI Acquisition Company HMI Acquisition Company 12/28/24		05/24/2023	No Broker		403,226	403,226	0	6. PL
BGIW4AM-9C-6	HMI Acquisition Company HMI Acquisition Company 12/28/24		04/03/2023	Interest Capitalization		12,560	12,560	0	6. PL
BGIW4EA-TK-8	World Wide Packaging, Inc. World Wide Packaging 03/27/25		04/03/2023	Interest Capitalization		213,581	106,375	0	6. PL
BGIW4FS-US-1	World Wide Packaging, Inc. World Wide Packaging 03/27/25		04/03/2023	Interest Capitalization		49,848	20,593	0	6. PL
BGIW4GJ-AW-1	Chase Industries, Inc Chase Industries Inc 05/11/25		05/25/2023	Interest Capitalization		21,057	21,057	0	5.C PL
BGIW4GJ-F8-9	Chase Industries, Inc Chase Industries 05/11/25		04/04/2023	Interest Capitalization		147,710	147,710	0	5.C PL
BGIW4GJ-FQ-9	Chase Industries, Inc Chase Industries Inc 05/11/25		04/05/2023	Interest Capitalization		13,959	13,959	0	5.C PL
BGIW4HX-P5-2	EXT Acquisitions Inc EXT Acquisitions Inc 06/26/24		04/05/2023	No Broker		50,503	50,503	0	4.A PL
BGIW4KH-RQ-5	Sara Lee Frozen Bakery Sara Lee Frozen Bakery 07/30/25		06/14/2023	No Broker		250,000	250,000	0	5.A PL
BGIW4LN-97-3	Transportation Insight Transportation Insight 12/03/24		06/27/2023	No Broker		31,322	31,322	0	3.B PL
BGIW4P4-MQ-4	MTI Group Acquisition Company MTI Group Acquisition Company 03/31/25		05/15/2023	Interest Capitalization		2,051	2,051	0	6. Z
BGIW4TC-1P-7	The Ultimus Group Midco, LLC The Ultimus Group Midco 02/01/26		04/19/2023	No Broker		112,075	113,208	0	4.B Z
BGIW50M-M8-8	Valicor PPC Intermediate I LLC Valicor PPC Intermediate I LLC 07/24/24		04/03/2023	Conversion		1,822	1,735	0	4.C PL
BGIW50M-M8-8	Valicor PPC Intermediate I LLC Valicor PPC Intermediate I LLC 07/24/24		06/30/2023	No Broker		247,826	247,826	0	4.C PL
BGIW50M-M9-6	Valicor PPC Intermediate I LLC Valicor PPC Intermediate I LLC 07/24/26		04/03/2023	Conversion		41,648	41,648	0	4.C PL
BGIW52C-VQ-5	Heartland, LLC Heartland LLC 08/30/24		06/30/2023	No Broker		293,448	293,448	0	4.B PL
BGIW55B-33-9	DAS Purchaser 2 Corp. DAS Purchaser 2 Corp. 11/13/24		04/17/2023	Conversion		13,125	12,685	0	2.C PL
BGIW55B-33-9	DAS Purchaser 2 Corp. DAS Purchaser 2 Corp. 11/13/24		04/20/2023	No Broker		9,259	9,259	0	2.C PL
BGIW58E-FR-4	Fresh Holdco, Inc. Fresh Holdco 01/24/26		06/27/2023	No Broker		25,316	25,316	0	3.B PL
BGIW58R-VU-0	New ILC Dover, Inc. New ILC Dover 01/31/26		06/28/2023	No Broker		337,784	337,784	0	4.B PL
BGIW67N-DD-6	BCM One, Inc. BCM One, Inc. 11/17/27		06/30/2023	No Broker		8,434	8,498	0	3.A PL
BGIW67S-LS-3	NFM & J, L.P. NFM & J, L.P. 11/30/27		05/26/2023	No Broker		237,069	237,069	0	3.A PL
BGIW68Q-QF-9	Affinity Hospice Intermediate Affinity Hospice Intermediate 12/17/27		06/01/2023	Conversion		1,679,208	1,700,571	0	3.A PL
BGIW6A7-31-4	Blackbird Purchaser, Inc. Blackbird Purchaser, Inc. 04/08/26		06/30/2023	Conversion		3,824,341	3,862,811	0	3.C PL
BGIW6A7-4Y-1	Blackbird Purchaser, Inc. Blackbird Purchaser, Inc. 04/08/26		06/29/2023	No Broker		2,286,861	2,309,961	0	3.C PL

E04.2

STATEMENT AS OF JUNE 30, 2023 OF GENWORTH LIFE INSURANCE COMPANY

SCHEDULE D - PART 3

Show All Long-Term Bonds and Stock Acquired During the Current Quarter

1	2	3	4	5	6	7	8	9	10
CUSIP Identification	Description	Foreign	Date Acquired	Name of Vendor	Number of Shares of Stock	Actual Cost	Par Value	Paid for Accrued Interest and Dividends	NAIC Designation, NAIC Designation Modifier and SVO Administrative Symbol
BGIW6BU-SQ-0	SpendMend Holdings LLC SpendMend Holdings LLC 03/01/28		05/18/2023	No Broker		7,325	7,334	0	2.C PL
BGIW6H4-LD-8	MidWest Eye Services, LLC MidWest Eye Services, LLC 08/20/27		06/29/2023	No Broker		419,281	423,516	0	3.A PL
BGIW6H4-ZP-6	Element 78 Partners, LLC Element 78 Partners, LLC 12/01/27		05/30/2023	No Broker		1,148,936	1,148,936	0	3.B PL
BGIW6KD-TZ-7	RFI Buyer, Inc. RFI BUYER, INC. 08/05/28		06/07/2023	No Broker		898,634	898,634	0	3.C Z
BGIW6L1-YC-7	Wellspring Pharmaceutical Corp Wellspring Pharmaceutical Corp 08/22/28		04/03/2023	No Broker		2,849,469	2,871,001	0	3.C PL
BGIW6L7-XX-9	Techmer Techmer 09/01/28		05/25/2023	No Broker		190,241	192,163	0	2.C Z
BGIW6RR-22-1	Legacy Service Partners Legacy Service Partners 01/09/29		06/03/2023	No Broker		2,053,964	2,064,286	0	2.B Z
BGIW6V5-94-3	Health Management Associates Health Management Associates 03/31/29		04/03/2023	CHURCHILL ASSET MANAGEMENT LLC		5,803	0	0	3.A Z
BGIW6V5-95-0	Health Management Associates Health Management Associates 03/31/29		05/01/2023	No Broker		90,989	92,846	0	3.A Z
BGIW6VB-D1-1	Pinnacle Supply Partners Pinnacle Supply Partners 04/03/30		04/03/2023	CHURCHILL ASSET MANAGEMENT LLC		2,183,169	2,227,723	0	3.B Z
BGIW6VB-D4-5	Corbett Technology Solutions Corbett Technology Solutions 10/29/27		05/16/2023	No Broker		1,003,614	1,024,096	0	3.A Z
BGIW6VB-D6-0	Wellspring Pharmaceutical Corp Wellspring Pharmaceutical Corp 08/22/28		04/03/2023	CHURCHILL ASSET MANAGEMENT LLC		1,137,189	1,160,397	0	3.B Z
BGIW6VB-D9-4	Rhino Tool House Rhino Tool House 04/04/29		04/04/2023	CHURCHILL ASSET MANAGEMENT LLC		408,336	416,669	0	3.A Z
BGIW6VB-DA-1	Rhino Tool House Rhino Tool House 04/04/29		04/04/2023	CHURCHILL ASSET MANAGEMENT LLC		436,948	445,866	0	3.A Z
BGIW6VB-DA-1	Rhino Tool House Rhino Tool House 04/04/29		06/01/2023	Conversion		408,566	416,669	0	3.A Z
BGIW6VB-DB-9	Rhino Tool House Rhino Tool House 04/04/29		04/04/2023	CHURCHILL ASSET MANAGEMENT LLC		408,336	416,669	0	3.A Z
BGIW6VU-GA-6	LYNX Franchising, LLC LYNX Franchising, LLC 12/23/26		04/14/2023	CHURCHILL ASSET MANAGEMENT LLC		3,929,800	4,010,000	0	3.B Z
BGIW6VY-K2-1	Argano, LLC Argano, LLC 06/10/27		04/18/2023	CHURCHILL ASSET MANAGEMENT LLC		298,221	302,762	0	3.A Z
BGIW6Y9-VY-2	TRILON GROUP, LLC TRILON GROUP, LLC 05/27/29		05/15/2023	CHURCHILL ASSET MANAGEMENT LLC		628,297	641,119	0	3.B Z
BGIW6Y2-N7-4	ACP Tara Holdings, Inc. ACP Tara Holdings, Inc. 09/10/27		06/01/2023	CHURCHILL ASSET MANAGEMENT LLC		9,186,691	9,374,174	0	3.A
BGIW6Y5-7S-9	Whitsons Holding Group, LLC Whitsons Holding Group, LLC 08/27/27		06/02/2023	CHURCHILL ASSET MANAGEMENT LLC		218,847	223,313	0	2.C
BGIW6YM-WD-7	Whitsons Holding Group, LLC Whitsons Holding Group, LLC 08/27/27		06/02/2023	CHURCHILL ASSET MANAGEMENT LLC		88,522	90,329	0	2.C
BGIW6Z5-V8-5	ClaimlogiQ ClaimlogiQ 05/31/29		06/13/2023	CHURCHILL ASSET MANAGEMENT LLC		1,036,669	1,057,826	0	3.Z
BGIW6ZA-6V-1	Arch Cutting Tools Corp Arch Cutting Tools Corp 04/01/26		06/30/2023	CHURCHILL ASSET MANAGEMENT LLC		1,308,012	1,321,224	0	3.B Z
BGIW6ZA-7F-5	MEI Buyer LLC MEI Buyer LLC 06/30/29		06/30/2023	CHURCHILL ASSET MANAGEMENT LLC		1,473,595	1,503,668	0	3.B Z
BGIW46T-59-7	Winzer Corporation		04/21/2023	No Broker		129,032	129,032	0	4.A PL
BGIW4PN-5L-2	Ubeo LLC		04/18/2023	No Broker		34,336	34,336	0	4.B PL
BGIW4TB-Q1-5	Composite Technology Acq		06/30/2023	No Broker		407,143	407,143	0	4.C PL
BGIW4X4-4T-9	Ubeo LLC		06/01/2023	No Broker		15,057	14,889	0	4.B Z
BGIW56M-OM-7	Stanton Carpet Corp		06/01/2023	No Broker		21,182	20,741	0	3.B Z
BGIW46S-Q5-4	PF Baseline Fitness LLC PF Baseline Fitness LLC 3/31/2024		05/19/2023	No Broker		880,000	880,000	0	4.B Z
BGIW4EA-TB-8	World Wide Packaging, Inc. World Wide Packaging 03/27/25		04/03/2023	No Broker		16,038	16,038	0	6.Z
1909999999	Subtotal - Bonds - Unaffiliated Bank Loans					44,304,909	44,768,252	0	XXX
2509999997	Total - Bonds - Part 3					378,125,075	382,259,278	2,729,591	XXX
2509999998	Total - Bonds - Part 5					XXX	XXX	XXX	XXX
2509999999	Total - Bonds					378,125,075	382,259,278	2,729,591	XXX
4509999997	Total - Preferred Stocks - Part 3					0	XXX	0	XXX
4509999998	Total - Preferred Stocks - Part 5					XXX	XXX	XXX	XXX
4509999999	Total - Preferred Stocks					0	XXX	0	XXX
313398-10-6	FEDERAL HOME LOAN BANK OF PITT		06/09/2023	CORPORATE ACTION	2,200.000	220,000		0	
58MHRV-X8-9	MONDAY.COM LTD MONDAY.COM LTD	C.	06/14/2023	CORPORATE ACTION	72.000	12,568		0	
03940C-10-0	ARCELLX INC		06/01/2023	CORPORATE ACTION	1,791.000	79,377		0	
12648L-60-1	CTI BIOPHARMA CORP		05/10/2023	CORPORATE ACTION	22,002.000	196,478		0	
46222L-10-8	IONQ INC		05/24/2023	CORPORATE ACTION	26,174.000	268,022		0	
604749-10-1	MIRUM PHARMACEUTICALS INC		06/14/2023	CORPORATE ACTION	11,939.000	359,245		0	
5019999999	Subtotal - Common Stocks - Industrial and Miscellaneous (Unaffiliated) Publicly Traded					1,135,690	XXX	0	XXX
5989999997	Total - Common Stocks - Part 3					1,135,690	XXX	0	XXX

E04.3

STATEMENT AS OF JUNE 30, 2023 OF GENWORTH LIFE INSURANCE COMPANY

SCHEDULE D - PART 3

Show All Long-Term Bonds and Stock Acquired During the Current Quarter

1 CUSIP Identification	2 Description	3 Foreign	4 Date Acquired	5 Name of Vendor	6 Number of Shares of Stock	7 Actual Cost	8 Par Value	9 Paid for Accrued Interest and Dividends	10 NAIC Designation, NAIC Designation Modifier and SVO Admini- strative Symbol
5989999998. Total - Common Stocks - Part 5						XXX	XXX	XXX	XXX
5989999999. Total - Common Stocks						1,135,690	XXX	0	XXX
5999999999. Total - Preferred and Common Stocks						1,135,690	XXX	0	XXX
6009999999 - Totals						379,260,765	XXX	2,729,591	XXX

STATEMENT AS OF JUNE 30, 2023 OF GENWORTH LIFE INSURANCE COMPANY

SCHEDULE D - PART 4

Show All Long-Term Bonds and Stock Sold, Redeemed or Otherwise Disposed of During the Current Quarter

1	2	3	4	5	6	7	8	9	10	Change In Book/Adjusted Carrying Value					16	17	18	19	20	21	22
										11	12	13	14	15							
CUSIP Identification	Description	Foreign	Disposal Date	Name of Purchaser	Number of Shares of Stock	Consideration	Par Value	Actual Cost	Prior Year Book/Adjusted Carrying Value	Unrealized Valuation Increase/(Decrease)	Current Year's (Amortization)/Accretion	Current Year's Other Than Temporary Impairment Recognized	Total Change in Book/Adjusted Carrying Value (11 + 12 - 13)	Total Foreign Exchange Change in Book /Adjusted Carrying Value	Book/Adjusted Carrying Value at Disposal Date	Foreign Exchange Gain (Loss) on Disposal	Realized Gain (Loss) on Disposal	Total Gain (Loss) on Disposal	Bond Interest/Stock Dividends Received During Year	Stated Contractual Maturity Date	NAIC Designation, NAIC Designation Modifier and SVO Administrative Symbol
..36225B-2A-9	GINNIE MAE I POOL #781637 4.500% 07/15/33 GOVERNMENT NATIONAL MORTGAGE A GNMA_09-64		06/01/2023	Paydown		3,192	3,192	2,968	3,049	0	143	0	143	0	3,192	0	0	0	59	07/15/2033	1.A
..38373A-26-6	4.000% 08/20/39 GOVERNMENT NATIONAL MORTGAGE A 5.150%		06/01/2023	Paydown		112,763	112,763	97,556	104,948	0	7,816	0	7,816	0	112,763	0	0	0	1,935	08/20/2039	1.A
..38373M-7Y-0	06/16/49		06/01/2023	Paydown		40,029	40,029	37,470	37,983	0	2,046	0	2,046	0	40,029	0	0	0	860	06/16/2049	1.A
..38373M-8G-8	GNMA 09-63 GNMA_09-63 5.500% 03/16/51 GOVERNMENT NATIONAL MORTGAGE A 2004-57 Z		06/01/2023	Paydown		12,212	12,212	11,791	11,889	0	323	0	323	0	12,212	0	0	0	280	03/16/2051	1.A
..38373M-LL-2	4.939% 07/16/44 GOVERNMENT NATIONAL MORTGAGE A 2004-108Z		06/01/2023	Paydown		17,878	17,878	15,824	16,825	0	1,053	0	1,053	0	17,878	0	0	0	368	07/16/2044	1.A
..38373M-ML-1	4.590% 12/16/44		06/01/2023	Paydown		4,491	4,491	3,955	4,322	0	168	0	168	0	4,491	0	0	0	86	12/16/2044	1.A
..38373M-MV-9	GNMA 05-2 2005 2ZB 5.193% 07/16/44		06/01/2023	Paydown		18,731	18,731	18,731	18,731	0	0	0	0	0	18,731	0	0	0	406	07/16/2044	1.A
..38373M-NV-8	GM 05-9 2005-9 Z 4.650% 01/16/45		06/01/2023	Paydown		5,379	5,379	4,995	5,181	0	198	0	198	0	5,379	0	0	0	104	01/16/2045	1.A
..38373M-PX-2	GM 05-29 2005-29 Z 4.250% 04/16/45		06/01/2023	Paydown		34,889	34,889	30,767	32,752	0	2,136	0	2,136	0	34,889	0	0	0	618	04/16/2045	1.A
..38373M-RB-8	GNMA 05-50 2005-50 Z 4.797% 06/16/45		06/01/2023	Paydown		52,561	52,561	52,558	52,496	0	65	0	65	0	52,561	0	0	0	1,051	06/16/2045	1.A
..38373M-SE-1	GNMA 05-90 2005-90 Z 4.481% 11/16/45		06/01/2023	Paydown		121,492	121,492	111,525	114,698	0	6,794	0	6,794	0	121,492	0	0	0	2,270	11/16/2045	1.A
..38373M-TA-8	GNMA 06-5 2006-5 Z 4.742% 01/16/46		06/01/2023	Paydown		57,881	57,881	54,307	55,486	0	2,395	0	2,395	0	57,881	0	0	0	1,144	01/16/2046	1.A
..38373M-TV-2	GNMA 06-18 2006-18 Z 4.822% 03/16/45		06/01/2023	Paydown		52,504	52,504	47,453	49,691	0	2,813	0	2,813	0	52,504	0	0	0	1,056	03/16/2045	1.A
..38373M-UL-2	GNMA 06-15 2006-15 Z 4.151% 04/16/46		06/01/2023	Paydown		58,893	58,893	48,324	52,111	0	6,783	0	6,783	0	58,893	0	0	0	1,019	04/16/2046	1.A
..38373M-VA-5	GNMA 06-32 5.556% 11/16/45		06/01/2023	Paydown		3,223	3,223	3,061	3,100	0	124	0	124	0	3,223	0	0	0	75	11/16/2045	1.A
..38374B-BG-7	GNMA 03-49 2003-49 Z 5.224% 04/16/43 GOVERNMENT NATIONAL MORTGAGE A 2003-72 Z		06/01/2023	Paydown		40,942	40,942	40,940	40,875	0	67	0	67	0	40,942	0	0	0	876	04/16/2043	1.A
..38374B-OR-7	5.383% 11/16/45 GOVERNMENT NATIONAL MORTGAGE AGENCY CMO 04-38		06/01/2023	Paydown		25,984	25,984	23,020	23,726	0	2,258	0	2,258	0	25,984	0	0	0	583	11/16/2045	1.A
..38374G-RF-1	5.000% 05/20/34 GOVERNMENT NATIONAL MORTGAGE A 2004-103 ZB		06/01/2023	Paydown		1,174	1,174	1,152	1,162	0	12	0	12	0	1,174	0	0	0	24	05/20/2034	1.A
..38374J-7B-6	5.473% 11/16/44		06/01/2023	Paydown		4,971	4,971	4,886	4,919	0	52	0	52	0	4,971	0	0	0	113	11/16/2044	1.A
..38374J-FJ-0	GNMA 04-77 2004-77 Z 5.950% 09/16/44 GOVERNMENT NATIONAL MORTGAGE A GNMA_09-85		06/01/2023	Paydown		32,248	32,248	31,945	32,029	0	219	0	219	0	32,248	0	0	0	800	09/16/2044	1.A
..38376F-2S-0	5.000% 09/20/39 GOVERNMENT NATIONAL MORTGAGE A GNMA_09-82		06/01/2023	Paydown		59,384	59,384	58,178	58,654	0	729	0	729	0	59,384	0	0	0	1,237	09/20/2039	1.A
..38376F-T6-9	5.000% 09/16/39 GOVERNMENT NATIONAL MORTGAGE GNMA_09-78		06/01/2023	Paydown		11,388	11,388	11,055	11,183	0	205	0	205	0	11,388	0	0	0	235	09/16/2039	1.A
..38376F-UF-7	5.000% 09/20/39 GOVERNMENT NATIONAL MORTGAGE A GOVERNMENT NATIONAL MORTGAGE A 3.650% 04/16/53		06/01/2023	Paydown		106,611	106,611	102,640	104,336	0	2,275	0	2,275	0	106,611	0	0	0	2,220	09/20/2039	1.A
..38376G-6B-1	GOVERNMENT NATIONAL MORTGAGE A GOVERNMENT NATIONAL MORTGAGE A 3.918% 10/16/53		06/01/2023	Paydown		5,142	5,142	4,955	5,013	0	129	0	129	0	5,142	0	0	0	81	04/16/2053	1.A
..38376G-7L-8	GOVERNMENT NATIONAL MORTGAGE A GNMA_09-90		06/01/2023	Paydown		28,782	28,782	28,418	28,492	0	291	0	291	0	28,782	0	0	0	470	10/16/2053	1.A
..38376G-AZ-3	5.600% 04/16/51 GOVERNMENT NATIONAL MORTGAGE A 4.503%		06/01/2023	Paydown		4,667	4,667	4,556	4,576	0	91	0	91	0	4,667	0	0	0	109	04/16/2051	1.A
..38376G-CL-2	GOVERNMENT NATIONAL MORTGAGE A 4.090%		06/01/2023	Paydown		25,081	25,081	21,386	21,980	0	3,101	0	3,101	0	25,081	0	0	0	471	12/16/2049	1.A
..38376G-IC-0	08/16/50 GOVERNMENT NATIONAL MORTGAGE AS GNMA_09-106		06/01/2023	Paydown		94,059	94,059	88,904	89,773	0	4,286	0	4,286	0	94,059	0	0	0	1,603	08/16/2050	1.A
..38376J-EZ-3	4.500% 11/20/39 GOVERNMENT NATIONAL MORTGAGE AS GNMA_09-106		05/05/2023	Various		(25,484)	(25,758)	(25,095)	(25,387)	0	200	0	200	0	(25,187)	0	(298)	(298)	22,062	11/20/2039	1.A
..38376J-EZ-3	4.500% 11/20/39 GOVERNMENT NATIONAL MORTGAGE A GNR 2009-104		04/01/2023	Paydown		25,758	25,758	25,095	25,387	0	371	0	371	0	25,758	0	0	0	7,738	11/20/2039	1.A
..38376J-JV-7	5.000% 11/20/39 GOVERNMENT NATIONAL MORTGAGE A GNMA_09-123		06/01/2023	Paydown		107,597	107,597	104,814	105,960	0	1,637	0	1,637	0	107,597	0	0	0	2,196	11/20/2039	1.A
..38376J-Y3-2	4.500% 12/20/39		06/01/2023	Paydown		122,421	122,421	114,229	118,060	0	4,361	0	4,361	0	122,421	0	0	0	2,224	12/20/2039	1.A

E05

STATEMENT AS OF JUNE 30, 2023 OF GENWORTH LIFE INSURANCE COMPANY

SCHEDULE D - PART 4

Show All Long-Term Bonds and Stock Sold, Redeemed or Otherwise Disposed of During the Current Quarter

1	2	3	4	5	6	7	8	9	10	Change In Book/Adjusted Carrying Value					16	17	18	19	20	21	22
										11	12	13	14	15							
CUSIP Identification	Description	Foreign	Disposal Date	Name of Purchaser	Number of Shares of Stock	Consideration	Par Value	Actual Cost	Prior Year Book/Adjusted Carrying Value	Unrealized Valuation Increase/(Decrease)	Current Year's (Amortization)/Accretion	Current Year's Other Than Temporary Impairment Recognized	Total Change in Book/Adjusted Carrying Value (11 + 12 - 13)	Total Foreign Exchange Change in Book /Adjusted Carrying Value	Book/Adjusted Carrying Value at Disposal Date	Foreign Exchange Gain (Loss) on Disposal	Realized Gain (Loss) on Disposal	Total Gain (Loss) on Disposal	Bond Interest/Stock Dividends Received During Year	Stated Contractual Maturity Date	NAIC Designation, NAIC Designation Modifier and SVO Administrative Symbol
..38376J-Z3-1	GOVERNMENT NATIONAL MORTGAGE A GNMA_09-123 4.500% 12/20/39		06/01/2023	Paydown		51,368	51,368	47,686	49,379	0	1,989	0	1,989	0	51,368	0	0	0	933	12/20/2039	1.A
..38376K-AP-6	GOVERNMENT NATIONAL MORTGAGE A GNMA_09-93 5.000% 10/20/39		06/01/2023	Paydown		96,613	96,613	95,356	95,792	0	821	0	821	0	96,613	0	0	0	1,990	10/20/2039	1.A
..38376K-B7-5	GOVERNMENT NATIONAL MORTGAGE A GNR_09-91 5.000% 10/20/39		06/01/2023	Paydown		76,518	76,518	75,420	75,808	0	710	0	710	0	76,518	0	0	0	1,596	10/20/2039	1.A
..38376K-ZJ-3	GOVERNMENT NATIONAL MORTGAGE A GNR 2009-97 5.000% 10/20/39		06/01/2023	Paydown		106,187	106,187	104,426	105,078	0	1,109	0	1,109	0	106,187	0	0	0	2,166	10/20/2039	1.A
..38376P-D7-2	GOVERNMENT NATIONAL MORTGAGE A 4.500% 12/20/39		06/01/2023	Paydown		317,054	317,054	293,937	304,789	0	12,265	0	12,265	0	317,054	0	0	0	5,800	12/20/2039	1.A
..38376P-MZ-0	GOVERNMENT NATIONAL MORTGAGE A GNR 2009-118 5.000% 12/20/39		06/01/2023	Paydown		38,747	38,747	37,693	38,133	0	614	0	614	0	38,747	0	0	0	802	12/20/2039	1.A
..38376P-TF-7	GOVERNMENT NATIONAL MORTGAGE A GNMA_09-125 4.500% 12/20/39		06/01/2023	Paydown		90,874	90,874	84,990	87,656	0	3,218	0	3,218	0	90,874	0	0	0	1,693	12/20/2039	1.A
..38376V-AC-1	GOVERNMENT NATIONAL MORTGAGE A GNMA_10-20A 4.000% 02/20/40		06/01/2023	Paydown		68,263	68,263	58,842	63,358	0	4,905	0	4,905	0	68,263	0	0	0	1,143	02/20/2040	1.A
..38376X-WK-5	GOVERNMENT NATIONAL MORTGAGE A 4.500% 03/20/40		06/01/2023	Paydown		30,029	30,029	29,288	29,703	0	327	0	327	0	30,029	0	0	0	551	03/20/2040	1.A
..38377T-2Y-6	GOVERNMENT NATIONAL MORTGAGE A GINNIE MAE GNMA_11-28 4.000% 01/20/41		06/01/2023	Paydown		11,340	11,340	9,647	10,398	0	942	0	942	0	11,340	0	0	0	188	01/20/2041	1.A
..38377T-3A-7	GOVERNMENT NATIONAL MORTGAGE A GINNIE MAE GNMA_11-28 4.000% 12/20/40		06/01/2023	Paydown		136,927	136,927	115,422	125,335	0	11,592	0	11,592	0	136,927	0	0	0	2,309	12/20/2040	1.A
..38379U-GR-1	GOVERNMENT NATIONAL MORTGAGE A GNMA_16-34 2.900% 01/16/58		06/01/2023	Paydown		14,527	14,527	13,085	13,336	0	1,191	0	1,191	0	14,527	0	0	0	176	01/16/2058	1.A
0109999999. Subtotal - Bonds - U.S. Governments								2,305,290	2,305,016	2,148,155	2,212,765	0	92,824	0	2,305,587	0	(298)	(298)	73,720	XXX	XXX
..226775-AF-1	CROATIA (REPUBLIC OF) 5.500% 04/04/23	C	04/04/2023	Maturity		5,000,000	5,000,000	4,843,750	4,994,557	0	5,443	0	5,443	0	5,000,000	0	0	0	137,500	04/04/2023	2.A FE
..Y7276L-DC-9	KAZAKHSTAN (REPUBLIC OF) 3.875% 10/14/24	C	04/06/2023	LLC		5,010,000	5,000,000	4,670,000	4,926,799	0	10,840	0	10,840	0	4,937,639	0	72,361	72,361	95,260	10/14/2024	2.C FE
0309999999. Subtotal - Bonds - All Other Governments								10,010,000	10,000,000	9,513,750	9,921,356	0	16,283	0	9,937,639	0	72,361	72,361	232,760	XXX	XXX
..04248N-AA-1	ARMY HAWAII FAMILY HOUSING TRU 5.524% 06/15/50		06/15/2023	Redemption	100.0000	25,876	25,876	23,578	24,050	0	1,826	0	1,826	0	25,876	0	0	0	715	06/15/2050	1.D FE
..04248P-AA-6	ARMY HAWAII FAMILY HOUSING TRU 144A 5.624% 06/15/50		06/15/2023	Redemption	100.0000	35,700	35,700	33,589	34,029	0	1,671	0	1,671	0	35,700	0	0	0	1,004	06/15/2050	1.D FE
..048677-AC-2	ATLANTIC MARINE CORPS COMMUNIT 5.373% 12/01/50		06/01/2023	Various		73,521	73,521	64,412	66,032	0	7,490	0	7,490	0	73,521	0	0	0	1,975	12/01/2050	2.B FE
..134011-AA-3	CAMP PENDELTONQUANTICO 144A 5.937% 10/01/43		04/12/2023	Various		300,000	300,000	304,419	303,428	0	(22)	0	(22)	0	303,407	0	(3,407)	(3,407)	8,906	10/01/2043	2.B
..14069B-AA-2	CAPMARK MILITARY HOUSING TRUST 2007-AETC A1 144A 5.746% 02/10/52		06/10/2023	Various		34,665	34,665	34,770	34,745	0	(81)	0	(81)	0	34,665	0	0	0	830	02/10/2052	2.C
..29270C-L4-5	ENERGY NORTHWEST ENERGY NORTHWEST WASH ELEC REV 3.843% 07/01/38		05/31/2023	Call	100.1589	3,004,768	3,000,000	3,000,000	3,000,000	0	0	0	0	0	3,000,000	0	0	0	110,450	07/01/2038	1.C FE
..29270C-YU-3	ENERGY NORTHWEST ENERGY NORTHWEST WASH ELEC REV 3.503% 07/01/26		04/13/2023	Oppenheimer & Co		564,439	580,000	580,000	580,000	0	0	0	0	0	580,000	0	(15,561)	(15,561)	16,141	07/01/2026	1.C FE
..3128MC-GD-1	FREDDIE MAC GOLD POOL # G13596 4.000% 07/01/24		06/01/2023	Paydown		7,828	7,828	8,054	7,887	0	(59)	0	(59)	0	7,828	0	0	0	129	07/01/2024	1.A
..3136A1-N9-2	FANNIE MAE FNMA_11-114 3.500% 11/25/41		06/01/2023	Paydown		89,115	89,115	83,455	86,034	0	3,081	0	3,081	0	89,115	0	0	0	1,293	11/25/2041	1.A
..3136A1-UL-7	FANNIE MAE FNMA_11-108 AZ 4.000% 10/25/41		06/01/2023	Paydown		346,162	346,162	338,988	341,765	0	4,397	0	4,397	0	346,162	0	0	0	6,492	10/25/2041	1.A
..3136A4-GW-3	FANNIE MAE FNMA_12-20 FANNIE MAE FNMA_12-20 3.500% 03/25/42		06/01/2023	Paydown		29,470	29,470	28,119	28,723	0	748	0	748	0	29,470	0	0	0	450	03/25/2042	1.A
..3136AL-H3-8	FNR_14-79 FANNIE MAE FNR_14-79 3.000%		06/01/2023	Paydown		24,267	24,267	23,914	24,091	0	176	0	176	0	24,267	0	0	0	299	09/25/2044	1.A
..3137A1-BV-4	FREDDIE MAC FHLMC 3718 4.000% 08/15/30		06/01/2023	Paydown		75,181	75,181	76,379	75,446	0	(265)	0	(265)	0	75,181	0	0	0	1,259	08/15/2030	1.A

E05.1

STATEMENT AS OF JUNE 30, 2023 OF GENWORTH LIFE INSURANCE COMPANY

SCHEDULE D - PART 4

Show All Long-Term Bonds and Stock Sold, Redeemed or Otherwise Disposed of During the Current Quarter

1	2	3	4	5	6	7	8	9	10	Change In Book/Adjusted Carrying Value					16	17	18	19	20	21	22
										11	12	13	14	15							
CUSIP Identification	Description	Foreign	Disposal Date	Name of Purchaser	Number of Shares of Stock	Consideration	Par Value	Actual Cost	Prior Year Book/Adjusted Carrying Value	Unrealized Valuation Increase/(Decrease)	Current Year's (Amortization)/Accretion	Current Year's Other Than Temporary Impairment Recognized	Total Change in Book/Adjusted Carrying Value (11 + 12 - 13)	Total Foreign Exchange Change in Book /Adjusted Carrying Value	Book/Adjusted Carrying Value at Disposal Date	Foreign Exchange Gain (Loss) on Disposal	Realized Gain (Loss) on Disposal	Total Gain (Loss) on Disposal	Bond Interest/Stock Dividends Received During Year	Stated Contractual Maturity Date	NAIC Designation, NAIC Designation Modifier and SVO Administrative Symbol
..313744-5X-1	FREDDIE MAC FHLIC 3778 4.000% 12/15/40		06/01/2023	Paydown		65,328	65,328	55,648	60,326	0	5,002	0	5,002	0	65,328	0	0	0	1,083	12/15/2040	1.A
..313745-AE-6	FREDDIE MAC FHLIC 3793 FREDDIE MAC FHLIC_3793 4.000% 01/15/41		06/01/2023	Paydown		14,222	14,222	14,117	14,147	0	.76	0	.76	0	14,222	0	0	0	.237	01/15/2041	1.A
..3137AC-M6-3	FREDDIE MAC FHLIC 11-3878 FREDDIE MAC FHLIC_11-3878 4.500% 04/15/41		06/01/2023	Paydown		169,156	169,156	184,973	175,492	0	(6,336)	0	(6,336)	0	169,156	0	0	0	3,017	04/15/2041	1.A
..3137AD-R5-8	FREDDIE MAC FHLIC 3887 4.000% 07/15/41		06/01/2023	Paydown		330,435	330,435	295,601	312,797	0	17,639	0	17,639	0	330,435	0	0	0	5,354	07/15/2041	1.A
..3137AD-SN-8	FREDDIE MAC FHLIC 3889 4.000% 07/15/41		04/27/2023	Various		(18,339)	(18,339)	(17,869)	(18,322)	0	.402	0	.402	0	(17,921)	0	(418)	(418)	12,797	07/15/2041	1.A
..3137AD-SN-8	FREDDIE MAC FHLIC 3889 4.000% 07/15/41		04/01/2023	Paydown		19,024	19,024	17,869	18,322	0	.702	0	.702	0	19,024	0	0	0	4,522	07/15/2041	1.A
..3137AF-SY-9	FREDDIE MAC FHLIC 3919 FREDDIE MAC FHLIC_3919 4.000% 09/15/41		06/01/2023	Paydown		577,845	577,845	558,465	567,072	0	10,774	0	10,774	0	577,845	0	0	0	10,090	09/15/2041	1.A
..3137BA-HR-0	FREDDIE MAC FHLIC 13-4247 3.000% 03/15/43		06/01/2023	Paydown		3	3	3	3	0	0	0	0	0	3	0	0	0	0	03/15/2043	1.A
..3137BL-XK-9	FREDDIE MAC FHLIC 15-4531 3.500% 11/15/45		06/01/2023	Paydown		46,974	46,974	48,596	48,281	0	(1,307)	0	(1,307)	0	46,974	0	0	0	.700	11/15/2045	1.A
..3137GA-2S-5	FREDDIE MAC FHLIC 3730 4.500% 09/15/40		06/01/2023	Paydown		72,700	72,700	78,118	75,334	0	(2,634)	0	(2,634)	0	72,700	0	0	0	1,356	09/15/2040	1.A
..3137GA-JM-0	FREDDIE MAC FHLIC 3748 4.000% 10/15/40		06/01/2023	Paydown		121,181	121,181	120,954	120,976	0	205	0	205	0	121,181	0	0	0	1,987	10/15/2040	1.A
..3137GA-R2-5	FREDDIE MAC FHLIC 3740 4.000% 10/15/40		06/01/2023	Paydown		35,738	35,738	35,325	35,523	0	215	0	215	0	35,738	0	0	0	598	10/15/2040	1.A
..31392B-6U-5	FNGT 02-T4 2002-T4 A2 7.000% 12/25/41		06/01/2023	Paydown		13,739	13,739	14,096	13,853	0	(114)	0	(114)	0	13,739	0	0	0	.410	12/25/2041	1.A
..31392C-R3-0	FNMA 02-26 2002-26 A1 7.000% 01/25/48		06/01/2023	Paydown		23,172	23,172	23,759	23,354	0	(182)	0	(182)	0	23,172	0	0	0	.736	01/25/2048	1.A
..31393B-U5-2	FNW 03-6 2003-W6 2A4 5.204% 09/25/42		06/01/2023	Paydown		75,859	75,859	74,931	75,333	0	526	0	526	0	75,859	0	0	0	1,660	09/25/2042	1.A
..31393C-FD-0	FANNIE MAE FNMA 03-34 2.261% 01/25/48		06/01/2023	Paydown		22,635	22,635	22,069	22,105	0	530	0	530	0	22,635	0	0	0	.211	01/25/2048	1.A
..31393C-W5-8	FNW 03-W8 2003-W8 1A4 4.780% 12/25/42		06/01/2023	Paydown		42,912	42,912	42,481	42,653	0	259	0	259	0	42,912	0	0	0	.813	12/25/2042	1.A
..31393D-VR-9	FANNIE MAE FNMA 03-61 AGENCY CMO 03-61 5.000% 08/25/33		06/01/2023	Paydown		34,826	34,826	34,673	34,694	0	132	0	132	0	34,826	0	0	0	.724	08/25/2033	1.A
..31393U-PS-6	FNMA 03-117 2003-117 KB 6.000% 12/25/33		06/01/2023	Paydown		199,438	199,438	209,410	201,868	0	(2,430)	0	(2,430)	0	199,438	0	0	0	4,565	12/25/2033	1.A
..31393X-3L-9	FNW 04-W4 FANNIEMAE WHOLE LOAN FNW_04-W4 5.500% 06/25/34		06/01/2023	Paydown		77,231	77,231	81,527	79,175	0	(1,944)	0	(1,944)	0	77,231	0	0	0	1,618	06/25/2034	1.A
..31393Y-VK-0	FANNIEMAE WHOLE LOAN FNMA 04-W 05/25/34		06/01/2023	Paydown		197,123	197,123	207,699	201,071	0	(3,948)	0	(3,948)	0	197,123	0	0	0	4,966	05/25/2034	1.B FE
..31394C-US-9	FANNIE MAE FNMA 05-15 5.500% 03/25/35 FHLIC 2676 AGENCY CMO 2676 4.500% 09/15/33		06/01/2023	Paydown		37,091	37,091	37,826	37,330	0	(239)	0	(239)	0	37,091	0	0	0	.865	03/25/2035	1.A
..31394J-LN-5	FREDDIE MAC FHLIC 2766 5.000% 03/15/34		06/01/2023	Paydown		38,225	38,225	34,213	36,337	0	1,888	0	1,888	0	38,225	0	0	0	.645	09/15/2033	1.A
..31394R-TP-4	FANNIE MAE FNMA 05-106 4.500% 12/25/35		06/01/2023	Paydown		4,499	4,499	4,158	4,319	0	179	0	179	0	4,499	0	0	0	.84	12/25/2035	1.A
..31395B-Y8-0	FANNIE MAE ACES FNA 06-M1 2006-M1 Z 03/25/36		06/01/2023	Paydown		51,407	51,407	50,590	50,801	0	605	0	605	0	51,407	0	0	0	1,189	03/25/2036	1.A
..31395J-HV-1	FHLIC 2882 5.000% 11/15/34		06/01/2023	Paydown		24,556	24,556	23,613	24,128	0	428	0	428	0	24,556	0	0	0	.512	11/15/2034	1.A
..31395P-BA-9	FREDDIE MAC FHLIC 2931 5.000% 02/15/35		06/01/2023	Paydown		1,731	1,731	1,687	1,706	0	.26	0	.26	0	1,731	0	0	0	.37	02/15/2035	1.A
..31395W-X6-9	FREDDIE MAC FHLIC 3012 4.500% 08/15/35		06/01/2023	Paydown		2,972	2,972	2,954	2,960	0	.13	0	.13	0	2,972	0	0	0	.56	08/15/2035	1.A
..31396H-HT-9	FREDDIE MAC FHLIC 3114 5.000% 02/15/36		06/01/2023	Paydown		9,424	9,424	9,040	9,222	0	202	0	202	0	9,424	0	0	0	.203	02/15/2036	1.A
..31396Q-KB-4	FANNIE MAE FNMA 09-51 4.500% 07/25/39		06/01/2023	Paydown		2,446	2,446	2,187	2,289	0	157	0	157	0	2,446	0	0	0	.46	07/25/2039	1.A
..31396Q-NB-1	FANNIE MAE FNMA 09-55 5.000% 07/25/39		06/01/2023	Paydown		24,737	24,737	24,180	24,461	0	276	0	276	0	24,737	0	0	0	.517	07/25/2039	1.A
..31396R-KJ-5	FREDDIE MAC FHLIC 3153 5.000% 05/15/36		06/01/2023	Paydown		17,723	17,723	16,262	16,461	0	1,461	0	1,461	0	17,723	0	0	0	.360	05/15/2036	1.A
..31396Q-FY-4	FREDDIE MAC FHLIC 3169 5.000% 06/15/36		06/01/2023	Paydown		133,134	133,134	111,049	122,622	0	10,512	0	10,512	0	133,134	0	0	0	3,275	06/15/2036	1.A
..31397A-RM-7	FREDDIE MAC FHLIC 3203 5.000% 08/15/36		06/01/2023	Paydown		11,732	11,732	11,525	11,608	0	125	0	125	0	11,732	0	0	0	.239	08/15/2036	1.A
..31397J-JR-7	FREDDIE MAC FHLIC 3351 5.000% 07/15/37		06/01/2023	Paydown		39,847	39,847	40,027	39,903	0	(56)	0	(56)	0	39,847	0	0	0	.932	07/15/2037	1.A
..31397Q-ZB-3	FANNIE MAE FNMA 10-147 4.000% 01/25/26		06/01/2023	Paydown		34,240	34,240	33,326	34,062	0	177	0	177	0	34,240	0	0	0	.571	01/25/2026	1.A
..31397Q-ZR-8	FANNIE MAE FNMA 2010-158 Z 4.000% 01/25/41		06/01/2023	Paydown		51,011	51,011	49,842	50,241	0	769	0	769	0	51,011	0	0	0	.804	01/25/2041	1.A
..31397Q-PB-8	FANNIE MAE FNMA 11-12 FANNIE MAE FNMA_11-12 3.500% 02/25/41		06/01/2023	Paydown		341,453	341,453	322,918	331,868	0	9,586	0	9,586	0	341,453	0	0	0	4,974	02/25/2041	1.A

E05.2

STATEMENT AS OF JUNE 30, 2023 OF GENWORTH LIFE INSURANCE COMPANY

SCHEDULE D - PART 4

Show All Long-Term Bonds and Stock Sold, Redeemed or Otherwise Disposed of During the Current Quarter

1	2	3	4	5	6	7	8	9	10	Change In Book/Adjusted Carrying Value					16	17	18	19	20	21	22
										11	12	13	14	15							
CUSIP Ident- ification	Description	For- eign	Disposal Date	Name of Purchaser	Number of Shares of Stock	Consid- eration	Par Value	Actual Cost	Prior Year Book/ Adjusted Carrying Value	Unrealized Valuation Increase/ (Decrease)	Current Year's (Amor- tization)/ Accretion	Current Year's Other Than Temporary Impairment Recogn- ized	Total Change in Book/ Adjusted Carrying Value (11 + 12 - 13)	Total Foreign Exchange Change in Book /Adjusted Carrying Value	Book/ Adjusted Carrying Value at Disposal Date	Foreign Exchange Gain (Loss) on Disposal	Realized Gain (Loss) on Disposal	Total Gain (Loss) on Disposal	Bond Interest/ Stock Dividends Received During Year	Stated Con- tractual Maturity Date	NAIC Desig- nation, NAIC Desig- nation Modifier and SVO Admini- strative Symbol
..313970-PL-6	FANNIE MAE FNMA 11-12 4.000% 02/25/41		06/01/2023	Paydown		83,876	83,876	74,095	78,437	0	5,439	0	5,439	0	83,876	0	0	0	1,380	02/25/2041	1.A
..313970-XA-1	FANNIE MAE FNMA 11-15 4.000% 03/25/41		06/01/2023	Paydown		201,102	201,102	179,423	189,808	0	11,294	0	11,294	0	201,102	0	0	0	3,333	03/25/2041	1.A
..313970-XE-3	FANNIE MAE FNMA 11-15 4.000% 03/25/41		06/01/2023	Paydown		61,711	61,711	53,584	56,848	0	4,863	0	4,863	0	61,711	0	0	0	1,030	03/25/2041	1.A
..313970-Z5-0	FANNIE MAE FNMA 10-147 4.000% 01/25/41		06/01/2023	Paydown		7,541	7,541	6,212	6,723	0	818	0	818	0	7,541	0	0	0	122	01/25/2041	1.A
..31397S-AN-4	FANNIE MAE FNMA 11-16 5.000% 07/25/39		06/01/2023	Paydown		114,603	114,603	114,075	114,165	0	438	0	438	0	114,603	0	0	0	2,397	07/25/2039	1.A
..31397S-WB-6	FANNIE MAE FNMA 11-39 4.000% 05/25/41		06/01/2023	Paydown		12,975	12,975	13,536	13,410	0	(435)	0	(435)	0	12,975	0	0	0	210	05/25/2041	1.A
..31397T-2F-8	FREDDIE MAC FHLIC 3438 AGENCY CMO 5.000% 04/15/38		06/01/2023	Paydown		17,054	17,054	16,818	16,920	0	134	0	134	0	17,054	0	0	0	353	04/15/2038	1.A
..31397U-4L-0	FANNIE MAE FNMA 11-67 4.000% 07/25/41		06/01/2023	Paydown		184,309	184,309	163,162	173,026	0	11,283	0	11,283	0	184,309	0	0	0	3,121	07/25/2041	1.A
..31397U-BY-4	FANNIE MAE FNMA 11-38 4.000% 05/25/41		06/01/2023	Paydown		50,659	50,659	54,521	53,462	0	(2,803)	0	(2,803)	0	50,659	0	0	0	789	05/25/2041	1.A
..31397U-DU-0	FANNIE MAE FNMA 11-47 4.000% 06/25/41		06/01/2023	Paydown		470,932	470,932	438,050	454,899	0	16,033	0	16,033	0	470,932	0	0	0	7,748	06/25/2041	1.A
..31397U-PZ-6	FANNIE MAE FNMA 11-56 5.000% 09/25/40		06/01/2023	Paydown		22,815	22,815	23,027	22,859	0	168	0	168	0	23,027	0	0	0	492	09/25/2040	1.A
..31397W-JU-0	FREDDIE MAC FHLIC 3476 5.500% 07/15/38		06/01/2023	Paydown		89,083	89,083	89,777	89,396	0	(313)	0	(313)	0	89,083	0	0	0	2,102	07/15/2038	1.A
..31398E-CA-0	FREDDIE MAC FHLIC 3547 WHOLE CMO 4.500% 06/15/29		06/01/2023	Paydown		28,818	28,818	27,585	28,401	0	417	0	417	0	28,818	0	0	0	531	06/15/2029	1.A
..31398E-E9-1	FREDDIE MAC FHR 3538 AGENCY CMO 3538H 4.500% 06/15/29		06/01/2023	Paydown		32,767	32,767	31,119	32,245	0	523	0	523	0	32,767	0	0	0	603	06/15/2029	1.A
..31398E-K9-4	FREDDIE MAC FHLIC 3556 AGENCY CMO 3556 5.000% 07/15/37		06/01/2023	Paydown		132,203	132,203	129,046	130,614	0	1,588	0	1,588	0	132,203	0	0	0	2,905	07/15/2037	1.A
..31398F-2F-7	FANNIE MAE FNMA 09-89 4.500% 11/25/39		06/01/2023	Paydown		7,535	7,535	6,892	7,133	0	402	0	402	0	7,535	0	0	0	141	11/25/2039	1.A
..31398F-W9-8	FANNIE MAE FNMA 09-89 5.410% 05/25/35		06/01/2023	Paydown		15,053	15,053	16,023	15,146	0	(93)	0	(93)	0	15,053	0	0	0	346	05/25/2035	1.A
..31398F-Y8-8	FANNIE MAE FNMA 09-89 4.500% 11/25/39		06/01/2023	Paydown		7,535	7,535	6,939	7,163	0	372	0	372	0	7,535	0	0	0	141	11/25/2039	1.A
..31398F-YE-5	FANNIE MAE FNMA 09-93 4.500% 11/25/39		06/01/2023	Paydown		32,800	32,800	30,544	31,353	0	1,447	0	1,447	0	32,800	0	0	0	616	11/25/2039	1.A
..31398G-AC-3	FANNIE MAE FNMA 09-104A 4.500% 12/25/39		06/01/2023	Paydown		6,372	6,372	5,845	6,035	0	337	0	337	0	6,372	0	0	0	120	12/25/2039	1.A
..31398G-BF-5	FANNIE MAE FNMA 09-102 4.500% 12/25/39		06/01/2023	Paydown		48,278	48,278	43,974	45,584	0	2,694	0	2,694	0	48,278	0	0	0	906	12/25/2039	1.A
..31398G-BH-1	FANNIE MAE FNMA 09-102 4.500% 12/25/39		06/01/2023	Paydown		20,768	20,768	19,123	19,705	0	1,063	0	1,063	0	20,768	0	0	0	390	12/25/2039	1.A
..31398G-D7-1	FANNIE MAE FNMA 10-6 5.000% 02/25/40		06/01/2023	Paydown		176,192	176,192	169,617	172,968	0	3,223	0	3,223	0	176,192	0	0	0	3,607	02/25/2040	1.A
..31398G-FS-3	FANNIE MAE FNMA 09-105 5.000% 12/25/39		06/01/2023	Paydown		114,925	114,925	112,391	113,441	0	1,485	0	1,485	0	114,925	0	0	0	2,390	12/25/2039	1.A
..31398G-GT-0	FANNIE MAE FNMA 09-98 4.500% 12/25/39		06/01/2023	Paydown		2,219	2,219	2,133	2,159	0	60	0	60	0	2,219	0	0	0	42	12/25/2039	1.A
..31398G-J2-6	FANNIE MAE FNMA 10-5 5.000% 02/25/40		06/01/2023	Paydown		16,450	16,450	15,691	16,045	0	405	0	405	0	16,450	0	0	0	343	02/25/2040	1.A
..31398G-NZ-8	FANNIE MAE FNMA 09-108 5.000% 01/25/40		06/01/2023	Paydown		294,380	294,380	285,792	288,939	0	5,440	0	5,440	0	294,380	0	0	0	4,932	01/25/2040	1.A
..31398G-TN-9	FANNIE MAE FNMA 09-109 4.500% 01/25/40		06/01/2023	Paydown		7,560	7,560	6,918	7,165	0	396	0	396	0	7,560	0	0	0	141	01/25/2040	1.A
..31398G-XM-6	FANNIE MAE FNMA 09-107 5.000% 01/25/40		06/01/2023	Paydown		12,271	12,271	11,952	12,055	0	216	0	216	0	12,271	0	0	0	257	01/25/2040	1.A
..31398G-Z5-1	FANNIE MAE FNMA 10-10 4.500% 02/25/40		06/01/2023	Paydown		28,225	28,225	26,898	26,895	0	1,330	0	1,330	0	28,225	0	0	0	568	02/25/2040	1.A
..31398J-XX-6	FREDDIE MAC FHLIC 3571 5.500% 09/15/39		06/01/2023	Paydown		7,909	7,909	8,004	7,955	0	(45)	0	(45)	0	7,909	0	0	0	183	09/15/2039	1.A
..31398K-4E-7	FREDDIE MAC FHLIC 3588 5.000% 10/15/49		06/01/2023	Paydown		34,918	34,918	34,346	34,497	0	420	0	420	0	34,918	0	0	0	861	10/15/2049	1.A
..31398K-DJ-6	FREDDIE MAC FHLIC 3587 FREDDIE MAC FHLIC 3587 4.500% 05/15/39		04/01/2023	Paydown		20,546	20,546	21,859	20,573	0	(27)	0	(27)	0	20,546	0	0	0	308	05/15/2039	1.A
..31398K-Q0-8	FREDDIE MAC FHLIC 3595 4.500% 11/15/39		06/01/2023	Paydown		53,899	53,899	48,480	51,311	0	2,588	0	2,588	0	53,899	0	0	0	1,007	11/15/2039	1.A
..31398L-PM-4	FREDDIE MAC FHLIC 3606 5.000% 04/15/36		06/01/2023	Paydown		12,415	12,415	12,257	12,314	0	101	0	101	0	12,415	0	0	0	247	04/15/2036	1.A
..31398L-SL-3	FREDDIE MAC FHLIC 3611 5.000% 12/15/39		06/01/2023	Paydown		84,772	84,772	82,965	83,837	0	936	0	936	0	84,772	0	0	0	1,770	12/15/2039	1.A
..31398L-VK-1	FREDDIE MAC FHLIC 3628 5.000% 01/15/40		06/01/2023	Paydown		121,059	121,059	116,738	118,828	0	2,231	0	2,231	0	121,059	0	0	0	2,333	01/15/2040	1.A
..31398L-X4-5	FREDDIE MAC FHLIC 3622 4.500% 01/15/40		06/01/2023	Paydown		122,728	122,728	117,099	120,150	0	2,577	0	2,577	0	122,728	0	0	0	2,324	01/15/2040	1.A
..31398M-2V-7	FANNIE MAE FNMA 10-34 4.500% 04/25/40		06/01/2023	Paydown		2,901	2,901	2,784	2,824	0	76	0	76	0	2,901	0	0	0	54	04/25/2040	1.A
..31398M-EB-8	FANNIE MAE 4.500% 03/25/40		05/05/2023	Various		(37,993)	(37,967)	(36,448)	(37,262)	0	259	0	259	0	(37,004)	0	(590)	(590)	13,691	03/25/2040	1.A
..31398M-EB-8	FANNIE MAE 4.500% 03/25/40		04/01/2023	Paydown		37,967	37,967	36,448	37,262	0	705	0	705	0	37,967	0	0	0	5,138	03/25/2040	1.A
..31398M-VK-9	FANNIE MAE FNMA 10-21 5.000% 03/25/40		06/01/2023	Paydown		156,421	156,421	157,595	156,612	0	(191)	0	(191)	0	156,421	0	0	0	3,311	03/25/2040	1.A

STATEMENT AS OF JUNE 30, 2023 OF GENWORTH LIFE INSURANCE COMPANY

SCHEDULE D - PART 4

Show All Long-Term Bonds and Stock Sold, Redeemed or Otherwise Disposed of During the Current Quarter

1	2	3	4	5	6	7	8	9	10	Change In Book/Adjusted Carrying Value					16	17	18	19	20	21	22
										11	12	13	14	15							
CUSIP Identification	Description	Foreign	Disposal Date	Name of Purchaser	Number of Shares of Stock	Consideration	Par Value	Actual Cost	Prior Year Book/Adjusted Carrying Value	Unrealized Valuation Increase/(Decrease)	Current Year's (Amortization)/Accretion	Current Year's Other Than Temporary Impairment Recognized	Total Change in Book/Adjusted Carrying Value (11 + 12 - 13)	Total Foreign Exchange Change in Book /Adjusted Carrying Value	Book/Adjusted Carrying Value at Disposal Date	Foreign Exchange Gain (Loss) on Disposal	Realized Gain (Loss) on Disposal	Total Gain (Loss) on Disposal	Bond Interest/Stock Dividends Received During Year	Stated Contractual Maturity Date	NAIC Designation, NAIC Designation Modifier and SVO Administrative Symbol
..31398W-ZH-2	FANNIE MAE FNMA 10-23 5.000% 03/25/40		06/01/2023	Paydown		254,525	254,525	246,481	250,081	0	4,444	0	4,444	0	254,525	0	0	0	5,279	03/25/2040	1.A
..31398N-A5-3	FANNIE MAE FNMA 10-119 4.500% 10/25/40		06/01/2023	Paydown		22,567	22,567	22,992	22,765	0	(198)	0	(198)	0	22,567	0	0	0	421	10/25/2040	1.A
..31398N-BK-9	FANNIE MAE FNMA 10-102 4.500% 07/25/40		06/01/2023	Paydown		8,293	8,293	8,293	8,293	0	0	0	0	0	8,293	0	0	0	154	07/25/2040	1.A
..31398N-MZ-4	FANNIE MAE FNMA 10-114 4.000% 10/25/40		06/01/2023	Paydown		3,343	3,343	3,272	3,296	0	47	0	47	0	3,343	0	0	0	56	10/25/2040	1.A
..31398P-3N-7	FANNIE MAE FNMA 10-39 4.500% 05/25/40		06/01/2023	Paydown		71,259	71,259	68,620	69,970	0	1,289	0	1,289	0	71,259	0	0	0	1,330	05/25/2040	1.A
..31398P-CF-4	FANNIE MAE FNMA 10-33 4.500% 04/25/40		06/01/2023	Paydown		166,119	166,119	158,436	162,619	0	3,500	0	3,500	0	166,119	0	0	0	3,177	04/25/2040	1.A
..31398P-PQ-6	FANNIE MAE FNMA 10-47 5.000% 05/25/40		06/01/2023	Paydown		21,011	21,011	20,748	20,851	0	160	0	160	0	21,011	0	0	0	440	05/25/2040	1.A
..31398P-O3-6	FANNIE MAE FNMA 10-50 4.500% 05/25/40		06/01/2023	Paydown		52,968	52,968	49,903	51,159	0	1,808	0	1,808	0	52,968	0	0	0	1,042	05/25/2040	1.A
..31398P-T6-6	FANNIE MAE FNMA 10-39 4.500% 05/25/40		06/01/2023	Paydown		9,312	9,312	9,722	9,560	0	(190)	0	(190)	0	9,312	0	0	0	175	05/25/2040	1.A
..31398P-V4-8	FANNIE MAE FNMA 10-39 4.500% 05/25/40		06/01/2023	Paydown		75,591	75,591	71,576	73,525	0	2,067	0	2,067	0	75,591	0	0	0	1,327	05/25/2040	1.A
..31398P-W9-6	FANNIE MAE FNMA 10-39 4.500% 05/25/40		06/01/2023	Paydown		93,028	93,028	88,059	89,881	0	3,148	0	3,148	0	93,028	0	0	0	1,742	05/25/2040	1.A
..31398P-Y3-7	FANNIE MAE FNMA 10-39 4.500% 05/25/40		06/01/2023	Paydown		138,511	138,511	126,338	132,652	0	5,860	0	5,860	0	138,511	0	0	0	2,584	05/25/2040	1.A
..31398Q-5V-5	FREDDIE MAC FHLMC 3669 4.500% 05/15/40		06/01/2023	Paydown		104,772	104,772	113,943	109,223	0	(4,450)	0	(4,450)	0	104,772	0	0	0	1,926	05/15/2040	1.A
..31398R-2P-9	FANNIE MAE FNMA 10-79 4.000% 07/25/40		06/01/2023	Paydown		3,216	3,216	2,907	3,018	0	198	0	198	0	3,216	0	0	0	46	07/25/2040	1.A
..31398R-SZ-4	FANNIE MAE FNMA 10-72 4.000% 07/25/40		06/01/2023	Paydown		50,920	50,920	47,690	49,242	0	1,678	0	1,678	0	50,920	0	0	0	831	07/25/2040	1.A
..31398R-6L-4	FANNIE MAE FNMA 10-72 4.500% 07/25/40		06/01/2023	Paydown		16,432	16,432	15,939	16,108	0	324	0	324	0	16,432	0	0	0	257	07/25/2040	1.A
..31398R-SA-4	FANNIE MAE FNMA 10-61 4.500% 06/25/40		06/01/2023	Paydown		12,881	12,881	12,454	12,598	0	282	0	282	0	12,881	0	0	0	242	06/25/2040	1.A
..31398S-2S-1	FANNIE MAE FNMA 10-152 4.000% 01/25/41		06/01/2023	Paydown		20,854	20,854	17,949	19,260	0	1,594	0	1,594	0	20,854	0	0	0	348	01/25/2041	1.A
..31398S-GF-4	FANNIE MAE FNMA 10-129 4.500% 11/25/40		06/01/2023	Paydown		125,208	125,208	116,299	120,040	0	5,168	0	5,168	0	125,208	0	0	0	1,934	11/25/2040	1.A
..31398S-GH-0	FANNIE MAE FNMA 10-129 4.000% 11/25/40		06/01/2023	Paydown		28,894	28,894	25,734	26,937	0	1,957	0	1,957	0	28,894	0	0	0	482	11/25/2040	1.A
..31398S-KG-7	FANNIE MAE FNMA 10-142 4.000% 12/25/40		06/01/2023	Paydown		3,500	3,500	3,241	3,336	0	164	0	164	0	3,500	0	0	0	58	12/25/2040	1.A
..31398S-PT-4	FANNIE MAE FNMA 10-137 4.000% 12/25/40		06/01/2023	Paydown		10,989	10,989	10,157	10,472	0	517	0	517	0	10,989	0	0	0	185	12/25/2040	1.A
..31398S-SD-6	FANNIE MAE FNMA 10-136 4.000% 12/25/40		06/01/2023	Paydown		10,610	10,610	9,808	10,109	0	502	0	502	0	10,610	0	0	0	176	12/25/2040	1.A
..31398T-6P-1	FANNIE MAE FNMA 10-108 4.000% 09/25/40		06/01/2023	Paydown		2,065	2,065	2,015	2,031	0	34	0	34	0	2,065	0	0	0	34	09/25/2040	1.A
..31398T-7G-0	FANNIE MAE FNMA 10-113 4.000% 10/25/40		06/01/2023	Paydown		263,004	263,004	266,350	263,832	0	(828)	0	(828)	0	263,004	0	0	0	4,320	10/25/2040	1.A
..31398T-FU-0	FANNIE MAE FNMA 10-76 4.500% 07/25/40		06/01/2023	Paydown		9,840	9,840	9,140	9,379	0	462	0	462	0	9,840	0	0	0	181	07/25/2040	1.A
..31398T-MW-8	FANNIE MAE FNMA 10-75 4.500% 07/25/40		06/01/2023	Paydown		80,175	80,175	79,877	79,898	0	276	0	276	0	80,175	0	0	0	1,382	07/25/2040	1.A
..31398T-XU-0	FANNIE MAE FNMA 10-90 4.000% 08/25/40		06/01/2023	Paydown		172,580	172,580	157,636	164,998	0	7,582	0	7,582	0	172,580	0	0	0	2,468	08/25/2040	1.A
..31398W-AA-9	FREDDIE MAC FHLMC 3624 5.000% 01/15/40		06/01/2023	Paydown		138,586	138,586	135,410	136,895	0	1,691	0	1,691	0	138,586	0	0	0	2,831	01/15/2040	1.A
..31398W-JC-9	FREDDIE MAC FHLMC 3635 4.500% 02/15/40		06/01/2023	Paydown		3,253	3,253	2,958	3,092	0	161	0	161	0	3,253	0	0	0	61	02/15/2040	1.A
..31413H-K7-2	FANNIE MAE POOL # 945918 7.500% 08/01/37		06/01/2023	Paydown		54	54	58	58	0	(4)	0	(4)	0	54	0	0	0	2	08/01/2037	1.A
..48503T-AA-5	KANSAS CITY MO INDL DEV AUTH G 5.242% 12/10/32		06/10/2023	Redemption	100.0000	219,258	219,258	219,258	219,258	0	0	0	0	0	219,258	0	0	0	4,792	12/10/2032	1.B
..604146-BM-1	MINNESOTA ST GEN FUND REV 5.077% 06/01/43		06/26/2023	Various		6,500,000	6,500,000	6,500,000	6,500,000	0	0	0	0	0	6,500,000	0	0	0	187,922	06/01/2043	1.B FE
..76116F-AB-3	RESOLUTION FUNDING CORP RFCSP STRIP PRINCIPAL 0.000% 01/15/30		06/08/2023	DEUTSCHE BANK SECURITIES INC.		18,870,500	25,000,000	9,590,502	17,904,668	0	376,573	0	376,573	0	18,281,241	0	589,259	589,259	0	01/15/2030	1.A
..76116F-AC-1	RESOLUTION FUNDING CORP 0.000% 04/15/30		06/08/2023	DEUTSCHE BANK SECURITIES INC.		7,466,100	10,000,000	3,779,145	7,057,535	0	149,658	0	149,658	0	7,207,193	0	258,907	258,907	0	04/15/2030	1.A
..79766D-RF-8	SAN FRANCISCO CALIF CITY & CNT SAN FRANCISCO CALIF CITY & CNT 5.000% 05/01/38		05/01/2023	Call	100.0000	3,000,000	3,000,000	2,981,675	2,983,836	0	234	0	234	0	2,984,070	0	15,930	15,930	75,000	05/01/2038	1.E FE
..832432-AK-4	SMITHSONIAN INSTITUTION 1.514% 09/01/26		04/13/2023	MARKETAXESS		678,120	750,000	750,000	750,000	0	0	0	0	0	750,000	0	(71,880)	(71,880)	7,128	09/01/2026	1.A FE
0909999999	Subtotal - Bonds - U.S. Special Revenues					49,190,045	57,935,059	35,980,103	47,706,772	0	706,271	0	706,271	0	48,413,036	0	772,240	772,240	606,400	XXX	XXX
..00184@-AA-4	AMAZON CTL AMAZON CTL - EUCLID 4.095% 06/30/39		06/30/2023	Redemption	100.0000		17,273	17,273	17,273	0	0	0	0	0	17,273	0	0	0	295	06/30/2039	1.E
..00191#-AA-3	AMAZON CTL AMAZON CTL - TUSCON 4.095% 08/31/39		06/30/2023	Redemption	100.0000		19,047	19,047	19,047	0	0	0	0	0	19,047	0	0	0	325	08/31/2039	1.E

STATEMENT AS OF JUNE 30, 2023 OF GENWORTH LIFE INSURANCE COMPANY

SCHEDULE D - PART 4

Show All Long-Term Bonds and Stock Sold, Redeemed or Otherwise Disposed of During the Current Quarter

1	2	3	4	5	6	7	8	9	10	Change In Book/Adjusted Carrying Value					16	17	18	19	20	21	22
										11	12	13	14	15							
CUSIP Identification	Description	For- eign	Disposal Date	Name of Purchaser	Number of Shares of Stock	Consid- eration	Par Value	Actual Cost	Prior Year Book/ Adjusted Carrying Value	Unrealized Valuation Increase/ (Decrease)	Current Year's (Amor- tization)/ Accretion	Current Year's Other Than Temporary Impairment Recogn- ized	Total Change in Book/ Adjusted Carrying Value (11 + 12 - 13)	Total Foreign Exchange Change in Book /Adjusted Carrying Value	Book/ Adjusted Carrying Value at Disposal Date	Foreign Exchange Gain (Loss) on Disposal	Realized Gain (Loss) on Disposal	Total Gain (Loss) on Disposal	Bond Interest/ Stock Dividends Received During Year	Stated Con- tractual Maturity Date	NAIC Desig- nation, NAIC Desig- nation Modifier and SVO Admini- strative Symbol
..001910-AA-5	AMAZON CTL AMAZON CTL - OKLAHOMA CITY 4.233% 09/30/39		06/30/2023	Redemption 100.0000		40,783	40,783	40,783	40,783	0	0	0	0	0	40,783	0	0	0	720	09/30/2039	1.E
..00193*-AA-5	AMAZON CTL AMAZON CTL - TULSA 4.233% 09/30/39		06/30/2023	Redemption 100.0000		42,642	42,642	42,642	42,642	0	0	0	0	0	42,642	0	0	0	752	09/30/2039	1.E
..00225#-AA-3	AMAZON CTL AMAZON CTL - GRAND RAPIDS 4.095% 09/30/39		06/30/2023	Redemption 100.0000		17,814	17,814	17,814	17,814	0	0	0	0	0	17,814	0	0	0	304	09/30/2039	1.E
..00842V-AS-2	AGATE BAY MORTGAGE LOAN TRUST Series 144A 3.792% 08/25/46		06/01/2023	Paydown STIFEL NICOLAUS AND CO INC		62,989	62,989	63,422	63,307	0	(318)	0	(318)	0	62,989	0	0	0	997	08/25/2046	1.A
..020002-AQ-4	ALLSTATE CORP 5.350% 06/01/33		04/12/2023	Redemption 100.0000		5,088,100	5,000,000	4,965,900	4,981,464	0	380	0	380	0	4,981,844	0	106,256	106,256	98,826	06/01/2033	1.G FE
..02376A-AA-7	AMERICAN AIRLINES 2017-2 CLASS AMERICAN AIRLINES 2017-2 CLASS 3.350% 10/15/29		04/15/2023	Redemption 100.0000		135,306	135,306	135,306	135,306	0	0	0	0	0	135,306	0	0	0	2,266	10/15/2029	2.A FE
..023771-S2-5	AMERICAN AIRLINES 2016-3 CLASS AMERICAN AIRLINES 2016-3 CLASS 3.250% 10/15/28		04/15/2023	Redemption 100.0000		123,211	123,211	123,211	123,211	0	0	0	0	0	123,211	0	0	0	2,002	10/15/2028	3.A FE
..037735-BZ-9	APPALACHIAN POWER CO 5.950% 05/15/33 ARBYS FUNDING LLC ARBYS_20-1A Series 144A		04/19/2023	KEYBANC CAPITAL MARKET		3,606,155	3,500,000	3,493,525	3,496,513	0	75	0	75	0	3,496,588	0	109,567	109,567	90,242	05/15/2033	2.A FE
..038779-AB-0	3.237% 07/30/50		04/30/2023	Paydown CITIGROUP GLOBAL MARKETS		10,000	10,000	10,058	10,038	0	(38)	0	(38)	0	10,000	0	0	0	162	07/30/2050	2.C FE
..042735-BF-6	ARROW ELECTRONICS INC 3.875% 01/12/28		04/20/2023	Redemption 100.0000		2,816,550	3,000,000	3,029,220	3,015,072	0	(899)	0	(899)	0	3,014,173	0	(197,623)	(197,623)	91,063	01/12/2028	2.C FE
..053611-AG-4	AVERY DENNISON CORP AVERY DENNISON CORP 3.350% 04/15/23		04/15/2023	Maturity		7,000,000	7,000,000	6,995,060	6,999,837	0	163	0	163	0	7,000,000	0	0	0	117,250	04/15/2023	2.B FE
..05377R-DA-9	AVIS BUDGET RENTAL CAR FUNDING Series 144A 4.730% 09/20/24		06/21/2023	Paydown		2,500,000	2,500,000	2,499,201	2,499,858	0	142	0	142	0	2,500,000	0	0	0	49,271	09/20/2024	2.B FE
..0553J0-AA-4	US GOVT-RECEIVABLE-BACKED TRUS BFC-NOR FED REC TR SER 2010A L 6.121% 02/01/33		05/10/2023	Various Redemption 100.0000		(42,922)	(42,922)	(43,302)	(43,129)	0	207	0	207	0	(42,922)	0	0	0	40,515	02/01/2033	1.D Z
..05590#-AA-9	BP CORPORATION NORTH AMERICA I 3.540% 11/15/32		06/15/2023	Redemption 100.0000		135,724	135,724	135,724	135,724	0	0	0	0	0	135,724	0	0	0	2,003	11/15/2032	1.F
..059165-EF-3	BALTIMORE GAS AND ELECTRIC CO BALTIMORE GAS AND ELECTRIC CO 3.350% 07/01/23		05/20/2023	Call 100.0000		5,000,000	5,000,000	4,997,850	4,999,878	0	93	0	93	0	4,999,972	0	28	28	148,424	07/01/2023	1.G FE
..07274N-BA-0	BAYER US FINANCE II LLC Series 144A 5.500% 07/30/35		04/24/2023	HSBC SECURITIES INC		6,223,403	6,235,000	6,235,000	6,235,000	0	0	0	0	0	6,235,000	0	(11,597)	(11,597)	253,383	07/30/2035	2.B FE
..08879*-AA-9	BFC HON FEDERAL RECEIVABLES TR BFC HON FEDERAL RECEIVABLES TR 6.139% 11/01/25		04/17/2023	Redemption 100.0000		1,564	1,564	1,564	1,564	0	0	0	0	0	1,564	0	0	0	0	11/01/2025	1.D
..08879*-AA-9	BFC HON FEDERAL RECEIVABLES TR BFC HON FEDERAL RECEIVABLES TR 6.139% 11/01/25		04/17/2023	Redemption 100.0000		2,376	2,376	2,376	2,376	0	0	0	0	0	2,376	0	0	0	2,100	11/01/2025	1.D Z
..08879*-AA-9	BFC HON FEDERAL RECEIVABLES TR BFC HON FEDERAL RECEIVABLES TR 6.139% 11/01/25		06/01/2023	Redemption 100.0000		209,825	209,825	209,825	209,825	0	0	0	0	0	209,825	0	0	0	5,374	11/01/2025	1.D
..08885*-AA-1	WALGREENS CTL WALGREENS CTL 5.210% 03/15/37		06/15/2023	Redemption 100.0000		47,738	47,738	47,738	47,738	0	0	0	0	0	47,738	0	0	0	1,044	03/15/2037	2.B
..12479R-AE-7	CAPITAL AUTOMOTIVE REIT CAUTO Series 144A 4.180% 04/15/47		06/15/2023	Paydown		23,719	23,719	23,716	23,718	0	1	0	1	0	23,719	0	0	0	415	04/15/2047	1.E FE
..125581-HA-9	CIT GROUP INC 3.929% 06/19/24		06/20/2023	Various		7,860,000	7,860,000	7,767,825	7,823,594	0	11,187	0	11,187	0	7,834,780	0	25,220	25,220	154,410	06/19/2024	2.B FE
..12563L-AN-7	CLF FUNDING VI LLC CLIF_20-3A 2.070% 2.080% 09/18/45		06/18/2023	Paydown		222,750	222,750	222,647	222,667	0	83	0	83	0	222,750	0	0	0	1,931	09/18/2045	1.F FE
..12563L-AS-6	CLF FUNDING VI LLC CLIF_20-3A 2.070% 10/18/45		06/18/2023	Paydown		80,000	80,000	79,984	79,987	0	13	0	13	0	80,000	0	0	0	681	10/18/2045	1.F FE
..12563L-AT-4	CLF FUNDING VI LLC CLIF_20-3A Series 144A 3.300% 10/18/45		06/18/2023	Paydown		168,000	168,000	167,930	167,944	0	56	0	56	0	168,000	0	0	0	2,281	10/18/2045	2.B FE
..12625K-AL-9	COMM_13-SFS COMM MORTGAGE TRUST COM_CRB AM 3.702% 06/10/46		06/01/2023	Paydown		20,000,000	20,000,000	20,597,112	20,007,227	0	(7,227)	0	(7,227)	0	20,000,000	0	0	0	344,754	06/10/2046	1.A

E05.5

STATEMENT AS OF JUNE 30, 2023 OF GENWORTH LIFE INSURANCE COMPANY

SCHEDULE D - PART 4

Show All Long-Term Bonds and Stock Sold, Redeemed or Otherwise Disposed of During the Current Quarter

1	2	3	4	5	6	7	8	9	10	Change In Book/Adjusted Carrying Value					16	17	18	19	20	21	22
										11	12	13	14	15							
CUSIP Identification	Description	For-foreign	Disposal Date	Name of Purchaser	Number of Shares of Stock	Consideration	Par Value	Actual Cost	Prior Year Book/Adjusted Carrying Value	Unrealized Valuation Increase/(Decrease)	Current Year's (Amortization)/Accretion	Current Year's Other Than Temporary Impairment Recognized	Total Change in Book/Adjusted Carrying Value (11 + 12 - 13)	Total Foreign Exchange Change in Book /Adjusted Carrying Value	Book/Adjusted Carrying Value at Disposal Date	Foreign Exchange Gain (Loss) on Disposal	Realized Gain (Loss) on Disposal	Total Gain (Loss) on Disposal	Bond Interest/Stock Dividends Received During Year	Stated Contractual Maturity Date	NAIC Designation, NAIC Designation Modifier and SVO Administrative Symbol
..12625U-AC-7	COMM_13-CR9 COMM MORTGAGE TRUST COMM_13-CR 4.413% 07/10/45		05/01/2023	Paydown		16,656,000	16,656,000	16,614,162	16,636,701	0	19,299	0	19,299	0	16,656,000	0	0	0	277,251	07/10/2045	1.A
..12648T-AA-7	CREDIT SUISSE MORTGAGE TRUST C CREDIT SUISSE MORTGAGE TRUST C 3.500% 07/25/44		06/01/2023	Paydown		17,021	17,021	17,170	17,122	0	(101)	0	(101)	0	17,021	0	0	0	262	07/25/2044	1.A
..126650-BC-3	CVS PASS-THROUGH TRUST 144A REG 5.880% 01/10/28		06/10/2023	Redemption 100.0000		307,686	307,686	282,191	299,253	0	8,433	0	8,433	0	307,686	0	0	0	7,543	01/10/2028	2.B
..12695*-AA-3	CVS HEALTH CORP 3.416% 10/10/38		06/10/2023	Redemption 100.0000		95,262	95,262	95,262	95,262	0	0	0	0	0	95,262	0	0	0	1,358	10/10/2038	2.B
..129890-AN-9	CALI MORTGAGE TRUST CALI_19-10 Series 144A 4.324% 03/10/39		04/06/2023	BANC OF AMERICA SECURITIES LLC		7,200,000	10,000,000	9,882,550	9,916,680	0	2,750	0	2,750	0	9,919,430	0	(2,719,430)	(2,719,430)	120,124	03/10/2039	1.C
..162665-AL-7	CHC COMMERCIAL MORTGAGE TRUST Series 144A 7.243% 06/15/34		06/15/2023	Paydown		960,506	960,506	960,506	960,506	0	0	0	0	0	960,506	0	0	0	32,701	06/15/2034	1.A
..165183-CH-5	CHESAPEAKE FUNDING II LLC CFII Series 144A 2.710% 09/15/31		06/15/2023	Paydown		6,000,000	6,000,000	5,998,996	5,999,083	0	917	0	917	0	6,000,000	0	0	0	73,379	09/15/2031	2.B FE
..172967-CC-3	CITIGROUP INC 6.000% 10/31/33		06/27/2023	Various		3,980,723	3,980,723	3,921,412	3,893,745	0	(849)	0	(849)	0	3,892,896	0	87,826	87,826	119,978	10/31/2033	2.B FE
..17322N-AA-2	CMULTI 2014-J1 A1 CITIGROUP MORTGAGE LOAN TRUST 3.500% 06/25/44		06/01/2023	Paydown		63,434	63,434	63,692	63,572	0	(138)	0	(138)	0	63,434	0	0	0	812	06/25/2044	1.A
..17322N-AK-0	CMULTI 2014-J1 A1 CITIGROUP MORTGAGE LOAN TRUST 3.626% 06/25/44		06/01/2023	Paydown		53,536	53,536	52,047	52,788	0	748	0	748	0	53,536	0	0	0	721	06/25/2044	1.A
..20030N-BH-3	COMCAST CORP COMCAST CORP 4.250% 01/15/33		06/06/2023	Various		9,642,750	10,000,000	10,157,000	10,095,361	0	(2,792)	0	(2,792)	0	10,092,569	0	(449,819)	(449,819)	349,444	01/15/2033	1.G FE
..200339-AJ-8	COMERICA BANK 7.875% 09/15/26		04/26/2023	MESIROU & COMPANY STIFEL NICOLAUS AND CO INC		9,769,400	10,000,000	11,205,900	10,315,260	0	(24,311)	0	(24,311)	0	10,290,950	0	(521,550)	(521,550)	487,813	09/15/2026	2.A FE
..200339-DX-4	COMERICA BANK 4.000% 07/27/25		05/03/2023	Various		1,745,000	2,000,000	1,987,940	1,996,422	0	455	0	455	0	1,996,877	0	(251,877)	(251,877)	61,778	07/27/2025	2.A FE
..200340-AT-4	COMERICA INCORPORATED 4.000% 02/01/29		04/27/2023	MESIROU & COMPANY J.P. MORGAN SECURITIES		4,273,850	5,000,000	4,981,250	4,987,714	0	594	0	594	0	4,988,308	0	(714,458)	(714,458)	150,000	02/01/2029	2.A FE
..209111-EB-5	CONSOLIDATED EDISON CO OF NEW 5.875% 04/01/33		04/18/2023	INC		7,239,960	7,000,000	6,959,120	6,977,660	0	479	0	479	0	6,978,140	0	261,820	261,820	227,330	04/01/2033	2.A FE
..21871X-AG-4	SUNAMERICA INC 3.900% 04/05/32		05/31/2023	Tax Free Exchange		4,993,315	5,000,000	4,992,600	4,993,057	0	258	0	258	0	4,993,315	0	0	0	127,833	04/05/2032	2.B FE
..21871X-AJ-8	SUNAMERICA INC 4.350% 04/05/42		05/31/2023	Tax Free Exchange		2,999,220	3,000,000	2,999,190	2,999,209	0	11	0	11	0	2,999,220	0	0	0	85,550	04/05/2042	2.B FE
..21871X-AN-9	SUNAMERICA INC Series 144A 6.875% 12/15/52		05/31/2023	Tax Free Exchange		9,553,830	10,000,000	9,547,500	9,473,240	0	80,590	0	80,590	0	9,553,830	0	0	0	317,014	12/15/2052	2.C FE
..233046-AF-8	DB MASTER FINANCE LLC DNKN_17- Series 144A 4.030% 11/20/47		05/20/2023	Paydown		25,000	25,000	25,000	25,000	0	0	0	0	0	25,000	0	0	0	504	11/20/2047	2.B FE
..233046-AS-0	DB MASTER FINANCE LLC DNKN_21- Series 144A 2.791% 11/20/51		05/22/2023	Paydown Redemption 100.0000		25,000	25,000	25,000	25,000	0	0	0	0	0	25,000	0	0	0	349	11/20/2051	2.B FE
..24380@-AB-4	DEER DISTRICT LLC 5.040% 06/01/44		06/01/2023	Paydown		365,987	365,987	365,987	365,987	0	0	0	0	0	365,987	0	0	0	9,223	06/01/2044	2.B PL
..250847-DU-1	DTE ELECTRIC CO 6.350% 10/15/32		04/18/2023	KEYBANC CAPITAL MARKET		10,754,000	10,000,000	10,557,400	10,306,920	0	(6,984)	0	(6,984)	0	10,299,937	0	454,063	454,063	326,319	10/15/2032	1.F FE
..25179M-BD-4	DEVON ENERGY CORPORATION 5.250% 10/15/27		04/04/2023	JANE STREET		650,169	650,000	646,037	646,688	0	159	0	159	0	646,847	0	3,322	3,322	16,209	10/15/2027	2.B FE
..25179M-BF-9	DEVON ENERGY CORPORATION 4.500% 01/15/30		04/04/2023	AMHERST		1,250,080	1,300,000	1,211,923	1,220,948	0	2,439	0	2,439	0	1,223,386	0	26,694	26,694	42,413	01/15/2030	2.B FE
..25755T-AH-3	DOMINOS PIZZA MASTER ISSUER LL Series 144A 4.118% 07/25/47		04/25/2023	Paydown		16,250	16,250	16,250	16,250	0	0	0	0	0	16,250	0	0	0	335	07/25/2047	2.A FE
..26209X-AA-9	DRIVEN BRANDS FUNDING LLC HONK Series 144A 3.786% 07/20/50		04/20/2023	Paydown		30,000	30,000	30,082	30,052	0	(52)	0	(52)	0	30,000	0	0	0	568	07/20/2050	2.C FE
..26209X-AC-5	DRIVEN BRANDS FUNDING LLC HONK Series 144A 3.237% 01/20/51		04/20/2023	Paydown		30,000	30,000	30,006	30,004	0	(4)	0	(4)	0	30,000	0	0	0	486	01/20/2051	2.C FE
..27326#-AC-0	EAST KENTUCKY PWR COOPERATIVE 4.450% 04/19/49		04/18/2023	Redemption 100.0000		333,333	333,333	333,333	333,333	0	0	0	0	0	333,333	0	0	0	7,417	04/19/2049	2.A
..286857-B#-3	SOUTH JERSEY IND INC ELIZABETHTOWN GAS CO 4.520% 12/20/58		04/05/2023	TENDER		10,000,000	10,000,000	10,000,000	10,000,000	0	0	0	0	0	10,000,000	0	0	0	131,833	12/20/2058	1.G
..286857-E#-0	ELIZABETHTOWN GAS CO 3.360% 06/15/51		04/05/2023	TENDER		3,000,000	3,000,000	3,000,000	3,000,000	0	0	0	0	0	3,000,000	0	0	0	30,800	06/15/2051	1.G

E05.6

STATEMENT AS OF JUNE 30, 2023 OF GENWORTH LIFE INSURANCE COMPANY

SCHEDULE D - PART 4

Show All Long-Term Bonds and Stock Sold, Redeemed or Otherwise Disposed of During the Current Quarter

1	2	3	4	5	6	7	8	9	10	Change In Book/Adjusted Carrying Value					16	17	18	19	20	21	22
										11	12	13	14	15							
CUSIP Identification	Description	For- eign	Disposal Date	Name of Purchaser	Number of Shares of Stock	Consid- eration	Par Value	Actual Cost	Prior Year Book/ Adjusted Carrying Value	Unrealized Valuation Increase/ (Decrease)	Current Year's (Amor- tization)/ Accretion	Current Year's Other Than Temporary Impairment Recogn- ized	Total Change in Book/ Adjusted Carrying Value (11 + 12 - 13)	Total Foreign Exchange Change in Book /Adjusted Carrying Value	Book/ Adjusted Carrying Value at Disposal Date	Foreign Exchange Gain (Loss) on Disposal	Realized Gain (Loss) on Disposal	Total Gain (Loss) on Disposal	Bond Interest/ Stock Dividends Received During Year	Stated Con- tractual Maturity Date	NAIC Desig- nation, NAIC Desig- nation Modifier and SVO Admini- strative Symbol
..29374F-AB-9	ENTERPRISE FLEET FINANCING LLC Series 144A 4.380% 07/20/29		06/20/2023	Paydown Redemption 100.0000		88,192	88,192	88,180	88,182	0	10	0	10	0	88,192	0	0	0	1,931	07/20/2029	1.A FE
..30288*-AD-2	FLNG LIQUEFACTION 2 LLC 4.280% 06/30/38		06/30/2023	Redemption 100.0000		79,100	79,100	79,100	79,100	0	0	0	0	0	79,100	0	0	0	1,693	06/30/2038	2.B FE
..30306V-A#-6	FLNG LIQUEFACTION 3 LLC 3.080% 06/30/39		06/30/2023	Redemption 100.0000		468,600	468,600	468,600	468,600	0	0	0	0	0	468,600	0	0	0	7,216	06/30/2039	2.C FE
..30306V-A#-8	FLNG LIQUEFACTION 3 LLC 4.360% 06/30/39		06/30/2023			102,000	102,000	102,000	102,000	0	0	0	0	0	102,000	0	0	0	2,224	06/30/2039	2.C FE
..33616C-AB-6	FIRST REPUBLIC BANK 4.375% 08/01/46		05/02/2023	SEAPORT GROUP		30,000	4,000,000	4,080,000	4,071,720	0	(628)	0	(628)	0	4,071,092	0	(4,041,092)	(4,041,092)	87,500	08/01/2046	4.C FE
..33616C-AC-4	FIRST REPUBLIC BANK 4.625% 02/13/47		04/25/2023	GOLDMAN SACHS & CO Redemption 100.0000		1,600,000	5,000,000	4,921,850	4,929,931	0	505	0	505	0	4,930,436	0	(3,330,433)	(3,330,433)	163,160	02/13/2047	4.C FE
..33632*-UQ-8	WELLS FARGO BK NORTHWEST 7.280% 01/10/24		06/10/2023			195,485	195,485	195,485	182,767	0	12,718	0	12,718	0	195,485	0	0	0	10,720	01/10/2024	2.B
..337738-BB-3	FISERV INC 2.250% 06/01/27		04/18/2023	WELLS FARGO BANK		5,418,060	6,000,000	5,996,040	5,997,474	0	164	0	164	0	5,997,638	0	(579,578)	(579,578)	52,125	06/01/2027	2.B FE
..33850B-AW-7	FLAGSTAR MORTGAGE TRUST FSMT_1 Series 144A 3.619% 03/25/47		06/01/2023	Paydown		45,135	45,135	44,931	44,950	0	185	0	185	0	45,135	0	0	0	689	03/25/2047	1.A
..33850R-AY-8	FLAGSTAR MORTGAGE TRUST FSMT_1 Series 144A 4.013% 10/25/47		06/01/2023	Paydown		24,693	24,693	25,307	25,206	0	(512)	0	(512)	0	24,693	0	0	0	458	10/25/2047	1.A
..33850T-AY-4	FLAGSTAR MORTGAGE TRUST FSMT_1 Series 144A 3.945% 03/25/48		06/01/2023	Paydown		20,826	20,826	20,819	20,812	0	14	0	14	0	20,826	0	0	0	342	03/25/2048	1.A
..34411Y-AA-5	FNA VI LLC FNH_21-1A Series 144A 1.350% 01/10/32		06/10/2023	Paydown		184,078	184,078	184,049	184,054	0	23	0	23	0	184,078	0	0	0	1,029	01/10/2032	1.F FE
..34417M-AB-3	FOCUS BRANDS FUNDING LLC FOCUS FOCUS BRANDS FUNDING LLC FOCUS 5.093% 04/30/47		04/30/2023	Paydown		20,000	20,000	20,000	20,000	0	0	0	0	0	20,000	0	0	0	509	04/30/2047	2.B FE
..34417O-AA-6	FOCUS BRANDS FUNDING LLC FOCUS Series 144A 5.184% 10/30/48		04/30/2023	Paydown		17,500	17,500	17,500	17,500	0	0	0	0	0	17,500	0	0	0	454	10/30/2048	2.B FE
..34959J-AG-3	FORTIVE CORP 3.150% 06/15/26		04/13/2023	BARCLAYS CAPITAL INC Redemption 100.0000		9,557,200	10,000,000	10,024,552	10,009,269	0	(880)	0	(880)	0	10,008,389	0	(451,189)	(451,189)	106,750	06/15/2026	2.B FE
..35877*-AA-0	FRISCO HQ OPERATIONS LLC FRISCO HQ OPERATIONS LLC 4.130% 12/15/37		06/15/2023			103,544	103,544	103,544	103,544	0	0	0	0	0	103,544	0	0	0	2,138	12/15/2037	2.C PL
..360271-AJ-9	FULTON FINL CORP FULTON FINANCIAL CORP 4.500% 11/15/24		06/08/2023	KEYBANC CAPITAL MARKET		3,761,960	4,000,000	3,988,320	3,997,305	0	586	0	586	0	3,997,891	0	(235,931)	(235,931)	99,000	11/15/2024	2.A FE
..36186Y-AF-2	GMAC COMMERCIAL MORTGAGE ASSET 6.107% 08/10/52		06/10/2023	Paydown		72,523	72,523	71,324	71,529	0	994	0	994	0	72,523	0	0	0	1,847	08/10/2052	2.B
..362925-CC-1	GS MORTGAGEBACKED SECURITIES T Series 144A 2.989% 10/25/52		06/01/2023	Paydown Redemption 100.0000		33,890	33,890	28,913	28,988	0	4,902	0	4,902	0	33,890	0	0	0	423	10/25/2052	1.F
..374593-A*-2	GIANTS STADIUM LLC 7.100% 04/01/40		04/01/2023			387,528	387,528	387,528	387,528	0	0	0	0	0	387,528	0	0	0	13,757	04/01/2040	2.B PL
..382550-BR-1	GOODYEAR TIRE & RUBBER CO GOODYEAR TIRE & RUBBER COMPANY 5.250% 07/15/31		05/15/2023	MORGAN STANLEY		4,002,480	4,500,000	4,500,000	4,500,000	0	0	0	0	0	4,500,000	0	(497,520)	(497,520)	198,188	07/15/2031	3.C FE
..40414L-AQ-2	HEALTHPEAK PROPERTIES HOP INC 3.250% 07/15/26		04/20/2023	Suntrust Banks Inc		3,290,255	3,484,000	3,587,926	3,538,260	0	(4,804)	0	(4,804)	0	3,533,456	0	(243,202)	(243,202)	87,753	07/15/2026	2.A FE
..40439H-AC-3	HIN TIMESHARE TRUST HINTT_20-A Series 144A 3.420% 10/09/39		06/09/2023	Paydown		50,432	50,432	50,426	50,427	0	5	0	5	0	50,432	0	0	0	712	10/09/2039	2.B FE
..40439H-AD-1	HIN TIMESHARE TRUST HINTT_20-A Series 144A 5.500% 10/09/39		06/09/2023	Paydown Redemption 100.0000		35,302	35,302	34,466	34,663	0	640	0	640	0	35,302	0	0	0	801	10/09/2039	3.B FE
..40480*-AA-3	HS WILDCAT LLC 3.830% 12/31/50		04/25/2023	Redemption 100.0000		4,036	4,036	4,036	4,036	0	0	0	0	0	4,036	0	0	0	77	12/31/2050	2.A PL
..40480*-AB-1	HS WILDCAT LLC 4.390% 12/31/60		04/25/2023			130	130	130	130	0	0	0	0	0	130	0	0	0	3	12/31/2060	2.A PL
..410345-AL-6	HANESBRANDS INC Series 144A 4.875% 05/15/26		04/24/2023	Various		12,610,238	13,515,000	13,436,725	13,478,168	0	3,117	0	3,117	0	13,481,285	0	(871,048)	(871,048)	285,176	05/15/2026	4.A FE

E05.7

STATEMENT AS OF JUNE 30, 2023 OF GENWORTH LIFE INSURANCE COMPANY

SCHEDULE D - PART 4

Show All Long-Term Bonds and Stock Sold, Redeemed or Otherwise Disposed of During the Current Quarter

1	2	3	4	5	6	7	8	9	10	Change In Book/Adjusted Carrying Value					16	17	18	19	20	21	22
										11	12	13	14	15							
CUSIP Identification	Description	For-foreign	Disposal Date	Name of Purchaser	Number of Shares of Stock	Consideration	Par Value	Actual Cost	Prior Year Book/Adjusted Carrying Value	Unrealized Valuation Increase/(Decrease)	Current Year's (Amortization)/Accretion	Current Year's Other Than Temporary Impairment Recognized	Total Change in Book/Adjusted Carrying Value (11 + 12 - 13)	Total Foreign Exchange Change in Book /Adjusted Carrying Value	Book/Adjusted Carrying Value at Disposal Date	Foreign Exchange Gain (Loss) on Disposal	Realized Gain (Loss) on Disposal	Total Gain (Loss) on Disposal	Bond Interest/Stock Dividends Received During Year	Stated Contractual Maturity Date	NAIC Designation, NAIC Designation Modifier and SVO Administrative Symbol
..432833-AF-8	HILTON DOMESTIC OPERATING COMP 4.875% 01/15/30		04/26/2023	DEUTSCHE BANK SECURITIES INC.		1,900,000	2,000,000	2,000,000	2,000,000	0	0	0	0	0	2,000,000	0	(100,000)	(100,000)	76,646	01/15/2030	3.B FE
..43283G-AC-6	HILTON GRAND VACATIONS TRUST H Series 144A 5.570% 01/25/37		06/25/2023	Paydown		149,032	149,032	148,990	148,993	0	39	0	39	0	149,032	0	0	0	3,629	01/25/2037	2.B FE
..43283G-AD-4	HILTON GRAND VACATIONS TRUST H Series 144A 8.730% 01/25/37		06/25/2023	Paydown		195,232	195,232	195,205	195,209	0	23	0	23	0	195,232	0	0	0	7,450	01/25/2037	3.C FE
..43284H-AA-7	HGVT_19-AA Series 144A 2.340% 07/25/33		06/25/2023	Paydown		200,237	200,237	201,505	201,111	0	(873)	0	(873)	0	200,237	0	0	0	1,945	07/25/2033	1.A FE
..43284H-AB-5	HGVT_19-AA Series 144A 2.540% 07/25/33		06/25/2023	Paydown		213,586	213,586	213,565	213,570	0	17	0	17	0	213,586	0	0	0	2,252	07/25/2033	1.F FE
..43284H-AC-3	HGVT_19-AA Series 144A 2.840% 07/25/33		06/25/2023	Paydown		66,746	66,746	66,745	66,744	0	2	0	2	0	66,746	0	0	0	787	07/25/2033	2.B FE
..43285H-AA-6	HILTON GRAND VACATIONS TRUST H Series 144A 2.740% 02/25/39		06/25/2023	Paydown		100,085	100,085	103,213	102,333	0	(2,248)	0	(2,248)	0	100,085	0	0	0	1,134	02/25/2039	1.A FE
..434640-AM-3	HOLOGIC INC TRANCHE B-1 TERM Series 144A 4.625% 02/01/28		04/26/2023	CITIGROUP GLOBAL MARKETS		3,880,000	4,000,000	4,000,000	4,000,000	0	0	0	0	0	4,000,000	0	(120,000)	(120,000)	133,611	02/01/2028	3.B FE
..45256H-AF-5	IF 01-A 4.996% 07/25/33		06/01/2023	Paydown		46,007	46,007	40,475	29,898	1,044	15,065	0	16,109	0	46,007	0	0	0	5,099	07/25/2033	6. Z*
..45950B-AC-5	INTERNATIONAL FLAVORS & FRAGRA INTERNATIONAL FLAVORS & FRAGRA 3.200% 05/01/23		05/01/2023	Maturity		4,000,000	4,000,000	3,996,480	3,999,962	0	38	0	38	0	4,000,000	0	0	0	64,000	05/01/2023	2.C FE
..46355E-AD-2	IROQUOIS GAS TRANSMISSION SYST 144A 6.100% 10/31/27		04/30/2023	Various		145,588	145,588	145,588	145,588	0	0	0	0	0	145,588	0	0	0	4,440	10/31/2027	2.A FE
..46568E-AG-0	ITC HOLDINGS ITC HOLDINGS CORP 4.050% 07/01/23		06/16/2023	Call 100.0000		4,000,000	4,000,000	3,988,600	3,999,313	0	630	0	630	0	3,999,943	0	57	57	155,250	07/01/2023	2.B FE
..46636E-AC-7	JACK IN THE BOX FUNDING LLC JA Series 144A 4.970% 08/25/49		05/25/2023	Paydown		2,500	2,500	2,500	2,500	0	0	0	0	0	2,500	0	0	0	62	08/25/2049	2.B FE
..46639N-AU-5	JPMBB COMMERCIAL MORTGAGE SECU JPMBB COMMERCIAL MORTGAGE SECU 4.104% 07/15/45		05/01/2023	Paydown		1,772,573	1,772,573	1,728,189	1,767,834	0	4,739	0	4,739	0	1,772,573	0	0	0	29,986	07/15/2045	1.A
..46639N-AU-5	JPMBB COMMERCIAL MORTGAGE SECU JPMBB COMMERCIAL MORTGAGE SECU 4.104% 07/15/45		06/16/2023	Redemption 100.0000		227,427	227,427	221,733	226,819	0	608	0	608	0	227,427	0	0	0	4,625	07/15/2045	1.A
..46640J-AV-9	JPMCC_13-C13 JP MORGAN CHASE COMMERCIAL MOR 4.230% 01/15/46		06/01/2023	Paydown		6,125,000	6,125,000	6,444,922	6,135,208	0	(10,208)	0	(10,208)	0	6,125,000	0	0	0	127,564	01/15/2046	1.A
..46646B-AY-4	JP MORGAN MORTGAGE TRUST JPMIT JP MORGAN MORTGAGE TRUST JPMIT 3.801% 05/25/46		06/01/2023	Paydown		79,307	79,307	81,020	80,562	0	(1,255)	0	(1,255)	0	79,307	0	0	0	1,190	05/25/2046	1.A
..46648C-AW-4	JP MORGAN MORTGAGE TRUST JPMIT JP MORGAN MORTGAGE TRUST JPMIT 3.451% 01/25/47		06/01/2023	Paydown		81,073	81,073	79,008	79,363	0	1,710	0	1,710	0	81,073	0	0	0	1,167	01/25/2047	1.A
..46648C-AX-2	JP MORGAN MORTGAGE TRUST JPMIT JP MORGAN MORTGAGE TRUST JPMIT 3.451% 01/25/47		06/01/2023	Paydown		118,649	118,649	113,347	114,228	0	4,421	0	4,421	0	118,649	0	0	0	1,708	01/25/2047	1.A
..46648H-AZ-6	JP MORGAN MORTGAGE TRUST JPMIT Series 144A 3.650% 05/25/47		06/01/2023	Paydown		95,851	95,851	95,685	95,682	0	169	0	169	0	95,851	0	0	0	1,446	05/25/2047	1.A
..46648J-AZ-7	JP MORGAN MORTGAGE TRUST JPMIT Series 144A 3.863% 11/25/48		06/01/2023	Paydown		56,737	56,737	57,265	57,173	0	(435)	0	(435)	0	56,737	0	0	0	868	11/25/2048	1.A
..46650J-AS-3	JP MORGAN MORTGAGE TRUST JPMIT Series 144A 3.892% 12/25/48		06/01/2023	Paydown		79,134	79,134	77,728	77,875	0	1,259	0	1,259	0	79,134	0	0	0	1,284	12/25/2048	1.A
..46655K-DD-5	JP MORGAN MORTGAGE TRUST JPMIT Series 144A 3.309% 11/25/52		06/01/2023	Paydown		13,315	13,315	11,530	11,557	0	1,759	0	1,759	0	13,315	0	0	0	184	11/25/2052	1.A
..47659#-AA-9	JERSEY CITY CTL 3.600% 09/15/52		06/15/2023	Redemption 100.0000		2,948	2,948	2,974	2,972	0	(24)	0	(24)	0	2,948	0	0	0	44	09/15/2052	1.D
..47659#-AA-1	JERSEY CITY CTL 4.850% 11/15/45		06/15/2023	Redemption 100.0000		14,493	14,493	14,632	14,612	0	(119)	0	(119)	0	14,493	0	0	0	293	11/15/2045	1.D
..47760Q-AB-9	JIMMY JOHNS FUNDING LLC JIMMY Series 144A 4.846% 07/30/47		04/30/2023	Paydown		25,000	25,000	25,000	25,000	0	0	0	0	0	25,000	0	0	0	606	07/30/2047	2.B FE
..47816E-AF-0	SC JOHNSON & SON INC 144A 5.750% 02/15/33		06/07/2023	Various		12,571,960	12,000,000	11,811,440	11,898,665	0	3,136	0	3,136	0	11,901,802	0	670,158	670,158	549,924	02/15/2033	1.G FE
..485170-AQ-7	KANSAS CITY SOUTHERN RAILWAY 144A 4.300% 05/15/43		04/27/2023	Taxable Exchange		5,619,578	6,044,000	5,546,946	0	0	72,632	0	72,632	0	5,619,578	0	0	0	234,171	05/15/2043	2.B FE

E05.8

STATEMENT AS OF JUNE 30, 2023 OF GENWORTH LIFE INSURANCE COMPANY

SCHEDULE D - PART 4

Show All Long-Term Bonds and Stock Sold, Redeemed or Otherwise Disposed of During the Current Quarter

1	2	3	4	5	6	7	8	9	10	Change In Book/Adjusted Carrying Value					16	17	18	19	20	21	22
										11	12	13	14	15							
CUSIP Identification	Description	Foreign	Disposal Date	Name of Purchaser	Number of Shares of Stock	Consideration	Par Value	Actual Cost	Prior Year Book/Adjusted Carrying Value	Unrealized Valuation Increase/(Decrease)	Current Year's (Amortization)/Accretion	Current Year's Other Than Temporary Impairment Recognized	Total Change in Book/Adjusted Carrying Value (11 + 12 - 13)	Total Foreign Exchange Change in Book /Adjusted Carrying Value	Book/Adjusted Carrying Value at Disposal Date	Foreign Exchange Gain (Loss) on Disposal	Realized Gain (Loss) on Disposal	Total Gain (Loss) on Disposal	Bond Interest/Stock Dividends Received During Year	Stated Contractual Maturity Date	NAIC Designation, NAIC Designation Modifier and SVO Administrative Symbol
..485170-AS-3	KANSAS CITY SOUTHERN RAILWAY 144A 4.950% 08/15/45		04/27/2023	Taxable Exchange		12,725,766	13,000,000	12,687,344	0	0	38,423	0	38,423	0	12,725,766	0	0	0	577,850	08/15/2045	2.B FE
..485170-AV-6	KANSAS CITY SOUTHERN 144A 3.000% 05/15/23		05/15/2023	Maturity		625,000	625,000	598,098	623,361	0	1,639	0	1,639	0	625,000	0	0	0	9,375	05/15/2023	2.B FE
..485170-BB-9	KANSAS CITY SOUTHERN 4.700% 05/01/48		04/19/2023	Taxable Exchange		14,308,550	14,400,000	14,300,582	14,307,985	0	565	0	565	0	14,308,550	0	0	0	646,080	05/01/2048	2.B FE
..485170-BD-5	KANSAS CITY SOUTHERN 2.875% 11/15/29		04/19/2023	Taxable Exchange		9,994,060	10,000,000	9,991,400	9,993,816	0	244	0	244	0	9,994,060	0	0	0	255,972	11/15/2029	2.B FE
..487836-AT-5	KELLOGG COMPANY B 7.450% 04/01/31		05/22/2023	Various		5,748,230	5,000,000	6,003,150	5,477,420	0	(16,322)	0	(16,322)	0	5,461,098	0	287,132	287,132	228,756	04/01/2031	2.B FE
..50587K-AA-9	LAFARGEHOLCIM FINANCE US LLC 3.500% 09/22/26		04/13/2023	JANE STREET		961,900	1,000,000	999,160	999,653	0	26	0	26	0	999,679	0	(37,779)	(37,779)	19,931	09/22/2026	2.A FE
..513272-AC-8	LAMB WESTON HOLDINGS INC Series 144A 4.875% 05/15/28		04/19/2023	BANC OF AMERICA SECURITIES LLC		1,957,500	2,000,000	2,000,000	2,000,000	0	0	0	0	0	2,000,000	0	(42,500)	(42,500)	41,708	05/15/2028	3.C FE
..52204*-AA-3	WALGREEN CO 5.540% 04/15/36		06/15/2023	Redemption 100.0000		51,830	51,830	51,830	51,830	0	0	0	0	0	51,830	0	0	0	1,197	04/15/2036	2.B
..52467@-AK-1	NORTH ORCHARD PLAZA PARCEL 7.136% 01/15/28		06/15/2023	Redemption 100.0000		225,869	225,869	263,217	225,924	0	(56)	0	(56)	0	225,869	0	0	0	6,712	01/15/2028	1.F
..53079E-BE-3	LIBERTY MUTUAL GROUP INC LIBERTY MUTUAL GROUP INC 4.250% 06/15/23		06/15/2023	Maturity		7,000,000	7,000,000	6,955,550	6,997,546	0	2,454	0	2,454	0	7,000,000	0	0	0	148,750	06/15/2023	2.B FE
..548661-CJ-4	LOWES COMPANIES INC 5.500% 10/15/35		04/25/2023	WELLS FARGO BANK		8,762,665	8,500,000	8,416,640	8,446,606	0	865	0	865	0	8,447,472	0	315,193	315,193	238,410	10/15/2035	2.A FE
..55294#-AJ-4	MDU ENERGY CAPITAL LLC MDU ENERGY CAPITAL LLC 3.650% 05/15/23		05/15/2023	Maturity		5,500,000	5,500,000	5,500,000	5,500,000	0	0	0	0	0	5,500,000	0	0	0	100,375	05/15/2023	2.B
..55400D-AA-9	MVW OWNER TRUST MVIWOT_19-2A Series 144A 2.220% 10/20/38		06/20/2023	Paydown		163,490	163,490	166,517	165,637	0	(2,147)	0	(2,147)	0	163,490	0	0	0	1,511	10/20/2038	1.A FE
..55400E-AA-7	MVW OWNER TRUST MVIWOT_20-1A Series 144A 1.740% 10/20/37		06/20/2023	Paydown		31,196	31,196	31,193	31,194	0	3	0	3	0	31,196	0	0	0	224	10/20/2037	1.A FE
..55400E-AB-5	MVW OWNER TRUST MVIWOT_20-1A Series 144A 2.730% 10/20/37		06/20/2023	Paydown		62,393	62,393	62,384	62,386	0	6	0	6	0	62,393	0	0	0	704	10/20/2037	1.F FE
..55400E-AC-3	MVW OWNER TRUST MVIWOT_20-1A Series 144A 4.210% 10/20/37		06/20/2023	Paydown		46,794	46,794	46,790	46,791	0	3	0	3	0	46,794	0	0	0	814	10/20/2037	2.B FE
..55400U-AD-5	MVW OWNER TRUST MVIWOT_22-1 Series 144A 7.350% 11/21/39		06/20/2023	Paydown		545,337	545,337	544,049	544,123	0	1,214	0	1,214	0	545,337	0	0	0	16,728	11/21/2039	3.C FE
..55903V-AL-7	MAGALLANES INC Series 144A 4.279% 03/15/32		05/01/2023	Tax Free Exchange		2,500,000	2,500,000	2,500,000	2,500,000	0	0	0	0	0	2,500,000	0	0	0	67,157	03/15/2032	2.C FE
..55903V-AN-3	MAGALLANES INC Series 144A 5.050% 03/15/42		05/01/2023	Tax Free Exchange		2,500,000	2,500,000	2,500,000	2,500,000	0	0	0	0	0	2,500,000	0	0	0	79,257	03/15/2042	2.C FE
..571748-AK-8	MARSH & MCLENNAN CO INC 5.875% 08/01/33		04/17/2023	Suntrust Banks Inc		1,210,928	1,125,000	1,078,436	1,098,632	0	533	0	533	0	1,099,165	0	111,763	111,763	47,367	08/01/2033	2.A FE
..580135-BY-6	MCDONALDS CORP 6.375% 01/08/28		04/14/2023	AMHERST		5,375,700	5,000,000	5,335,200	5,109,922	0	(5,652)	0	(5,652)	0	5,104,271	0	271,429	271,429	247,917	01/08/2028	2.A FE
..595112-BN-2	MICRON TECHNOLOGY INC 5.327% 02/06/29		04/04/2023	GOLDMAN SACHS & CO		2,010,140	2,000,000	2,002,440	2,001,682	0	(57)	0	(57)	0	2,001,625	0	8,515	8,515	71,027	02/06/2029	2.C FE
..61761D-AH-5	MORGAN STANLEY BAML TRUST MSBAM_12 4.536% 11/15/45		06/01/2023	Paydown		251,102	251,102	258,623	251,076	0	26	0	26	0	251,102	0	0	0	3,903	11/15/2045	1.A
..617734-A@-7	MORONGO BAND OF MISSION INDIAN 5.460% 03/28/29		04/03/2023	Redemption 100.0000		482,286	482,286	482,286	482,286	0	0	0	0	0	482,286	0	0	0	13,166	03/28/2029	2.C FE
..62848B-AB-7	MVW OWNER TRUST MVIWOT_18-1A Series 144A 3.600% 01/21/36		06/20/2023	Paydown		19,011	19,011	19,008	19,009	0	2	0	2	0	19,011	0	0	0	284	01/21/2036	1.F FE
..62927#-AJ-5	NFL VENTURES LP 3.890% 04/15/42		04/15/2023	Redemption 100.0000		163,241	163,241	166,224	165,670	0	(2,428)	0	(2,428)	0	163,241	0	0	0	3,175	04/15/2042	1.E FE
..62927#-AK-2	NFL VENTURES LP 2.730% 04/15/31		04/15/2023	Redemption 100.0000		166,727	166,727	166,727	166,727	0	0	0	0	0	166,727	0	0	0	2,276	04/15/2031	1.E FE
..62927#-AP-1	NFL VENTURES LP 4.360% 04/15/45		04/15/2023	Redemption 100.0000		62,594	62,594	62,594	62,594	0	0	0	0	0	62,594	0	0	0	1,365	04/15/2045	1.E FE
..62940Q-AA-3	NSG HOLDINGS LLC 144A 7.750% 12/15/25		06/15/2023	Redemption 100.0000		1,085,390	1,085,390	1,085,390	1,085,390	0	0	0	0	0	1,085,390	0	0	0	42,059	12/15/2025	2.C FE

E05.9

STATEMENT AS OF JUNE 30, 2023 OF GENWORTH LIFE INSURANCE COMPANY

SCHEDULE D - PART 4

Show All Long-Term Bonds and Stock Sold, Redeemed or Otherwise Disposed of During the Current Quarter

1	2	3	4	5	6	7	8	9	10	Change In Book/Adjusted Carrying Value					16	17	18	19	20	21	22
										11	12	13	14	15							
CUSIP Identification	Description	Foreign	Disposal Date	Name of Purchaser	Number of Shares of Stock	Consideration	Par Value	Actual Cost	Prior Year Book/Adjusted Carrying Value	Unrealized Valuation Increase/(Decrease)	Current Year's (Amortization)/Accretion	Current Year's Other Than Temporary Impairment Recognized	Total Change in Book/Adjusted Carrying Value (11 + 12 - 13)	Total Foreign Exchange Change in Book /Adjusted Carrying Value	Book/Adjusted Carrying Value at Disposal Date	Foreign Exchange Gain (Loss) on Disposal	Realized Gain (Loss) on Disposal	Total Gain (Loss) on Disposal	Bond Interest/Stock Dividends Received During Year	Stated Contractual Maturity Date	NAIC Designation, NAIC Designation Modifier and SVO Administrative Symbol
..62946A-AC-8	NP SPE II LLC NPRL_17-1A Series 144A 3.372% 10/21/47		06/20/2023	Paydown		101,138	101,138	101,137	101,135	0	3	0	3	0	101,138	0	0	0	1,471	10/21/2047	1.G FE
..636180-BM-2	NATIONAL FUEL GAS COMPANY NATIONAL FUEL GAS COMPANY 5.200% 07/15/25		04/13/2023	BARCLAYS CAPITAL INC Redemption 100.0000		2,990,880	3,000,000	2,990,580	2,997,180	0	307	0	307	0	2,997,487	0	(6,607)	(6,607)	117,867	07/15/2025	2.C FE
..63681#-AA-8	NATL LOGISTICS TRUST AMAZON CTL (NATIONAL LOGISTICS 2.654% 10/10/42		06/10/2023			87,237	87,237	87,237	87,237	0	0	0	0	0	87,237	0	0	0	965	10/10/2042	1.D FE
..64110L-AT-3	NETFLIX INC 5.875% 11/15/28		04/12/2023	SUSQUEHANNA FINANCIAL		1,053,480	1,000,000	1,000,000	1,000,000	0	0	0	0	0	1,000,000	0	53,480	53,480	24,316	11/15/2028	2.B FE
..653240-AA-9	NEWTOWN CREDIT LEASE 6.082% 05/15/23		05/15/2023	Various		163,293	163,293	163,293	163,271	0	22	0	22	0	163,293	0	0	0	3,725	05/15/2023	1.D
..674599-DE-2	OCCIDENTAL PETROLEUM CORPORATI 7.875% 09/15/31		06/27/2023	GOLDMAN SACHS & CO		11,122,200	10,000,000	10,955,916	10,763,398	0	(32,381)	0	(32,381)	0	10,731,017	0	391,183	391,183	621,250	09/15/2031	2.C FE
..680033-AC-1	OLD NATL BNCP OLD NATIONAL BANCORP 4.125% 08/15/24		05/12/2023	Various		4,610,000	5,000,000	5,000,000	5,000,000	0	0	0	0	0	5,000,000	0	(390,000)	(390,000)	153,885	08/15/2024	1.G FE
..68504#-AC-1	ORANGE LAKE TIMESHARE TRUST ON Series 144A 3.740% 11/08/30		06/08/2023	Paydown		62,483	62,483	62,474	62,477	0	6	0	6	0	62,483	0	0	0	976	11/08/2030	2.C FE
..693456-AN-5	PMT LOAN TRUST PMTLT_13-J1 3.539% 09/25/43		06/01/2023	Paydown		36,480	36,480	37,267	37,071	0	(591)	0	(591)	0	36,480	0	0	0	537	09/25/2043	1.A
..718547-AL-6	PHILLIPS 66 Series 144A 4.680% 02/15/45		05/02/2023	Tax Free Exchange		6,999,523	7,120,000	6,996,209	6,998,548	0	976	0	976	0	6,999,523	0	0	0	237,879	02/15/2045	2.A FE
..718547-AN-2	PHILLIPS 66 CO Series 144A 4.900% 10/01/46		05/02/2023	Tax Free Exchange		4,969,261	5,000,000	4,968,341	4,969,030	0	231	0	231	0	4,969,261	0	0	0	143,597	10/01/2046	2.A FE
..720186-AE-5	PIEDMONT NATURAL GAS COMPANY 6.000% 12/19/33		04/19/2023	SEAPORT GROUP		1,846,458	1,800,000	2,097,576	1,986,684	0	(3,995)	0	(3,995)	0	1,982,688	0	(136,230)	(136,230)	87,000	12/19/2033	2.A FE
..741503-AZ-9	BOOKING HOLDINGS INC 3.600% 06/01/26		04/13/2023	BARCLAYS CAPITAL INC		4,884,300	5,000,000	4,990,350	4,996,330	0	296	0	296	0	4,996,626	0	(112,326)	(112,326)	68,000	06/01/2026	1.G FE
..74151#-AP-3	PRICEWATERHOUSECOOPERS LLP 3.580% 09/15/32		06/30/2023	Taxable Exchange		7,000,000	7,000,000	7,000,000	7,000,000	0	0	0	0	0	7,000,000	0	0	0	198,392	09/15/2032	1.D
..74151#-AQ-1	PRICEWATERHOUSECOOPERS LLP 3.730% 09/14/35		06/30/2023	Taxable Exchange		8,000,000	8,000,000	8,000,000	8,000,000	0	0	0	0	0	8,000,000	0	0	0	236,233	09/14/2035	1.D
..74353#-AA-6	AMAZON CTL (HILLWOOD INVESTMEN AMAZON CTL HILLWOOD INVESTMEN 2.695% 11/10/41		04/10/2023	Redemption 100.0000		42,490	42,490	42,490	42,490	0	0	0	0	0	42,490	0	0	0	382	11/10/2041	1.E SYE
..74353#-AA-6	AMAZON CTL (HILLWOOD INVESTMEN AMAZON CTL HILLWOOD INVESTMEN 2.695% 11/10/41		06/10/2023	Redemption 100.0000		85,266	85,266	85,266	85,266	0	0	0	0	0	85,266	0	0	0	1,053	11/10/2041	1.E S
..747262-AY-9	QVC INC 4.750% 02/15/27		06/30/2023	Various		4,387,391	8,137,000	8,238,713	8,198,705	0	(5,534)	0	(5,534)	0	8,193,171	0	(3,805,780)	(3,805,780)	291,160	02/15/2027	4.B FE
..750731-AA-9	REDEMPTION 100.0000		06/10/2023			11,732	11,732	11,732	11,732	0	0	0	0	0	11,732	0	0	0	183	02/10/2049	2.A
..756109-BE-3	AUTUMN WIND HQ LLC 3.744% 02/10/49		04/20/2023	REALTY INCOME CORP REALTY INCOME CORPORATION 4.625% 11/01/25		4,935,300	5,000,000	5,177,666	5,126,672	0	(14,218)	0	(14,218)	0	5,112,453	0	(177,153)	(177,153)	111,128	11/01/2025	1.G FE
..760759-AM-2	REPUBLIC SERVICES INC 4.750% 05/15/23		05/15/2023	Maturity		2,728,000	2,728,000	2,720,798	2,727,714	0	286	0	286	0	2,728,000	0	0	0	64,790	05/15/2023	2.B FE
..775371-AU-1	ROHM AND HAAS COMPANY 7.850% 07/15/29		04/12/2023	AMHERST		5,734,450	5,000,000	6,518,150	5,604,208	0	(22,043)	0	(22,043)	0	5,582,165	0	152,285	152,285	293,285	07/15/2029	2.B FE
..81744N-AG-5	SEQUOIA MORTGAGE TRUST SERIES 12-6 CLASS B1 3.699% 12/25/42		06/01/2023	Paydown		76,140	76,140	77,805	77,300	0	(1,160)	0	(1,160)	0	76,140	0	0	0	1,144	12/25/2042	1.A FM
..81746G-CB-7	SEQUOIA MORTGAGE TRUST SEMT_17 Series 144A 3.724% 10/25/47		06/01/2023	Paydown		57,021	57,021	58,222	57,958	0	(938)	0	(938)	0	57,021	0	0	0	930	10/25/2047	1.A
..81746K-AG-9	SEQUOIA MORTGAGE TRUST SEMT_17 3.500% 02/25/47		06/01/2023	Paydown		27,925	27,925	27,395	27,505	0	420	0	420	0	27,925	0	0	0	407	02/25/2047	1.A
..817565-CE-2	SERVICE CORPORATION INTERNATIO 5.125% 06/01/29		04/26/2023	JEFFRIES & COMPANY INC		1,925,000	2,000,000	2,000,000	2,000,000	0	0	0	0	0	2,000,000	0	(75,000)	(75,000)	41,854	06/01/2029	3.C FE
..82280Q-AC-5	SHELLPOINT CO-ORIGINATOR TRUST SHELLPOINT CO-ORIGINATOR TRUST 3.500% 08/25/45		06/01/2023	Paydown		7,660	7,660	7,689	7,678	0	(18)	0	(18)	0	7,660	0	0	0	98	08/25/2045	1.A
..82281E-BX-4	SHELLPOINT CO-ORIGINATOR TRUST SHELLPOINT CO-ORIGINATOR TRUST 3.558% 11/25/46		06/01/2023	Paydown		55,516	55,516	54,904	54,993	0	523	0	523	0	55,516	0	0	0	823	11/25/2046	1.A
..82650T-AD-9	SIERRA TIMESHARE RECEIVABLES F Series 144A 9.220% 06/20/40		06/20/2023	Paydown		181,374	181,374	181,373	181,383	0	(9)	0	(9)	0	181,374	0	0	0	8,320	06/20/2040	3.C FE

E05.10

STATEMENT AS OF JUNE 30, 2023 OF GENWORTH LIFE INSURANCE COMPANY

SCHEDULE D - PART 4

Show All Long-Term Bonds and Stock Sold, Redeemed or Otherwise Disposed of During the Current Quarter

1	2	3	4	5	6	7	8	9	10	Change In Book/Adjusted Carrying Value					16	17	18	19	20	21	22
										11	12	13	14	15							
CUSIP Identification	Description	For- eign	Disposal Date	Name of Purchaser	Number of Shares of Stock	Consid- eration	Par Value	Actual Cost	Prior Year Book/ Adjusted Carrying Value	Unrealized Valuation Increase/ (Decrease)	Current Year's (Amor- tization)/ Accretion	Current Year's Other Than Temporary Impairment Recogn- ized	Total Change in Book/ Adjusted Carrying Value (11 + 12 - 13)	Total Foreign Exchange Change in Book /Adjusted Carrying Value	Book/ Adjusted Carrying Value at Disposal Date	Foreign Exchange Gain (Loss) on Disposal	Realized Gain (Loss) on Disposal	Total Gain (Loss) on Disposal	Bond Interest/ Stock Dividends Received During Year	Stated Con- tractual Maturity Date	NAIC Desig- nation, NAIC Desig- nation Modifier and SVO Admini- strative Symbol
..826525-AC-1	SIERRA RECEIVABLES FUNDING COM Series 144A 3.510% 07/20/37		06/20/2023	Paydown		69,278	69,278	69,269	69,272	0	6	0	6	0	69,278	0	0	0	1,011	07/20/2037	2.B FE
..826525-AD-9	SIERRA RECEIVABLES FUNDING COM Series 144A 6.590% 07/20/37		06/20/2023	Paydown		38,488	38,488	38,478	38,480	0	7	0	7	0	38,488	0	0	0	1,055	07/20/2037	3.B FE
..82652M-AC-4	SIERRA RECEIVABLES FUNDING COM Series 144A 3.120% 05/20/36		06/20/2023	Paydown		93,625	93,625	92,337	92,751	0	874	0	874	0	93,625	0	0	0	1,226	05/20/2036	2.B FE
..82652N-AB-4	SIERRA RECEIVABLES FUNDING COM Series 144A 2.750% 08/20/36		06/20/2023	Paydown		106,030	106,030	106,010	106,017	0	13	0	13	0	106,030	0	0	0	1,204	08/20/2036	1.F FE
..82652N-AC-2	SIERRA RECEIVABLES FUNDING COM Series 144A 3.000% 08/20/36		06/20/2023	Paydown		106,030	106,030	104,572	105,083	0	947	0	947	0	106,030	0	0	0	1,314	08/20/2036	2.B FE
..82652Q-AC-5	SIERRA TIMESHARE RECEIVABLES F Series 144A 1.790% 11/20/37		06/20/2023	Paydown		210,940	210,940	210,912	210,919	0	21	0	21	0	210,940	0	0	0	1,575	11/20/2037	2.B FE
..82652Q-AD-3	SIERRA TIMESHARE RECEIVABLES F Series 144A 3.170% 11/20/37		06/20/2023	Paydown		218,681	218,681	218,616	218,632	0	49	0	49	0	218,681	0	0	0	2,892	11/20/2037	3.B FE
..82652T-AC-9	SIERRA TIMESHARE RECEIVABLES F Series 144A 3.940% 10/20/38		06/20/2023	Paydown		418,488	418,488	418,422	418,429	0	59	0	59	0	418,488	0	0	0	6,829	10/20/2038	2.B FE
..82652T-AD-7	SIERRA TIMESHARE RECEIVABLES F Series 144A 6.000% 10/20/38		06/20/2023	Paydown		697,480	697,480	697,433	697,436	0	44	0	44	0	697,480	0	0	0	17,331	10/20/2038	3.B FE
..82653D-AB-5	SIERRA RECEIVABLES FUNDING COM Series 144A 3.650% 06/20/35		06/20/2023	Paydown		23,958	23,958	23,955	23,956	0	2	0	2	0	23,958	0	0	0	368	06/20/2035	1.F FE
..82653E-AC-1	SIERRA RECEIVABLES FUNDING COM Series 144A 3.770% 01/20/36		06/20/2023	Paydown		67,842	67,842	68,160	68,045	0	(203)	0	(203)	0	67,842	0	0	0	1,052	01/20/2036	2.B FE
..82653G-AD-4	SIERRA RECEIVABLES FUNDING COM Series 144A 5.200% 09/20/35		06/20/2023	Paydown		93,749	93,749	93,748	93,746	0	3	0	3	0	93,749	0	0	0	2,028	09/20/2035	3.B FE
..826934-AD-3	SIERRA RECEIVABLES FUNDING CO Series 144A 10.520% 07/20/39		06/20/2023	Paydown		217,724	217,724	217,682	217,681	0	43	0	43	0	217,724	0	0	0	9,441	07/20/2039	3.C FE
..83546D-AJ-7	SONIC CAPITAL LLC SONIC_20-1A Series 144A 4.336% 01/20/50		06/20/2023	Paydown		15,000	15,000	15,000	15,000	0	0	0	0	0	15,000	0	0	0	271	01/20/2050	2.B FE
..837004-BV-1	DOMINION ENERGY SOUTH 6.625% 02/01/32 SOUTH JERSEY GAS CO SOUTH JERSEY GAS 3.280% 04/16/30		04/25/2023	J.P. MORGAN SECURITIES INC		2,639,426	2,340,000	2,576,808	2,460,328	0	(3,248)	0	(3,248)	0	2,457,079	0	182,347	182,347	114,546	02/01/2032	1.F FE
..838515-J8-4	TENDER SOUTHERN MARYLAND ELECTRIC COO SOUTHERN MARYLAND ELECTRIC COO 4.000% 04/16/48		04/16/2023	Redemption 100.0000		3,000,000	3,000,000	3,000,000	3,000,000	0	0	0	0	0	3,000,000	0	0	0	45,920	04/16/2030	1.G
..84334#-AA-5	SPIRITS OF ST LOUIS BASKETBALL SPIRITS NEWCO LLC 5.300% 06/30/36		06/30/2023	Redemption 100.0000		63,313	63,313	63,313	63,313	0	0	0	0	0	63,313	0	0	0	1,678	06/30/2036	2.C PL
..84929#-AA-6	SPOWER FINANCE I LLC 4.550% 12/31/36		06/30/2023	Redemption 100.0000		184,903	184,903	184,903	184,903	0	0	0	0	0	184,903	0	0	0	4,207	12/31/2036	3.A Z
..84929*-AA-0	SPOWER FINANCE 2 LLC SPOWER FINANCE II LLC 4.960% 12/31/41		06/30/2023	Redemption 100.0000		274,616	274,616	274,616	274,616	0	0	0	0	0	274,616	0	0	0	6,812	12/31/2041	3.C PL
..85747#-AL-7	STATE STREET CORPORATION STATE STREET CORPORATION 3.100% 05/15/23		05/15/2023	Maturity Redemption 100.0000		5,000,000	5,000,000	4,991,900	4,999,654	0	346	0	346	0	5,000,000	0	0	0	77,500	05/15/2023	1.G FE
..858271-A*-0	STEELRIVER TRANSMISSION COMPAN STEELRIVER TRANSMISSION COMPAN 3.820% 06/30/47		06/30/2023	Redemption 100.0000		32,018	32,018	32,018	32,018	0	0	0	0	0	32,018	0	0	0	612	06/30/2047	2.B PL
..86192*-AA-5	STONEHENGE CAPITAL FUND CONNEC 8.124% 12/15/23		06/15/2023	Various STIFEL NICOLAUS AND CO INC		229,042	229,042	229,042	229,042	0	0	0	0	0	229,042	0	0	0	9,304	12/15/2023	1.A FE
..871829-AD-9	SYSO CORPORATION 7.160% 04/15/27		05/18/2023	Redemption 100.0000		1,284,621	1,210,000	1,453,718	1,279,372	0	(5,599)	0	(5,599)	0	1,273,773	0	10,847	10,847	52,222	04/15/2027	2.B FE
..872480-AE-8	TIF FUNDING II LLC TIF_21-1A Series 144A 1.650% 02/20/46		06/20/2023	Paydown		103,125	103,125	103,112	103,114	0	11	0	11	0	103,125	0	0	0	709	02/20/2046	1.F FE
..87342R-AC-8	TACO BELL FUNDING BELL_16-1A 4.970% 05/25/46		05/25/2023	Paydown		25,000	25,000	25,000	25,000	0	0	0	0	0	25,000	0	0	0	621	05/25/2046	2.B FE

STATEMENT AS OF JUNE 30, 2023 OF GENWORTH LIFE INSURANCE COMPANY

SCHEDULE D - PART 4

Show All Long-Term Bonds and Stock Sold, Redeemed or Otherwise Disposed of During the Current Quarter

1	2	3	4	5	6	7	8	9	10	Change In Book/Adjusted Carrying Value					16	17	18	19	20	21	22
										11	12	13	14	15							
CUSIP Identification	Description	For-foreign	Disposal Date	Name of Purchaser	Number of Shares of Stock	Consideration	Par Value	Actual Cost	Prior Year Book/Adjusted Carrying Value	Unrealized Valuation Increase/(Decrease)	Current Year's (Amortization)/Accretion	Current Year's Other Than Temporary Impairment Recognized	Total Change in Book/Adjusted Carrying Value (11 + 12 - 13)	Total Foreign Exchange Change in Book /Adjusted Carrying Value	Book/Adjusted Carrying Value at Disposal Date	Foreign Exchange Gain (Loss) on Disposal	Realized Gain (Loss) on Disposal	Total Gain (Loss) on Disposal	Bond Interest/Stock Dividends Received During Year	Stated Contractual Maturity Date	NAIC Designation, NAIC Designation Modifier and SVO Administrative Symbol
..87342R-AE-4	TACO BELL FUNDING LLC BELL_18- Series 144A 4.940% 11/25/48		05/25/2023	Paydown		25,000	25,000	25,000	25,000	0	0	0	0	25,000	0	0	0	618	11/25/2048	2.B FE	
..87407R-AA-4	TAL ADVANTAGE LLC TAL_20-1A Series 144A 2.050% 09/20/45		06/20/2023	Paydown		131,250	131,250	131,198	131,211	0	39	0	39	131,250	0	0	0	1,121	09/20/2045	1.F FE	
..87407R-AC-0	TAL ADVANTAGE LLC TAL_20-1A Series 144A 3.290% 09/20/45		06/20/2023	Paydown		72,188	72,188	72,171	72,175	0	12	0	12	72,188	0	0	0	990	09/20/2045	2.B FE	
..87612B-BG-6	TARGA RESOURCES PARTNERS LP 5.000% 01/15/28		04/04/2023			982,290	1,000,000	954,990	971,939	0	1,279	0	1,279	973,217	0	9,073	9,073	36,250	01/15/2028	2.C FE	
..87612E-AK-2	TARGET CORPORATION 6.350% 11/01/32		04/18/2023	Various		5,698,720	5,000,000	5,344,250	5,183,398	0	(3,917)	0	(3,917)	5,179,481	0	519,239	519,239	142,699	11/01/2032	1.F FE	
..88023J-UJ-0	TEMPLER SEALY INTERNATIONAL INC Series 144A 3.875% 10/15/31		04/24/2023	MORGAN STANLEY		4,125,000	5,000,000	4,454,750	4,467,316	0	13,897	0	13,897	4,481,214	0	(356,214)	(356,214)	102,795	10/15/2031	3.A FE	
..88315L-AF-5	TEXTAINER MARINE CONTAINERS LT Series 144A 4.940% 08/21/45		06/20/2023	Paydown		51,743	51,743	51,727	51,731	0	12	0	12	51,743	0	0	0	1,065	08/21/2045	2.B FE	
..88947E-AS-9	TOLL BROS FIN TOLL BROTHERS FINANCE CORP. 4.875% 03/15/27		06/27/2023			4,854,400	5,000,000	5,000,000	5,000,000	0	0	0	0	5,000,000	0	(145,600)	(145,600)	192,292	03/15/2027	2.C FE	
..891027-AF-1	GLOBE LIFE INC 7.875% 05/15/23		05/15/2023	Maturity		3,000,000	3,000,000	2,981,040	2,999,412	0	588	0	588	3,000,000	0	0	0	118,125	05/15/2023	2.A FE	
..891906-AB-5	GLOBAL PAYMENTS INC TOTAL SYSTEM SERVICES INC 3.750% 06/01/23		06/01/2023	Maturity Redemption 100.0000		10,041,000	10,041,000	9,992,359	10,038,072	0	2,928	0	2,928	10,041,000	0	0	0	188,269	06/01/2023	2.C FE	
..89307#-AA-7	TRANS BAY CABLE LLC 2.930% 06/30/47		06/30/2023			107,497	107,497	107,497	107,497	0	0	0	0	107,497	0	0	0	1,575	06/30/2047	1.E PL	
..89680H-AA-0	TRITON CONTAINER FINANCE LLC T Series 144A 2.110% 09/20/45		06/20/2023	Paydown		233,750	233,750	233,706	233,717	0	33	0	33	233,750	0	0	0	2,055	09/20/2045	1.F FE	
..89680H-AB-8	TRITON CONTAINER FINANCE LLC T Series 144A 3.740% 09/20/45		06/20/2023	Paydown Redemption 100.0000		106,250	106,250	106,231	106,235	0	15	0	15	106,250	0	0	0	1,656	09/20/2045	2.B FE	
..903436-AA-1	US AIRWAYS GROUP INCOLD 7.125% 10/22/23		04/22/2023			179,318	179,318	179,318	179,318	0	0	0	0	179,318	0	0	0	6,388	10/22/2023	3.B FE	
..904764-AH-0	UNILEVER CAPITAL CORP 5.900% 11/15/32		05/16/2023	WELLS FARGO BANK		4,389,840	4,000,000	3,958,360	3,977,884	0	630	0	630	3,978,514	0	411,326	411,326	119,967	11/15/2032	1.E FE	
..910710-AA-0	UNITED INSURANCE HOLDINGS CORP 7.250% 12/15/27		05/08/2023	IMPERIAL CAPITAL		1,280,000	2,000,000	2,020,000	2,012,463	0	(811)	0	(811)	2,011,652	0	(731,652)	(731,652)	58,403	12/15/2027	3.A FE	
..918286-AC-9	VSE VOI MORTGAGE LLC VSTNA_18- Series 144A 4.020% 02/20/36		06/20/2023	Paydown		40,371	40,371	40,366	40,367	0	4	0	4	40,371	0	0	0	677	02/20/2036	2.B FE	
..918288-AC-5	VSE VOI MORTGAGE LLC VSTNA_16- Series 144A 2.930% 03/20/35		06/20/2023	Paydown		90,953	90,953	90,953	90,951	0	2	0	2	90,953	0	0	0	1,104	03/20/2035	2.B FE	
..919794-AC-1	VALLEY NTL BANCORP VALLEY NATIONAL BANCORP 4.550% 06/30/25		05/17/2023	KEYBANC CAPITAL MARKET Redemption 100.0000		529,536	600,000	599,748	599,929	0	10	0	10	599,939	0	(70,403)	(70,403)	10,541	06/30/2025	2.B FE	
..92838#-AA-1	VISTA RIDGE LLC / CENTRAL TEXA VISTA RIDGE LLC / CENTRAL TEXA 2.570% 10/14/49		06/30/2023			(47,825)	(47,825)	(47,825)	(46,806)	0	(1,019)	0	(1,019)	(47,825)	0	0	0	715	10/14/2049	1.F PL	
..92890P-AG-9	WF-RBS COMMERCIAL MORTGAGE TRU WF-RBS COMMERCIAL MORTGAGE TRU 3.488% 06/15/46 WF-RBS COMMERCIAL MORTGAGE TRUST 3.714%		06/01/2023	Paydown		9,673,217	9,673,217	9,962,784	9,673,189	0	27	0	27	9,673,217	0	0	0	168,701	06/15/2046	1.A	
..92937E-AG-9	03/15/45		06/01/2023	Paydown		623,900	623,900	588,572	623,900	0	0	0	0	623,900	0	0	0	9,662	03/15/2045	1.A	
..931142-BF-9	WAL-MART STORES INC 7.550% 02/15/30		05/22/2023	Various		4,143,510	3,500,000	4,387,670	3,880,502	0	(16,883)	0	(16,883)	3,863,619	0	279,891	279,891	202,277	02/15/2030	1.C FE	
..93144*-AA-0	WALGREENS CTL 5.990% 02/15/30		06/15/2023	Various Redemption 100.0000		30,384	30,384	30,384	30,384	0	0	0	0	30,384	0	0	0	759	02/15/2030	2.B	
..94978#-AT-4	LEGG MASON LEASE BACKED PASS T 2002-CTL-20 6.650% 08/01/27		06/01/2023			138,646	138,646	138,646	138,646	0	0	0	0	138,646	0	0	0	3,845	08/01/2027	2.B	
..94978#-BJ-5	WLS FRGO NRTHWIST CAP. LEASE FUNDING 2003-CTL- 02 5.789% 11/15/27		06/15/2023	Various Redemption 100.0000		125,894	125,894	119,387	118,223	0	7,671	0	7,671	125,894	0	0	0	4,282	11/15/2027	2.A	
..94978#-DC-8	WACHOVIA CORPORATION V 2005-1 5.480%		04/03/2023			1,125	1,125	1,125	763	0	362	0	362	1,125	0	0	0	31	01/02/2025	1.D	
..95058X-AE-8	WENDYS FUNDING LLC WEN_18-1A Series 144A 3.884% 03/15/48		06/15/2023	Paydown		12,500	12,500	12,500	12,500	0	0	0	0	12,500	0	0	0	243	03/15/2048	2.B FE	

E05.12

STATEMENT AS OF JUNE 30, 2023 OF GENWORTH LIFE INSURANCE COMPANY

SCHEDULE D - PART 4

Show All Long-Term Bonds and Stock Sold, Redeemed or Otherwise Disposed of During the Current Quarter

1	2	3	4	5	6	7	8	9	10	Change In Book/Adjusted Carrying Value					16	17	18	19	20	21	22
										11	12	13	14	15							
CUSIP Identification	Description	Foreign	Disposal Date	Name of Purchaser	Number of Shares of Stock	Consideration	Par Value	Actual Cost	Prior Year Book/Adjusted Carrying Value	Unrealized Valuation Increase/(Decrease)	Current Year's (Amortization)/Accretion	Current Year's Other Than Temporary Impairment Recognized	Total Change in Book/Adjusted Carrying Value (11 + 12 - 13)	Total Foreign Exchange Change in Book /Adjusted Carrying Value	Book/Adjusted Carrying Value at Disposal Date	Foreign Exchange Gain (Loss) on Disposal	Realized Gain (Loss) on Disposal	Total Gain (Loss) on Disposal	Bond Interest/Stock Dividends Received During Year	Stated Contractual Maturity Date	NAIC Designation, NAIC Designation Modifier and SVO Administrative Symbol
..960386-AQ-3	WESTINGHOUSE AIR BRAKE TECHNOL WESTINGHOUSE AIR BRAKE TECHNOL 3.200% 06/15/25		04/19/2023	TORONTO DOMINION		1,898,540	2,000,000	1,997,840	1,998,880	0	134	0	134	0	1,999,013	0	(100,473)	(100,473)	22,400	06/15/2025	2.C FE
..960413-AT-9	WESTLAKE CHEMICAL CORP 3.600% 08/15/26		05/11/2023	AMHERST		4,828,317	5,000,000	5,246,800	5,145,548	0	(14,845)	0	(14,845)	0	5,130,704	0	(302,386)	(302,386)	133,202	08/15/2026	2.B FE
..97651J-BB-1	WINWATER MORTGAGE LOAN TRUST W WIN_15-3 3.846% 03/20/45		06/01/2023	Paydown		119,971	119,971	121,672	121,296	0	(1,325)	0	(1,325)	0	119,971	0	0	0	2,104	03/20/2045	1.A
..97652P-AA-9	WINWATER MORTGAGE LOAN TRUST W WINWATER MORTGAGE LOAN TRUST W 3.919% 06/20/44		06/01/2023	Paydown		2,123	2,123	2,195	2,170	0	(47)	0	(47)	0	2,123	0	0	0	35	06/20/2044	1.A
..Y8564*-AB-0	TEEKAY SHUTTLE TANKER FINANCE TEEKAY SHUTTLE TANKER FINANCE 4.960% 12/31/23		06/30/2023	Redemption 100.0000		869,228	869,228	869,228	869,228	0	0	0	0	0	869,228	0	0	0	21,557	12/31/2023	2.C FE
..067901-AA-6	BARRIC GOLD CORP A 5.800% 11/15/34	A	04/19/2023	BARCLAYS CAPITAL INC		5,062,950	5,000,000	4,978,818	4,964,800	0	380	0	380	0	4,979,199	0	83,751	83,751	125,667	11/15/2034	2.A FE
..06849V-AA-1	BARRICK GOLD FINANCE CO 5.800% 11/15/34	A	04/20/2023	Various		16,758,275	16,500,000	16,453,330	16,472,387	0	509	0	509	0	16,472,900	0	285,379	285,379	421,467	11/15/2034	2.A FE
..12201P-AB-2	BURLINGTON RESOURCES FIN 7.200% 08/15/31	A	04/20/2023	AMHERST		11,563,900	10,000,000	11,635,000	10,802,065	0	(22,359)	0	(22,359)	0	10,779,706	0	784,194	784,194	498,000	08/15/2031	1.F FE
..136375-AY-8	CANADIAN NTL RAIL CO 7.625% 05/15/23	A	05/15/2023	Various		24,500,000	24,500,000	25,910,244	24,545,085	0	(45,085)	0	(45,085)	0	24,500,000	0	0	0	934,063	05/15/2023	1.F FE
..13645R-AE-4	CANADIAN PACIFIC RR 5.750% 03/15/33	A	04/18/2023	JEFFRIES & COMPANY INC		1,859,936	1,791,000	1,745,115	1,766,050	0	539	0	539	0	1,766,589	0	93,347	93,347	61,503	03/15/2033	2.B FE
..303901-BK-7	FAIRFAX FINANCIAL HOLDINGS LTD Series 144A 5.625% 08/16/32		05/19/2023	Tax Free Exchange		4,978,325	5,000,000	4,976,950	4,977,628	0	696	0	696	0	4,978,325	0	0	0	213,281	08/16/2032	2.B FE
..559222-AR-5	MAGNA INTL INC MAGNA INTERNATIONAL INC 4.150% 10/01/25	A	04/19/2023	TORONTO DOMINION		2,925,960	3,000,000	3,252,060	3,076,960	0	(8,967)	0	(8,967)	0	3,067,992	0	(142,032)	(142,032)	69,167	10/01/2025	1.G FE
..878744-AB-7	TECK RESOURCES LTD 5.200% 03/01/42	A	04/11/2023	MORGAN STANLEY		4,635,100	5,000,000	5,013,550	5,010,720	0	(97)	0	(97)	0	5,010,624	0	(375,524)	(375,524)	160,333	03/01/2042	2.C FE
..884903-AY-1	THOMSON CORPORATION 5.500% 08/15/35	A	04/13/2023	MORGAN STANLEY		5,049,100	5,000,000	5,024,800	5,016,724	0	(271)	0	(271)	0	5,016,453	0	32,647	32,647	184,861	08/15/2035	2.B FE
..00080Q-AD-7	ABN AMRO BANK NV 7.750% 05/15/23	D	05/15/2023	Maturity		16,296,000	16,296,000	16,924,537	16,324,442	0	(28,442)	0	(28,442)	0	16,296,000	0	0	0	631,470	05/15/2023	2.B FE
..00182Y-AA-3	ANZ BANK NEW ZEALAND LTD Series 144A 5.548% 08/11/32	C	04/12/2023	Various		2,976,650	3,000,000	2,999,340	3,000,039	0	(53,659)	0	(53,659)	0	2,946,380	0	30,270	30,270	111,361	08/11/2032	1.G FE
..00289L-AA-3	ABENGOA TRANSMISSION SUR SA 6.875% 04/30/43	C	04/30/2023	Redemption 100.0000		33,150	33,150	33,148	33,145	0	5	0	5	0	33,150	0	0	0	1,140	04/30/2043	2.B FE
..056162-AN-0	BABSON CLO LTD BABSN_15-1A Series 144A 6.240% 01/20/31	D	04/20/2023	Paydown		109,366	109,366	109,366	109,366	0	0	0	0	0	109,366	0	0	0	3,048	01/20/2031	1.A FE
..09228Y-AB-8	BLACKBIRD CAPITAL AIRCRAFT BBI BLACKBIRD CAPITAL AIRCRAFT BBI 4.213% 12/16/41	C	06/15/2023	Paydown		54,398	54,398	54,397	54,398	0	0	0	0	0	54,398	0	0	0	869	12/16/2041	1.G FE
..12807C-AA-1	CAL FUNDING IV LTD CAI_20-1A Series 144A 2.220% 09/25/45	C	06/25/2023	Paydown		255,000	255,000	254,942	254,960	0	40	0	40	0	255,000	0	0	0	2,359	09/25/2045	1.F FE
..12807C-AC-7	CAL FUNDING IV LTD CAI_20-1A Series 144A 3.500% 09/25/45	C	06/25/2023	Paydown		74,375	74,375	74,343	74,353	0	22	0	22	0	74,375	0	0	0	1,085	09/25/2045	2.B FE
..14987V-AA-7	CBAM CLO MANAGEMENT CBAM_19-9A Series 144A 6.531% 02/12/30	C	04/15/2023	Paydown		106,152	106,152	104,692	105,490	0	662	0	662	0	106,152	0	0	0	3,065	02/12/2030	1.A FE
..36728K-AA-8	GAS NATURAL DE LIMA GAS NATURAL DE LIMA Y CALLAO S 4.375% 04/01/23	D	04/01/2023	Maturity		2,000,000	2,000,000	2,000,300	2,000,009	0	(9)	0	(9)	0	2,000,000	0	0	0	43,750	04/01/2023	2.B FE
..37959P-AA-5	GLOBAL SC FINANCE SRL SEACO_20 Series 144A 2.170% 10/17/40	C	06/17/2023	Paydown		139,331	139,331	139,325	139,326	0	5	0	5	0	139,331	0	0	0	1,261	10/17/2040	1.F FE
..400666-AA-1	GUARA NORTE SARL Series 144A 5.198% 06/15/34	C	06/15/2023	Redemption 100.0000		447,270	447,270	447,248	447,203	0	67	0	67	0	447,270	0	0	0	11,625	06/15/2034	3.A FE
..404280-BB-4	HSBC HOLDINGS PLC 3.900% 05/25/26	C	04/20/2023	HSBC SECURITIES INC		4,814,450	5,000,000	5,554,650	5,324,278	0	(28,920)	0	(28,920)	0	5,295,358	0	(480,908)	(480,908)	80,708	05/25/2026	1.G FE
..423012-AD-5	HEINEKEN NV 144A 2.750% 04/01/23	D	04/01/2023	Maturity		6,000,000	6,000,000	5,995,260	5,997,083	0	2,917	0	2,917	0	6,000,000	0	0	0	82,500	04/01/2023	2.A FE
..45605P-AM-0	INDUSTRIAL DPR FUNDING LTD BIN INDUSTRIAL DPR FUNDING LTD BIN 5.235% 04/15/26	C	04/15/2023	Paydown		271,632	271,632	271,632	227,953	0	43,679	0	43,679	0	271,632	0	0	0	17,650	04/15/2026	2.B FE
..46062N-AB-3	INTEROCEANICA IV FINANCE LTD 144A 0.000% 11/30/25	C	05/30/2023	Redemption 100.0000		104,763	104,763	52,005	96,106	0	8,657	0	8,657	0	104,763	0	0	0	0	11/30/2025	2.B FE
..65558R-AD-1	NORDEA BANK ABP Series 144A 5.375% 09/22/27	C	04/04/2023	DEUTSCHE BANK SECURITIES INC		5,067,850	5,000,000	4,996,750	4,996,910	0	151	0	151	0	4,997,062	0	70,788	70,788	144,826	09/22/2027	1.F FE
..69369E-AE-9	PERTAMINA PERTAMINA (PERSERO) PT 4.300% 05/20/23	D	05/20/2023	Maturity		2,000,000	2,000,000	2,000,000	2,000,000	0	0	0	0	0	2,000,000	0	0	0	43,000	05/20/2023	2.B FE

E05_13

STATEMENT AS OF JUNE 30, 2023 OF GENWORTH LIFE INSURANCE COMPANY

SCHEDULE D - PART 4

Show All Long-Term Bonds and Stock Sold, Redeemed or Otherwise Disposed of During the Current Quarter

1	2	3	4	5	6	7	8	9	10	Change In Book/Adjusted Carrying Value					16	17	18	19	20	21	22
										11	12	13	14	15							
CUSIP Identification	Description	Foreign	Disposal Date	Name of Purchaser	Number of Shares of Stock	Consideration	Par Value	Actual Cost	Prior Year Book/Adjusted Carrying Value	Unrealized Valuation Increase/(Decrease)	Current Year's (Amortization)/Accretion	Current Year's Other Than Temporary Impairment Recognized	Total Change in Book/Adjusted Carrying Value (11 + 12 - 13)	Total Foreign Exchange Change in Book /Adjusted Carrying Value	Book/Adjusted Carrying Value at Disposal Date	Foreign Exchange Gain (Loss) on Disposal	Realized Gain (Loss) on Disposal	Total Gain (Loss) on Disposal	Bond Interest/Stock Dividends Received During Year	Stated Contractual Maturity Date	NAIC Designation, NAIC Designation Modifier and SVO Administrative Symbol
..82929R-AC-0	SINGAPORE TELECOMMUNICATIONS L 144A 7.375% 12/01/31	D	04/11/2023	Various		10,245,339	8,514,000	9,966,968	9,261,973	0	(17,848)	0	(17,848)	0	9,244,125	0	1,001,214	1,001,214	229,083	12/01/2031	1.F FE
..833636-AE-3	SOCIEDAD QUIMICA Y MINERA DE CHILE 3.625% 04/03/23	D	04/03/2023	Various		6,980,000	6,980,000	6,442,020	6,962,434	0	17,566	0	17,566	0	6,980,000	0	0	0	126,513	04/03/2023	2.A FE
..88315L-AH-1	TEXTAINER MARINE CONTAINERS LT TEXTAINER MARINE CONTAINERS LT 3.340% 09/20/45	C	06/20/2023	Paydown		72,603	72,603	72,595	72,597	0	6	0	6	0	72,603	0	0	0	1,016	09/20/2045	2.B FE
..88315L-AN-8	TEXTAINER MARINE CONTAINERS VI Series 144A 2.520% 02/20/46	C	06/20/2023	Paydown		28,072	28,072	28,061	28,063	0	9	0	9	0	28,072	0	0	0	295	02/20/2046	2.B FE
..92857T-AH-0	VODAFONE GROUP PLC 7.875% 02/15/30 BARRY CALLEBAUT BARRY CALLEBAUT SERVICES NV	D	04/18/2023	Various		5,808,800	5,000,000	6,443,750	5,632,080	0	(21,801)	0	(21,801)	0	5,610,279	0	198,521	198,521	267,969	02/15/2030	2.B FE
..BGW2AF-2H-1	5.500% 06/15/23	D	06/15/2023	Maturity		5,000,000	5,000,000	5,021,220	5,001,231	0	(1,231)	0	(1,231)	0	5,000,000	0	0	0	137,123	06/15/2023	2.C FE
..G1264*-AA-0	BID II CLASS A NOTE 3.500% 06/30/39	C	04/10/2023	Paydown		43,658	43,658	43,658	31,011	0	0	0	0	0	43,658	0	0	0	643	06/30/2039	1.G PL
..L8038*-AA-4	SBM BALEIA AZUL S.A.R.L. 5.500% 09/15/27	D	06/15/2023	Redemption 100.0000		293,250	293,250	293,250	293,250	0	0	0	0	0	293,250	0	0	0	8,064	09/15/2027	3.C
..09749#-AF-2	WESTRAC PTY LTD 5.190% 06/07/23	C	06/07/2023	Maturity		1,000,000	1,000,000	1,000,000	1,000,000	0	0	0	0	0	1,000,000	0	0	0	25,950	06/07/2023	2.B PL
..36161R-BA-6	GFCM LLC		06/30/2023	Paydown		1,246,030	1,246,030	1,246,030	1,246,030	0	0	0	0	0	1,246,030	0	0	0	0	06/12/2033	1.A
..36161R-AV-1	GFCM LLC		06/30/2023	Paydown		61,775	61,775	61,775	61,775	0	0	0	0	0	61,775	0	0	0	0	06/12/2033	4.C FE
..12656*-AG-7	CSLB HOLDINGS INC CSLB HOLDINGS INC 3.200%		04/03/2023	Various		0	0	0	0	0	0	0	0	0	0	0	0	0	1,422	04/03/2023	1.G
1109999999. Subtotal - Bonds - Industrial and Miscellaneous (Unaffiliated)						638,625,688	650,304,935	663,294,094	635,908,935	1,044	(35,141)	0	(34,097)	0	654,121,781	0	(15,496,089)	(15,496,089)	19,107,983	XXX	XXX
..585270-AA-9	MEIJI YASUDA LIFE INSURANCE CO 5.200% 10/20/45	D	05/18/2023	Soc Gen		9,925,000	10,000,000	10,000,000	10,000,000	0	0	0	0	0	10,000,000	0	(75,000)	(75,000)	306,222	10/20/2045	1.G FE
1309999999. Subtotal - Bonds - Hybrid Securities						9,925,000	10,000,000	10,000,000	10,000,000	0	0	0	0	0	10,000,000	0	(75,000)	(75,000)	306,222	XXX	XXX
..BGW46S-TU-6	PF Baseline Fitness LLC PF Baseline Fitness LLC 03/31/24		04/03/2023	Redemption 100.0000		9,387	9,387	9,199	9,492	0	(105)	0	(105)	0	9,387	0	0	0	228	03/31/2024	4.B Z
..BGW46S-TU-6	PF Baseline Fitness LLC PF Baseline Fitness LLC 03/31/24		06/30/2023	Redemption 100.0000		9,375	9,375	9,188	9,480	0	(105)	0	(105)	0	9,375	0	0	0	472	03/31/2024	4.B PL
..BGW46S-U3-4	PF Baseline Fitness LLC PF Baseline Fitness LLC 03/31/24		04/03/2023	Redemption 100.0000		9,375	9,375	9,187	9,465	0	(90)	0	(90)	0	9,375	0	0	0	222	03/31/2024	4.B Z
..BGW46S-U3-4	PF Baseline Fitness LLC PF Baseline Fitness LLC 03/31/24		06/30/2023	Redemption 100.0000		9,387	9,387	9,199	9,477	0	(90)	0	(90)	0	9,387	0	0	0	466	03/31/2024	4.B PL
..BGW473-NR-3	Med Review Inst of America Med Review Inst of America 10/06/24		05/10/2023	Redemption 100.0000		178,846	178,846	175,269	0	0	3,577	0	3,577	0	178,846	0	0	0	0	10/06/2024	4.B PL
..BGW49M-7L-0	Nonni's Food, LLC Nonni's Food 03/01/25		04/03/2023	Redemption 100.0000		14,169	14,169	13,938	14,026	0	142	0	142	0	14,169	0	0	0	359	03/01/2025	3.B PL
..BGW49M-7V-8	Nonni's Food, LLC Nonni's Food, LLC 03/01/25		06/27/2023	Redemption 100.0000		239,634	239,634	238,243	0	0	1,390	0	1,390	0	239,634	0	0	0	0	03/01/2025	3.B PL
..BGW49V-R6-1	G.E.T. Acquisition, LLC G.E.T. Acquisition LLC 02/16/24		06/16/2023	Redemption 100.0000		189,947	189,947	188,047	194,178	0	(4,231)	0	(4,231)	0	189,947	0	0	0	7,220	02/16/2024	4.A Z
..BGW4AA-8J-8	AC&A Enterprises Holdings, LLC AC&A Enterprises Holdings 01/21/25		04/05/2023	Redemption 100.0000		16	16	16	16	0	0	0	0	0	16	0	0	0	0	01/21/2025	6.A PL
..BGW4AA-BR-0	AC&A Enterprises Holdings, LLC AC&A Enterprises Holdings 01/21/25		06/30/2023	Redemption 100.0000		10,573	10,573	10,441	10,610	0	(37)	0	(37)	0	10,573	0	0	0	145	01/21/2025	5.A Z
..BGW4AA-DF-0	AC&A Enterprises Holdings, LLC AC&A Enterprises Holdings 01/21/25		06/30/2023	Redemption 100.0000		1,401	1,401	1,384	1,405	0	(5)	0	(5)	0	1,401	0	0	0	0	01/21/2025	5.A Z
..BGW4AM-87-8	HMI Acquisition Company HMI Acquisition Company 12/28/24		05/02/2023	Redemption 100.0000		201,613	201,613	201,613	0	0	0	0	0	0	201,613	0	0	0	0	12/28/2024	6. PL

E05.14

STATEMENT AS OF JUNE 30, 2023 OF GENWORTH LIFE INSURANCE COMPANY

SCHEDULE D - PART 4

Show All Long-Term Bonds and Stock Sold, Redeemed or Otherwise Disposed of During the Current Quarter

1	2	3	4	5	6	7	8	9	10	Change In Book/Adjusted Carrying Value					16	17	18	19	20	21	22
										11	12	13	14	15							
CUSIP Identification	Description	For- eign	Disposal Date	Name of Purchaser	Number of Shares of Stock	Consid- eration	Par Value	Actual Cost	Prior Year Book/ Adjusted Carrying Value	Unrealized Valuation Increase/ (Decrease)	Current Year's (Amor- tization)/ Accretion	Current Year's Other Than Temporary Impairment Recogn- ized	Total Change in Book/ Adjusted Carrying Value (11 + 12 - 13)	Total Foreign Exchange Change in Book /Adjusted Carrying Value	Book/ Adjusted Carrying Value at Disposal Date	Foreign Exchange Gain (Loss) on Disposal	Realized Gain (Loss) on Disposal	Total Gain (Loss) on Disposal	Bond Interest/ Stock Dividends Received During Year	Stated Con- tractual Maturity Date	NAIC Desig- nation, NAIC Desig- nation Modifier and SVO Admini- strative Symbol
..BGW4CZ-T6-6	GetwellNetwork, Inc. GetwellNetwork 02/23/24		05/19/2023	Redemption 100.0000		62,500	62,500	61,563	63,764	0	(1,264)	0	(1,264)	0	62,500	0	0	0	2,910	02/23/2024	4.A PL
..BGW4E4-GY-6	SupplyOne, Inc. SupplyOne 02/01/24		04/03/2023	Redemption 100.0000		11,993	11,993	11,761	12,185	0	(193)	0	(193)	0	11,993	0	0	0	349	02/01/2024	4.A Z
..BGW4GJ-AW-1	Chase Industries, Inc Chase Industries Inc 05/11/25		06/29/2023	Redemption 100.0000		211,268	211,268	211,268	209,396	0	0	0	0	0	211,268	0	0	0	0	05/11/2025	5.C PL
..BGW4HX-P5-2	EXT Acquisitions Inc EXT Acquisitions Inc 06/26/24		06/21/2023	Redemption 100.0000		75,754	75,754	75,754	0	0	0	0	0	0	75,754	0	0	0	1,851	06/26/2024	4.A PL
..BGW4HX-PG-8	EXT Acquisitions Inc EXT Acquisitions Inc 06/26/24		06/30/2023	Redemption 100.0000		2,462	2,462	2,413	2,528	0	(66)	0	(66)	0	2,462	0	0	0	114	06/26/2024	4.A PL
..BGW4HX-PQ-6	EXT Acquisitions Inc EXT Acquisitions Inc 06/26/24		06/30/2023	Redemption 100.0000		1,263	1,263	1,237	1,297	0	(34)	0	(34)	0	1,263	0	0	0	15	06/26/2024	4.A PL
..BGW4J6-VZ-6	Spinrite Limited Partnership Spinrite Limited Partnership 06/27/24		04/03/2023	Redemption 100.0000		13,844	13,844	13,671	13,949	0	(105)	0	(105)	0	13,844	0	0	0	384	06/27/2024	5.B PL
..BGW4KH-RQ-5	Sara Lee Frozen Bakery Sara Lee Frozen Bakery 07/30/25		04/05/2023	Redemption 100.0000		470,000	470,000	470,000	436,667	0	0	0	0	0	470,000	0	0	0	10,180	07/30/2025	3.C PL
..BGW4KH-U7-3	Sara Lee Frozen Bakery Sara Lee Frozen Bakery 07/30/25		06/30/2023	Redemption 100.0000		16,256	16,256	15,886	16,415	0	(159)	0	(159)	0	16,256	0	0	0	499	07/30/2025	5.A PL
..BGW4LJ-3L-7	PS Intermediate Holdco PS Intermediate Holdco 04/27/24		06/30/2023	Redemption 100.0000		24,247	24,247	23,976	24,151	0	96	0	96	0	24,247	0	0	0	1,095	04/27/2024	4.B PL
..BGW4LN-97-3	Transportation Insight Transportation Insight 12/03/24		06/27/2023	Redemption 100.0000		31,322	31,322	31,322	0	0	0	0	0	0	31,322	0	0	0	0	12/03/2024	3.B PL
..BGW4LN-9N-8	Transportation Insight Transportation Insight 12/18/24		06/30/2023	Redemption 100.0000		15,240	15,240	15,090	15,882	0	(642)	0	(642)	0	15,240	0	0	0	696	12/18/2024	3.B PL
..BGW4LN-9V-0	Transportation Insight Transportation Insight 12/18/24		06/30/2023	Redemption 100.0000		3,490	3,490	3,455	3,637	0	(147)	0	(147)	0	3,490	0	0	0	159	12/18/2024	3.B PL
..BGW4P4-MQ-4	MTI Group Acquisition Company MTI Group Acquisition Company 03/31/25		04/14/2023	Redemption 100.0000		219,366	219,366	217,721	220,169	0	(803)	0	(803)	0	219,366	0	0	0	0	03/31/2025	6. Z
..BGW4P4-MQ-4	MTI Group Acquisition Company MTI Group Acquisition Company 03/31/25		04/18/2023	No Broker		35,726	0	35,726	35,726	0	0	0	0	0	35,726	0	0	0	0	03/31/2025	6. Z
..BGW4PN-5J-7	Ubeo LLC Ubeo LLC 04/03/24		05/08/2023	Redemption 100.0000		31,590	31,590	30,961	31,666	0	(76)	0	(76)	0	31,590	0	0	0	1,420	04/03/2024	4.B PL
..BGW4PN-5J-7	Ubeo LLC Ubeo LLC 04/03/24		04/26/2023	Redemption 100.0000		14,870	14,870	14,574	14,906	0	(36)	0	(36)	0	14,870	0	0	0	669	04/03/2024	4.C PL
..BGW4PN-5J-7	Ubeo LLC Ubeo LLC 04/03/24		06/01/2023	Conversion		15,057	14,889	14,591	14,924	0	133	0	133	0	15,057	0	0	0	669	04/03/2024	4.B PL
..BGW4QK-LB-1	The Pearlman Group The Pearlman Group 05/05/27		04/03/2023	Redemption 100.0000		9,440	9,440	9,251	9,753	0	(313)	0	(313)	0	9,440	0	0	0	211	05/05/2027	4.A PL
..BGW4TB-Q1-5	Composite Technology Acq Composite Technology Acq 02/01/24		06/30/2023	Redemption 100.0000		786	786	786	392	0	0	0	0	0	786	0	0	0	24	02/01/2024	4.C PL
..BGW4TB-Q1-5	Composite Technology Acq Composite Technology Acq 02/01/24		06/23/2023	Redemption 100.0000		50,134	50,134	50,134	24,963	0	0	0	0	0	50,134	0	0	0	1,520	02/01/2024	5.A PL
..BGW4TB-TD-6	Composite Technology Acq Composite Technology Acq 02/01/25		04/03/2023	Redemption 100.0000		10,119	10,119	9,968	10,431	0	(312)	0	(312)	0	10,119	0	0	0	242	02/01/2025	5.A PL
..BGW4TC-1M-4	The Ultimus Group Midco, LLC The Ultimus Group Midco 02/01/26		06/30/2023	Redemption 100.0000		16,775	16,775	16,593	16,855	0	(80)	0	(80)	0	16,775	0	0	0	1,161	02/01/2026	4.B PL
..BGW4YY-RD-2	W20 HOLDINGS, INC. W20 HOLDINGS 06/12/25		06/30/2023	Redemption 100.0000		22,476	22,476	22,006	22,032	0	444	0	444	0	22,476	0	0	0	580	06/12/2025	3.C PL
..BGW50M-M7-0	Valicor PPC Intermediate I LLC Valicor PPC Intermediate I LLC 07/24/26		06/30/2023	Redemption 100.0000		12,170	12,170	12,109	12,813	0	(643)	0	(643)	0	12,170	0	0	0	587	07/24/2026	4.C PL

EO5.15

STATEMENT AS OF JUNE 30, 2023 OF GENWORTH LIFE INSURANCE COMPANY

SCHEDULE D - PART 4

Show All Long-Term Bonds and Stock Sold, Redeemed or Otherwise Disposed of During the Current Quarter

1	2	3	4	5	6	7	8	9	10	Change In Book/Adjusted Carrying Value					16	17	18	19	20	21	22
										11	12	13	14	15							
CUSIP Identification	Description	For- eign	Disposal Date	Name of Purchaser	Number of Shares of Stock	Consid- eration	Par Value	Actual Cost	Prior Year Book/ Adjusted Carrying Value	Unrealized Valuation Increase/ (Decrease)	Current Year's (Amor- tization)/ Accretion	Current Year's Other Than Temporary Impairment Recogn- ized	Total Change in Book/ Adjusted Carrying Value (11 + 12 - 13)	Total Foreign Exchange Change in Book /Adjusted Carrying Value	Book/ Adjusted Carrying Value at Disposal Date	Foreign Exchange Gain (Loss) on Disposal	Realized Gain (Loss) on Disposal	Total Gain (Loss) on Disposal	Bond Interest/ Stock Dividends Received During Year	Stated Con- tractual Maturity Date	NAIC Desig- nation, NAIC Desig- nation Modifier and SVO Admini- strative Symbol
.BGW50M-M7-0	Valicor PPC Intermediate I LLC Valicor PPC Intermediate I LLC 07/24/26		04/03/2023	Conversion	100.0000	1,822	1,735	1,726	1,827	0	(5)	0	(5)	0	1,822	0	0	0	39	07/24/2026	3.C PL
.BGW50M-M8-8	Valicor PPC Intermediate I LLC Valicor PPC Intermediate I LLC 07/24/24		06/07/2023	Redemption	100.0000	143,478	143,478	143,516	23,105	0	(529)	0	(529)	0	143,478	0	0	0	1,687	07/24/2024	3.C PL
.BGW50M-M8-8	Valicor PPC Intermediate I LLC Valicor PPC Intermediate I LLC 07/24/24		04/03/2023	Conversion	100.0000	41,648	41,648	41,648	0	0	0	0	0	0	41,648	0	0	0	155	07/24/2024	3.C PL
.BGW52B-FJ-4	Heartland, LLC Heartland LLC 08/30/25		06/30/2023	Redemption	100.0000	20,888	20,888	20,522	21,341	0	(453)	0	(453)	0	20,888	0	0	0	538	08/30/2025	4.B PL
.BGW52C-V0-5	Heartland, LLC Heartland LLC 08/30/24		05/12/2023	Redemption	100.0000	86,308	86,308	86,308	0	0	0	0	0	0	86,308	0	0	0	698	08/30/2024	4.B PL
.BGW52C-V6-2	Heartland, LLC Heartland 08/30/25		06/30/2023	Redemption	100.0000	24,581	24,581	24,160	25,486	0	(905)	0	(905)	0	24,581	0	0	0	819	08/30/2025	4.B PL
.BGW53C-T9-8	Apex Service Partners, LLC Apex Service Partners LLC 07/31/25		06/30/2023	Redemption	100.0000	17,912	17,912	17,784	18,653	0	(740)	0	(740)	0	17,912	0	0	0	858	07/31/2025	4.B PL
.BGW53C-UB-1	Apex Service Partners, LLC Apex Service Partners LLC 07/31/25		04/07/2023	Redemption	100.0000	160,256	160,256	160,256	0	0	0	0	0	0	160,256	0	0	0	0	07/31/2025	4.B PL
.BGW53T-79-5	Certified Power, Inc. Certified Power 06/20/23		04/28/2023	Redemption	100.0000	4,045,949	4,045,949	4,005,489	4,052,043	0	(6,094)	0	(6,094)	0	4,045,949	0	0	0	48,686	06/20/2023	2.C Z
.BGW55B-33-9	DAS Purchaser 2 Corp. DAS Purchaser 2 Corp. 11/13/24		06/29/2023	Redemption	100.0000	(12,685)	(12,685)	(12,685)	(5,855)	0	0	0	0	0	(12,685)	0	0	0	0	11/13/2024	2.C PL
.BGW55B-3S-4	DAS Purchaser 2 Corp. DAS Purchaser 2 Corp. 11/13/24		06/30/2023	Redemption	100.0000	11,462	11,462	11,347	11,870	0	(409)	0	(409)	0	11,462	0	0	0	275	11/13/2024	2.C PL
.BGW55B-3S-4	DAS Purchaser 2 Corp. DAS Purchaser 2 Corp. 11/13/24		04/17/2023	Conversion	100.0000	11,870	11,462	11,347	11,870	0	(1)	0	(1)	0	11,870	0	0	0	275	11/13/2024	2.C PL
.BGW55B-3X-3	DAS Purchaser 2 Corp. DAS Purchaser 2 Corp. 11/13/24		06/30/2023	Redemption	100.0000	1,224	1,224	1,211	1,254	0	(30)	0	(30)	0	1,224	0	0	0	29	11/13/2024	2.C PL
.BGW55B-3X-3	DAS Purchaser 2 Corp. DAS Purchaser 2 Corp. 11/13/24		04/17/2023	Conversion	100.0000	1,255	1,224	1,211	1,254	0	1	0	1	0	1,255	0	0	0	29	11/13/2024	2.C PL
.BGW56S-63-8	ECM Industries, LLC ECM Industries 12/23/25		05/18/2023	Redemption	100.0000	169,046	169,046	169,046	169,046	0	0	0	0	0	169,046	0	0	0	9,055	12/23/2025	4.B PL
.BGW56S-67-9	ECM Industries, LLC ECM Industries LLC 12/23/25		05/18/2023	Redemption	100.0000	4,945,408	4,945,408	4,895,954	5,182,521	0	(237,113)	0	(237,113)	0	4,945,408	0	0	0	218,382	12/23/2025	4.B PL
.BGW58E-FR-4	Fresh Holdco, Inc. Fresh Holdco 01/24/26		05/23/2023	Redemption	100.0000	126,582	126,582	125,316	130,375	0	(3,793)	0	(3,793)	0	126,582	0	0	0	9,216	01/24/2026	3.B PL
.BGW58E-FU-7	Fresh Holdco, Inc. Fresh Holdco 01/24/26		06/30/2023	Redemption	100.0000	11,076	11,076	10,965	11,409	0	(333)	0	(333)	0	11,076	0	0	0	602	01/24/2026	3.B PL
.BGW58R-VL-0	New ILC Dover, Inc. New ILC Dover, Inc. 01/31/26		06/30/2023	Redemption	100.0000	3,577	3,577	3,559	1,246	0	(7)	0	(7)	0	3,577	0	0	0	132	01/31/2026	4.B PL
.BGW58R-VU-0	New ILC Dover, Inc. New ILC Dover 01/31/26		05/26/2023	Redemption	100.0000	112,595	112,595	112,595	0	0	0	0	0	0	112,595	0	0	0	0	01/31/2026	4.B PL
.BGW58R-W8-8	New ILC Dover, Inc. New ILC Dover 01/31/26		06/30/2023	Redemption	100.0000	25,217	25,217	24,964	26,235	0	(1,018)	0	(1,018)	0	25,217	0	0	0	939	01/31/2026	4.B PL
.BGW5B7-7R-4	RxSense Holdings LLC RxSense Holdings LLC 03/13/26		06/30/2023	Redemption	100.0000	12,976	12,976	12,716	13,388	0	(413)	0	(413)	0	12,976	0	0	0	621	03/13/2026	3.C PL
.BGW5PH-GL-0	Med Review Inst of America Med Review Inst of America 10/06/24		06/30/2023	Redemption	100.0000	14,702	14,702	14,629	15,133	0	(430)	0	(430)	0	14,702	0	0	0	569	10/06/2024	4.B Z
.BGW619-RK-2	Fortune International, LLC Fortune International, LLC 01/17/26		06/30/2023	Redemption	100.0000	4,206	4,206	4,178	4,276	0	(71)	0	(71)	0	4,206	0	0	0	41	01/17/2026	2.C PL

E05.16

STATEMENT AS OF JUNE 30, 2023 OF GENWORTH LIFE INSURANCE COMPANY

SCHEDULE D - PART 4

Show All Long-Term Bonds and Stock Sold, Redeemed or Otherwise Disposed of During the Current Quarter

1	2	3	4	5	6	7	8	9	10	Change In Book/Adjusted Carrying Value					16	17	18	19	20	21	22	
										11	12	13	14	15								
CUSIP Identification	Description	Foreign	Disposal Date	Name of Purchaser	Number of Shares of Stock	Consideration	Par Value	Actual Cost	Prior Year Book/Adjusted Carrying Value	Unrealized Valuation Increase/(Decrease)	Current Year's (Amortization)/Accretion	Current Year's Other Than Temporary Impairment Recognized	Total Change in Book/Adjusted Carrying Value (11 + 12 - 13)	Total Foreign Exchange Change in Book /Adjusted Carrying Value	Book/Adjusted Carrying Value at Disposal Date	Foreign Exchange Gain (Loss) on Disposal	Realized Gain (Loss) on Disposal	Total Gain (Loss) on Disposal	Bond Interest/Stock Dividends Received During Year	Stated Contractual Maturity Date	NAIC Designation, NAIC Designation Modifier and SVO Administrative Symbol	
.BGW61E-BU-0	Erie Construction Mid-West LLC Erie Construction Mid-West LLC		07/30/27	Redemption	100.0000																	
.BGW61F-TA-8	Bounteous, Inc. Bounteous, Inc.		08/02/27	Redemption	100.0000	16,902	16,902	16,733	17,254	0	(352)	0	(352)	0	16,902	0	0	0	837	07/30/2027	2.A PL	
.BGW623-VB-9	Whitsons Holding Group, LLC Whitsons Holding Group, LLC		08/02/27	Redemption	100.0000	1,684	1,684	1,667	1,728	0	(44)	0	(44)	0	1,684	0	0	0	71	08/02/2027	2.B PL	
.BGW622-D8-8	World 50, Inc. World 50, Inc.		01/12/26	Redemption	100.0000	1,742	1,742	1,725	1,776	0	(33)	0	(33)	0	1,742	0	0	0	51	08/02/2027	2.B PL	
.BGW62S-OK-8	Whitsons Holding Group, LLC Whitsons Holding Group, LLC		08/27/27	Redemption	100.0000	1,136,498	1,136,498	1,125,133	1,153,417	0	(16,919)	0	(16,919)	0	1,136,498	0	0	0	0	10/19/2024	2.C PL	
.BGW62S-OL-6	Whitsons Holding Group, LLC Whitsons Holding Group, LLC		08/27/27	Redemption	100.0000	364	364	359	361	0	3	0	3	0	364	0	0	0	13	08/27/2027	2.C PL	
.BGW646-T6-4	SEKO Worldwide, LLC SEKO Worldwide, LLC		12/30/26	Redemption	100.0000	2,508	2,508	2,477	2,548	0	(40)	0	(40)	0	2,508	0	0	0	107	08/27/2027	2.C PL	
.BGW648-Q9-7	BrightSign LLC BrightSign LLC		10/14/27	Redemption	100.0000	9,489	9,489	9,394	9,675	0	(187)	0	(187)	0	9,489	0	0	0	508	10/14/2027	3.A PL	
.BGW652-5E-8	Lamark Media Group, LLC Lamark Media Group, LLC		10/14/27	Redemption	100.0000	7,569	7,569	7,443	2,578	0	51	0	51	0	7,569	0	0	0	286	10/14/2027	3.A PL	
.BGW652-5E-8	Stanton Carpet Corp. Stanton Carpet Corp.		10/01/27	Redemption	100.0000	68,505	68,505	67,820	69,570	0	(1,065)	0	(1,065)	0	68,505	0	0	0	2,245	10/01/2027	2.C PL	
.BGW661-QQ-2	Corbett Technology Solutions Corbett Technology Solutions		10/29/27	Redemption	100.0000	2,381	2,381	2,358	2,400	0	(19)	0	(19)	0	2,381	0	0	0	65	10/29/2027	3.A PL	
.BGW662-3L-6	Corbett Technology Solutions Corbett Technology Solutions		10/29/27	Redemption	100.0000	7,359	7,359	7,256	4,455	0	44	0	44	0	7,359	0	0	0	216	10/29/2027	3.A PL	
.BGW67E-WIS-2	Bounteous, Inc. Bounteous, Inc.		08/02/27	Redemption	100.0000	339	339	336	345	0	(7)	0	(7)	0	339	0	0	0	14	08/02/2027	2.B PL	
.BGW67N-CU-9	BCM One, Inc. BCM One, Inc.		11/17/27	Redemption	100.0000	1,947	1,947	1,933	1,987	0	(39)	0	(39)	0	1,947	0	0	0	45	11/17/2027	3.A PL	
.BGW67S-KK-1	NFM & J, L.P. NFM & J, L.P.		11/30/27	Redemption	100.0000	545	545	541	549	0	(4)	0	(4)	0	545	0	0	0	13	11/17/2027	3.A PL	
.BGW67S-LS-3	NFM & J, L.P. NFM & J, L.P.		11/30/27	Redemption	100.0000	18,642	18,642	18,456	18,895	0	(253)	0	(253)	0	18,642	0	0	0	999	11/30/2027	3.A PL	
.BGW67S-LS-3	NFM & J, L.P. NFM & J, L.P.		11/30/27	Redemption	100.0000	16,552	16,552	16,380	15,519	0	22	0	22	0	16,552	0	0	0	667	11/30/2027	3.A PL	
.BGW67S-LS-3	NFM & J, L.P. NFM & J, L.P.		05/26/2023	No Broker		2,371	0	2,371	2,148	0	0	0	0	2,371	0	0	0	74	11/30/2027	3.A PL		

EO5.17

STATEMENT AS OF JUNE 30, 2023 OF GENWORTH LIFE INSURANCE COMPANY

SCHEDULE D - PART 4

Show All Long-Term Bonds and Stock Sold, Redeemed or Otherwise Disposed of During the Current Quarter

1	2	3	4	5	6	7	8	9	10	Change In Book/Adjusted Carrying Value					16	17	18	19	20	21	22
										11	12	13	14	15							
CUSIP Identification	Description	Foreign	Disposal Date	Name of Purchaser	Number of Shares of Stock	Consideration	Par Value	Actual Cost	Prior Year Book/Adjusted Carrying Value	Unrealized Valuation Increase/(Decrease)	Current Year's (Amortization)/Accretion	Current Year's Other Than Temporary Impairment Recognized	Total Change in Book/Adjusted Carrying Value (11 + 12 - 13)	Total Foreign Exchange Change in Book /Adjusted Carrying Value	Book/Adjusted Carrying Value at Disposal Date	Foreign Exchange Gain (Loss) on Disposal	Realized Gain (Loss) on Disposal	Total Gain (Loss) on Disposal	Bond Interest/Stock Dividends Received During Year	Stated Contractual Maturity Date	NAIC Designation, NAIC Designation Modifier and SVO Administrative Symbol
..BGW682-4N-9	Bradshaw International Parent 10/21/27		04/28/2023	Redemption 100.0000		105,375	105,375	102,741	105,392	0	(17)	0	(17)	0	105,375	0	0	0	3,622	10/21/2027	3.A PL
..BGW68F-5L-3	GHR Healthcare, LLC GHR Healthcare, LLC 12/09/27		06/30/2023	Redemption 100.0000		600	600	591	601	0	(1)	0	(1)	0	600	0	0	0	15	12/09/2027	2.C PL
..BGW68F-6G-3	Xifin, Inc. Xifin, Inc. 02/06/26		06/30/2023	Redemption 100.0000		64,482	64,482	63,676	64,740	0	(257)	0	(257)	0	64,482	0	0	0	2,564	02/06/2026	3.A PL
..BGW68F-7C-1	GHR Healthcare, LLC GHR Healthcare, LLC 12/09/27		06/30/2023	Redemption 100.0000		1,926	1,926	1,902	1,910	0	16	0	16	0	1,926	0	0	0	92	12/09/2027	2.C PL
..BGW68F-7V-9	Omni Intermediate Holdings Omni Intermediate Holdings 11/30/27		06/30/2023	Redemption 100.0000		10,838	10,838	10,702	10,910	0	(72)	0	(72)	0	10,838	0	0	0	275	11/30/2027	3.A PL
..BGW68P-UU-3	SPI LLC SPI LLC 12/21/27		06/30/2023	Redemption 100.0000		17,000	17,000	16,830	17,039	0	(39)	0	(39)	0	17,000	0	0	0	828	12/21/2027	2.C PL
..BGW68P-XO-6	Prime Buyer, L.L.C. 12/22/26		06/30/2023	Redemption 100.0000		14,516	14,516	14,335	14,611	0	(94)	0	(94)	0	14,516	0	0	0	741	12/22/2026	2.B PL
..BGW68Q-QA-0	MeritB2B LLC MeritB2B LLC 05/23/24		06/30/2023	Redemption 100.0000		99,818	99,818	98,741	92,902	0	(801)	0	(801)	0	99,818	0	0	0	5,059	05/23/2024	2.C PL
..BGW68Q-QF-9	Affinity Hospice Intermediate Affinity Hospice Intermediate 12/17/27		06/30/2023	Redemption 100.0000		18,644	18,644	18,447	14,565	0	(164)	0	(164)	0	18,644	0	0	0	811	12/17/2027	3.A PL
..BGW68Q-QJ-1	Affinity Hospice Intermediate Affinity Hospice Intermediate 12/17/27		06/01/2023	Conversion 100.0000		1,679,208	1,700,571	1,675,063	1,674,760	0	4,449	0	4,449	0	1,679,208	0	0	0	43,881	12/17/2027	3.A PL
..BGW68V-GP-7	CP Turf Parent, LLC CP Turf Parent, LLC 10/25/27		06/30/2023	Redemption 100.0000		29,996	29,996	29,696	30,243	0	(246)	0	(246)	0	29,996	0	0	0	1,062	10/25/2027	3.A PL
..BGW690-VT-9	Market Performance Group Market Performance Group 12/29/26		06/30/2023	Redemption 100.0000		6,859	6,859	6,791	6,859	0	1	0	1	0	6,859	0	0	0	348	12/29/2026	3.A Z
..BGW691-B3-6	LYNX Franchising, LLC LYNX Franchising, LLC 12/23/26		06/30/2023	Redemption 100.0000		2,500	2,500	2,475	2,536	0	(36)	0	(36)	0	2,500	0	0	0	119	12/23/2026	3.B PL
..BGW6A7-4Y-1	Blackbird Purchaser, Inc. Blackbird Purchaser, Inc. 04/08/26		06/30/2023	Conversion 100.0000		3,824,341	3,862,811	3,824,182	0	0	159	0	159	0	3,824,341	0	0	0	11,247	04/08/2026	3.C PL
..BGW6AN-WP-4	Fortune International, LLC Fortune International, LLC 01/17/26		06/30/2023	Redemption 100.0000		32,945	32,945	32,609	32,805	0	139	0	139	0	32,945	0	0	0	319	01/17/2026	2.C PL
..BGW6AZ-VE-3	CDI Acquisitionco, Inc. 12/24/24		06/30/2023	Redemption 100.0000		64,920	64,920	64,271	64,940	0	(20)	0	(20)	0	64,920	0	0	0	2,748	12/24/2024	2.A PL
..BGW6BU-QY-5	SpendMend Holdings LLC SpendMend Holdings LLC 03/01/28		06/30/2023	Redemption 100.0000		1,982	1,982	1,962	1,993	0	(11)	0	(11)	0	1,982	0	0	0	105	03/01/2028	2.C PL
..BGW6BU-SQ-0	SpendMend Holdings LLC SpendMend Holdings LLC 03/01/28		06/30/2023	Redemption 100.0000		367	367	363	346	0	2	0	2	0	367	0	0	0	19	03/01/2028	2.C PL
..BGW6BU-SQ-0	SpendMend Holdings LLC SpendMend Holdings LLC 03/01/28		05/18/2023	No Broker Redemption 100.0000		64	0	64	61	0	0	0	0	0	64	0	0	0	2	03/01/2028	2.C PL
..BGW6CZ-MY-7	Argano, LLC Argano, LLC 06/10/26		04/03/2023	Redemption 100.0000		3,298	3,298	3,265	3,270	0	28	0	28	0	3,298	0	0	0	87	06/10/2026	3.A PL
..BGW6EC-OD-8	OEP Glass Purchaser, LLC OEP Glass Purchaser, LLC 04/18/28		06/30/2023	Redemption 100.0000		37,500	37,500	37,125	37,465	0	35	0	35	0	37,500	0	0	0	929	04/18/2028	2.A PL
..BGW6EJ-6D-5	Vision Innovation Partners 04/07/28		06/30/2023	Redemption 100.0000		1,942	1,942	1,922	1,945	0	(3)	0	(3)	0	1,942	0	0	0	78	04/07/2028	3.B PL
..BGW6EK-E9-2	Orthoalliance Mso, LLC Orthoalliance Mso, LLC 06/02/28		06/30/2023	Redemption 100.0000		2,941	2,941	2,911	2,445	0	40	0	40	0	2,941	0	0	0	150	06/02/2028	3.A PL
..BGW6EK-E9-2	Orthoalliance Mso, LLC Orthoalliance Mso, LLC 06/02/28		06/30/2023	No Broker		73	0	73	61	0	0	0	0	0	73	0	0	0	4	06/02/2028	3.A PL

EO5.18

STATEMENT AS OF JUNE 30, 2023 OF GENWORTH LIFE INSURANCE COMPANY

SCHEDULE D - PART 4

Show All Long-Term Bonds and Stock Sold, Redeemed or Otherwise Disposed of During the Current Quarter

1	2	3	4	5	6	7	8	9	10	Change In Book/Adjusted Carrying Value					16	17	18	19	20	21	22
										11	12	13	14	15							
CUSIP Identification	Description	For- eign	Disposal Date	Name of Purchaser	Number of Shares of Stock	Consid- eration	Par Value	Actual Cost	Prior Year Book/ Adjusted Carrying Value	Unrealized Valuation Increase/ (Decrease)	Current Year's (Amor- tization)/ Accretion	Current Year's Other Than Temporary Impairment Recogn- ized	Total Change in Book/ Adjusted Carrying Value (11 + 12 - 13)	Total Foreign Exchange Change in Book /Adjusted Carrying Value	Book/ Adjusted Carrying Value at Disposal Date	Foreign Exchange Gain (Loss) on Disposal	Realized Gain (Loss) on Disposal	Total Gain (Loss) on Disposal	Bond Interest/ Stock Dividends Received During Year	Stated Con- tractual Maturity Date	NAIC Desig- nation, NAIC Desig- nation Modifier and SVO Admini- strative Symbol
..BGW6FS-NN-3	CMG Holdco, LLC CMG Holdco, LLC 05/19/28		06/30/2023	Redemption 100.0000		1,020	1,020	1,010	1,018	0	2	0	2	0	1,020	0	0	0	24	05/19/2028	3.A PL
..BGW6FS-RG-4	Trilon Group, LLC Trilon Group, LLC 05/27/29		06/30/2023	Redemption 100.0000		3,928	3,928	3,888	3,920	0	8	0	8	0	3,928	0	0	0	111	05/27/2029	3.A PL
..BGW6FS-S2-4	Momentum Manufacturing Group Momentum Manufacturing Group 05/18/28		06/30/2023	Redemption 100.0000		2,622	2,622	2,593	2,596	0	27	0	27	0	2,622	0	0	0	71	05/18/2028	2.C PL
..BGW6FS-S8-1	Thayer Power & Communication Thayer Power & Communication 03/26/27		06/30/2023	Redemption 100.0000		2,172	2,172	2,150	2,165	0	7	0	7	0	2,172	0	0	0	105	03/26/2027	2.B PL
..BGW6FT-SR-7	CMG Holdco, LLC CMG Holdco, LLC 05/19/28		06/30/2023	Redemption 100.0000		603	603	597	600	0	3	0	3	0	603	0	0	0	14	05/19/2028	3.A PL
..BGW6FV-7E-4	Trilon Group, LLC Trilon Group, LLC 05/27/29		06/30/2023	Redemption 100.0000		3,928	3,928	3,888	3,888	0	40	0	40	0	3,928	0	0	0	160	05/27/2029	3.A PL
..BGW6FV-A7-5	CMG Holdco, LLC CMG Holdco, LLC 05/19/28		06/30/2023	Redemption 100.0000		934	934	925	930	0	4	0	4	0	934	0	0	0	34	05/19/2028	3.A PL
..BGW6GA-MA-0	Midwest Eye Services, LLC Midwest Eye Services, LLC 08/20/27		06/30/2023	Redemption 100.0000		4,123	4,123	4,121	4,139	0	(16)	0	(16)	0	4,123	0	0	0	194	08/20/2027	3.A PL
..BGW6GA-P6-6	Orthoalliance MSO, LLC Orthoalliance MSO, LLC 06/02/28		06/30/2023	Redemption 100.0000		3,410	3,410	3,375	3,378	0	31	0	31	0	3,410	0	0	0	157	06/02/2028	3.A PL
..BGW6H4-LD-8	Midwest Eye Services, LLC Midwest Eye Services, LLC 08/20/27		06/30/2023	Redemption 100.0000		1,085	1,085	1,059	797	0	25	0	25	0	1,085	0	0	0	25	08/20/2027	3.A PL
..BGW6H4-LD-8	Midwest Eye Services, LLC Midwest Eye Services, LLC 08/20/27		06/29/2023	No Broker		4,225	0	4,225	1,916	0	0	0	0	0	4,225	0	0	0	12	08/20/2027	3.A PL
..BGW6H4-ZP-6	Element 78 Partners, LLC Element 78 Partners, LLC 12/01/27		06/30/2023	Redemption 100.0000		7,394	7,394	7,320	4,453	0	71	0	71	0	7,394	0	0	0	257	12/01/2027	3.B PL
..BGW6H4-ZP-6	Element 78 Partners, LLC Element 78 Partners, LLC 12/01/27		05/30/2023	No Broker		11,489	0	11,489	7,012	0	0	0	0	0	11,489	0	0	0	293	12/01/2027	3.B PL
..BGW6H4-ZS-0	Element 78 Partners, LLC Element 78 Partners, LLC 12/01/27		06/30/2023	Redemption 100.0000		10,904	10,904	10,795	10,873	0	31	0	31	0	10,904	0	0	0	570	12/01/2027	3.B PL
..BGW6J2-SH-9	Omni Intermediate Holdings Omni Intermediate Holdings 11/30/27		06/30/2023	Redemption 100.0000		1,485	1,485	1,455	0	0	30	0	30	0	1,485	0	0	0	41	11/30/2027	4.B Z
..BGW6JB-S6-8	SEKO Worldwide, LLC SEKO Worldwide, LLC 12/30/26		06/30/2023	Redemption 100.0000		9,214	9,214	9,122	9,126	0	88	0	88	0	9,214	0	0	0	336	12/30/2026	3.A Z
..BGW6JB-SW-1	SEKO Worldwide, LLC SEKO Worldwide, LLC 12/30/26		06/30/2023	Redemption 100.0000		10,222	10,222	10,120	10,123	0	100	0	100	0	10,222	0	0	0	357	12/30/2026	3.A Z
..BGW6KD-R9-7	RFI Buyer, Inc. 08/05/28		06/30/2023	Redemption 100.0000		11,924	11,924	11,686	11,727	0	197	0	197	0	11,924	0	0	0	425	08/05/2028	3.C Z
..BGW6KD-TZ-7	RFI Buyer, Inc. RFI BUYER, INC. 08/05/28		04/03/2023	Redemption 100.0000		2,483	2,483	2,458	2,458	0	25	0	25	0	2,483	0	0	0	57	08/05/2028	3.C Z
..BGW6KD-TZ-7	RFI Buyer, Inc. RFI BUYER, INC. 08/05/28		05/16/2023	No Broker		6,205	0	6,205	4,971	0	0	0	0	0	6,205	0	0	0	116	08/05/2028	3.C Z
..BGW6KD-WC-4	Kene Acquisition, Inc. Kene Acquisition, Inc. 08/08/26		06/30/2023	Redemption 100.0000		4,377	4,377	4,300	4,327	0	49	0	49	0	4,377	0	0	0	104	08/08/2026	3.B PL
..BGW6L1-WF-2	WilliamsMarston WilliamsMarston 08/25/28		06/30/2023	Redemption 100.0000		28,556	28,556	27,985	28,054	0	502	0	502	0	28,556	0	0	0	732	08/25/2028	3.A PL
..BGW6L1-WM-7	Phaidon International Phaidon International 08/22/29		04/28/2023	Redemption 100.0000		187,500	187,500	185,625	186,362	0	1,138	0	1,138	0	187,500	0	0	0	6,408	08/22/2029	2.A PL
..BGW6L1-YC-7	Wellspring Pharmaceutical Corp Wellspring Pharmaceutical Corp 08/22/28		04/03/2023	No Broker		35,888	0	35,888	0	0	0	0	0	0	35,888	0	0	0	0	08/22/2028	3.C PL

EO5.19

STATEMENT AS OF JUNE 30, 2023 OF GENWORTH LIFE INSURANCE COMPANY

SCHEDULE D - PART 4

Show All Long-Term Bonds and Stock Sold, Redeemed or Otherwise Disposed of During the Current Quarter

1	2	3	4	5	6	7	8	9	10	Change In Book/Adjusted Carrying Value					16	17	18	19	20	21	22
										11	12	13	14	15							
CUSIP Identification	Description	Foreign	Disposal Date	Name of Purchaser	Number of Shares of Stock	Consideration	Par Value	Actual Cost	Prior Year Book/ Adjusted Carrying Value	Unrealized Valuation Increase/(Decrease)	Current Year's (Amortization)/ Accretion	Current Year's Other Than Temporary Impairment Recognized	Total Change in Book/ Adjusted Carrying Value (11 + 12 - 13)	Total Foreign Exchange Change in Book /Adjusted Carrying Value	Book/ Adjusted Carrying Value at Disposal Date	Foreign Exchange Gain (Loss) on Disposal	Realized Gain (Loss) on Disposal	Total Gain (Loss) on Disposal	Bond Interest/ Stock Dividends Received During Year	Stated Contractual Maturity Date	NAIC Designation, NAIC Designation Modifier and SVO Administrative Symbol
..BGW6L2-1S-6	Wellspring Pharmaceutical Corp Wellspring Pharmaceutical Corp 08/22/28		06/30/2023	Redemption 100.0000		15,551	15,551	15,240	15,296	0	255	0	255	0	15,551	0	0	0	837	08/22/2028	3.C PL
..BGW6L7-WS-1	Techmer Techmer 09/01/28		06/30/2023	Redemption 100.0000		13,062	13,062	12,931	12,958	0	104	0	104	0	13,062	0	0	0	351	09/01/2028	2.C Z
..BGW6M1-SU-3	Prime Time Healthcare Prime Time Healthcare 09/19/28		06/30/2023	Redemption 100.0000		53,125	53,125	51,531	51,591	0	1,534	0	1,534	0	53,125	0	0	0	1,468	09/19/2028	2.B PL
..BGW6M7-SS-0	GHR Healthcare, LLC GHR Healthcare, LLC 12/09/27		06/30/2023	Redemption 100.0000		5,190	5,190	5,087	5,109	0	82	0	82	0	5,190	0	0	0	247	12/09/2027	2.C Z
..BGW6NN-YD-5	SPI LLC SPI LLC 12/21/27		06/30/2023	Redemption 100.0000		6,148	6,148	6,086	6,086	0	62	0	62	0	6,148	0	0	0	423	12/21/2027	2.C PL
..BGW6NN-YE-3	TRILON GROUP, LLC TRILON GROUP, LLC 05/27/29		06/30/2023	Redemption 100.0000		7,910	7,910	7,831	7,829	0	81	0	81	0	7,910	0	0	0	430	05/27/2029	3.A Z
..BGW6NN-YH-6	TRILON GROUP, LLC TRILON GROUP, LLC 05/27/29		06/30/2023	Redemption 100.0000		5,273	5,273	5,220	433	0	53	0	53	0	5,273	0	0	0	146	05/27/2029	3.A Z
..BGW6PA-W7-6	Kenco Kenco 11/15/29		06/30/2023	Redemption 100.0000		21,459	21,459	21,030	21,032	0	427	0	427	0	21,459	0	0	0	1,182	11/15/2029	2.B PL
..BGW6Q0-PD-2	Industrial Service Group Industrial Service Group 12/07/28		06/30/2023	Redemption 100.0000		2,685	2,685	2,631	2,631	0	54	0	54	0	2,685	0	0	0	101	12/07/2028	4.B Z
..BGW6RR-1W-6	Legacy Service Partners Legacy Service Partners 01/09/29		06/30/2023	Redemption 100.0000		29,345	29,345	28,758	0	0	587	0	587	0	29,345	0	0	0	1,601	01/09/2029	2.B Z
..BGW6RR-22-1	Legacy Service Partners Legacy Service Partners 01/09/29		06/30/2023	Redemption 100.0000		5,161	5,161	5,118	0	0	42	0	42	0	5,161	0	0	0	0	01/09/2029	2.B Z
..BGW6RR-22-1	Legacy Service Partners Legacy Service Partners 01/09/29		06/01/2023	No Broker		18,929	0	18,929	0	0	0	0	0	18,929	0	0	0	0	0	01/09/2029	2.B Z
..BGW6RR-22-1	Legacy Service Partners Legacy Service Partners 01/09/29		04/10/2023	No Broker		12,036	0	12,036	0	0	0	0	0	12,036	0	0	0	0	0	01/09/2029	3.B Z
..BGW6RX-QZ-9	Ergotech Controls Ergotech Controls 01/20/29		06/30/2023	Redemption 100.0000		10,968	10,968	10,749	0	0	219	0	219	0	10,968	0	0	0	337	01/20/2029	3.C Z
..BGW6S7-CW-7	Propark Mobility Propark Mobility 01/31/29		06/30/2023	Redemption 100.0000		8,059	8,059	7,898	0	0	161	0	161	0	8,059	0	0	0	216	01/31/2029	3.A Z
..BGW6S9-J5-5	Ardurra Ardurra 02/01/30		06/30/2023	Redemption 100.0000		4,079	4,079	3,998	0	0	82	0	82	0	4,079	0	0	0	40	02/01/2030	3.B Z
..BGW6SG-TQ-2	Ovation Ovation 02/03/29		06/30/2023	Redemption 100.0000		4,807	4,807	4,699	0	0	108	0	108	0	4,807	0	0	0	132	02/03/2029	3.A Z
..BGW6VO-DT-4	Impact Environmental Impact Environmental 03/23/29		06/30/2023	Redemption 100.0000		2,484	2,484	2,434	0	0	50	0	50	0	2,484	0	0	0	68	03/23/2029	3.A Z
..BGW6VB-DA-5	Corbett Technology Solutions Corbett Technology Solutions 10/29/27		06/30/2023	Redemption 100.0000		2,560	2,560	2,509	0	0	51	0	51	0	2,560	0	0	0	0	10/29/2027	3.A Z
..BGW6VB-D9-4	Rhino Tool House Rhino Tool House 04/04/29		06/01/2023	Conversion		408,566	416,669	408,336	0	0	230	0	230	0	408,566	0	0	0	7,426	04/04/2029	3.A Z
..BGW6VB-DA-1	Rhino Tool House Rhino Tool House 04/04/29		06/30/2023	Redemption 100.0000		2,156	2,156	2,114	0	0	43	0	43	0	2,156	0	0	0	30	04/04/2029	3.A Z
..BGW6VB-DB-9	Rhino Tool House Rhino Tool House 04/04/29		06/30/2023	Redemption 100.0000		1,042	1,042	1,021	0	0	21	0	21	0	1,042	0	0	0	29	04/04/2029	3.A Z
..BGW6X9-VY-2	TRILON GROUP, LLC TRILON GROUP, LLC 05/27/29		06/30/2023	Redemption 100.0000		1,603	1,603	1,571	0	0	32	0	32	0	1,603	0	0	0	0	05/27/2029	3.B Z
..BGW6X9-VY-2	Ubeo LLC Ubeo LLC 05/27/29		06/30/2023	Redemption 100.0000		1,603	1,603	1,571	0	0	32	0	32	0	1,603	0	0	0	0	05/27/2029	3.B Z
..BGW6X9-VY-2	Ubeo LLC Ubeo LLC 4/3/2024		06/30/2023	No Broker		20,602	20,602	20,602	0	0	0	0	0	20,602	0	0	0	0	193	04/03/2024	4.B PL

E05.20

STATEMENT AS OF JUNE 30, 2023 OF GENWORTH LIFE INSURANCE COMPANY

SCHEDULE D - PART 4

Show All Long-Term Bonds and Stock Sold, Redeemed or Otherwise Disposed of During the Current Quarter

1	2	3	4	5	6	7	8	9	10	Change In Book/Adjusted Carrying Value					16	17	18	19	20	21	22		
										11	12	13	14	15									
CUSIP Identification	Description	For- eign	Disposal Date	Name of Purchaser	Number of Shares of Stock	Consid- eration	Par Value	Actual Cost	Prior Year Book/ Adjusted Carrying Value	Unrealized Valuation Increase/ (Decrease)	Current Year's (Amor- tization)/ Accretion	Current Year's Other Than Temporary Impairment Recogn- ized	Total Change in Book/ Adjusted Carrying Value (11 + 12 - 13)	Total Foreign Exchange Change in Book /Adjusted Carrying Value	Book/ Adjusted Carrying Value at Disposal Date	Foreign Exchange Gain (Loss) on Disposal	Realized Gain (Loss) on Disposal	Total Gain (Loss) on Disposal	Bond Interest/ Stock Dividends Received During Year	Stated Con- tractual Maturity Date	NAIC Desig- nation, NAIC Desig- nation Modifier and SVO Admini- strative Symbol		
..BGW4TB-Q1-5	Composite Technology Acq Technology Acq		06/30/2023	No Broker		288,961	288,961	288,961	0	0	0	0	0	0	288,961	0	0	0	4,589	02/01/2024	4.C PL		
..BGW46T-59-7	Winzer Corporation Winzer Corporation		06/30/2023	No Broker		0	0	0	0	0	0	0	0	0	0	0	0	0	9,956	09/29/2023	4.A PL		
..BGW46S-Q5-4	PF Baseline Fitness LLC PF Baseline Fitness LLC		04/03/2023	Redemption 100.0000 03/31/24		880,000	880,000	880,000	0	0	0	0	0	0	880,000	0	0	0	11,817	03/21/2024	4.B Z		
1909999999. Subtotal - Bonds - Unaffiliated Bank Loans						21,833,378	21,773,174	21,691,787	15,199,853	0	(266,417)	0	(266,417)	0	21,833,378	0	0	0	464,794		XXX		
2509999997. Total - Bonds - Part 4						731,889,401	752,318,184	742,627,889	720,949,681	1,044	513,820	0	514,864	0	746,611,421	0	(14,726,786)	(14,726,786)	20,791,879		XXX		
2509999998. Total - Bonds - Part 5						XXX	XXX	XXX	XXX	XXX	XXX	XXX	XXX	XXX	XXX	XXX	XXX	XXX	XXX	XXX		XXX	
2509999999. Total - Bonds						731,889,401	752,318,184	742,627,889	720,949,681	1,044	513,820	0	514,864	0	746,611,421	0	(14,726,786)	(14,726,786)	20,791,879		XXX		
4509999997. Total - Preferred Stocks - Part 4						0	XXX	0	0	0	0	0	0	0	0	0	0	0	0	0		XXX	
4509999998. Total - Preferred Stocks - Part 5						XXX	XXX	XXX	XXX	XXX	XXX	XXX	XXX	XXX	XXX	XXX	XXX	XXX	XXX	XXX	XXX		XXX
4509999999. Total - Preferred Stocks						0	XXX	0	0	0	0	0	0	0	0	0	0	0	0	0		XXX	
..313388-10-6	FEDERAL HOME LOAN BANK OF PITT		06/21/2023	FEDERAL HOME LIFE	2,000,000	200,000	200,000	200,000	200,000	0	0	0	0	0	200,000	0	0	0	2,244				
..SBMHRV-Y8-9	MONDAY.COM LTD MONDAYCOM LTD	C	06/20/2023	Various	110,000	17,754	17,483	17,483	0	0	0	0	0	0	17,483	0	271	271	0				
..053588-30-7	AVEO PHARMACEUTICALS INC		04/18/2023	J.P. MORGAN SECURITIES INC	0,000	(219)	0	0	0	0	0	0	0	0	0	0	(219)	(219)	0				
..12648L-60-1	CTI BIOPHARMA CORP		05/11/2023	J.P. MORGAN SECURITIES INC	22,002,000	195,758	196,478	196,478	0	0	0	0	0	0	196,478	0	(720)	(720)	0				
..46222L-10-8	IONQ INC		05/25/2023	CORPORATE ACTION	26,174,000	245,107	268,022	268,022	0	0	0	0	0	0	268,022	0	(22,915)	(22,915)	0				
5019999999. Subtotal - Common Stocks - Industrial and Miscellaneous (Unaffiliated) Publicly Traded						658,400	XXX	681,983	200,000	0	0	0	0	0	681,983	0	(23,583)	(23,583)	2,244		XXX		
5989999997. Total - Common Stocks - Part 4						658,400	XXX	681,983	200,000	0	0	0	0	0	681,983	0	(23,583)	(23,583)	2,244		XXX		
5989999998. Total - Common Stocks - Part 5						XXX	XXX	XXX	XXX	XXX	XXX	XXX	XXX	XXX	XXX	XXX	XXX	XXX	XXX	XXX		XXX	
5989999999. Total - Common Stocks						658,400	XXX	681,983	200,000	0	0	0	0	0	681,983	0	(23,583)	(23,583)	2,244		XXX		
5999999999. Total - Preferred and Common Stocks						658,400	XXX	681,983	200,000	0	0	0	0	0	681,983	0	(23,583)	(23,583)	2,244		XXX		
6009999999 - Totals						732,547,801	XXX	743,309,872	721,149,681	1,044	513,820	0	514,864	0	747,293,404	0	(14,750,369)	(14,750,369)	20,794,123		XXX		

E05.21

STATEMENT AS OF JUNE 30, 2023 OF GENWORTH LIFE INSURANCE COMPANY

SCHEDULE DB - PART A - SECTION 1

Showing all Options, Caps, Floors, Collars, Swaps and Forwards Open as of Current Statement Date

1	2	3	4	5	6	7	8	9	10	11	12	13	14	15	16	17	18	19	20	21	22	23							
Description	Description of Item(s) Hedged, Used for Income Generation or Replicated	Schedule/ Exhibit Identifier	Type(s) of Risk(s) (a)	Exchange, Counterparty or Central Clearinghouse	Trade Date	Date of Maturity or Expiration	Number of Contracts	Notional Amount	Strike Price, Rate or Index Received (Paid)	Cumulative Prior Year(s) Initial Cost of Un-discounted Premium (Received) Paid	Current Year Initial Cost of Un-discounted Premium (Received) Paid	Current Year Income	Book/ Adjusted Carrying Value	Code	Fair Value	Unrealized Valuation Increase/ (Decrease)	Total Foreign Exchange Change in B./A.C.V.	Current Year's (Amortization)/ Accretion	Adjustment to Carrying Value of Hedged Item	Potential Exposure	Credit Quality of Reference Entity	Hedge Effectiveness at Inception and at Quarter-end (b)							
007999999	Subtotal - Purchased Options - Hedging Effective Excluding Variable Annuity Guarantees Under SSAP No.108										0	0	0	0	XXX	0	0	0	0	0	0	XXX	XXX						
014999999	Subtotal - Purchased Options - Hedging Effective Variable Annuity Guarantees Under SSAP No.108										0	0	0	0	XXX	0	0	0	0	0	0	0	XXX	XXX					
021999999	Subtotal - Purchased Options - Hedging Other										0	0	0	0	XXX	0	0	0	0	0	0	0	XXX	XXX					
028999999	Subtotal - Purchased Options - Replications										0	0	0	0	XXX	0	0	0	0	0	0	0	XXX	XXX					
035999999	Subtotal - Purchased Options - Income Generation										0	0	0	0	XXX	0	0	0	0	0	0	0	0	XXX	XXX				
042999999	Subtotal - Purchased Options - Other										0	0	0	0	XXX	0	0	0	0	0	0	0	0	0	XXX	XXX			
043999999	Total Purchased Options - Call Options and Warrants										0	0	0	0	XXX	0	0	0	0	0	0	0	0	0	XXX	XXX			
044999999	Total Purchased Options - Put Options										0	0	0	0	XXX	0	0	0	0	0	0	0	0	0	0	XXX	XXX		
045999999	Total Purchased Options - Caps										0	0	0	0	XXX	0	0	0	0	0	0	0	0	0	0	XXX	XXX		
046999999	Total Purchased Options - Floors										0	0	0	0	XXX	0	0	0	0	0	0	0	0	0	0	XXX	XXX		
047999999	Total Purchased Options - Collars										0	0	0	0	XXX	0	0	0	0	0	0	0	0	0	0	XXX	XXX		
048999999	Total Purchased Options - Other										0	0	0	0	XXX	0	0	0	0	0	0	0	0	0	0	XXX	XXX		
049999999	Total Purchased Options										0	0	0	0	XXX	0	0	0	0	0	0	0	0	0	0	XXX	XXX		
056999999	Subtotal - Written Options - Hedging Effective Excluding Variable Annuity Guarantees Under SSAP No.108										0	0	0	0	XXX	0	0	0	0	0	0	0	0	0	0	XXX	XXX		
063999999	Subtotal - Written Options - Hedging Effective Variable Annuity Guarantees Under SSAP No.108										0	0	0	0	XXX	0	0	0	0	0	0	0	0	0	0	XXX	XXX		
070999999	Subtotal - Written Options - Hedging Other										0	0	0	0	XXX	0	0	0	0	0	0	0	0	0	0	XXX	XXX		
077999999	Subtotal - Written Options - Replications										0	0	0	0	XXX	0	0	0	0	0	0	0	0	0	0	0	XXX	XXX	
084999999	Subtotal - Written Options - Income Generation										0	0	0	0	XXX	0	0	0	0	0	0	0	0	0	0	0	XXX	XXX	
091999999	Subtotal - Written Options - Other										0	0	0	0	XXX	0	0	0	0	0	0	0	0	0	0	0	XXX	XXX	
092999999	Total Written Options - Call Options and Warrants										0	0	0	0	XXX	0	0	0	0	0	0	0	0	0	0	0	0	XXX	XXX
093999999	Total Written Options - Put Options										0	0	0	0	XXX	0	0	0	0	0	0	0	0	0	0	0	0	XXX	XXX
094999999	Total Written Options - Caps										0	0	0	0	XXX	0	0	0	0	0	0	0	0	0	0	0	0	XXX	XXX
095999999	Total Written Options - Floors										0	0	0	0	XXX	0	0	0	0	0	0	0	0	0	0	0	0	XXX	XXX
096999999	Total Written Options - Collars										0	0	0	0	XXX	0	0	0	0	0	0	0	0	0	0	0	0	XXX	XXX
097999999	Total Written Options - Other										0	0	0	0	XXX	0	0	0	0	0	0	0	0	0	0	0	0	XXX	XXX
098999999	Total Written Options										0	0	0	0	XXX	0	0	0	0	0	0	0	0	0	0	0	0	XXX	XXX
Forward Start IRS-- 82088--140 - CF FS LTC 54 Reentry - Fed Funds	Anticipatory cash flows	NA	Interest Rate	DBAG	05/03/2016	12/15/2033		2,700,000	2.18% / (01S)						(275,825)				0	43,679		100% / 100%							
Forward Start IRS-- 82089--140 - CF FS LTC 54 Reentry - Fed Funds	Anticipatory cash flows	NA	Interest Rate	DBAG	05/03/2016	03/15/2034		33,000,000	2.18% / (01S)						(3,175,513)				0	540,109		100% / 100%							
Forward Start IRS-- 82090--140 - CF FS LTC 54 Reentry - Fed Funds	Anticipatory cash flows	NA	Interest Rate	DBAG	05/03/2016	04/15/2034		5,000,000	2.18% / (01S)						(471,618)				0	82,158		100% / 100%							
Forward Start IRS-- 82091--140 - CF FS LTC 54 Reentry - Fed Funds	Anticipatory cash flows	NA	Interest Rate	DBAG	05/03/2016	06/14/2034		2,300,000	2.18% / (01S)						(209,198)				0	38,079		100% / 100%							
Forward Start IRS-- 82092--140 - CF FS LTC 54 Reentry - Fed Funds	Anticipatory cash flows	NA	Interest Rate	DBAG	05/03/2016	08/15/2034		46,000,000	2.18% / (01S)						(4,055,818)				0	767,464		100% / 100%							
Forward Start IRS-- 82093--140 - CF FS LTC 54 Reentry - Fed Funds	Anticipatory cash flows	NA	Interest Rate	DBAG	05/03/2016	09/15/2039		45,000,000	2.18% / (01S)						(3,060,545)				0	906,220		100% / 100%							

E06

STATEMENT AS OF JUNE 30, 2023 OF GENWORTH LIFE INSURANCE COMPANY

SCHEDULE DB - PART A - SECTION 1

Showing all Options, Caps, Floors, Collars, Swaps and Forwards Open as of Current Statement Date

1	2	3	4	5	6	7	8	9	10	11	12	13	14	15	16	17	18	19	20	21	22	23
Description	Description of Item(s) Hedged, Used for Income Generation or Replicated	Schedule/ Exhibit Identifier	Type(s) of Risk(s) (a)	Exchange, Counterparty or Central Clearinghouse	Trade Date	Date of Maturity or Expiration	Number of Contracts	Notional Amount	Strike Price, Rate or Index Received (Paid)	Cumulative Prior Year(s) Initial Cost of Un-discounted Premium (Received) Paid	Current Year Initial Cost of Un-discounted Premium (Received) Paid	Current Year Income	Book/ Adjusted Carrying Value	Code	Fair Value	Unrealized Valuation Increase/ (Decrease)	Total Foreign Exchange Change in B./A.C.V.	Current Year's (Amortization)/ Accretion	Adjustment to Carrying Value of Hedged Item	Potential Exposure	Credit Quality of Reference Entity	Hedge Effectiveness at Inception and at Quarter-end (b)
Forward Start IRS—82094—140 - CF FS LTC 54 Reentry - Fed Funds	Anticipatory cash flows	NA	Interest Rate	DBAG	05/03/2016	12/15/2039		45,000,000	2.18% / (01S)						(3,036,627)				0	913,157		100% / 100%
Forward Start IRS—82095—140 - CF FS LTC 54 Reentry - Fed Funds	Anticipatory cash flows	NA	Interest Rate	DBAG	05/03/2016	02/15/2040		41,000,000	2.18% / (01S)						(2,751,539)				0	836,267		100% / 100%
Forward Start IRS—82096—140 - CF FS LTC 54 Reentry - Fed Funds	Anticipatory cash flows	NA	Interest Rate	DBAG	05/03/2016	03/15/2040		40,000,000	2.18% / (01S)						(2,680,592)				0	817,815		100% / 100%
Forward Start IRS—82097—140 - CF FS LTC 54 Reentry - Fed Funds	Anticipatory cash flows	NA	Interest Rate	DBAG	05/03/2016	04/15/2040		39,000,000	2.18% / (01S)					0	(2,606,168)				0	799,392		100% / 100%
Forward Start IRS—82098—140 - CF FS LTC 54 Reentry - Fed Funds	Anticipatory cash flows	NA	Interest Rate	DBAG	05/03/2016	05/15/2040		41,000,000	2.18% / (01S)						(2,732,988)				0	842,440		100% / 100%
Forward Start IRS—82099—140 - CF FS LTC 54 Reentry - Fed Funds	Anticipatory cash flows	NA	Interest Rate	DBAG	05/03/2016	06/15/2040		40,000,000	2.18% / (01S)						(2,658,948)				0	823,956		100% / 100%
Forward Start IRS—82100—140 - CF FS LTC 54 Reentry - Fed Funds	Anticipatory cash flows	NA	Interest Rate	DBAG	05/03/2016	07/15/2040		39,000,000	2.18% / (01S)						(2,585,827)				0	805,300		100% / 100%
Forward Start IRS—82101—140 - CF FS LTC 54 Reentry - Fed Funds	Anticipatory cash flows	NA	Interest Rate	DBAG	05/03/2016	09/15/2040		40,000,000	2.18% / (01S)						(2,636,488)				0	830,052		100% / 100%
Forward Start IRS—82102—140 - CF FS LTC 54 Reentry - Fed Funds	Anticipatory cash flows	NA	Interest Rate	DBAG	05/03/2016	12/15/2040		37,000,000	2.18% / (01S)						(2,418,921)				0	773,335		100% / 100%
Forward Start IRS—82103—140 - CF FS LTC 54 Reentry - Fed Funds	Anticipatory cash flows	NA	Interest Rate	DBAG	05/03/2016	03/15/2041		51,000,000	2.18% / (01S)						(3,307,686)				0	1,073,442		100% / 100%
Forward Start IRS—82104—140 - CF FS LTC 54 Reentry - Fed Funds	Anticipatory cash flows	NA	Interest Rate	DBAG	05/03/2016	06/15/2041		36,000,000	2.18% / (01S)						(2,315,157)				0	763,094		100% / 100%
Forward Start IRS—82105—140 - CF FS LTC 54 Reentry - Fed Funds	Anticipatory cash flows	NA	Interest Rate	DBAG	05/03/2016	09/15/2041		42,000,000	2.18% / (01S)					0	(2,674,937)				0	896,497		100% / 100%
Forward Start IRS—82287—140 - CF FS LTC 54 Reentry - Fed Funds	Anticipatory cash flows	NA	Interest Rate	DBAG	05/04/2016	07/15/2041		22,000,000	2.16% / (01S)					0	(1,437,932)				0	467,400		100% / 100%

E06.1

STATEMENT AS OF JUNE 30, 2023 OF GENWORTH LIFE INSURANCE COMPANY

SCHEDULE DB - PART A - SECTION 1

Showing all Options, Caps, Floors, Collars, Swaps and Forwards Open as of Current Statement Date

1	2	3	4	5	6	7	8	9	10	11	12	13	14	15	16	17	18	19	20	21	22	23
Description	Description of Item(s) Hedged, Used for Income Generation or Replicated	Schedule/ Exhibit Identifier	Type(s) of Risk(s) (a)	Exchange, Counterparty or Central Clearinghouse	Trade Date	Date of Maturity or Expiration	Number of Contracts	Notional Amount	Strike Price, Rate or Index Received (Paid)	Cumulative Prior Year(s) Initial Cost of Un-discounted Premium (Received) Paid	Current Year Initial Cost of Un-discounted Premium (Received) Paid	Current Year Income	Book/ Adjusted Carrying Value	Code	Fair Value	Unrealized Valuation Increase/ (Decrease)	Total Foreign Exchange Change in B./A.C.V.	Current Year's (Amortization)/ Accretion	Adjustment to Carrying Value of Hedged Item	Potential Exposure	Credit Quality of Reference Entity	Hedge Effectiveness at Inception and at Quarter-end (b)
Forward Start IRS—82288—140 - CF FS LTC 54 Reentry - Fed Funds	Anticipatory cash flows	NA	Interest Rate	DBAG	05/04/2016	10/15/2041		23,000,000	2.16% / (01S)						(1,488,238)				0	492,045		100% / 100%
Forward Start IRS—82289—140 - CF FS LTC 54 Reentry - Fed Funds	Anticipatory cash flows	NA	Interest Rate	DBAG	05/04/2016	03/15/2042		19,000,000	2.16% / (01S)						(1,208,775)				0	411,039		100% / 100%
Forward Start IRS—82290—140 - CF FS LTC 54 Reentry - Fed Funds	Anticipatory cash flows	NA	Interest Rate	DBAG	05/04/2016	07/15/2042		20,000,000	2.16% / (01S)						(1,255,739)				0	436,518		100% / 100%
Forward Start IRS—82291—140 - CF FS LTC 54 Reentry - Fed Funds	Anticipatory cash flows	NA	Interest Rate	DBAG	05/04/2016	10/15/2042		21,000,000	2.16% / (01S)						(1,304,586)				0	461,365		100% / 100%
Forward Start IRS—82292—140 - CF FS LTC 54 Reentry - Fed Funds	Anticipatory cash flows	NA	Interest Rate	DBAG	05/04/2016	03/15/2043		18,000,000	2.16% / (01S)						(1,099,418)				0	399,670		100% / 100%
Forward Start IRS—82293—140 - CF FS LTC 54 Reentry - Fed Funds	Anticipatory cash flows	NA	Interest Rate	DBAG	05/04/2016	07/15/2043		19,000,000	2.16% / (01S)						(1,142,905)				0	425,435		100% / 100%
Forward Start IRS—82294—140 - CF FS LTC 54 Reentry - Fed Funds	Anticipatory cash flows	NA	Interest Rate	DBAG	05/04/2016	10/14/2043		21,000,000	2.16% / (01S)						(1,232,471)				0	473,131		100% / 100%
Forward Start IRS—82295—140 - CF FS LTC 54 Reentry - Fed Funds	Anticipatory cash flows	NA	Interest Rate	DBAG	05/04/2016	09/15/2041		24,000,000	2.16% / (01S)						(1,557,855)				0	512,284		100% / 100%
Forward Start IRS—82296—140 - CF FS LTC 54 Reentry - Fed Funds	Anticipatory cash flows	NA	Interest Rate	DBAG	05/04/2016	09/15/2041		28,000,000	2.16% / (01S)						(1,817,497)				0	597,665		100% / 100%
Forward Start IRS—82297—140 - CF FS LTC 54 Reentry - Fed Funds	Anticipatory cash flows	NA	Interest Rate	DBAG	05/04/2016	08/15/2041		15,000,000	2.16% / (01S)						(977,185)				0	319,431		100% / 100%
Forward Start IRS—82298—140 - CF FS LTC 54 Reentry - Fed Funds	Anticipatory cash flows	NA	Interest Rate	DBAG	05/04/2016	07/15/2041		35,000,000	2.16% / (01S)						(2,287,619)				0	743,591		100% / 100%
Forward Start IRS—82299—140 - CF FS LTC 54 Reentry - Fed Funds	Anticipatory cash flows	NA	Interest Rate	DBAG	05/04/2016	07/15/2041		33,000,000	2.16% / (01S)						(2,156,898)				0	701,100		100% / 100%
Forward Start IRS—82300—140 - CF FS LTC 54 Reentry - Fed Funds	Anticipatory cash flows	NA	Interest Rate	DBAG	05/04/2016	06/15/2041		41,500,000	2.16% / (01S)						(2,720,003)				0	879,678		100% / 100%

E06.2

STATEMENT AS OF JUNE 30, 2023 OF GENWORTH LIFE INSURANCE COMPANY

SCHEDULE DB - PART A - SECTION 1

Showing all Options, Caps, Floors, Collars, Swaps and Forwards Open as of Current Statement Date

1	2	3	4	5	6	7	8	9	10	11	12	13	14	15	16	17	18	19	20	21	22	23
Description	Description of Item(s) Hedged, Used for Income Generation or Replicated	Schedule/ Exhibit Identifier	Type(s) of Risk(s) (a)	Exchange, Counterparty or Central Clearinghouse	Trade Date	Date of Maturity or Expiration	Number of Contracts	Notional Amount	Strike Price, Rate or Index Received (Paid)	Cumulative Prior Year(s) Initial Cost of Un-discounted Premium (Received) Paid	Current Year Initial Cost of Un-discounted Premium (Received) Paid	Current Year Income	Book/ Adjusted Carrying Value	Code	Fair Value	Unrealized Valuation Increase/ (Decrease)	Total Foreign Exchange Change in B./A.C.V.	Current Year's (Amortization)/ Accretion	Adjustment to Carrying Value of Hedged Item	Potential Exposure	Credit Quality of Reference Entity	Hedge Effectiveness at Inception and at Quarter-end (b)
Forward Start IRS—82301—140 - CF FS LTC 54 Reentry - Fed Funds	Anticipatory cash flows	NA	Interest Rate	DBAG	05/04/2016	12/15/2046		21,000,000	2.16% / (01S)						(862,748)				0	508,754		100% / 100%
Forward Start IRS—82302—140 - CF FS LTC 54 Reentry - Fed Funds	Anticipatory cash flows	NA	Interest Rate	DBAG	05/04/2016	07/14/2044		21,000,000	2.16% / (01S)						(1,143,848)				0	481,798		100% / 100%
Forward Start IRS—82303—140 - CF FS LTC 54 Reentry - Fed Funds	Anticipatory cash flows	NA	Interest Rate	DBAG	05/04/2016	06/16/2041		16,000,000	2.16% / (01S)						(1,048,566)				0	339,179		100% / 100%
Forward Start IRS—82304—140 - CF FS LTC 54 Reentry - Fed Funds	Anticipatory cash flows	NA	Interest Rate	DBAG	05/04/2016	03/15/2042		28,000,000	2.16% / (01S)						(1,781,353)				0	605,741		100% / 100%
Forward Start IRS—82305—140 - CF FS LTC 54 Reentry - Fed Funds	Anticipatory cash flows	NA	Interest Rate	DBAG	05/04/2016	07/15/2042		14,000,000	2.16% / (01S)						(879,018)				0	305,563		100% / 100%
Forward Start IRS—82306—140 - CF FS LTC 54 Reentry - Fed Funds	Anticipatory cash flows	NA	Interest Rate	DBAG	05/04/2016	12/15/2042		8,000,000	2.16% / (01S)						(493,557)				0	176,517		100% / 100%
Forward Start IRS—82307—140 - CF FS LTC 54 Reentry - Fed Funds	Anticipatory cash flows	NA	Interest Rate	DBAG	05/04/2016	01/17/2044		32,000,000	2.16% / (01S)						(1,829,942)				0	725,568		100% / 100%
Forward Start IRS—82308—140 - CF FS LTC 54 Reentry - Fed Funds	Anticipatory cash flows	NA	Interest Rate	DBAG	05/04/2016	04/14/2044		25,000,000	2.16% / (01S)						(1,396,716)				0	570,163		100% / 100%
Forward Start IRS—82309—140 - CF FS LTC 54 Reentry - Fed Funds	Anticipatory cash flows	NA	Interest Rate	DBAG	05/04/2016	01/16/2045		14,000,000	2.16% / (01S)						(722,543)				0	325,062		100% / 100%
Forward Start IRS—82310—140 - CF FS LTC 54 Reentry - Fed Funds	Anticipatory cash flows	NA	Interest Rate	DBAG	05/04/2016	04/16/2045		25,000,000	2.16% / (01S)						(1,256,636)				0	583,778		100% / 100%
Forward Start IRS—82311—140 - CF FS LTC 54 Reentry - Fed Funds	Anticipatory cash flows	NA	Interest Rate	DBAG	05/04/2016	07/16/2045		22,000,000	2.16% / (01S)						(1,075,988)				0	516,652		100% / 100%
Forward Start IRS—82312—140 - CF FS LTC 54 Reentry - Fed Funds	Anticipatory cash flows	NA	Interest Rate	DBAG	05/04/2016	12/14/2045		9,000,000	2.16% / (01S)						(419,297)				0	213,330		100% / 100%
Forward Start IRS—82313—140 - CF FS LTC 54 Reentry - Fed Funds	Anticipatory cash flows	NA	Interest Rate	DBAG	05/04/2016	04/15/2046		27,000,000	2.16% / (01S)						(1,206,735)				0	644,732		100% / 100%

STATEMENT AS OF JUNE 30, 2023 OF GENWORTH LIFE INSURANCE COMPANY

SCHEDULE DB - PART A - SECTION 1

Showing all Options, Caps, Floors, Collars, Swaps and Forwards Open as of Current Statement Date

1	2	3	4	5	6	7	8	9	10	11	12	13	14	15	16	17	18	19	20	21	22	23
Description	Description of Item(s) Hedged, Used for Income Generation or Replicated	Schedule/ Exhibit Identifier	Type(s) of Risk(s) (a)	Exchange, Counterparty or Central Clearinghouse	Trade Date	Date of Maturity or Expiration	Number of Contracts	Notional Amount	Strike Price, Rate or Index Received (Paid)	Cumulative Prior Year(s) Initial Cost of Un-discounted Premium (Received) Paid	Current Year Initial Cost of Un-discounted Premium (Received) Paid	Current Year Income	Book/ Adjusted Carrying Value	Code	Fair Value	Unrealized Valuation Increase/ (Decrease)	Total Foreign Exchange Change in B./A.C.V.	Current Year's (Amortization)/ Accretion	Adjustment to Carrying Value of Hedged Item	Potential Exposure	Credit Quality of Reference Entity	Hedge Effectiveness at Inception and at Quarter-end (b)
Forward Start IRS—82314—140 - CF FS LTC 54 Reentry - Fed Funds	Anticipatory cash flows	NA	Interest Rate	DBAG	05/04/2016	08/15/2046		22,000,000	2.16% / (01S)						(943,453)				0	529,173		100% / 100%
Forward Start IRS—82315—140 - CF FS LTC 54 Reentry - Fed Funds	Anticipatory cash flows	NA	Interest Rate	DBAG	05/04/2016	02/15/2044		37,000,000	2.16% / (01S)						(2,098,984)				0	840,557		100% / 100%
Forward Start IRS—82316—140 - CF FS LTC 54 Reentry - Fed Funds	Anticipatory cash flows	NA	Interest Rate	DBAG	05/04/2016	08/15/2044		10,000,000	2.16% / (01S)						(539,720)				0	229,905		100% / 100%
Forward Start IRS—82317—140 - CF FS LTC 54 Reentry - Fed Funds	Anticipatory cash flows	NA	Interest Rate	DBAG	05/04/2016	10/16/2044		15,000,000	2.16% / (01S)						(795,182)				0	346,240		100% / 100%
Forward Start IRS—82739—140 - CF FS LTC 54 Reentry - Fed Funds	Anticipatory cash flows	NA	Interest Rate	DBAG	05/06/2016	09/16/2034		20,000,000	1.89% / (01S)						(2,195,304)				0	334,991		100% / 100%
Forward Start IRS—82740—140 - CF FS LTC 54 Reentry - Fed Funds	Anticipatory cash flows	NA	Interest Rate	DBAG	05/06/2016	10/15/2034		31,000,000	1.89% / (01S)						(3,365,767)				0	521,071		100% / 100%
Forward Start IRS—82745—140 - CF FS LTC 54 Reentry - Fed Funds	Anticipatory cash flows	NA	Interest Rate	DBAG	05/06/2016	02/15/2043		34,000,000	1.89% / (01S)						(2,623,503)				0	753,463		100% / 100%
Forward Start IRS—82746—140 - CF FS LTC 54 Reentry - Fed Funds	Anticipatory cash flows	NA	Interest Rate	DBAG	05/06/2016	02/15/2039		19,000,000	1.89% / (01S)						(1,690,389)				0	375,714		100% / 100%
Forward Start IRS—82747—140 - CF FS LTC 54 Reentry - Fed Funds	Anticipatory cash flows	NA	Interest Rate	DBAG	05/06/2016	05/15/2039		18,000,000	1.89% / (01S)						(1,588,349)				0	358,703		100% / 100%
Forward Start IRS—82748—140 - CF FS LTC 54 Reentry - Fed Funds	Anticipatory cash flows	NA	Interest Rate	DBAG	05/06/2016	08/15/2039		18,000,000	1.89% / (01S)				0		(1,575,007)				0	361,538		100% / 100%
Forward Start IRS—82749—140 - CF FS LTC 54 Reentry - Fed Funds	Anticipatory cash flows	NA	Interest Rate	DBAG	05/06/2016	11/15/2039		18,000,000	1.89% / (01S)						(1,561,833)				0	364,350		100% / 100%
Forward Start IRS—82750—140 - CF FS LTC 54 Reentry - Fed Funds	Anticipatory cash flows	NA	Interest Rate	DBAG	05/06/2016	02/15/2040		18,000,000	1.89% / (01S)						(1,549,156)				0	367,141		100% / 100%
Forward Start IRS—82757—140 - CF FS LTC 54 Reentry - Fed Funds	Anticipatory cash flows	NA	Interest Rate	DBAG	05/06/2016	03/16/2036		39,000,000	1.89% / (01S)						(3,789,973)				0	695,485		100% / 100%

E06.4

STATEMENT AS OF JUNE 30, 2023 OF GENWORTH LIFE INSURANCE COMPANY

SCHEDULE DB - PART A - SECTION 1

Showing all Options, Caps, Floors, Collars, Swaps and Forwards Open as of Current Statement Date

1	2	3	4	5	6	7	8	9	10	11	12	13	14	15	16	17	18	19	20	21	22	23
Description	Description of Item(s) Hedged, Used for Income Generation or Replicated	Schedule/ Exhibit Identifier	Type(s) of Risk(s) (a)	Exchange, Counterparty or Central Clearinghouse	Trade Date	Date of Maturity or Expiration	Number of Contracts	Notional Amount	Strike Price, Rate or Index Received (Paid)	Cumulative Prior Year(s) Initial Cost of Un-discounted Premium (Received) Paid	Current Year Initial Cost of Un-discounted Premium (Received) Paid	Current Year Income	Book/ Adjusted Carrying Value	Code	Fair Value	Unrealized Valuation Increase/ (Decrease)	Total Foreign Exchange Change in B./A.C.V.	Current Year's (Amortization)/ Accretion	Adjustment to Carrying Value of Hedged Item	Potential Exposure	Credit Quality of Reference Entity	Hedge Effectiveness at Inception and at Quarter-end (b)
Forward Start IRS—82758—140 - CF FS LTC 54 Reentry - Fed Funds	Anticipatory cash flows	NA	Interest Rate	DBAG	05/06/2016	06/15/2036		40,000,000	1.89% / (01S)						(3,837,221)				0	720,274		100% / 100%
Forward Start IRS—82759—140 - CF FS LTC 54 Reentry - Fed Funds	Anticipatory cash flows	NA	Interest Rate	DBAG	05/06/2016	03/15/2037		42,000,000	1.89% / (01S)						(3,939,001)				0	777,789		100% / 100%
Forward Start IRS—82760—140 - CF FS LTC 54 Reentry - Fed Funds	Anticipatory cash flows	NA	Interest Rate	DBAG	05/06/2016	04/15/2037		35,000,000	1.89% / (01S)						(3,274,339)				0	650,161		100% / 100%
Forward Start IRS—82761—140 - CF FS LTC 54 Reentry - Fed Funds	Anticipatory cash flows	NA	Interest Rate	DBAG	05/06/2016	04/14/2038		38,000,000	1.89% / (01S)						(3,470,521)				0	730,945		100% / 100%
Forward Start IRS—82762—140 - CF FS LTC 54 Reentry - Fed Funds	Anticipatory cash flows	NA	Interest Rate	DBAG	05/06/2016	10/16/2038		38,000,000	1.89% / (01S)						(3,420,063)				0	743,355		100% / 100%
Forward Start IRS—97290—140 - CF FS LTC 54 Reentry - Fed Funds	Anticipatory cash flows	NA	Interest Rate	GSI	12/05/2017	01/16/2034		45,100,000	2.34% / (01S)						(3,955,425)				0	732,655		100% / 100%
Forward Start IRS—97291—140 - CF FS LTC 54 Reentry - Fed Funds	Anticipatory cash flows	NA	Interest Rate	GSI	12/05/2017	07/15/2034		24,900,000	2.34% / (01S)						(1,914,372)				0	413,844		100% / 100%
Forward Start IRS—97292—140 - CF FS LTC 54 Reentry - Fed Funds	Anticipatory cash flows	NA	Interest Rate	GSI	12/05/2017	06/14/2034		21,000,000	2.34% / (01S)						(1,646,413)				0	347,681		100% / 100%
Forward Start IRS—97293—140 - CF FS LTC 54 Reentry - Fed Funds	Anticipatory cash flows	NA	Interest Rate	GSI	12/05/2017	02/15/2034		17,200,000	2.34% / (01S)						(1,476,029)				0	280,502		100% / 100%
Forward Start IRS—97294—140 - CF FS LTC 54 Reentry - Fed Funds	Anticipatory cash flows	NA	Interest Rate	GSI	12/05/2017	02/15/2034		11,400,000	2.34% / (01S)						(978,298)				0	185,914		100% / 100%
Forward Start IRS—97295—140 - CF FS LTC 54 Reentry - Fed Funds	Anticipatory cash flows	NA	Interest Rate	GSI	12/05/2017	04/15/2034		11,400,000	2.34% / (01S)						(931,363)				0	187,321		100% / 100%
Forward Start IRS—97296—140 - CF FS LTC 54 Reentry - Fed Funds	Anticipatory cash flows	NA	Interest Rate	GSI	12/05/2017	10/15/2034		7,600,000	2.35% / (01S)						(554,582)				0	127,747		100% / 100%
Forward Start IRS—97297—140 - CF FS LTC 54 Reentry - Fed Funds	Anticipatory cash flows	NA	Interest Rate	GSI	12/05/2017	05/15/2034		34,000,000	2.34% / (01S)						(2,721,728)				0	560,799		100% / 100%

E06.5

STATEMENT AS OF JUNE 30, 2023 OF GENWORTH LIFE INSURANCE COMPANY

SCHEDULE DB - PART A - SECTION 1

Showing all Options, Caps, Floors, Collars, Swaps and Forwards Open as of Current Statement Date

1	2	3	4	5	6	7	8	9	10	11	12	13	14	15	16	17	18	19	20	21	22	23
Description	Description of Item(s) Hedged, Used for Income Generation or Replicated	Schedule/ Exhibit Identifier	Type(s) of Risk(s) (a)	Exchange, Counterparty or Central Clearinghouse	Trade Date	Date of Maturity or Expiration	Number of Contracts	Notional Amount	Strike Price, Rate or Index Received (Paid)	Cumulative Prior Year(s) Initial Cost of Un-discounted Premium (Received) Paid	Current Year Initial Cost of Un-discounted Premium (Received) Paid	Current Year Income	Book/ Adjusted Carrying Value	Code	Fair Value	Unrealized Valuation Increase/ (Decrease)	Total Foreign Exchange Change in B./A.C.V.	Current Year's (Amortization)/ Accretion	Adjustment to Carrying Value of Hedged Item	Potential Exposure	Credit Quality of Reference Entity	Hedge Effectiveness at Inception and at Quarter-end (b)
Forward Start IRS—97298—140 - CF FS LTC 54 Reentry - Fed Funds	Anticipatory cash flows	NA	Interest Rate	GSI	12/05/2017	05/15/2034		20,400,000	2.34% / (01S)						(1,633,037)				0	336,479		100% / 100%
Forward Start IRS—97299—140 - CF FS LTC 54 Reentry - Fed Funds	Anticipatory cash flows	NA	Interest Rate	GSI	12/05/2017	02/15/2034		52,200,000	2.34% / (01S)						(4,479,577)				0	851,290		100% / 100%
Forward Start IRS—97300—140 - CF FS LTC 54 Reentry - Fed Funds	Anticipatory cash flows	NA	Interest Rate	GSI	12/05/2017	03/15/2034		5,800,000	2.34% / (01S)						(484,657)				0	94,928		100% / 100%
Forward Start IRS—97301—140 - CF FS LTC 54 Reentry - Fed Funds	Anticipatory cash flows	NA	Interest Rate	GSI	12/05/2017	12/16/2034		2,400,000	2.35% / (01S)						(169,529)				0	40,643		100% / 100%
Forward Start IRS—97302—140 - CF FS LTC 54 Reentry - Fed Funds	Anticipatory cash flows	NA	Interest Rate	GSI	12/05/2017	04/15/2034		19,400,000	2.34% / (01S)						(1,584,951)				0	318,775		100% / 100%
Forward Start IRS—97303—140 - CF FS LTC 54 Reentry - Fed Funds	Anticipatory cash flows	NA	Interest Rate	GSI	12/05/2017	11/15/2034		7,700,000	2.35% / (01S)						(552,785)				0	129,913		100% / 100%
Forward Start IRS—97429—140 - CF FS LTC 54 Reentry - Fed Funds	Anticipatory cash flows	NA	Interest Rate	CSI	12/08/2017	01/15/2035		38,800,000	2.35% / (01S)						(2,687,286)				0	659,412		100% / 100%
Forward Start IRS—97430—140 - CF FS LTC 54 Reentry - Fed Funds	Anticipatory cash flows	NA	Interest Rate	CSI	12/08/2017	01/15/2035		4,900,000	2.35% / (01S)						(339,374)				0	83,276		100% / 100%
Forward Start IRS—97431—140 - CF FS LTC 54 Reentry - Fed Funds	Anticipatory cash flows	NA	Interest Rate	CSI	12/08/2017	02/14/2035		14,200,000	2.35% / (01S)						(974,115)				0	242,188		100% / 100%
Forward Start IRS—97432—140 - CF FS LTC 54 Reentry - Fed Funds	Anticipatory cash flows	NA	Interest Rate	CSI	12/08/2017	02/14/2035		19,000,000	2.35% / (01S)						(1,303,393)				0	324,055		100% / 100%
Forward Start IRS—97433—140 - CF FS LTC 54 Reentry - Fed Funds	Anticipatory cash flows	NA	Interest Rate	CSI	12/08/2017	03/14/2035		17,000,000	2.35% / (01S)						(1,156,251)				0	290,898		100% / 100%
Forward Start IRS—97434—140 - CF FS LTC 54 Reentry - Fed Funds	Anticipatory cash flows	NA	Interest Rate	CSI	12/08/2017	03/14/2035		17,000,000	2.35% / (01S)						(1,156,251)				0	290,898		100% / 100%
Forward Start IRS—98086—140 - CF FS LTC 54 Reentry - Fed Funds	Anticipatory cash flows	NA	Interest Rate	BOA	01/10/2018	01/15/2040		33,000,000	2.46% / (01S)						(1,622,826)				0	671,373		100% / 100%

STATEMENT AS OF JUNE 30, 2023 OF GENWORTH LIFE INSURANCE COMPANY

SCHEDULE DB - PART A - SECTION 1

Showing all Options, Caps, Floors, Collars, Swaps and Forwards Open as of Current Statement Date

1	2	3	4	5	6	7	8	9	10	11	12	13	14	15	16	17	18	19	20	21	22	23
Description	Description of Item(s) Hedged, Used for Income Generation or Replicated	Schedule/ Exhibit Identifier	Type(s) of Risk(s) (a)	Exchange, Counterparty or Central Clearinghouse	Trade Date	Date of Maturity or Expiration	Number of Contracts	Notional Amount	Strike Price, Rate or Index Received (Paid)	Cumulative Prior Year(s) Initial Cost of Un-discounted Premium (Received) Paid	Current Year Initial Cost of Un-discounted Premium (Received) Paid	Current Year Income	Book/ Adjusted Carrying Value	Code	Fair Value	Unrealized Valuation Increase/ (Decrease)	Total Foreign Exchange Change in B./A.C.V.	Current Year's (Amortization)/ Accretion	Adjustment to Carrying Value of Hedged Item	Potential Exposure	Credit Quality of Reference Entity	Hedge Effectiveness at Inception and at Quarter-end (b)
Forward Start IRS—98134—140 - CF FS LTC 54 Reentry - Fed Funds	Anticipatory cash flows	NA	Interest Rate	BOA	01/11/2018	04/15/2035		16,600,000	2.46% / (01S)						(977,934)				0	285,114		100% / 100%
Forward Start IRS—98135—140 - CF FS LTC 54 Reentry - Fed Funds	Anticipatory cash flows	NA	Interest Rate	BOA	01/11/2018	04/15/2035		18,100,000	2.46% / (01S)				0		(1,066,302)				0	310,878		100% / 100%
Forward Start IRS—98136—140 - CF FS LTC 54 Reentry - Fed Funds	Anticipatory cash flows	NA	Interest Rate	BOA	01/11/2018	04/15/2035		3,800,000	2.46% / (01S)						(223,864)				0	65,267		100% / 100%
Forward Start IRS—98137—140 - CF FS LTC 54 Reentry - Fed Funds	Anticipatory cash flows	NA	Interest Rate	BOA	01/11/2018	04/15/2035		15,100,000	2.46% / (01S)						(889,566)				0	259,351		100% / 100%
Forward Start IRS—98138—140 - CF FS LTC 54 Reentry - Fed Funds	Anticipatory cash flows	NA	Interest Rate	BOA	01/11/2018	05/15/2035		16,600,000	2.46% / (01S)						(967,656)				0	286,106		100% / 100%
Forward Start IRS—98139—140 - CF FS LTC 54 Reentry - Fed Funds	Anticipatory cash flows	NA	Interest Rate	BOA	01/11/2018	06/16/2035		23,400,000	2.46% / (01S)						(1,343,836)				0	404,791		100% / 100%
Forward Start IRS—98140—140 - CF FS LTC 54 Reentry - Fed Funds	Anticipatory cash flows	NA	Interest Rate	BOA	01/11/2018	06/16/2035		13,100,000	2.46% / (01S)						(752,318)				0	226,614		100% / 100%
Forward Start IRS—98141—140 - CF FS LTC 54 Reentry - Fed Funds	Anticipatory cash flows	NA	Interest Rate	BOA	01/11/2018	07/15/2035		58,900,000	2.46% / (01S)						(3,352,844)				0	1,022,272		100% / 100%
Forward Start IRS—98392—140 - CF FS LTC 54 Reentry - Fed Funds	Anticipatory cash flows	NA	Interest Rate	BOA	01/23/2018	01/14/2043		29,300,000	2.48% / (01S)						(1,254,919)				0	647,857		100% / 100%
Forward Start IRS—98393—140 - CF FS LTC 54 Reentry - Fed Funds	Anticipatory cash flows	NA	Interest Rate	BOA	01/23/2018	02/15/2043		14,400,000	2.48% / (01S)						(614,356)				0	319,114		100% / 100%
Forward Start IRS—98394—140 - CF FS LTC 54 Reentry - Fed Funds	Anticipatory cash flows	NA	Interest Rate	BOA	01/23/2018	03/15/2043		28,500,000	2.48% / (01S)						(1,212,392)				0	632,811		100% / 100%
Forward Start IRS—98395—140 - CF FS LTC 54 Reentry - Fed Funds	Anticipatory cash flows	NA	Interest Rate	BOA	01/23/2018	04/15/2043		10,200,000	2.48% / (01S)				0		(435,147)				0	226,967		100% / 100%
Forward Start IRS—98396—140 - CF FS LTC 54 Reentry - Fed Funds	Anticipatory cash flows	NA	Interest Rate	BOA	01/23/2018	05/15/2043		10,200,000	2.48% / (01S)						(433,628)				0	227,438		100% / 100%

E06.7

STATEMENT AS OF JUNE 30, 2023 OF GENWORTH LIFE INSURANCE COMPANY

SCHEDULE DB - PART A - SECTION 1

Showing all Options, Caps, Floors, Collars, Swaps and Forwards Open as of Current Statement Date

1	2	3	4	5	6	7	8	9	10	11	12	13	14	15	16	17	18	19	20	21	22	23
Description	Description of Item(s) Hedged, Used for Income Generation or Replicated	Schedule/ Exhibit Identifier	Type(s) of Risk(s) (a)	Exchange, Counterparty or Central Clearinghouse	Trade Date	Date of Maturity or Expiration	Number of Contracts	Notional Amount	Strike Price, Rate or Index Received (Paid)	Cumulative Prior Year(s) Initial Cost of Un-discounted Premium (Received) Paid	Current Year Initial Cost of Un-discounted Premium (Received) Paid	Current Year Income	Book/ Adjusted Carrying Value	Code	Fair Value	Unrealized Valuation Increase/ (Decrease)	Total Foreign Exchange Change in B./A.C.V.	Current Year's (Amortization)/ Accretion	Adjustment to Carrying Value of Hedged Item	Potential Exposure	Credit Quality of Reference Entity	Hedge Effectiveness at Inception and at Quarter-end (b)
Forward Start IRS—98397—140 - CF FS LTC 54 Reentry - Fed Funds	Anticipatory cash flows	NA	Interest Rate	BOA	01/23/2018	05/16/2043		82,800,000	2.48% / (01S)						(3,519,640)				0	1,846,385		100% / 100%
Forward Start IRS—98398—140 - CF FS LTC 54 Reentry - Fed Funds	Anticipatory cash flows	NA	Interest Rate	BOA	01/23/2018	05/16/2043		13,500,000	2.48% / (01S)						(573,854)				0	301,041		100% / 100%
Forward Start IRS—98399—140 - CF FS LTC 54 Reentry - Fed Funds	Anticipatory cash flows	NA	Interest Rate	BOA	01/23/2018	07/15/2043		21,300,000	2.47% / (01S)						(903,108)				0	476,934		100% / 100%
Forward Start IRS—98400—140 - CF FS LTC 54 Reentry - Fed Funds	Anticipatory cash flows	NA	Interest Rate	BOA	01/23/2018	08/15/2043		25,800,000	2.47% / (01S)						(1,082,434)				0	578,917		100% / 100%
Forward Start IRS—98401—140 - CF FS LTC 54 Reentry - Fed Funds	Anticipatory cash flows	NA	Interest Rate	BOA	01/23/2018	08/15/2043		13,500,000	2.47% / (01S)						(566,390)				0	302,922		100% / 100%
Forward Start IRS—98411—140 - CF FS LTC 54 Reentry - Fed Funds	Anticipatory cash flows	NA	Interest Rate	CSI	01/23/2018	01/15/2039		19,600,000	2.49% / (01S)						(956,010)				0	386,525		100% / 100%
Forward Start IRS—98412—140 - CF FS LTC 54 Reentry - Fed Funds	Anticipatory cash flows	NA	Interest Rate	CSI	01/23/2018	01/15/2039		25,800,000	2.49% / (01S)						(1,258,421)				0	508,793		100% / 100%
Forward Start IRS—98413—140 - CF FS LTC 54 Reentry - Fed Funds	Anticipatory cash flows	NA	Interest Rate	CSI	01/23/2018	01/15/2039		25,200,000	2.49% / (01S)						(1,229,155)				0	496,960		100% / 100%
Forward Start IRS—98414—140 - CF FS LTC 54 Reentry - Fed Funds	Anticipatory cash flows	NA	Interest Rate	CSI	01/23/2018	01/16/2039		34,700,000	2.49% / (01S)						(1,692,363)				0	684,367		100% / 100%
Forward Start IRS—98415—140 - CF FS LTC 54 Reentry - Fed Funds	Anticipatory cash flows	NA	Interest Rate	CSI	01/23/2018	02/15/2039		24,700,000	2.49% / (01S)						(1,201,264)				0	488,428		100% / 100%
Forward Start IRS—98416—140 - CF FS LTC 54 Reentry - Fed Funds	Anticipatory cash flows	NA	Interest Rate	CSI	01/23/2018	02/15/2039		18,600,000	2.49% / (01S)						(904,596)				0	367,804		100% / 100%
Forward Start IRS—98355—140 - CF FS LTC 54 Reentry - Fed Funds	Anticipatory cash flows	NA	Interest Rate	BOA	02/27/2018	02/15/2040		35,500,000	2.67% / (01S)				0		(1,259,878)				0	724,085		100% / 100%
Forward Start IRS—98356—140 - CF FS LTC 54 Reentry - Fed Funds	Anticipatory cash flows	NA	Interest Rate	BOA	02/27/2018	02/15/2040		35,000,000	2.67% / (01S)				0		(1,242,133)				0	713,886		100% / 100%

STATEMENT AS OF JUNE 30, 2023 OF GENWORTH LIFE INSURANCE COMPANY

SCHEDULE DB - PART A - SECTION 1

Showing all Options, Caps, Floors, Collars, Swaps and Forwards Open as of Current Statement Date

1	2	3	4	5	6	7	8	9	10	11	12	13	14	15	16	17	18	19	20	21	22	23
Description	Description of Item(s) Hedged, Used for Income Generation or Replicated	Schedule/ Exhibit Identifier	Type(s) of Risk(s) (a)	Exchange, Counterparty or Central Clearinghouse	Trade Date	Date of Maturity or Expiration	Number of Contracts	Notional Amount	Strike Price, Rate or Index Received (Paid)	Cumulative Prior Year(s) Initial Cost of Un-discounted Premium (Received) Paid	Current Year Initial Cost of Un-discounted Premium (Received) Paid	Current Year Income	Book/ Adjusted Carrying Value	Code	Fair Value	Unrealized Valuation Increase/ (Decrease)	Total Foreign Exchange Change in B./A.C.V.	Current Year's (Amortization)/ Accretion	Adjustment to Carrying Value of Hedged Item	Potential Exposure	Credit Quality of Reference Entity	Hedge Effectiveness at Inception and at Quarter-end (b)
Forward Start IRS—99357—140 - CF FS LTC 54 Reentry - Fed Funds	Anticipatory cash flows	NA	Interest Rate	BOA	02/27/2018	02/15/2040		43,200,000	2.67% / (01S)				0		(1,533,148)				0	881,140		100% / 100%
Forward Start IRS—99358—140 - CF FS LTC 54 Reentry - Fed Funds	Anticipatory cash flows	NA	Interest Rate	BOA	02/27/2018	02/15/2040		30,900,000	2.67% / (01S)				0		(1,096,626)				0	630,260		100% / 100%
Forward Start IRS—99448—140 - CF FS LTC 54 Reentry - Fed Funds	Anticipatory cash flows	NA	Interest Rate	CSI	03/02/2018	02/16/2047		15,500,000	2.47% / (01S)				0		(378,350)				0	376,887		100% / 100%
Forward Start IRS—99449—140 - CF FS LTC 54 Reentry - Fed Funds	Anticipatory cash flows	NA	Interest Rate	CSI	03/02/2018	03/16/2047		22,500,000	2.47% / (01S)				0		(541,326)				0	547,980		100% / 100%
Forward Start IRS—99450—140 - CF FS LTC 54 Reentry - Fed Funds	Anticipatory cash flows	NA	Interest Rate	CSI	03/02/2018	05/15/2047		15,500,000	2.47% / (01S)				0		(364,681)				0	378,803		100% / 100%
Forward Start IRS—99451—140 - CF FS LTC 54 Reentry - Fed Funds	Anticipatory cash flows	NA	Interest Rate	CSI	03/02/2018	07/15/2047		21,600,000	2.47% / (01S)				0		(491,103)				0	529,724		100% / 100%
Forward Start IRS—99452—140 - CF FS LTC 54 Reentry - Fed Funds	Anticipatory cash flows	NA	Interest Rate	CSI	03/02/2018	08/14/2047		15,500,000	2.46% / (01S)				0		(350,248)				0	380,775		100% / 100%
Forward Start IRS—99453—140 - CF FS LTC 54 Reentry - Fed Funds	Anticipatory cash flows	NA	Interest Rate	CSI	03/02/2018	10/15/2047		18,500,000	2.46% / (01S)				0		(403,042)				0	456,069		100% / 100%
Forward Start IRS—99454—140 - CF FS LTC 54 Reentry - Fed Funds	Anticipatory cash flows	NA	Interest Rate	CSI	03/02/2018	11/16/2047		15,500,000	2.46% / (01S)				0		(335,092)				0	382,800		100% / 100%
Forward Start IRS—99455—140 - CF FS LTC 54 Reentry - Fed Funds	Anticipatory cash flows	NA	Interest Rate	CSI	03/02/2018	02/15/2048		15,500,000	2.46% / (01S)				0		(317,057)				0	384,751		100% / 100%
Forward Start IRS—99969—140 - CF FS LTC 54 Reentry - Fed Funds	Anticipatory cash flows	NA	Interest Rate	BOA	03/22/2018	06/15/2039		28,300,000	2.55% / (01S)				0		(1,249,282)				0	565,467		100% / 100%
Forward Start IRS—99970—140 - CF FS LTC 54 Reentry - Fed Funds	Anticipatory cash flows	NA	Interest Rate	BOA	03/22/2018	06/15/2039		23,300,000	2.55% / (01S)				0		(1,028,561)				0	465,561		100% / 100%
Forward Start IRS—99971—140 - CF FS LTC 54 Reentry - Fed Funds	Anticipatory cash flows	NA	Interest Rate	BOA	03/22/2018	06/15/2039		27,300,000	2.55% / (01S)				0		(1,205,137)				0	545,486		100% / 100%

E06.9

STATEMENT AS OF JUNE 30, 2023 OF GENWORTH LIFE INSURANCE COMPANY

SCHEDULE DB - PART A - SECTION 1

Showing all Options, Caps, Floors, Collars, Swaps and Forwards Open as of Current Statement Date

1	2	3	4	5	6	7	8	9	10	11	12	13	14	15	16	17	18	19	20	21	22	23
Description	Description of Item(s) Hedged, Used for Income Generation or Replicated	Schedule/ Exhibit Identifier	Type(s) of Risk(s) (a)	Exchange, Counterparty or Central Clearinghouse	Trade Date	Date of Maturity or Expiration	Number of Contracts	Notional Amount	Strike Price, Rate or Index Received (Paid)	Cumulative Prior Year(s) Initial Cost of Un-discounted Premium (Received) Paid	Current Year Initial Cost of Un-discounted Premium (Received) Paid	Current Year Income	Book/ Adjusted Carrying Value	Code	Fair Value	Unrealized Valuation Increase/ (Decrease)	Total Foreign Exchange Change in B./A.C.V.	Current Year's (Amortization)/ Accretion	Adjustment to Carrying Value of Hedged Item	Potential Exposure	Credit Quality of Reference Entity	Hedge Effectiveness at Inception and at Quarter-end (b)
Forward Start IRS--100095--140 - CF FS LTC 54 Reentry - Fed Funds	Anticipatory cash flows	NA	Interest Rate	BOA	03/27/2018	02/15/2049		14,600,000	2.33% / (01S)						(319,055)				0	369,710		100% / 100%
Forward Start IRS--100096--140 - CF FS LTC 54 Reentry - Fed Funds	Anticipatory cash flows	NA	Interest Rate	BOA	03/27/2018	03/15/2049		22,600,000	2.33% / (01S)						(486,005)				0	573,145		100% / 100%
Forward Start IRS--100097--140 - CF FS LTC 54 Reentry - Fed Funds	Anticipatory cash flows	NA	Interest Rate	BOA	03/27/2018	05/16/2049		14,600,000	2.33% / (01S)						(305,763)				0	371,482		100% / 100%
Forward Start IRS--100098--140 - CF FS LTC 54 Reentry - Fed Funds	Anticipatory cash flows	NA	Interest Rate	BOA	03/27/2018	07/15/2049		21,200,000	2.32% / (01S)				0		(432,667)				0	541,122		100% / 100%
Forward Start IRS--100099--140 - CF FS LTC 54 Reentry - Fed Funds	Anticipatory cash flows	NA	Interest Rate	BOA	03/27/2018	08/15/2049		14,700,000	2.32% / (01S)						(294,149)				0	375,823		100% / 100%
Forward Start IRS--100342--140 - CF FS LTC 54 Reentry - Fed Funds	Anticipatory cash flows	NA	Interest Rate	CSI	04/05/2018	02/15/2050		13,700,000	2.29% / (01S)						(264,203)				0	353,617		100% / 100%
Forward Start IRS--100343--140 - CF FS LTC 54 Reentry - Fed Funds	Anticipatory cash flows	NA	Interest Rate	CSI	04/05/2018	03/15/2050		16,800,000	2.29% / (01S)						(317,461)				0	434,257		100% / 100%
Forward Start IRS--100344--140 - CF FS LTC 54 Reentry - Fed Funds	Anticipatory cash flows	NA	Interest Rate	CSI	04/05/2018	05/15/2050		12,700,000	2.29% / (01S)						(230,197)				0	329,302		100% / 100%
Forward Start IRS--100345--140 - CF FS LTC 54 Reentry - Fed Funds	Anticipatory cash flows	NA	Interest Rate	CSI	04/05/2018	07/16/2050		17,700,000	2.28% / (01S)						(309,083)				0	460,396		100% / 100%
Forward Start IRS--100346--140 - CF FS LTC 54 Reentry - Fed Funds	Anticipatory cash flows	NA	Interest Rate	CSI	04/05/2018	08/15/2050		12,700,000	2.28% / (01S)						(218,424)				0	330,842		100% / 100%
Forward Start IRS--100347--140 - CF FS LTC 54 Reentry - Fed Funds	Anticipatory cash flows	NA	Interest Rate	CSI	04/05/2018	10/15/2050		18,600,000	2.28% / (01S)						(305,584)				0	486,029		100% / 100%
Forward Start IRS--100348--140 - CF FS LTC 54 Reentry - Fed Funds	Anticipatory cash flows	NA	Interest Rate	CSI	04/05/2018	11/15/2050		12,800,000	2.28% / (01S)				0		(205,306)				0	334,991		100% / 100%
Forward Start IRS--101423--140 - CF FS LTC 54 Reentry - Fed Funds	Anticipatory cash flows	NA	Interest Rate	BOA	05/11/2018	02/15/2044		13,900,000	2.54% / (01S)						(492,056)				0	315,777		100% / 100%
Forward Start IRS--101424--140 - CF FS LTC 54 Reentry - Fed Funds	Anticipatory cash flows	NA	Interest Rate	BOA	05/11/2018	03/15/2044		28,300,000	2.54% / (01S)				0		(992,521)				0	644,148		100% / 100%

E06.10

STATEMENT AS OF JUNE 30, 2023 OF GENWORTH LIFE INSURANCE COMPANY

SCHEDULE DB - PART A - SECTION 1

Showing all Options, Caps, Floors, Collars, Swaps and Forwards Open as of Current Statement Date

1	2	3	4	5	6	7	8	9	10	11	12	13	14	15	16	17	18	19	20	21	22	23
Description	Description of Item(s) Hedged, Used for Income Generation or Replicated	Schedule/ Exhibit Identifier	Type(s) of Risk(s) (a)	Exchange, Counterparty or Central Clearinghouse	Trade Date	Date of Maturity or Expiration	Number of Contracts	Notional Amount	Strike Price, Rate or Index Received (Paid)	Cumulative Prior Year(s) Initial Cost of Un-discounted Premium (Received) Paid	Current Year Initial Cost of Un-discounted Premium (Received) Paid	Current Year Income	Book/ Adjusted Carrying Value	Code	Fair Value	Unrealized Valuation Increase/ (Decrease)	Total Foreign Exchange Change in B./A.C.V.	Current Year's (Amortization)/ Accretion	Adjustment to Carrying Value of Hedged Item	Potential Exposure	Credit Quality of Reference Entity	Hedge Effectiveness at Inception and at Quarter-end (b)
Forward Start IRS--101425--140 - CF FS LTC 54 Reentry - Fed Funds	Anticipatory cash flows	NA	Interest Rate	BOA	05/11/2018	05/15/2044		8,700,000	2.54% / (01S)						(297,919)				0	198,821		100% / 100%
Forward Start IRS--101426--140 - CF FS LTC 54 Reentry - Fed Funds	Anticipatory cash flows	NA	Interest Rate	BOA	05/11/2018	06/15/2044		22,100,000	2.54% / (01S)						(747,396)				0	506,077		100% / 100%
Forward Start IRS--101492--140 - CF FS LTC 54 Reentry - Fed Funds	Anticipatory cash flows	NA	Interest Rate	CSI	05/14/2018	11/15/2043		34,200,000	2.56% / (01S)						(1,215,077)				0	772,189		100% / 100%
Forward Start IRS--101493--140 - CF FS LTC 54 Reentry - Fed Funds	Anticipatory cash flows	NA	Interest Rate	CSI	05/14/2018	11/15/2043		13,000,000	2.56% / (01S)						(461,871)				0	293,522		100% / 100%
Forward Start IRS--101494--140 - CF FS LTC 54 Reentry - Fed Funds	Anticipatory cash flows	NA	Interest Rate	CSI	05/14/2018	12/15/2043		60,000,000	2.56% / (01S)						(2,107,618)				0	1,357,445		100% / 100%
Forward Start IRS--102435--140 - CF FS LTC 54 Reentry - Fed Funds	Anticipatory cash flows	NA	Interest Rate	BOA	06/15/2018	05/15/2046		24,200,000	2.41% / (01S)						(755,998)				0	578,911		100% / 100%
Forward Start IRS--102436--140 - CF FS LTC 54 Reentry - Fed Funds	Anticipatory cash flows	NA	Interest Rate	BOA	06/15/2018	07/15/2046		22,400,000	2.41% / (01S)						(686,837)				0	537,805		100% / 100%
Forward Start IRS--102437--140 - CF FS LTC 54 Reentry - Fed Funds	Anticipatory cash flows	NA	Interest Rate	BOA	06/15/2018	07/15/2046		19,400,000	2.41% / (01S)						(594,850)				0	465,777		100% / 100%
Forward Start IRS--102438--140 - CF FS LTC 54 Reentry - Fed Funds	Anticipatory cash flows	NA	Interest Rate	BOA	06/15/2018	10/15/2046		18,500,000	2.4% / (01S)						(548,534)				0	446,590		100% / 100%
Forward Start IRS--102439--140 - CF FS LTC 54 Reentry - Fed Funds	Anticipatory cash flows	NA	Interest Rate	BOA	06/15/2018	11/14/2046		18,500,000	2.4% / (01S)						(540,893)				0	447,377		100% / 100%
Forward Start IRS--102888--140 - CF FS LTC 54 Reentry - Fed Funds	Anticipatory cash flows	NA	Interest Rate	GSI	07/02/2018	03/15/2048		21,700,000	2.32% / (01S)						(586,392)				0	539,519		100% / 100%
Forward Start IRS--102889--140 - CF FS LTC 54 Reentry - Fed Funds	Anticipatory cash flows	NA	Interest Rate	GSI	07/02/2018	05/14/2048		15,500,000	2.32% / (01S)						(406,541)				0	386,650		100% / 100%
Forward Start IRS--102890--140 - CF FS LTC 54 Reentry - Fed Funds	Anticipatory cash flows	NA	Interest Rate	GSI	07/02/2018	07/15/2048		22,600,000	2.31% / (01S)						(579,813)				0	565,681		100% / 100%
Forward Start IRS--102891--140 - CF FS LTC 54 Reentry - Fed Funds	Anticipatory cash flows	NA	Interest Rate	GSI	07/02/2018	08/16/2048		14,700,000	2.31% / (01S)						(370,863)				0	368,586		100% / 100%

STATEMENT AS OF JUNE 30, 2023 OF GENWORTH LIFE INSURANCE COMPANY

SCHEDULE DB - PART A - SECTION 1

Showing all Options, Caps, Floors, Collars, Swaps and Forwards Open as of Current Statement Date

1	2	3	4	5	6	7	8	9	10	11	12	13	14	15	16	17	18	19	20	21	22	23
Description	Description of Item(s) Hedged, Used for Income Generation or Replicated	Schedule/ Exhibit Identifier	Type(s) of Risk(s) (a)	Exchange, Counterparty or Central Clearinghouse	Trade Date	Date of Maturity or Expiration	Number of Contracts	Notional Amount	Strike Price, Rate or Index Received (Paid)	Cumulative Prior Year(s) Initial Cost of Un-discounted Premium (Received) Paid	Current Year Initial Cost of Un-discounted Premium (Received) Paid	Current Year Income	Book/ Adjusted Carrying Value	Code	Fair Value	Unrealized Valuation Increase/ (Decrease)	Total Foreign Exchange Change in B./A.C.V.	Current Year's (Amortization)/ Accretion	Adjustment to Carrying Value of Hedged Item	Potential Exposure	Credit Quality of Reference Entity	Hedge Effectiveness at Inception and at Quarter-end (b)
Forward Start IRS--102892--140 - CF FS LTC 54 Reentry - Fed Funds	Anticipatory cash flows	NA	Interest Rate	GSI	07/02/2018	10/15/2048		23,500,000	2.31% / (01S)				0		(576,850)				0	591,158		100% / 100%
Forward Start IRS--102893--140 - CF FS LTC 54 Reentry - Fed Funds	Anticipatory cash flows	NA	Interest Rate	GSI	07/02/2018	11/15/2048		14,700,000	2.31% / (01S)				0		(354,768)				0	370,408		100% / 100%
Forward Start IRS--103435--140 - CF FS LTC 54 Reentry - Fed Funds	Anticipatory cash flows	NA	Interest Rate	CSI	07/27/2018	01/15/2042		24,200,000	2.58% / (01S)				0		(936,998)				0	521,269		100% / 100%
Forward Start IRS--103436--140 - CF FS LTC 54 Reentry - Fed Funds	Anticipatory cash flows	NA	Interest Rate	CSI	07/27/2018	02/13/2042		37,500,000	2.58% / (01S)				0		(1,447,115)				0	809,478		100% / 100%
Forward Start IRS--103437--140 - CF FS LTC 54 Reentry - Fed Funds	Anticipatory cash flows	NA	Interest Rate	CSI	07/27/2018	02/13/2042		19,900,000	2.58% / (01S)				0		(767,936)				0	429,563		100% / 100%
Forward Start IRS--103438--140 - CF FS LTC 54 Reentry - Fed Funds	Anticipatory cash flows	NA	Interest Rate	CSI	07/27/2018	02/16/2042		14,900,000	2.58% / (01S)				0		(574,794)				0	321,704		100% / 100%
Forward Start IRS--109548--140 - CF FS LTC 54 Reentry - Fed Funds	Anticipatory cash flows	NA	Interest Rate	BOA	04/22/2019	03/15/2038		65,000,000	2.69% / (01S)				0		(2,343,313)				0	1,246,823		100% / 100%
Forward Start IRS--109550--140 - CF FS LTC 54 Reentry - Fed Funds	Anticipatory cash flows	NA	Interest Rate	BOA	04/22/2019	11/15/2038		27,000,000	2.7% / (01S)				0		(942,050)				0	529,590		100% / 100%
Forward Start IRS--109549--140 - CF FS LTC 54 Reentry - Fed Funds	Anticipatory cash flows	NA	Interest Rate	BOA	04/22/2019	10/15/2038		16,000,000	2.7% / (01S)				0		(565,410)				0	312,964		100% / 100%
Forward Start IRS--110060--140 - CF FS LTC 54 Reentry - Fed Funds	Anticipatory cash flows	NA	Interest Rate	BOA	05/14/2019	02/15/2039		54,000,000	2.5% / (01S)				0		(2,590,144)				0	1,067,818		100% / 100%
Forward Start IRS--110063--140 - CF FS LTC 54 Reentry - Fed Funds	Anticipatory cash flows	NA	Interest Rate	BOA	05/14/2019	08/15/2039		46,000,000	2.5% / (01S)				0		(2,171,484)				0	923,930		100% / 100%
Forward Start IRS--110061--140 - CF FS LTC 54 Reentry - Fed Funds	Anticipatory cash flows	NA	Interest Rate	BOA	05/14/2019	04/16/2039		31,000,000	2.5% / (01S)				0		(1,479,189)				0	616,220		100% / 100%
Forward Start IRS--110062--140 - CF FS LTC 54 Reentry - Fed Funds	Anticipatory cash flows	NA	Interest Rate	BOA	05/14/2019	05/15/2039		50,000,000	2.5% / (01S)				0		(2,379,710)				0	996,398		100% / 100%
Forward Start IRS--110064--140 - CF FS LTC 54 Reentry - Fed Funds	Anticipatory cash flows	NA	Interest Rate	BOA	05/14/2019	11/15/2039		50,000,000	2.5% / (01S)				0		(2,341,167)				0	1,012,085		100% / 100%

STATEMENT AS OF JUNE 30, 2023 OF GENWORTH LIFE INSURANCE COMPANY

SCHEDULE DB - PART A - SECTION 1

Showing all Options, Caps, Floors, Collars, Swaps and Forwards Open as of Current Statement Date

1	2	3	4	5	6	7	8	9	10	11	12	13	14	15	16	17	18	19	20	21	22	23
Description	Description of Item(s) Hedged, Used for Income Generation or Replicated	Schedule/ Exhibit Identifier	Type(s) of Risk(s) (a)	Exchange, Counterparty or Central Clearinghouse	Trade Date	Date of Maturity or Expiration	Number of Contracts	Notional Amount	Strike Price, Rate or Index Received (Paid)	Cumulative Prior Year(s) Initial Cost of Un-discounted Premium (Received) Paid	Current Year Initial Cost of Un-discounted Premium (Received) Paid	Current Year Income	Book/ Adjusted Carrying Value	Code	Fair Value	Unrealized Valuation Increase/ (Decrease)	Total Foreign Exchange Change in B./A.C.V.	Current Year's (Amortization)/ Accretion	Adjustment to Carrying Value of Hedged Item	Potential Exposure	Credit Quality of Reference Entity	Hedge Effectiveness at Inception and at Quarter-end (b)
Forward Start IRS--111375--140 - CF FS LTC 54 Reentry - Fed Funds	Anticipatory cash flows	NA	Interest Rate	DBAG	07/11/2019	08/14/2053		25,000,000	2.03% / (01S)				0		(379,973)				0	686,308		100% / 100%
Forward Start IRS--111369--140 - CF FS LTC 54 Reentry - Fed Funds	Anticipatory cash flows	NA	Interest Rate	DBAG	07/11/2019	08/15/2052		25,000,000	2.04% / (01S)				0		(471,228)				0	674,860		100% / 100%
Forward Start IRS--111371--140 - CF FS LTC 54 Reentry - Fed Funds	Anticipatory cash flows	NA	Interest Rate	DBAG	07/11/2019	02/16/2053		25,000,000	2.03% / (01S)				0		(419,041)				0	680,703		100% / 100%
Forward Start IRS--111374--140 - CF FS LTC 54 Reentry - Fed Funds	Anticipatory cash flows	NA	Interest Rate	DBAG	07/11/2019	07/15/2053		25,000,000	2.03% / (01S)				0		(383,458)				0	685,372		100% / 100%
Forward Start IRS--111443--140 - CF FS LTC 54 Reentry - Fed Funds	Anticipatory cash flows	NA	Interest Rate	BOA	07/12/2019	05/15/2042		10,000,000	2.3% / (01S)				0		(551,611)				0	217,300		100% / 100%
Forward Start IRS--111377--140 - CF FS LTC 54 Reentry - Fed Funds	Anticipatory cash flows	NA	Interest Rate	DBAG	07/11/2019	11/16/2053		25,000,000	2.02% / (01S)				0		(374,165)				0	689,233		100% / 100%
Forward Start IRS--111446--140 - CF FS LTC 54 Reentry - Fed Funds	Anticipatory cash flows	NA	Interest Rate	BOA	07/12/2019	10/15/2042		8,000,000	2.29% / (01S)				0		(438,282)				0	175,758		100% / 100%
Forward Start IRS--111447--140 - CF FS LTC 54 Reentry - Fed Funds	Anticipatory cash flows	NA	Interest Rate	BOA	07/12/2019	11/15/2042		10,500,000	2.29% / (01S)				0		(573,115)				0	231,190		100% / 100%
Forward Start IRS--111368--140 - CF FS LTC 54 Reentry - Fed Funds	Anticipatory cash flows	NA	Interest Rate	DBAG	07/11/2019	05/15/2052		25,000,000	2.04% / (01S)				0		(497,384)				0	671,936		100% / 100%
Forward Start IRS--111376--140 - CF FS LTC 54 Reentry - Fed Funds	Anticipatory cash flows	NA	Interest Rate	DBAG	07/11/2019	10/15/2053		26,000,000	2.02% / (01S)				0		(393,034)				0	715,769		100% / 100%
Forward Start IRS--111445--140 - CF FS LTC 54 Reentry - Fed Funds	Anticipatory cash flows	NA	Interest Rate	BOA	07/12/2019	09/15/2042		14,000,000	2.29% / (01S)				0		(765,448)				0	306,922		100% / 100%
Forward Start IRS--111441--140 - CF FS LTC 54 Reentry - Fed Funds	Anticipatory cash flows	NA	Interest Rate	BOA	07/12/2019	04/15/2042		32,000,000	2.3% / (01S)				0		(1,761,160)				0	693,845		100% / 100%
Forward Start IRS--111372--140 - CF FS LTC 54 Reentry - Fed Funds	Anticipatory cash flows	NA	Interest Rate	DBAG	07/11/2019	03/16/2053		24,000,000	2.03% / (01S)				0		(396,809)				0	654,319		100% / 100%
Forward Start IRS--111373--140 - CF FS LTC 54 Reentry - Fed Funds	Anticipatory cash flows	NA	Interest Rate	DBAG	07/11/2019	05/15/2053		25,000,000	2.03% / (01S)				0		(397,650)				0	683,464		100% / 100%

E06.13

STATEMENT AS OF JUNE 30, 2023 OF GENWORTH LIFE INSURANCE COMPANY

SCHEDULE DB - PART A - SECTION 1

Showing all Options, Caps, Floors, Collars, Swaps and Forwards Open as of Current Statement Date

1	2	3	4	5	6	7	8	9	10	11	12	13	14	15	16	17	18	19	20	21	22	23
Description	Description of Item(s) Hedged, Used for Income Generation or Replicated	Schedule/ Exhibit Identifier	Type(s) of Risk(s) (a)	Exchange, Counterparty or Central Clearinghouse	Trade Date	Date of Maturity or Expiration	Number of Contracts	Notional Amount	Strike Price, Rate or Index Received (Paid)	Cumulative Prior Year(s) Initial Cost of Un-discounted Premium (Received) Paid	Current Year Initial Cost of Un-discounted Premium (Received) Paid	Current Year Income	Book/ Adjusted Carrying Value	Code	Fair Value	Unrealized Valuation Increase/ (Decrease)	Total Foreign Exchange Change in B./A.C.V.	Current Year's (Amortization)/ Accretion	Adjustment to Carrying Value of Hedged Item	Potential Exposure	Credit Quality of Reference Entity	Hedge Effectiveness at Inception and at Quarter-end (b)
Forward Start IRS--111448--140 - CF FS LTC 54 Reentry - Fed Funds	Anticipatory cash flows	NA	Interest Rate	BOA	07/12/2019	11/15/2042		16,000,000	2.29% / (01S)						(873,318)				0	352,289		100% / 100%
Forward Start IRS--111444--140 - CF FS LTC 54 Reentry - Fed Funds	Anticipatory cash flows	NA	Interest Rate	BOA	07/12/2019	08/16/2042		16,000,000	2.29% / (01S)						(878,144)				0	350,017		100% / 100%
Forward Start IRS--111848--140 - CF FS LTC 54 Reentry - Fed Funds	Anticipatory cash flows	NA	Interest Rate	NATWEST	07/31/2019	11/16/2036		65,000,000	2.15% / (01S)						(4,914,662)				0	1,189,330		100% / 100%
Forward Start IRS--111370--140 - CF FS LTC 54 Reentry - Fed Funds	Anticipatory cash flows	NA	Interest Rate	DBAG	07/11/2019	11/14/2052		25,000,000	2.04% / (01S)						(445,374)				0	677,741		100% / 100%
Forward Start IRS--111442--140 - CF FS LTC 54 Reentry - Fed Funds	Anticipatory cash flows	NA	Interest Rate	BOA	07/12/2019	05/14/2042		16,000,000	2.3% / (01S)						(882,673)				0	347,654		100% / 100%
Forward Start IRS--111901--140 - CF FS LTC 54 Reentry - Fed Funds	Anticipatory cash flows	NA	Interest Rate	BOA	08/01/2019	09/15/2044		21,000,000	2.03% / (01S)						(1,273,714)				0	483,769		100% / 100%
Forward Start IRS--111907--140 - CF FS LTC 54 Reentry - Fed Funds	Anticipatory cash flows	NA	Interest Rate	BOA	08/01/2019	12/14/2045		9,000,000	2.01% / (01S)						(490,698)				0	213,330		100% / 100%
Forward Start IRS--111911--140 - CF FS LTC 54 Reentry - Fed Funds	Anticipatory cash flows	NA	Interest Rate	DBAG	08/01/2019	05/15/2041		48,000,000	2.09% / (01S)						(3,378,508)				0	1,015,052		100% / 100%
Forward Start IRS--112192--140 - CF FS LTC 54 Reentry - Fed Funds	Anticipatory cash flows	NA	Interest Rate	NATWEST	08/13/2019	03/15/2041		35,000,000	1.68% / (01S)						(3,358,581)				0	736,676		100% / 100%
Forward Start IRS--112193--140 - CF FS LTC 54 Reentry - Fed Funds	Anticipatory cash flows	NA	Interest Rate	NATWEST	08/13/2019	04/15/2041		30,500,000	1.68% / (01S)						(2,918,224)				0	643,497		100% / 100%
Forward Start IRS--111904--140 - CF FS LTC 54 Reentry - Fed Funds	Anticipatory cash flows	NA	Interest Rate	BOA	08/01/2019	08/15/2045		13,000,000	2.02% / (01S)						(730,595)				0	305,863		100% / 100%
Forward Start IRS--111905--140 - CF FS LTC 54 Reentry - Fed Funds	Anticipatory cash flows	NA	Interest Rate	BOA	08/01/2019	10/15/2045		9,000,000	2.01% / (01S)						(499,304)				0	212,549		100% / 100%
Forward Start IRS--111903--140 - CF FS LTC 54 Reentry - Fed Funds	Anticipatory cash flows	NA	Interest Rate	BOA	08/01/2019	05/15/2045		25,000,000	2.02% / (01S)						(1,434,705)				0	584,840		100% / 100%
Forward Start IRS--111908--140 - CF FS LTC 54 Reentry - Fed Funds	Anticipatory cash flows	NA	Interest Rate	BOA	08/01/2019	10/14/2049		21,000,000	1.95% / (01S)						(767,724)				0	538,575		100% / 100%

STATEMENT AS OF JUNE 30, 2023 OF GENWORTH LIFE INSURANCE COMPANY

SCHEDULE DB - PART A - SECTION 1

Showing all Options, Caps, Floors, Collars, Swaps and Forwards Open as of Current Statement Date

1	2	3	4	5	6	7	8	9	10	11	12	13	14	15	16	17	18	19	20	21	22	23
Description	Description of Item(s) Hedged, Used for Income Generation or Replicated	Schedule/ Exhibit Identifier	Type(s) of Risk(s) (a)	Exchange, Counterparty or Central Clearinghouse	Trade Date	Date of Maturity or Expiration	Number of Contracts	Notional Amount	Strike Price, Rate or Index Received (Paid)	Cumulative Prior Year(s) Initial Cost of Un-discounted Premium (Received) Paid	Current Year Initial Cost of Un-discounted Premium (Received) Paid	Current Year Income	Book/ Adjusted Carrying Value	Code	Fair Value	Unrealized Valuation Increase/ (Decrease)	Total Foreign Exchange Change in B./A.C.V.	Current Year's (Amortization)/ Accretion	Adjustment to Carrying Value of Hedged Item	Potential Exposure	Credit Quality of Reference Entity	Hedge Effectiveness at Inception and at Quarter-end (b)
Forward Start IRS--111909--140 - CF FS LTC 54 Reentry - Fed Funds	Anticipatory cash flows	NA	Interest Rate	BOA	08/01/2019	02/14/2052		25,000,000	1.9% / (01S)				0		(678,211)				0	669,031		100% / 100%
Forward Start IRS--111915--140 - CF FS LTC 54 Reentry - Fed Funds	Anticipatory cash flows	NA	Interest Rate	DBAG	08/01/2019	12/15/2041		3,200,000	2.08% / (01S)				0		(221,272)				0	68,770		100% / 100%
Forward Start IRS--112187--140 - CF FS LTC 54 Reentry - Fed Funds	Anticipatory cash flows	NA	Interest Rate	NATWEST	08/13/2019	12/15/2040		31,000,000	1.68% / (01S)						(2,999,253)				0	647,929		100% / 100%
Forward Start IRS--111914--140 - CF FS LTC 54 Reentry - Fed Funds	Anticipatory cash flows	NA	Interest Rate	DBAG	08/01/2019	11/14/2041		17,000,000	2.08% / (01S)						(1,179,284)				0	364,501		100% / 100%
Forward Start IRS--112190--140 - CF FS LTC 54 Reentry - Fed Funds	Anticipatory cash flows	NA	Interest Rate	NATWEST	08/13/2019	03/14/2041		21,000,000	1.68% / (01S)						(2,015,336)				0	441,972		100% / 100%
Forward Start IRS--112191--140 - CF FS LTC 54 Reentry - Fed Funds	Anticipatory cash flows	NA	Interest Rate	NATWEST	08/13/2019	03/15/2041		36,000,000	1.68% / (01S)						(3,454,540)				0	757,724		100% / 100%
Forward Start IRS--111902--140 - CF FS LTC 54 Reentry - Fed Funds	Anticipatory cash flows	NA	Interest Rate	BOA	08/01/2019	02/15/2045		14,000,000	2.02% / (01S)						(822,780)				0	325,681		100% / 100%
Forward Start IRS--112188--140 - CF FS LTC 54 Reentry - Fed Funds	Anticipatory cash flows	NA	Interest Rate	NATWEST	08/13/2019	12/16/2040		28,000,000	1.68% / (01S)						(2,708,750)				0	585,272		100% / 100%
Forward Start IRS--112189--140 - CF FS LTC 54 Reentry - Fed Funds	Anticipatory cash flows	NA	Interest Rate	NATWEST	08/13/2019	02/14/2041		13,000,000	1.68% / (01S)						(1,250,606)				0	273,008		100% / 100%
Forward Start IRS--111910--140 - CF FS LTC 54 Reentry - Fed Funds	Anticipatory cash flows	NA	Interest Rate	DBAG	08/01/2019	04/15/2041		11,000,000	2.09% / (01S)						(772,889)				0	232,081		100% / 100%
Forward Start IRS--111912--140 - CF FS LTC 54 Reentry - Fed Funds	Anticipatory cash flows	NA	Interest Rate	DBAG	08/01/2019	05/15/2041		11,000,000	2.09% / (01S)						(774,241)				0	232,616		100% / 100%
Forward Start IRS--111913--140 - CF FS LTC 54 Reentry - Fed Funds	Anticipatory cash flows	NA	Interest Rate	DBAG	08/01/2019	10/15/2041		10,500,000	2.08% / (01S)						(730,777)				0	224,629		100% / 100%
Forward Start IRS--111900--140 - CF FS LTC 54 Reentry - Fed Funds	Anticipatory cash flows	NA	Interest Rate	BOA	08/01/2019	10/14/2043		58,000,000	2.04% / (01S)						(3,800,304)				0	1,306,742		100% / 100%
Forward Start IRS--111906--140 - CF FS LTC 54 Reentry - Fed Funds	Anticipatory cash flows	NA	Interest Rate	BOA	08/01/2019	11/15/2045		17,000,000	2.01% / (01S)						(934,627)				0	402,244		100% / 100%

STATEMENT AS OF JUNE 30, 2023 OF GENWORTH LIFE INSURANCE COMPANY

SCHEDULE DB - PART A - SECTION 1

Showing all Options, Caps, Floors, Collars, Swaps and Forwards Open as of Current Statement Date

1	2	3	4	5	6	7	8	9	10	11	12	13	14	15	16	17	18	19	20	21	22	23
Description	Description of Item(s) Hedged, Used for Income Generation or Replicated	Schedule/ Exhibit Identifier	Type(s) of Risk(s) (a)	Exchange, Counterparty or Central Clearinghouse	Trade Date	Date of Maturity or Expiration	Number of Contracts	Notional Amount	Strike Price, Rate or Index Received (Paid)	Cumulative Prior Year(s) Initial Cost of Un-discounted Premium (Received) Paid	Current Year Initial Cost of Un-discounted Premium (Received) Paid	Current Year Income	Book/ Adjusted Carrying Value	Code	Fair Value	Unrealized Valuation Increase/ (Decrease)	Total Foreign Exchange Change in B./A.C.V.	Current Year's (Amortization)/ Accretion	Adjustment to Carrying Value of Hedged Item	Potential Exposure	Credit Quality of Reference Entity	Hedge Effectiveness at Inception and at Quarter-end (b)
Forward Start IRS--116420--140 - CF FS LTC 54 Reentry - Fed Funds	Anticipatory cash flows	NA	Interest Rate	BOA	01/10/2020	05/15/2045		12,000,000	1.9% / (01S)						(764,578)				0	280,723		100% / 100%
Forward Start IRS--116762--140 - CF FS LTC 54 Reentry - Fed Funds	Anticipatory cash flows	NA	Interest Rate	CSI	01/28/2020	01/15/2041		27,000,000	1.73% / (01S)						(2,528,651)				0	565,695		100% / 100%
Forward Start IRS--116920--140 - CF FS LTC 54 Reentry - Fed Funds	Anticipatory cash flows	NA	Interest Rate	BOA	01/31/2020	10/15/2052		26,000,000	1.47% / (01S)						(1,104,298)				0	703,864		100% / 100%
Forward Start IRS--116921--140 - CF FS LTC 54 Reentry - Fed Funds	Anticipatory cash flows	NA	Interest Rate	BOA	01/31/2020	07/15/2054		10,000,000	1.41% / (01S)						(388,750)				0	278,671		100% / 100%
Forward Start IRS--116925--140 - CF FS LTC 54 Reentry - Fed Funds	Anticipatory cash flows	NA	Interest Rate	BOA	01/31/2020	03/15/2056		23,000,000	1.36% / (01S)						(854,352)				0	657,932		100% / 100%
Forward Start IRS--116926--140 - CF FS LTC 54 Reentry - Fed Funds	Anticipatory cash flows	NA	Interest Rate	BOA	01/31/2020	10/15/2056		22,000,000	1.35% / (01S)						(797,352)				0	634,937		100% / 100%
Forward Start IRS--116928--140 - CF FS LTC 54 Reentry - Fed Funds	Anticipatory cash flows	NA	Interest Rate	BOA	01/31/2020	05/15/2057		38,000,000	1.33% / (01S)						(1,358,750)				0	1,106,228		100% / 100%
Forward Start IRS--116929--140 - CF FS LTC 54 Reentry - Fed Funds	Anticipatory cash flows	NA	Interest Rate	BOA	01/31/2020	08/15/2057		37,000,000	1.33% / (01S)						(1,302,968)				0	1,081,114		100% / 100%
Forward Start IRS--117019--140 - CF FS LTC 54 Reentry - Fed Funds	Anticipatory cash flows	NA	Interest Rate	BOA	02/04/2020	03/15/2039		19,000,000	1.7% / (01S)						(1,922,782)				0	376,634		100% / 100%
Forward Start IRS--117020--140 - CF FS LTC 54 Reentry - Fed Funds	Anticipatory cash flows	NA	Interest Rate	BOA	02/04/2020	04/15/2039		20,000,000	1.7% / (01S)						(2,017,955)				0	397,527		100% / 100%
Forward Start IRS--117233--140 - CF FS LTC 54 Reentry - Fed Funds	Anticipatory cash flows	NA	Interest Rate	GSI	02/11/2020	08/15/2040		6,000,000	1.71% / (01S)						(575,719)				0	124,200		100% / 100%
Forward Start IRS--117234--140 - CF FS LTC 54 Reentry - Fed Funds	Anticipatory cash flows	NA	Interest Rate	GSI	02/11/2020	09/15/2040		27,000,000	1.71% / (01S)						(2,582,953)				0	560,285		100% / 100%
Forward Start IRS--117412--140 - CF FS LTC 54 Reentry - Fed Funds	Anticipatory cash flows	NA	Interest Rate	DBAG	02/14/2020	10/15/2040		24,000,000	1.67% / (01S)						(2,350,277)				0	499,218		100% / 100%
Forward Start IRS--116424--140 - CF FS LTC 54 Reentry - Fed Funds	Anticipatory cash flows	NA	Interest Rate	BOA	01/10/2020	11/15/2045		32,000,000	1.9% / (01S)						(1,954,177)				0	757,166		100% / 100%

STATEMENT AS OF JUNE 30, 2023 OF GENWORTH LIFE INSURANCE COMPANY

SCHEDULE DB - PART A - SECTION 1

Showing all Options, Caps, Floors, Collars, Swaps and Forwards Open as of Current Statement Date

1	2	3	4	5	6	7	8	9	10	11	12	13	14	15	16	17	18	19	20	21	22	23
Description	Description of Item(s) Hedged, Used for Income Generation or Replicated	Schedule/ Exhibit Identifier	Type(s) of Risk(s) (a)	Exchange, Counterparty or Central Clearinghouse	Trade Date	Date of Maturity or Expiration	Number of Contracts	Notional Amount	Strike Price, Rate or Index Received (Paid)	Cumulative Prior Year(s) Initial Cost of Un-discounted Premium (Received) Paid	Current Year Initial Cost of Un-discounted Premium (Received) Paid	Current Year Income	Book/ Adjusted Carrying Value	Code	Fair Value	Unrealized Valuation Increase/ (Decrease)	Total Foreign Exchange Change in B./A.C.V.	Current Year's (Amortization)/ Accretion	Adjustment to Carrying Value of Hedged Item	Potential Exposure	Credit Quality of Reference Entity	Hedge Effectiveness at Inception and at Quarter-end (b)
Forward Start IRS--116758--140 - CF FS LTC 54 Reentry - Fed Funds	Anticipatory cash flows	NA	Interest Rate	CSI	01/28/2020	10/15/2040		24,500,000	1.73% / (01S)						(2,306,507)				0	509,618		100% / 100%
Forward Start IRS--116759--140 - CF FS LTC 54 Reentry - Fed Funds	Anticipatory cash flows	NA	Interest Rate	CSI	01/28/2020	11/15/2040		17,000,000	1.73% / (01S)						(1,595,766)				0	354,479		100% / 100%
Forward Start IRS--116828--140 - CF FS LTC 54 Reentry - Fed Funds	Anticipatory cash flows	NA	Interest Rate	NATWEST	01/29/2020	09/15/2040		23,500,000	1.77% / (01S)						(2,166,352)				0	487,656		100% / 100%
Forward Start IRS--116922--140 - CF FS LTC 54 Reentry - Fed Funds	Anticipatory cash flows	NA	Interest Rate	BOA	01/31/2020	03/15/2055		20,000,000	1.39% / (01S)						(763,404)				0	563,283		100% / 100%
Forward Start IRS--116923--140 - CF FS LTC 54 Reentry - Fed Funds	Anticipatory cash flows	NA	Interest Rate	BOA	01/31/2020	07/14/2055		17,000,000	1.38% / (01S)						(643,013)				0	481,285		100% / 100%
Forward Start IRS--117021--140 - CF FS LTC 54 Reentry - Fed Funds	Anticipatory cash flows	NA	Interest Rate	BOA	02/04/2020	07/15/2039		27,000,000	1.7% / (01S)						(2,701,203)				0	540,878		100% / 100%
Forward Start IRS--117022--140 - CF FS LTC 54 Reentry - Fed Funds	Anticipatory cash flows	NA	Interest Rate	BOA	02/04/2020	07/16/2039		22,000,000	1.7% / (01S)						(2,200,786)				0	440,753		100% / 100%
Forward Start IRS--117110--140 - CF FS LTC 54 Reentry - Fed Funds	Anticipatory cash flows	NA	Interest Rate	NATWEST	02/06/2020	01/15/2040		25,000,000	1.78% / (01S)						(2,330,269)				0	508,616		100% / 100%
Forward Start IRS--117235--140 - CF FS LTC 54 Reentry - Fed Funds	Anticipatory cash flows	NA	Interest Rate	GSI	02/11/2020	09/16/2040		15,000,000	1.71% / (01S)						(1,434,840)				0	311,294		100% / 100%
Forward Start IRS--117236--140 - CF FS LTC 54 Reentry - Fed Funds	Anticipatory cash flows	NA	Interest Rate	GSI	02/11/2020	11/15/2041		10,500,000	1.7% / (01S)						(970,666)				0	225,150		100% / 100%
Forward Start IRS--117413--140 - CF FS LTC 54 Reentry - Fed Funds	Anticipatory cash flows	NA	Interest Rate	DBAG	02/14/2020	11/15/2040		20,000,000	1.67% / (01S)						(1,952,852)				0	417,035		100% / 100%
Forward Start IRS--117414--140 - CF FS LTC 54 Reentry - Fed Funds	Anticipatory cash flows	NA	Interest Rate	DBAG	02/14/2020	11/15/2040		13,500,000	1.67% / (01S)						(1,318,175)				0	281,498		100% / 100%
Forward Start IRS--117415--140 - CF FS LTC 54 Reentry - Fed Funds	Anticipatory cash flows	NA	Interest Rate	DBAG	02/14/2020	11/15/2040		13,000,000	1.67% / (01S)						(1,269,354)				0	271,072		100% / 100%
Forward Start IRS--117417--140 - CF FS LTC 54 Reentry - Fed Funds	Anticipatory cash flows	NA	Interest Rate	DBAG	02/14/2020	04/15/2042		10,000,000	1.66% / (01S)						(933,501)				0	216,826		100% / 100%

STATEMENT AS OF JUNE 30, 2023 OF GENWORTH LIFE INSURANCE COMPANY

SCHEDULE DB - PART A - SECTION 1

Showing all Options, Caps, Floors, Collars, Swaps and Forwards Open as of Current Statement Date

1	2	3	4	5	6	7	8	9	10	11	12	13	14	15	16	17	18	19	20	21	22	23
Description	Description of Item(s) Hedged, Used for Income Generation or Replicated	Schedule/ Exhibit Identifier	Type(s) of Risk(s) (a)	Exchange, Counterparty or Central Clearinghouse	Trade Date	Date of Maturity or Expiration	Number of Contracts	Notional Amount	Strike Price, Rate or Index Received (Paid)	Cumulative Prior Year(s) Initial Cost of Un-discounted Premium (Received) Paid	Current Year Initial Cost of Un-discounted Premium (Received) Paid	Current Year Income	Book/ Adjusted Carrying Value	Code	Fair Value	Unrealized Valuation Increase/ (Decrease)	Total Foreign Exchange Change in B./A.C.V.	Current Year's (Amortization)/ Accretion	Adjustment to Carrying Value of Hedged Item	Potential Exposure	Credit Quality of Reference Entity	Hedge Effectiveness at Inception and at Quarter-end (b)
Forward Start IRS--116421--140 - CF FS LTC 54 Reentry - Fed Funds	Anticipatory cash flows	NA	Interest Rate	BOA	01/10/2020	06/15/2045		25,000,000	1.9% / (01S)						(1,583,591)				0	585,973		100% / 100%
Forward Start IRS--116827--140 - CF FS LTC 54 Reentry - Fed Funds	Anticipatory cash flows	NA	Interest Rate	NATWEST	01/29/2020	08/15/2040		18,000,000	1.77% / (01S)						(1,664,344)				0	372,601		100% / 100%
Forward Start IRS--116919--140 - CF FS LTC 54 Reentry - Fed Funds	Anticipatory cash flows	NA	Interest Rate	BOA	01/31/2020	07/15/2052		25,000,000	1.47% / (01S)						(1,094,859)				0	673,877		100% / 100%
Forward Start IRS--116924--140 - CF FS LTC 54 Reentry - Fed Funds	Anticipatory cash flows	NA	Interest Rate	BOA	01/31/2020	10/16/2055		18,000,000	1.37% / (01S)				0		(677,537)				0	511,639		100% / 100%
Forward Start IRS--116930--140 - CF FS LTC 54 Reentry - Fed Funds	Anticipatory cash flows	NA	Interest Rate	BOA	01/31/2020	11/15/2057		37,000,000	1.32% / (01S)						(1,296,909)				0	1,085,096		100% / 100%
Forward Start IRS--117018--140 - CF FS LTC 54 Reentry - Fed Funds	Anticipatory cash flows	NA	Interest Rate	BOA	02/04/2020	02/15/2039		12,000,000	1.7% / (01S)						(1,217,392)				0	237,293		100% / 100%
Forward Start IRS--117231--140 - CF FS LTC 54 Reentry - Fed Funds	Anticipatory cash flows	NA	Interest Rate	GSI	02/11/2020	08/15/2040		33,500,000	1.71% / (01S)						(3,214,432)				0	693,453		100% / 100%
Forward Start IRS--117232--140 - CF FS LTC 54 Reentry - Fed Funds	Anticipatory cash flows	NA	Interest Rate	GSI	02/11/2020	08/15/2040		26,000,000	1.71% / (01S)						(2,494,783)				0	538,202		100% / 100%
Forward Start IRS--116419--140 - CF FS LTC 54 Reentry - Fed Funds	Anticipatory cash flows	NA	Interest Rate	BOA	01/10/2020	03/15/2045		14,000,000	1.91% / (01S)						(904,001)				0	326,258		100% / 100%
Forward Start IRS--116422--140 - CF FS LTC 54 Reentry - Fed Funds	Anticipatory cash flows	NA	Interest Rate	BOA	01/10/2020	07/16/2045		22,000,000	1.9% / (01S)						(1,382,516)				0	516,652		100% / 100%
Forward Start IRS--116423--140 - CF FS LTC 54 Reentry - Fed Funds	Anticipatory cash flows	NA	Interest Rate	BOA	01/10/2020	08/15/2045		11,000,000	1.9% / (01S)						(687,207)				0	258,807		100% / 100%
Forward Start IRS--116760--140 - CF FS LTC 54 Reentry - Fed Funds	Anticipatory cash flows	NA	Interest Rate	CSI	01/28/2020	01/15/2041		18,000,000	1.73% / (01S)						(1,685,768)				0	377,130		100% / 100%
Forward Start IRS--116761--140 - CF FS LTC 54 Reentry - Fed Funds	Anticipatory cash flows	NA	Interest Rate	CSI	01/28/2020	01/15/2041		26,000,000	1.73% / (01S)						(2,434,998)				0	544,744		100% / 100%
Forward Start IRS--116824--140 - CF FS LTC 54 Reentry - Fed Funds	Anticipatory cash flows	NA	Interest Rate	NATWEST	01/29/2020	03/15/2040		25,000,000	1.77% / (01S)						(2,335,693)				0	511,135		100% / 100%

STATEMENT AS OF JUNE 30, 2023 OF GENWORTH LIFE INSURANCE COMPANY

SCHEDULE DB - PART A - SECTION 1

Showing all Options, Caps, Floors, Collars, Swaps and Forwards Open as of Current Statement Date

1	2	3	4	5	6	7	8	9	10	11	12	13	14	15	16	17	18	19	20	21	22	23
Description	Description of Item(s) Hedged, Used for Income Generation or Replicated	Schedule/ Exhibit Identifier	Type(s) of Risk(s) (a)	Exchange, Counterparty or Central Clearinghouse	Trade Date	Date of Maturity or Expiration	Number of Contracts	Notional Amount	Strike Price, Rate or Index Received (Paid)	Cumulative Prior Year(s) Initial Cost of Un-discounted Premium (Received) Paid	Current Year Initial Cost of Un-discounted Premium (Received) Paid	Current Year Income	Book/ Adjusted Carrying Value	Code	Fair Value	Unrealized Valuation Increase/ (Decrease)	Total Foreign Exchange Change in B./A.C.V.	Current Year's (Amortization)/ Accretion	Adjustment to Carrying Value of Hedged Item	Potential Exposure	Credit Quality of Reference Entity	Hedge Effectiveness at Inception and at Quarter-end (b)
Forward Start IRS—116825—140 - CF FS LTC 54 Reentry - Fed Funds	Anticipatory cash flows	NA	Interest Rate	NATWEST	01/29/2020	05/15/2040		18,000,000	1.77% / (OIS)						(1,672,538)				0	369,852		100% / 100%
Forward Start IRS—116829—140 - CF FS LTC 54 Reentry - Fed Funds	Anticipatory cash flows	NA	Interest Rate	NATWEST	01/29/2020	10/15/2040		12,500,000	1.77% / (OIS)						(1,149,190)				0	260,009		100% / 100%
Forward Start IRS—117107—140 - CF FS LTC 54 Reentry - Fed Funds	Anticipatory cash flows	NA	Interest Rate	NATWEST	02/06/2020	01/15/2040		36,000,000	1.78% / (OIS)						(3,355,587)				0	732,407		100% / 100%
Forward Start IRS—117109—140 - CF FS LTC 54 Reentry - Fed Funds	Anticipatory cash flows	NA	Interest Rate	NATWEST	02/06/2020	01/15/2040		32,500,000	1.78% / (OIS)						(3,029,349)				0	661,201		100% / 100%
Forward Start IRS—117416—140 - CF FS LTC 54 Reentry - Fed Funds	Anticipatory cash flows	NA	Interest Rate	DBAG	02/14/2020	11/15/2040		12,500,000	1.67% / (OIS)						(1,220,533)				0	260,647		100% / 100%
Forward Start IRS—117418—140 - CF FS LTC 54 Reentry - Fed Funds	Anticipatory cash flows	NA	Interest Rate	DBAG	02/14/2020	10/15/2043		10,000,000	1.65% / (OIS)						(876,660)				0	225,316		100% / 100%
Forward Start IRS—116763—140 - CF FS LTC 54 Reentry - Fed Funds	Anticipatory cash flows	NA	Interest Rate	CSI	01/28/2020	02/14/2041		18,000,000	1.73% / (OIS)						(1,681,099)				0	378,012		100% / 100%
Forward Start IRS—116927—140 - CF FS LTC 54 Reentry - Fed Funds	Anticipatory cash flows	NA	Interest Rate	BOA	01/31/2020	02/15/2057		38,000,000	1.34% / (OIS)						(1,364,006)				0	1,102,242		100% / 100%
Forward Start IRS—117108—140 - CF FS LTC 54 Reentry - Fed Funds	Anticipatory cash flows	NA	Interest Rate	NATWEST	02/06/2020	01/15/2040		34,000,000	1.78% / (OIS)						(3,169,165)				0	691,718		100% / 100%
Forward Start IRS—117419—140 - CF FS LTC 54 Reentry - Fed Funds	Anticipatory cash flows	NA	Interest Rate	DBAG	02/14/2020	11/15/2044		11,000,000	1.64% / (OIS)						(891,401)				0	254,398		100% / 100%
Forward Start IRS—116826—140 - CF FS LTC 54 Reentry - Fed Funds	Anticipatory cash flows	NA	Interest Rate	NATWEST	01/29/2020	06/14/2040		28,000,000	1.77% / (OIS)						(2,603,541)				0	576,723		100% / 100%
Forward Start IRS—117111—140 - CF FS LTC 54 Reentry - Fed Funds	Anticipatory cash flows	NA	Interest Rate	NATWEST	02/06/2020	04/15/2041		16,000,000	1.78% / (OIS)						(1,431,684)				0	337,572		100% / 100%
Forward Start IRS—128978—145A - CF FSS LTC New - Fed Funds	Anticipatory cash flows	NA	Interest Rate	NATWEST	05/26/2022	05/15/2040		11,500,000	2.79% / (OIS)						(315,930)				0	236,294		100% / 100%
Forward Start IRS—128976—145A - CF FSS LTC New - Fed Funds	Anticipatory cash flows	NA	Interest Rate	CSI	05/26/2022	11/15/2038		16,000,000	2.71% / (OIS)						(544,763)				0	313,831		100% / 100%

STATEMENT AS OF JUNE 30, 2023 OF GENWORTH LIFE INSURANCE COMPANY

SCHEDULE DB - PART A - SECTION 1

Showing all Options, Caps, Floors, Collars, Swaps and Forwards Open as of Current Statement Date

1	2	3	4	5	6	7	8	9	10	11	12	13	14	15	16	17	18	19	20	21	22	23
Description	Description of Item(s) Hedged, Used for Income Generation or Replicated	Schedule/ Exhibit Identifier	Type(s) of Risk(s) (a)	Exchange, Counterparty or Central Clearinghouse	Trade Date	Date of Maturity or Expiration	Number of Contracts	Notional Amount	Strike Price, Rate or Index Received (Paid)	Cumulative Prior Year(s) Initial Cost of Un-discounted Premium (Received) Paid	Current Year Initial Cost of Un-discounted Premium (Received) Paid	Current Year Income	Book/ Adjusted Carrying Value	Code	Fair Value	Unrealized Valuation Increase/ (Decrease)	Total Foreign Exchange Change in B./A.C.V.	Current Year's (Amortization)/ Accretion	Adjustment to Carrying Value of Hedged Item	Potential Exposure	Credit Quality of Reference Entity	Hedge Effectiveness at Inception and at Quarter-end (b)
Forward Start IRS--128923--145A - CF FSS LTC New - Fed Funds	Anticipatory cash flows	NA	Interest Rate	DBAG	05/18/2022	05/15/2038		15,500,000	2.82% / (01S)						(419,258)				0	299,003		100% / 100%
Forward Start IRS--128922--140A - CF FS LTC 54 Reentry - Fed Funds	Anticipatory cash flows	NA	Interest Rate	DBAG	05/18/2022	02/16/2037		10,000,000	2.82% / (01S)						(270,141)				0	184,688		100% / 100%
Forward Start IRS--128998--140A - CF FS LTC 54 Reentry - Fed Funds	Anticipatory cash flows	NA	Interest Rate	DBAG	05/31/2022	12/15/2036		34,000,000	2.75% / (01S)						(1,090,087)				0	623,954		100% / 100%
Forward Start IRS--128977--140A - CF FS LTC 54 Reentry - Fed Funds	Anticipatory cash flows	NA	Interest Rate	CSI	05/26/2022	05/15/2039		6,000,000	2.71% / (01S)						(201,059)				0	119,568		100% / 100%
Forward Start IRS--129102--140A - CF FS LTC 54 Reentry - Fed Funds	Anticipatory cash flows	NA	Interest Rate	NATWEST	06/08/2022	03/15/2040		21,000,000	2.95% / (01S)						(367,935)				0	429,353		100% / 100%
Forward Start IRS--129145--145A - CF FSS LTC New - Fed Funds	Anticipatory cash flows	NA	Interest Rate	DBAG	06/15/2022	10/15/2037		16,000,000	3.09% / (01S)						(129,887)				0	302,566		100% / 100%
Forward Start IRS--129169--140A - CF FS LTC 54 Reentry - Fed Funds	Anticipatory cash flows	NA	Interest Rate	BOA	06/21/2022	12/15/2039		35,000,000	3.04% / (01S)						(416,622)				0	710,233		100% / 100%
Forward Start IRS--129213--140A - CF FS LTC 54 Reentry - Fed Funds	Anticipatory cash flows	NA	Interest Rate	NATWEST	06/27/2022	04/15/2040		12,000,000	3.09% / (01S)						(98,801)				0	245,967		100% / 100%
Forward Start IRS--129072--140A - CF FS LTC 54 Reentry - Fed Funds	Anticipatory cash flows	NA	Interest Rate	NATWEST	06/01/2022	01/15/2037		10,000,000	2.8% / (01S)						(283,400)				0	184,093		100% / 100%
Forward Start IRS--129144--140A - CF FS LTC 54 Reentry - Fed Funds	Anticipatory cash flows	NA	Interest Rate	BOA	06/15/2022	05/15/2038		47,500,000	3.09% / (01S)						(414,471)				0	916,299		100% / 100%
Forward Start IRS--129094--140A - CF FS LTC 54 Reentry - Fed Funds	Anticipatory cash flows	NA	Interest Rate	CSI	06/06/2022	09/15/2039		27,000,000	2.9% / (01S)					0	(563,125)				0	543,732		100% / 100%
Forward Start IRS--129324--145A - CF FSS LTC New - Fed Funds	Anticipatory cash flows	NA	Interest Rate	BOA	07/07/2022	09/16/2036		20,000,000	2.83% / (01S)						(508,899)				0	363,657		100% / 100%
Forward Start IRS--129318--145A - CF FSS LTC New - Fed Funds	Anticipatory cash flows	NA	Interest Rate	DBAG	07/06/2022	05/15/2039		14,000,000	2.87% / (01S)						(320,209)				0	278,991		100% / 100%
Forward Start IRS--129341--140A - CF FS LTC 54 Reentry - Fed Funds	Anticipatory cash flows	NA	Interest Rate	BOA	07/13/2022	08/15/2038		60,000,000	2.95% / (01S)					0	(1,092,443)				0	1,167,188		100% / 100%
Forward Start IRS--129329--140A - CF FS LTC 54 Reentry - Fed Funds	Anticipatory cash flows	NA	Interest Rate	NATWEST	07/08/2022	04/15/2036		6,000,000	2.97% / (01S)						(102,908)				0	107,343		100% / 100%

EOG-20

STATEMENT AS OF JUNE 30, 2023 OF GENWORTH LIFE INSURANCE COMPANY

SCHEDULE DB - PART A - SECTION 1

Showing all Options, Caps, Floors, Collars, Swaps and Forwards Open as of Current Statement Date

1	2	3	4	5	6	7	8	9	10	11	12	13	14	15	16	17	18	19	20	21	22	23
Description	Description of Item(s) Hedged, Used for Income Generation or Replicated	Schedule/ Exhibit Identifier	Type(s) of Risk(s) (a)	Exchange, Counterparty or Central Clearinghouse	Trade Date	Date of Maturity or Expiration	Number of Contracts	Notional Amount	Strike Price, Rate or Index Received (Paid)	Cumulative Prior Year(s) Initial Cost of Un-discounted Premium (Received) Paid	Current Year Initial Cost of Un-discounted Premium (Received) Paid	Current Year Income	Book/ Adjusted Carrying Value	Code	Fair Value	Unrealized Valuation Increase/ (Decrease)	Total Foreign Exchange Change in B./A.C.V.	Current Year's (Amortization)/ Accretion	Adjustment to Carrying Value of Hedged Item	Potential Exposure	Credit Quality of Reference Entity	Hedge Effectiveness at Inception and at Quarter-end (b)
Forward Start IRS— 129354—140A - CF FS LTC 54 Reentry - Fed Funds	Anticipatory cash flows	NA	Interest Rate	DBAG	07/18/2022	06/15/2040		27,000,000	2.89% / (01S)						(571,737)				0	556,171		100% / 100%
Forward Start IRS— 129494—140A - CF FS LTC 54 Reentry - Fed Funds	Anticipatory cash flows	NA	Interest Rate	DBAG	08/11/2022	09/15/2039		30,000,000	2.77% / (01S)						(891,034)				0	604,147		100% / 100%
Forward Start IRS— 129574—140A - CF FS LTC 54 Reentry - Fed Funds	Anticipatory cash flows	NA	Interest Rate	DBAG	08/24/2022	12/15/2037		35,000,000	2.93% / (01S)				0		(691,459)				0	665,719		100% / 100%
Forward Start IRS— 129566—140A - CF FS LTC 54 Reentry - Fed Funds	Anticipatory cash flows	NA	Interest Rate	BOA	08/23/2022	05/15/2040		39,500,000	2.91% / (01S)						(787,998)				0	811,619		100% / 100%
Forward Start IRS— 129639—140A - CF FS LTC 54 Reentry - Fed Funds	Anticipatory cash flows	NA	Interest Rate	BOA	08/31/2022	07/15/2036		29,000,000	2.86% / (01S)						(703,668)				0	523,851		100% / 100%
Forward Start IRS— 129621—140A - CF FS LTC 54 Reentry - Fed Funds	Anticipatory cash flows	NA	Interest Rate	NATWEST	08/29/2022	01/15/2036		28,000,000	2.8% / (01S)						(833,152)				0	496,031		100% / 100%
Forward Start IRS— 129540—140A - CF FS LTC 54 Reentry - Fed Funds	Anticipatory cash flows	NA	Interest Rate	NATWEST	08/19/2022	07/15/2040		33,500,000	2.81% / (01S)						(878,671)				0	691,732		100% / 100%
Forward Start IRS— 129671—140A - CF FS LTC 54 Reentry - Fed Funds	Anticipatory cash flows	NA	Interest Rate	MIZUHO	09/08/2022	02/13/2036		27,000,000	3% / (01S)						(402,997)				0	479,827		100% / 100%
Forward Start IRS— 129755—140A - CF FS LTC 54 Reentry - Fed Funds	Anticipatory cash flows	NA	Interest Rate	BOA	09/22/2022	08/16/2037		18,000,000	3.17% / (01S)				0		(47,420)				0	338,425		100% / 100%
Forward Start IRS— 129821—140A - CF FS LTC 54 Reentry - Fed Funds	Anticipatory cash flows	NA	Interest Rate	MIZUHO	09/27/2022	11/14/2035		50,000,000	3.41% / (01S)						762,489				0	879,757		100% / 100%
Forward Start IRS— 129704—140A - CF FS LTC 54 Reentry - Fed Funds	Anticipatory cash flows	NA	Interest Rate	DBAG	09/13/2022	03/15/2039		35,500,000	3.13% / (01S)						(208,261)				0	703,711		100% / 100%
Forward Start IRS— 129718—140A - CF FS LTC 54 Reentry - Fed Funds	Anticipatory cash flows	NA	Interest Rate	MIZUHO	09/16/2022	08/16/2037		25,000,000	3.08% / (01S)						(217,280)				0	470,035		100% / 100%
Forward Start IRS— 129779—140A - CF FS LTC 54 Reentry - Fed Funds	Anticipatory cash flows	NA	Interest Rate	DBAG	09/23/2022	12/15/2035		13,000,000	3.17% / (01S)						(38,805)				0	229,520		100% / 100%
Forward Start IRS— 129754—140A - CF FS LTC 54 Reentry - Fed Funds	Anticipatory cash flows	NA	Interest Rate	NATWEST	09/22/2022	08/16/2037		30,000,000	3.18% / (01S)						(53,680)				0	564,042		100% / 100%

STATEMENT AS OF JUNE 30, 2023 OF GENWORTH LIFE INSURANCE COMPANY

SCHEDULE DB - PART A - SECTION 1

Showing all Options, Caps, Floors, Collars, Swaps and Forwards Open as of Current Statement Date

1	2	3	4	5	6	7	8	9	10	11	12	13	14	15	16	17	18	19	20	21	22	23
Description	Description of Item(s) Hedged, Used for Income Generation or Replicated	Schedule/ Exhibit Identifier	Type(s) of Risk(s) (a)	Exchange, Counterparty or Central Clearinghouse	Trade Date	Date of Maturity or Expiration	Number of Contracts	Notional Amount	Strike Price, Rate or Index Received (Paid)	Cumulative Prior Year(s) Initial Cost of Un-discounted Premium (Received) Paid	Current Year Initial Cost of Un-discounted Premium (Received) Paid	Current Year Income	Book/ Adjusted Carrying Value	Code	Fair Value	Unrealized Valuation Increase/ (Decrease)	Total Foreign Exchange Change in B./A.C.V.	Current Year's (Amortization)/ Accretion	Adjustment to Carrying Value of Hedged Item	Potential Exposure	Credit Quality of Reference Entity	Hedge Effectiveness at Inception and at Quarter-end (b)
Forward Start IRS--129876--145A - CF FSS LTC New - Fed Funds	Anticipatory cash flows	NA	Interest Rate	DBAG	10/06/2022	12/17/2035		20,000,000	2.83% / (01S)						188,781				0	353,185		100% / 100%
Forward Start IRS--129863--145A - CF FSS LTC New - Fed Funds	Anticipatory cash flows	NA	Interest Rate	MIZUHO	10/11/2022	06/18/2035		20,000,000	2.83% / (01S)						320,538				0	346,054		100% / 100%
Forward Start IRS--130022--140A - CF FS LTC 54 Reentry - Fed Funds	Anticipatory cash flows	NA	Interest Rate	NATWEST	10/19/2022	10/15/2041		55,000,000	3.46% / (01S)						779,138				0	1,176,629		100% / 100%
Forward Start IRS--130074--145A - CF FSS LTC New - Fed Funds	Anticipatory cash flows	NA	Interest Rate	MIZUHO	10/31/2022	10/15/2036		17,000,000	2.83% / (01S)						529,350				0	310,036		100% / 100%
Forward Start IRS--129871--145A - CF FSS LTC New - Fed Funds	Anticipatory cash flows	NA	Interest Rate	BOA	10/05/2022	09/17/2035		20,000,000	2.83% / (01S)						55,299				0	349,638		100% / 100%
Forward Start IRS--130066--140A - CF FS LTC 54 Reentry - Fed Funds	Anticipatory cash flows	NA	Interest Rate	BOA	10/28/2022	08/15/2041		53,000,000	3.54% / (01S)				0		1,027,844				0	1,128,655		100% / 100%
Forward Start IRS--130096--140A - CF FS LTC 54 Reentry - Fed Funds	Anticipatory cash flows	NA	Interest Rate	DBAG	11/04/2022	07/15/2040		22,000,000	3.63% / (01S)				0		568,159				0	454,272		100% / 100%
Forward Start IRS--130141--145A - CF FSS LTC New - Fed Funds	Anticipatory cash flows	NA	Interest Rate	NATWEST	11/07/2022	04/15/2039		14,000,000	2.83% / (01S)						440,289				0	278,269		100% / 100%
Forward Start IRS--130230--145A - CF FSS LTC New - Fed Funds	Anticipatory cash flows	NA	Interest Rate	MIZUHO	11/29/2022	04/15/2037		16,000,000	2.83% / (01S)						(56,536)				0	297,216		100% / 100%
Forward Start IRS--130231--145A - CF FSS LTC New - Fed Funds	Anticipatory cash flows	NA	Interest Rate	MIZUHO	11/29/2022	11/15/2037		16,000,000	2.83% / (01S)						(19,217)				0	303,463		100% / 100%
Forward Start IRS--130349--140A - CF FS LTC 54 Reentry - Fed Funds	Anticipatory cash flows	NA	Interest Rate	DBAG	12/16/2022	10/15/2039		18,000,000	3.1% / (01S)						(139,654)				0	363,405		100% / 100%
Forward Start IRS--130333--140A - CF FS LTC 54 Reentry - Fed Funds	Anticipatory cash flows	NA	Interest Rate	NATWEST	12/14/2022	02/15/2038		20,000,000	3.09% / (01S)						(170,956)				0	382,637		100% / 100%
Forward Start IRS--130252--140A - CF FS LTC 54 Reentry - Fed Funds	Anticipatory cash flows	NA	Interest Rate	NATWEST	12/05/2022	09/15/2037		8,000,000	3.07% / (01S)						(73,260)				0	150,848		100% / 100%
Forward Start IRS--130253--140A - CF FS LTC 54 Reentry - Fed Funds	Anticipatory cash flows	NA	Interest Rate	BOA	12/05/2022	02/15/2038		18,000,000	3.09% / (01S)						(151,368)				0	344,373		100% / 100%
Forward Start IRS--130286--140A - CF FS LTC 54 Reentry - Fed Funds	Anticipatory cash flows	NA	Interest Rate	BOA	12/09/2022	02/15/2038		10,000,000	3.03% / (01S)						(123,550)				0	191,318		100% / 100%

E06.22

STATEMENT AS OF JUNE 30, 2023 OF GENWORTH LIFE INSURANCE COMPANY

SCHEDULE DB - PART A - SECTION 1

Showing all Options, Caps, Floors, Collars, Swaps and Forwards Open as of Current Statement Date

1	2	3	4	5	6	7	8	9	10	11	12	13	14	15	16	17	18	19	20	21	22	23
Description	Description of Item(s) Hedged, Used for Income Generation or Replicated	Schedule/ Exhibit Identifier	Type(s) of Risk(s) (a)	Exchange, Counterparty or Central Clearinghouse	Trade Date	Date of Maturity or Expiration	Number of Contracts	Notional Amount	Strike Price, Rate or Index Received (Paid)	Cumulative Prior Year(s) Initial Cost of Un-discounted Premium (Received) Paid	Current Year Initial Cost of Un-discounted Premium (Received) Paid	Current Year Income	Book/ Adjusted Carrying Value	Code	Fair Value	Unrealized Valuation Increase/ (Decrease)	Total Foreign Exchange Change in B./A.C.V.	Current Year's (Amortization)/ Accretion	Adjustment to Carrying Value of Hedged Item	Potential Exposure	Credit Quality of Reference Entity	Hedge Effectiveness at Inception and at Quarter-end (b)
Forward Start IRS—130421—140A - CF FS LTC 54 Reentry - Fed Funds	Anticipatory cash flows	NA	Interest Rate	NATWEST	01/04/2023	09/14/2039		18,000,000	3.23% / (01S)						18,470				0	362,457		100% / 100%
Forward Start IRS—130482—140A - CF FS LTC 54 Reentry - Fed Funds	Anticipatory cash flows	NA	Interest Rate	CSI	01/20/2023	05/17/2042		20,000,000	3.06% / (01S)						(189,897)				0	434,663		100% / 100%
Forward Start IRS—130483—140A - CF FS LTC 54 Reentry - Fed Funds	Anticipatory cash flows	NA	Interest Rate	BOA	01/20/2023	05/17/2042		21,000,000	3.11% / (01S)						(136,729)				0	456,396		100% / 100%
Forward Start IRS—130456—140A - CF FS LTC 54 Reentry - Fed Funds	Anticipatory cash flows	NA	Interest Rate	DBAG	01/13/2023	06/15/2040		28,000,000	3.06% / (01S)						(289,118)				0	576,769		100% / 100%
Forward Start IRS—130504—140A - CF FS LTC 54 Reentry - Fed Funds	Anticipatory cash flows	NA	Interest Rate	DBAG	01/25/2023	12/15/2039		33,000,000	3.08% / (01S)			0	0		(298,514)				0	669,649		100% / 100%
Forward Start IRS—130468—140A - CF FS LTC 54 Reentry - Fed Funds	Anticipatory cash flows	NA	Interest Rate	MIZUHO	01/17/2023	02/15/2038		30,000,000	3.11% / (01S)			0	0		(205,556)				0	573,955		100% / 100%
Forward Start IRS—130422—145A - CF FSS LTC New - Fed Funds	Anticipatory cash flows	NA	Interest Rate	MIZUHO	01/04/2023	11/15/2036		17,000,000	3.1% / (01S)			0	0		(117,996)				0	311,024		100% / 100%
Forward Start IRS—130475—140A - CF FS LTC 54 Reentry - Fed Funds	Anticipatory cash flows	NA	Interest Rate	NATWEST	01/19/2023	05/16/2043		9,700,000	3.05% / (01S)			0	0		(88,604)				0	216,304		100% / 100%
Forward Start IRS—130440—140A - CF FS LTC 54 Reentry - Fed Funds	Anticipatory cash flows	NA	Interest Rate	BOA	01/10/2023	07/16/2039		18,000,000	3.1% / (01S)			0	0		(145,003)				0	360,616		100% / 100%
Forward Start IRS—130441—140A - CF FS LTC 54 Reentry - Fed Funds	Anticipatory cash flows	NA	Interest Rate	BOA	01/10/2023	05/14/2042		15,000,000	3.13% / (01S)			0	0		(78,014)				0	325,926		100% / 100%
Forward Start IRS—130677—145A - CF FSS LTC New - Fed Funds	Anticipatory cash flows	NA	Interest Rate	MIZUHO	02/15/2023	04/15/2038		15,500,000	3.18% / (01S)			0	0		(31,549)				0	298,176		100% / 100%
Forward Start IRS—130704—140A - CF FS LTC 54 Reentry - Fed Funds	Anticipatory cash flows	NA	Interest Rate	MIZUHO	02/21/2023	10/15/2036		12,000,000	3.28% / (01S)			0	0		72,644				0	218,849		100% / 100%
Forward Start IRS—130653—140A - CF FS LTC 54 Reentry - Fed Funds	Anticipatory cash flows	NA	Interest Rate	CSI	02/10/2023	02/18/2041		25,000,000	3.23% / (01S)			0	0		14,355				0	525,179		100% / 100%
Forward Start IRS—130591—140A - CF FS LTC 54 Reentry - Fed Funds	Anticipatory cash flows	NA	Interest Rate	NATWEST	02/02/2023	03/15/2039		21,000,000	3.05% / (01S)			0	0		(236,596)				0	416,280		100% / 100%

STATEMENT AS OF JUNE 30, 2023 OF GENWORTH LIFE INSURANCE COMPANY

SCHEDULE DB - PART A - SECTION 1

Showing all Options, Caps, Floors, Collars, Swaps and Forwards Open as of Current Statement Date

1	2	3	4	5	6	7	8	9	10	11	12	13	14	15	16	17	18	19	20	21	22	23
Description	Description of Item(s) Hedged, Used for Income Generation or Replicated	Schedule/ Exhibit Identifier	Type(s) of Risk(s) (a)	Exchange, Counterparty or Central Clearinghouse	Trade Date	Date of Maturity or Expiration	Number of Contracts	Notional Amount	Strike Price, Rate or Index Received (Paid)	Cumulative Prior Year(s) Initial Cost of Un-discounted Premium (Received) Paid	Current Year Initial Cost of Un-discounted Premium (Received) Paid	Current Year Income	Book/ Adjusted Carrying Value	Code	Fair Value	Unrealized Valuation Increase/ (Decrease)	Total Foreign Exchange Change in B./A.C.V.	Current Year's (Amortization)/ Accretion	Adjustment to Carrying Value of Hedged Item	Potential Exposure	Credit Quality of Reference Entity	Hedge Effectiveness at Inception and at Quarter-end (b)
Forward Start IRS—130748—140A - CF FS LTC 54 Reentry - Fed Funds	Anticipatory cash flows	NA	Interest Rate	MIZUHO	02/24/2023	02/16/2037		23,000,000	3.28% / (01S)		0		0		156,581				0	424,782		100% / 100%
Forward Start IRS—130621—140A - CF FS LTC 54 Reentry - Fed Funds	Anticipatory cash flows	NA	Interest Rate	NATWEST	02/07/2023	04/15/2039		21,500,000	3.15% / (01S)		0		0		(92,731)				0	427,341		100% / 100%
Forward Start IRS—130632—140A - CF FS LTC 54 Reentry - Fed Funds	Anticipatory cash flows	NA	Interest Rate	BOA	02/09/2023	02/18/2041		25,000,000	3.19% / (01S)		0		0		(55,768)				0	525,179		100% / 100%
Forward Start IRS—130747—140A - CF FS LTC 54 Reentry - Fed Funds	Anticipatory cash flows	NA	Interest Rate	NATWEST	02/24/2023	02/16/2037		30,000,000	3.28% / (01S)		0		0		179,514				0	554,063		100% / 100%
Forward Start IRS—130596—140A - CF FS LTC 54 Reentry - Fed Funds	Anticipatory cash flows	NA	Interest Rate	DBAG	02/03/2023	02/15/2038		30,000,000	3.07% / (01S)		0		0		(293,814)				0	573,955		100% / 100%
Forward Start IRS—130678—140A - CF FS LTC 54 Reentry - Fed Funds	Anticipatory cash flows	NA	Interest Rate	NATWEST	02/15/2023	07/15/2040		9,000,000	3.24% / (01S)		0		0		10,211				0	185,839		100% / 100%
Forward Start IRS—130698—140A - CF FS LTC 54 Reentry - Fed Funds	Anticipatory cash flows	NA	Interest Rate	CSI	02/17/2023	09/15/2036		16,000,000	3.28% / (01S)		0		0		101,537				0	290,896		100% / 100%
Forward Start IRS—130770—145A - CF FSS LTC New - Fed Funds	Anticipatory cash flows	NA	Interest Rate	CSI	03/02/2023	12/16/2036		20,000,000	3.39% / (01S)		0		0		293,908				0	367,069		100% / 100%
Forward Start IRS—130933—140A - CF FS LTC 54 Reentry - Fed Funds	Anticipatory cash flows	NA	Interest Rate	MIZUHO	03/23/2023	11/15/2037		20,000,000	3.15% / (01S)		0		0		(85,472)				0	379,329		100% / 100%
Forward Start IRS—130952—140A - CF FS LTC 54 Reentry - Fed Funds	Anticipatory cash flows	NA	Interest Rate	BOA	03/27/2023	11/14/2041		56,000,000	3.13% / (01S)		0		0		(299,130)				0	1,200,708		100% / 100%
Forward Start IRS—130767—140A - CF FS LTC 54 Reentry - Fed Funds	Anticipatory cash flows	NA	Interest Rate	DBAG	03/01/2023	04/15/2036		33,000,000	3.31% / (01S)		0		0		271,331				0	590,385		100% / 100%
Forward Start IRS—130838—140A - CF FS LTC 54 Reentry - Fed Funds	Anticipatory cash flows	NA	Interest Rate	DBAG	03/09/2023	03/16/2036		31,000,000	3.23% / (01S)		0		0		69,864				0	552,821		100% / 100%
Forward Start IRS—130904—140A - CF FS LTC 54 Reentry - Fed Funds	Anticipatory cash flows	NA	Interest Rate	NATWEST	03/21/2023	10/15/2039		19,000,000	3.13% / (01S)		0		0		(106,827)				0	383,594		100% / 100%
Forward Start IRS—130872—140A - CF FS LTC 54 Reentry - Fed Funds	Anticipatory cash flows	NA	Interest Rate	MIZUHO	03/14/2023	07/15/2039		30,000,000	3.18% / (01S)		0		0		(83,504)				0	600,975		100% / 100%

E06.24

STATEMENT AS OF JUNE 30, 2023 OF GENWORTH LIFE INSURANCE COMPANY

SCHEDULE DB - PART A - SECTION 1

Showing all Options, Caps, Floors, Collars, Swaps and Forwards Open as of Current Statement Date

1	2	3	4	5	6	7	8	9	10	11	12	13	14	15	16	17	18	19	20	21	22	23
Description	Description of Item(s) Hedged, Used for Income Generation or Replicated	Schedule/ Exhibit Identifier	Type(s) of Risk(s) (a)	Exchange, Counterparty or Central Clearinghouse	Trade Date	Date of Maturity or Expiration	Number of Contracts	Notional Amount	Strike Price, Rate or Index Received (Paid)	Cumulative Prior Year(s) Initial Cost of Un-discounted Premium (Received) Paid	Current Year Initial Cost of Un-discounted Premium (Received) Paid	Current Year Income	Book/ Adjusted Carrying Value	Code	Fair Value	Unrealized Valuation Increase/ (Decrease)	Total Foreign Exchange Change in B./A.C.V.	Current Year's (Amortization)/ Accretion	Adjustment to Carrying Value of Hedged Item	Potential Exposure	Credit Quality of Reference Entity	Hedge Effectiveness at Inception and at Quarter-end (b)
Forward Start IRS—130899—140A - CF FS LTC 54 Reentry - Fed Funds	Anticipatory cash flows	NA	Interest Rate	DBAG	03/21/2023	07/14/2038		22,000,000	3.13% / (OIS)		0		0		(129,997)				0	426,728		100% / 100%
Forward Start IRS—131157—140A - CF FS LTC 54 Reentry - Fed Funds	Anticipatory cash flows	NA	Interest Rate	MIZUHO	04/19/2023	10/15/2039		23,000,000	3% / (OIS)		0		0		7,858				0	464,351		100% / 100%
Forward Start IRS—131136—140A - CF FS LTC 54 Reentry - Fed Funds	Anticipatory cash flows	NA	Interest Rate	MIZUHO	04/17/2023	11/15/2037		27,000,000	3.13% / (OIS)		0		0		(151,210)				0	512,094		100% / 100%
Forward Start IRS—131097—140A - CF FS LTC 54 Reentry - Fed Funds	Anticipatory cash flows	NA	Interest Rate	NATWEST	04/12/2023	10/15/2040		22,000,000	3% / (OIS)		0		0		(191,989)				0	457,617		100% / 100%
Forward Start IRS—131335—140A - CF FS LTC 54 Reentry - Fed Funds	Anticipatory cash flows	NA	Interest Rate	NATWEST	05/16/2023	07/14/2038		25,000,000	3.27% / (OIS)		0		0		94,513				0	484,918		100% / 100%
Forward Start IRS—131280—140A - CF FS LTC 54 Reentry - Fed Funds	Anticipatory cash flows	NA	Interest Rate	BOA	05/05/2023	08/15/2039		29,000,000	3.25% / (OIS)		0		0		61,909				0	582,478		100% / 100%
Forward Start IRS—131401—140A - CF FS LTC 54 Reentry - Fed Funds	Anticipatory cash flows	NA	Interest Rate	MIZUHO	05/22/2023	03/16/2036		30,000,000	3% / (OIS)		0		0		143,055				0	534,988		100% / 100%
Forward Start IRS—131251—140A - CF FS LTC 54 Reentry - Fed Funds	Anticipatory cash flows	NA	Interest Rate	DBAG	05/01/2023	07/14/2038		30,000,000	3% / (OIS)		0		0		70,427				0	581,902		100% / 100%
Forward Start IRS—131785—140A - CF FS LTC 54 Reentry - Fed Funds	Anticipatory cash flows	NA	Interest Rate	MIZUHO	06/29/2023	07/15/2040		23,000,000	3% / (OIS)		0		0		48,050				0	474,921		100% / 100%
Forward Start IRS—131556—140A - CF FS LTC 54 Reentry - Fed Funds	Anticipatory cash flows	NA	Interest Rate	MIZUHO	06/14/2023	05/15/2036		34,000,000	3% / (OIS)		0		0		82,949				0	610,225		100% / 100%
Forward Start IRS—131784—140A - CF FS LTC 54 Reentry - Fed Funds	Anticipatory cash flows	NA	Interest Rate	NATWEST	06/29/2023	07/14/2038		15,000,000	3% / (OIS)		0		0		12,696				0	290,951		100% / 100%
099999999. Subtotal - Swaps - Hedging Effective Excluding Variable Annuity Guarantees Under SSAP No.108 - Interest Rate										0	0	0	0	XXX	(380,117,516)	0	0	0	0	173,556,070	XXX	XXX
Cross Currency—102695—70P - CF Non USD Private	Anticipatory cash flows	Sched D	Currency	BOA	06/27/2018	09/27/2033		19,741,500	4.3% USD / (2.87% GBP)			153,025	688,500		3,702,386	0	(939,000)		0	316,050		100% / 100%
Cross Currency—103093—70P - CF Non USD Private	Anticipatory cash flows	Sched D	Currency	BOA	07/12/2018	10/12/2028		5,835,000	4.24% USD / (1.82% GBP)			73,287	378,250		701,915	0	(107,250)		0	67,105		100% / 100%
Cross Currency—107183—70C - CF Cross Currency - Non USD Bonds	Anticipatory cash flows	Sched D	Currency	BOA	01/09/2019	11/30/2030		4,608,800	4.57% USD / (2.63% EUR)			48,397	243,400		486,531	0	(85,800)		0	62,791		100% / 100%

E06.25

STATEMENT AS OF JUNE 30, 2023 OF GENWORTH LIFE INSURANCE COMPANY

SCHEDULE DB - PART A - SECTION 1

Showing all Options, Caps, Floors, Collars, Swaps and Forwards Open as of Current Statement Date

1	2	3	4	5	6	7	8	9	10	11	12	13	14	15	16	17	18	19	20	21	22	23
Description	Description of Item(s) Hedged, Used for Income Generation or Replicated	Schedule/ Exhibit Identifier	Type(s) of Risk(s) (a)	Exchange, Counterparty or Central Clearinghouse	Trade Date	Date of Maturity or Expiration	Number of Contracts	Notional Amount	Strike Price, Rate or Index Received (Paid)	Cumulative Prior Year(s) Initial Cost of Un-discounted Premium (Received) Paid	Current Year Initial Cost of Un-discounted Premium (Received) Paid	Current Year Income	Book/ Adjusted Carrying Value	Code	Fair Value	Unrealized Valuation Increase/ (Decrease)	Total Foreign Exchange Change in B./A.C.V.	Current Year's (Amortization)/ Accretion	Adjustment to Carrying Value of Hedged Item	Potential Exposure	Credit Quality of Reference Entity	Hedge Effectiveness at Inception and at Quarter-end (b)
Cross Currency--107184--70C - CF Cross Currency - Non USD Bonds	Anticipatory cash flows	Sched D	Currency	BOA	01/09/2019	11/30/2030		3,456,600	4.57% USD / (2.63% EUR)			36,298	182,550		364,898	0	(64,350)		0	47,093		100% / 100%
Cross Currency--107505--70C - CF Cross Currency - Non USD Bonds	Anticipatory cash flows	Sched D	Currency	BOA	01/23/2019	04/15/2028		11,379,900	7.78% USD / (5.00% EUR)			167,376	466,400		1,234,594	0	(214,500)		0	124,625		100% / 100%
Cross Currency--107722--70C - CF Cross Currency - Non USD Bonds	Anticipatory cash flows	Sched D	Currency	BOA	02/01/2019	05/15/2029		6,873,000	7.36% USD / (4.63% EUR)			101,096	324,900		876,767	0	(128,700)		0	83,327		100% / 100%
Cross Currency--107887--70C - CF Cross Currency - Non USD Bonds	Anticipatory cash flows	Sched D	Currency	BOA	02/11/2019	06/15/2031		9,019,840	5.63% USD / (3.13% EUR)			114,727	289,040		1,137,014	0	(171,600)		0	127,276		100% / 100%
Cross Currency--109638--70C - CF Cross Currency - Non USD Bonds	Anticipatory cash flows	Sched D	Currency	BOA	04/25/2019	11/15/2029		2,224,400	6.5% USD / (3.88% EUR)			29,809	41,700		218,381	0	(42,900)		0	28,101		100% / 100%
Cross Currency--109639--70C - CF Cross Currency - Non USD Bonds	Anticipatory cash flows	Sched D	Currency	BOA	04/25/2019	11/15/2029		1,112,200	6.5% USD / (3.88% EUR)			14,905	20,850		109,190	0	(21,450)		0	14,050		100% / 100%
Cross Currency--110430--70P - CF Non USD Private	Anticipatory cash flows	Sched D	Currency	CSI	05/30/2019	09/26/2031		13,360,800	4.15% USD / (1.95% EUR)			149,455	264,600		1,292,240	0	(257,400)		0	191,840		100% / 100%
Cross Currency--123734--70P - CF Non USD Private	Anticipatory cash flows	Sched D	Currency	NATWEST	10/23/2020	03/10/2033		16,980,600	3.56% USD / (2.92% GBP)			59,189	468,000		1,927,666	0	(813,800)		0	264,448		100% / 100%
Cross Currency--129532--70P - CF Non USD Private	Anticipatory cash flows	Sched D	Currency	DBAG	08/18/2022	09/28/2032		6,080,400	5.11% USD / (3.7% EUR)			33,094	(467,700)		(375,679)	0	(128,700)		0	92,488		100% / 100%
1019999999. Subtotal - Swaps - Hedging Effective Excluding Variable Annuity Guarantees Under SSAP No.108 - Foreign Exchange										0	0	980,659	2,900,490	XXX	11,675,903	0	(2,975,450)	0	0	1,419,193	XXX	XXX
1049999999. Subtotal - Swaps - Hedging Effective Excluding Variable Annuity Guarantees Under SSAP No.108										0	0	980,659	2,900,490	XXX	(368,441,612)	0	(2,975,450)	0	0	174,975,263	XXX	XXX
1109999999. Subtotal - Swaps - Hedging Effective Variable Annuity Guarantees Under SSAP No.108										0	0	0	0	XXX	0	0	0	0	0	0	XXX	XXX
1169999999. Subtotal - Swaps - Hedging Other										0	0	0	0	XXX	0	0	0	0	0	0	XXX	XXX
1229999999. Subtotal - Swaps - Replication										0	0	0	0	XXX	0	0	0	0	0	0	XXX	XXX
1289999999. Subtotal - Swaps - Income Generation										0	0	0	0	XXX	0	0	0	0	0	0	XXX	XXX
1349999999. Subtotal - Swaps - Other										0	0	0	0	XXX	0	0	0	0	0	0	XXX	XXX
1359999999. Total Swaps - Interest Rate										0	0	0	0	XXX	(380,117,516)	0	0	0	0	173,556,070	XXX	XXX
1369999999. Total Swaps - Credit Default										0	0	0	0	XXX	0	0	0	0	0	0	XXX	XXX
1379999999. Total Swaps - Foreign Exchange										0	0	980,659	2,900,490	XXX	11,675,903	0	(2,975,450)	0	0	1,419,193	XXX	XXX
1389999999. Total Swaps - Total Return										0	0	0	0	XXX	0	0	0	0	0	0	XXX	XXX
1399999999. Total Swaps - Other										0	0	0	0	XXX	0	0	0	0	0	0	XXX	XXX
1409999999. Total Swaps										0	0	980,659	2,900,490	XXX	(368,441,612)	0	(2,975,450)	0	0	174,975,263	XXX	XXX
Forward Bond--131048--146 - FIB	Bond Purchase	NA	Interest Rate	BOA	04/04/2023	02/15/2043		25,000,000	3.87/(NA)		0	0	0		(10,814)	0	0	0	0	554,017		100% / 100%
Forward Bond--131068--146 - FIB	Bond Purchase	NA	Interest Rate	DBAG	04/10/2023	02/15/2043		25,000,000	3.83/(NA)		0	0	0		(231,831)	0	0	0	0	554,017		100% / 100%
Forward Bond--131111--146 - FIB	Bond Purchase	NA	Interest Rate	JPM	04/14/2023	11/15/2044		25,000,000	4.09/(NA)		0	0	0		(913,983)	0	0	0	0	578,178		100% / 100%
Forward Bond--131302--146 - FIB	Bond Purchase	NA	Interest Rate	DBAG	05/08/2023	05/15/2042		25,000,000	4.16/(NA)		0	0	0		(214,625)	0	0	0	0	543,249		100% / 100%

E06.26

STATEMENT AS OF JUNE 30, 2023 OF GENWORTH LIFE INSURANCE COMPANY

SCHEDULE DB - PART A - SECTION 1

Showing all Options, Caps, Floors, Collars, Swaps and Forwards Open as of Current Statement Date

1	2	3	4	5	6	7	8	9	10	11	12	13	14	15	16	17	18	19	20	21	22	23
Description	Description of Item(s) Hedged, Used for Income Generation or Replicated	Schedule/ Exhibit Identifier	Type(s) of Risk(s) (a)	Exchange, Counterparty or Central Clearinghouse	Trade Date	Date of Maturity or Expiration	Number of Contracts	Notional Amount	Strike Price, Rate or Index Received (Paid)	Cumulative Prior Year(s) Initial Cost of Un-discounted Premium (Received) Paid	Current Year Initial Cost of Un-discounted Premium (Received) Paid	Current Year Income	Book/ Adjusted Carrying Value	Code	Fair Value	Unrealized Valuation Increase/ (Decrease)	Total Foreign Exchange Change in B./A.C.V.	Current Year's (Amortization)/ Accretion	Adjustment to Carrying Value of Hedged Item	Potential Exposure	Credit Quality of Reference Entity	Hedge Effectiveness at Inception and at Quarter-end (b)
Forward Bond--131315-- 146 - FIB	Bond Purchase	NA	Interest Rate.....	DBAG	05/10/2023	05/15/2042	25,000,000	4.17/(NA)	0	0	(134,790)	0	543,249	100% / 100% ..
Forward Bond--131392-- 146 - FIB	Bond Purchase	NA	Interest Rate.....	BOA	05/18/2023	08/15/2042	25,000,000	4.27/(NA)	0	0	132,220	0	546,862	100% / 100% ..
Forward Bond--131250-- 146 - FIB	Bond Purchase	NA	Interest Rate.....	JPM	05/01/2023	08/15/2042	25,000,000	4.07/(NA)	0	0	(390,156)	0	546,862	100% / 100% ..
Forward Bond--131330-- 146 - FIB	Bond Purchase	NA	Interest Rate.....	JPM	05/15/2023	08/15/2042	25,000,000	4.23/(NA)	0	0	227,598	0	546,862	100% / 100% ..
Forward Bond--131505-- 146 - FIB	Bond Purchase	NA	Interest Rate.....	BOA	06/08/2023	05/15/2044	25,000,000	4.30/(NA)	0	0	(109,685)	0	571,325	100% / 100% ..
Forward Bond--131482-- 146 - FIB	Bond Purchase	NA	Interest Rate.....	JPM	06/02/2023	08/15/2044	25,000,000	4.20/(NA)	0	0	(292,640)	0	574,762	100% / 100% ..
Forward Bond--131697-- 146 - FIB	Bond Purchase	NA	Interest Rate.....	JPM	06/22/2023	08/15/2044	25,000,000	4.16/(NA)	0	0	(460,788)	0	574,762	100% / 100% ..
1419999999. Subtotal - Forwards - Hedging Effective Excluding Variable Annuity Guarantees Under SSAP No.108										0	0	0	0	XXX	(2,399,494)	0	0	0	0	6,134,146	XXX	XXX
1479999999. Subtotal - Forwards										0	0	0	0	XXX	(2,399,494)	0	0	0	0	6,134,146	XXX	XXX
1509999999. Subtotal - SSAP No. 108 Adjustments										0	0	0	0	XXX	0	0	0	0	0	0	XXX	XXX
1689999999. Subtotal - Hedging Effective Excluding Variable Annuity Guarantees Under SSAP No.108										0	0	980,659	2,900,490	XXX	(370,841,106)	0	(2,975,450)	0	0	181,109,409	XXX	XXX
1699999999. Subtotal - Hedging Effective Variable Annuity Guarantees Under SSAP No.108										0	0	0	0	XXX	0	0	0	0	0	0	XXX	XXX
1709999999. Subtotal - Hedging Other										0	0	0	0	XXX	0	0	0	0	0	0	XXX	XXX
1719999999. Subtotal - Replication										0	0	0	0	XXX	0	0	0	0	0	0	XXX	XXX
1729999999. Subtotal - Income Generation										0	0	0	0	XXX	0	0	0	0	0	0	XXX	XXX
1739999999. Subtotal - Other										0	0	0	0	XXX	0	0	0	0	0	0	XXX	XXX
1749999999. Subtotal - Adjustments for SSAP No. 108 Derivatives										0	0	0	0	XXX	0	0	0	0	0	0	XXX	XXX
1759999999 - Totals										0	0	980,659	2,900,490	XXX	(370,841,106)	0	(2,975,450)	0	0	181,109,409	XXX	XXX

(a)

Code	Description of Hedged Risk(s)

(b)

Code	Financial or Economic Impact of the Hedge at the End of the Reporting Period

E06.27

Schedule DB - Part B - Section 1 - Futures Contracts Open

N O N E

Schedule DB - Part B - Section 1B - Brokers with whom cash deposits have been made

N O N E

STATEMENT AS OF JUNE 30, 2023 OF GENWORTH LIFE INSURANCE COMPANY

SCHEDULE DB - PART D - SECTION 1

Counterparty Exposure for Derivative Instruments Open as of Current Statement Date

1	2	3	Counterparty Offset		Book/Adjusted Carrying Value			Fair Value			12	13
			4	5	6	7	8	9	10	11		
Description of Exchange, Counterparty or Central Clearinghouse	Master Agreement (Y or N)	Credit Support Annex (Y or N)	Fair Value of Acceptable Collateral	Present Value of Financing Premium	Contracts With Book/Adjusted Carrying Value >0	Contracts With Book/Adjusted Carrying Value <0	Exposure Net of Collateral	Contracts With Fair Value >0	Contracts With Fair Value <0	Exposure Net of Collateral	Potential Exposure	Off-Balance Sheet Exposure
019999999 - Aggregate Sum of Exchange Traded Derivatives	XXX	XXX	XXX				0			0		0
BANK OF AMERICA N.A.	Y.....	Y.....			2,635,590	0	2,635,590	10,108,947	(104,935,270)	0	60,852,037	60,852,037
MIZUHO BANK LTD	Y.....	Y.....					0	2,123,514	(1,371,317)	752,197	8,490,058	8,490,058
JP MORGAN CHASE BANK	Y.....	Y.....					0	227,598	(2,057,566)	0	2,821,425	2,821,425
DEUTSCHE BANK A.G.	Y.....	Y.....				(467,700)	0	1,168,562	(150,482,966)	0	58,278,411	57,810,711
CREDIT SUISSE INTERNATIONAL	Y.....	Y.....			264,600	0	264,600	1,702,040	(41,132,680)	0	21,012,453	21,277,053
029999999. Total NAIC 1 Designation			0	0	2,900,190	(467,700)	2,900,190	15,330,660	(299,979,800)	752,197	151,454,384	151,251,284
NATWEST MARKETS PLC	Y.....	Y.....			468,000		468,000	3,462,497	(52,423,100)	0	19,771,947	19,771,947
GOLDMAN SACHS INTERNATIONAL	Y.....	Y.....					0	0	(37,231,364)	0	9,883,078	9,883,078
039999999. Total NAIC 2 Designation			0	0	468,000	0	468,000	3,462,497	(89,654,464)	0	29,655,025	29,655,025
089999999. Aggregate Sum of Central Clearinghouses (Excluding Exchange Traded)							0			0		
.....												
.....												
.....												
.....												
.....												
.....												
.....												
.....												
.....												
099999999 - Gross Totals			0	0	3,368,190	(467,700)	3,368,190	18,793,158	(389,634,264)	752,197	181,109,409	180,906,309
1. Offset per SSAP No. 64												
2. Net after right of offset per SSAP No. 64					3,368,190	(467,700)						

E08

STATEMENT AS OF JUNE 30, 2023 OF GENWORTH LIFE INSURANCE COMPANY

SCHEDULE DB - PART D - SECTION 2

Collateral for Derivative Instruments Open as of Current Statement Date

Collateral Pledged by Reporting Entity

1	2	3	4	5	6	7	8	9
Exchange, Counterparty or Central Clearinghouse	Type of Asset Pledged	CUSIP Identification	Description	Fair Value	Par Value	Book/Adjusted Carrying Value	Maturity Date	Type of Margin (I, V or IV)
CREDIT SUISSE INTERNATIONAL	Treasury	912810-RA-8	T11 0 5/8 02/15/43	46,230,270	42,662,000	50,516,454	02/15/2043	V
CREDIT SUISSE INTERNATIONAL	Corporate	75513E-BY-6	RTX 7.2 08/15/27	11,079,218	9,967,000	9,949,989	08/15/2027	I
CREDIT SUISSE INTERNATIONAL	Corporate	101137-AE-7	BSX 6 1/4 11/15/35	26,812,650	23,996,000	23,933,351	11/15/2035	I
CREDIT SUISSE INTERNATIONAL	Corporate	655844-BV-9	NSC 4.05 08/15/52	28,233,098	33,291,000	33,320,978	08/15/2052	I
GOLDMAN SACHS INTERNATIONAL	Treasury	912810-RF-7	T11 1 3/8 02/15/44	55,838,050	45,377,200	60,166,647	02/15/2044	V
GOLDMAN SACHS INTERNATIONAL	Corporate	539830-BN-8	LMT 4.09 09/15/52	1,398,693	1,562,000	1,644,779	09/15/2052	V
NATWEST MARKETS PLC	Treasury	912810-RL-4	T11 0 3/4 02/15/45	89,075,676	83,535,000	97,142,042	02/15/2045	V
DEUTSCHE BANK	Treasury	912810-QS-0	T 3 3/4 08/15/41	35,046,722	35,827,700	36,160,378	08/15/2041	I
DEUTSCHE BANK	Treasury	912810-RL-4	T11 0 3/4 02/15/45	165,077,109	154,809,000	180,025,885	02/15/2045	V
DEUTSCHE BANK	Treasury	912810-RL-4	T11 0 3/4 02/15/45	90,554,139	84,921,500	98,754,389	02/15/2045	I
DEUTSCHE BANK	Treasury	912810-QK-7	T 3 7/8 08/15/40	3,848,469	3,829,000	4,020,401	08/15/2040	V
DEUTSCHE BANK	Treasury	912810-QK-7	T 3 7/8 08/15/40	52,828,252	52,561,000	55,188,380	08/15/2040	I
DEUTSCHE BANK	Treasury	912810-QL-5	T 4 1/4 11/15/40	18,957,727	18,169,300	19,516,377	11/15/2040	I
DEUTSCHE BANK	Treasury	912810-QE-1	T 4 5/8 02/15/40	7,019,783	6,348,400	6,381,119	02/15/2040	I
DEUTSCHE BANK	Treasury	912810-FE-3	T 5 1/2 08/15/28	1,915,002	1,774,000	1,902,049	08/15/2028	I
DEUTSCHE BANK	Treasury	912810-QC-5	T 4 1/2 08/15/39	2,272,628	2,083,400	2,157,367	08/15/2039	I
BANK OF AMERICA	Treasury	912810-QS-0	T 3 3/4 08/15/41	37,863,063	38,706,800	39,066,212	08/15/2041	I
BANK OF AMERICA	Treasury	912810-RL-4	T11 0 3/4 02/15/45	77,882,862	73,038,400	84,935,647	02/15/2045	I
BANK OF AMERICA	Treasury	912810-QK-7	T 3 7/8 08/15/40	2,834,439	2,820,100	2,961,069	08/15/2040	V
BANK OF AMERICA	Treasury	912810-QE-1	T 4 5/8 02/15/40	36,496,922	33,006,300	33,176,412	02/15/2040	I
BANK OF AMERICA	Treasury	912810-FE-3	T 5 1/2 08/15/28	4,486,653	4,156,300	4,456,305	08/15/2028	V
BANK OF AMERICA	Treasury	912810-RF-7	T11 1 3/8 02/15/44	102,428,167	83,239,000	110,368,457	02/15/2044	V
MIZUHO BANK LTD	Corporate	89566E-AD-0	TRISTA 6 06/15/40	643,976	677,000	714,016	06/15/2040	V
MIZUHO BANK LTD	Corporate	539830-BN-8	LMT 4.09 09/15/52	26,682,619	29,798,000	31,377,155	09/15/2052	V
JP MORGAN CHASE BANK	Corporate	745332-CB-0	PSD 5.795 03/15/40	1,222,652	1,160,000	1,160,000	03/15/2040	V
JP MORGAN CHASE BANK	Corporate	532457-BC-1	LLY 5.95 11/15/37	5,696,219	5,196,000	5,406,807	11/15/2037	V
0199999999 - Total				932,425,057	872,511,400	994,403,387	XXX	XXX

Collateral Pledged to Reporting Entity

1	2	3	4	5	6	7	8	9
Exchange, Counterparty or Central Clearinghouse	Type of Asset Pledged	CUSIP Identification	Description	Fair Value	Par Value	Book/Adjusted Carrying Value	Maturity Date	Type of Margin (I, V or IV)
NONE								
0299999999 - Total						XXX	XXX	XXX

Schedule DB - Part E - Derivatives Hedging Variable Annuity Guarantees

N O N E

Schedule DL - Part 1 - Reinvested Collateral Assets Owned

N O N E

Schedule DL - Part 2 - Reinvested Collateral Assets Owned

N O N E

STATEMENT AS OF JUNE 30, 2023 OF GENWORTH LIFE INSURANCE COMPANY

SCHEDULE E - PART 1 - CASH

Month End Depository Balances

1 Depository	2 Code	3 Rate of Interest	4 Amount of Interest Received During Current Quarter	5 Amount of Interest Accrued at Current Statement Date	Book Balance at End of Each Month During Current Quarter			9 *
					6 First Month	7 Second Month	8 Third Month	
Bank of America, N.A. New York, New York					(83,122,529)	(80,344,702)	(75,568,583)	.XXX.
Deutsche Bank Trust Company Americas New York, New York					644,185	1,747,286	350,404	.XXX.
Federal Home Loan Bank Pittsburgh Pittsburgh, PA					1,848,349	1,856,337	701,259	.XXX.
Fifth Third Bank Cincinnati, OH					7,829,098	8,384,544	8,013,315	.XXX.
JP Morgan Chase Bank New York, New York					(34,162,055)	(37,681,503)	(19,226,352)	.XXX.
The Bank of New York Mellon .. New York, New York					10,817,599	537,310	29,822,892	.XXX.
U.S. Bank, N.A. Milwaukee, WI					113,376	103,907	149,983	.XXX.
Wells Fargo Bank, N.A. San Francisco, CA					2,368,101	2,279,205	2,598,570	.XXX.
0199998. Deposits in ... depositories that do not exceed the allowable limit in any one depository (See instructions) - Open Depositories	XXX	XXX						XXX
0199999. Totals - Open Depositories	XXX	XXX	0	0	(93,663,877)	(103,117,616)	(53,158,512)	XXX
0299998. Deposits in ... depositories that do not exceed the allowable limit in any one depository (See instructions) - Suspended Depositories	XXX	XXX						XXX
0299999. Totals - Suspended Depositories	XXX	XXX	0	0	0	0	0	XXX
0399999. Total Cash on Deposit	XXX	XXX	0	0	(93,663,877)	(103,117,616)	(53,158,512)	XXX
0499999. Cash in Company's Office	XXX	XXX	XXX	XXX				XXX
.....								
.....								
.....								
.....								
0599999. Total - Cash	XXX	XXX	0	0	(93,663,877)	(103,117,616)	(53,158,512)	XXX

STATEMENT AS OF JUNE 30, 2023 OF GENWORTH LIFE INSURANCE COMPANY

SCHEDULE E - PART 2 - CASH EQUIVALENTS

Show Investments Owned End of Current Quarter

1	2	3	4	5	6	7	8	9
CUSIP	Description	Code	Date Acquired	Rate of Interest	Maturity Date	Book/Adjusted Carrying Value	Amount of Interest Due and Accrued	Amount Received During Year
0109999999	Total - U.S. Government Bonds					0	0	0
0309999999	Total - All Other Government Bonds					0	0	0
0509999999	Total - U.S. States, Territories and Possessions Bonds					0	0	0
0709999999	Total - U.S. Political Subdivisions Bonds					0	0	0
0909999999	Total - U.S. Special Revenues Bonds					0	0	0
1109999999	Total - Industrial and Miscellaneous (Unaffiliated) Bonds					0	0	0
1309999999	Total - Hybrid Securities					0	0	0
1509999999	Total - Parent, Subsidiaries and Affiliates Bonds					0	0	0
1909999999	Subtotal - Unaffiliated Bank Loans					0	0	0
2419999999	Total - Issuer Obligations					0	0	0
2429999999	Total - Residential Mortgage-Backed Securities					0	0	0
2439999999	Total - Commercial Mortgage-Backed Securities					0	0	0
2449999999	Total - Other Loan-Backed and Structured Securities					0	0	0
2459999999	Total - SVO Identified Funds					0	0	0
2469999999	Total - Affiliated Bank Loans					0	0	0
2479999999	Total - Unaffiliated Bank Loans					0	0	0
2509999999	Total Bonds					0	0	0
09248U-71-8	BLACKROCK LIQUIDITY:TEMPFUND I		06/30/2023	0.000		6,412,682	0	0
261908-10-7	DREYFUS TREAS&AGEN CASH MGMT I		06/26/2023	0.000		116,601,205	0	1,055,006
316175-50-4	FIDELITY INSTIT TREASURY I GLAIC 140135		04/20/2023	0.000		95,650,000	0	0
38141W-32-3	GOLDMAN SACHS FS TREAS OBLIG I		06/30/2023	0.000		84,442,303	0	366
44330V-46-4	HSBC US TREASURY MONEY MARKET HSBC US TREAS FUND 6063		07/17/2019	0.000		1,000,000	0	21,789
60934N-50-0	FEDERATEDGOVT OBLIG FUND INST		06/29/2023	0.000		19,900,000	0	0
61747C-58-2	MORGAN STANLEY TRY INSTL #8304		06/28/2023	0.000		63,200,000	0	0
825252-40-6	AIM STIT TREASURYCASH MGMT		04/27/2023	0.000		104,250,000	0	446,835
857492-55-7	STATE STREET INSTITUTIONAL TRE		06/08/2023	0.000		98,700,000	0	410,648
316175-50-4	FIDELITY FIMM FUNDS - GOVT PORT INSTL CL		06/30/2023	0.000		15,282,895	0	320,440
60934N-50-0	FEDERATED TRSY OBLIG INST 68		06/30/2023	0.000		457,000	0	515,510
8209999999	Subtotal - Exempt Money Market Mutual Funds - as Identified by the SVO					605,896,085	0	2,770,594
25160K-30-6	DEUTSCHE ASSET MANAGEMENT: CASH MANAGEMENT INSTITUTIONAL		06/29/2023	0.000		187,069	0	0
8309999999	Subtotal - All Other Money Market Mutual Funds					187,069	0	0
8609999999	Total Cash Equivalents					606,083,154	0	2,770,594

E 14