



LIFE, ACCIDENT AND HEALTH COMPANIES/FRATERNAL BENEFIT SOCIETIES - ASSOCIATION EDITION

# QUARTERLY STATEMENT

AS OF MARCH 31, 2023

OF THE CONDITION AND AFFAIRS OF THE

## GENWORTH LIFE INSURANCE COMPANY

NAIC Group Code 4011 4011 NAIC Company Code 70025 Employer's ID Number 91-6027719  
(Current) (Prior)

Organized under the Laws of Delaware, State of Domicile or Port of Entry DE

Country of Domicile United States of America

Licensed as business type: Life, Accident and Health [ X ] Fraternal Benefit Societies [ ]

Incorporated/Organized 09/28/1956 Commenced Business 10/01/1956

Statutory Home Office 251 Little Falls Drive, Wilmington, DE, US 19808  
(Street and Number) (City or Town, State, Country and Zip Code)

Main Administrative Office 6604 West Broad Street  
(Street and Number)  
Richmond, VA, US 23230 804-662-2400  
(City or Town, State, Country and Zip Code) (Area Code) (Telephone Number)

Mail Address 6604 West Broad Street, Richmond, VA, US 23230  
(Street and Number or P.O. Box) (City or Town, State, Country and Zip Code)

Primary Location of Books and Records 6604 West Broad Street  
(Street and Number)  
Richmond, VA, US 23230 804-662-2400  
(City or Town, State, Country and Zip Code) (Area Code) (Telephone Number)

Internet Website Address www.genworth.com

Statutory Statement Contact Kathryn Howard, 804-662-2722  
(Name) (Area Code) (Telephone Number)  
ComplianceARCoegenworth@genworth.com, 804-922-5547  
(E-mail Address) (FAX Number)

### OFFICERS

President & CEO Brian Keith Haendiges Treasurer Lisa Jones Baldyga  
Secretary Vidal Joaquin Torres Jr Vice President & Controller Keith Allen Willingham

### OTHER

Vidal Joaquin Torres Jr, SVP & General Counsel Thomas Joseph McInerney, Sr. Vice President Angela Rene Simmons, SVP & Chief Financial Officer  
Michael Powers, SVP & Chief Information Officer Kelly Alison Saltzgaber #, SVP & Chief Investment Officer Jerome Thomas Upton #, Sr. Vice President

### DIRECTORS OR TRUSTEES

James Joseph Buddle Scott Gordon Goodman Brian Keith Haendiges  
Eleanor Lynne Kitzman Thomas Joseph McInerney Jose Daniel Saenz  
Angela Rene Simmons Kelly Alison Saltzgaber # Jerome Thomas Upton #

State of Virginia SS:  
County of Powhatan

The officers of this reporting entity being duly sworn, each depose and say that they are the described officers of said reporting entity, and that on the reporting period stated above, all of the herein described assets were the absolute property of the said reporting entity, free and clear from any liens or claims thereon, except as herein stated, and that this statement, together with related exhibits, schedules and explanations therein contained, annexed or referred to, is a full and true statement of all the assets and liabilities and of the condition and affairs of the said reporting entity as of the reporting period stated above, and of its income and deductions therefrom for the period ended, and have been completed in accordance with the NAIC Annual Statement Instructions and Accounting Practices and Procedures manual except to the extent that: (1) state law may differ; or, (2) that state rules or regulations require differences in reporting not related to accounting practices and procedures, according to the best of their information, knowledge and belief, respectively. Furthermore, the scope of this attestation by the described officers also includes the related corresponding electronic filing with the NAIC, when required, that is an exact copy (except for formatting differences due to electronic filing) of the enclosed statement. The electronic filing may be requested by various regulators in lieu of or in addition to the enclosed statement.

Brian Haendiges Vidal J. Torres Jr. Keith Willingham  
Signed on 2023/05/05 07:47:46 -8:00 Signed on 2023/05/05 07:47:46 -8:00 Signed on 2023/05/05 07:47:46 -8:00

Brian Keith Haendiges  
President & CEO

Vidal Joaquin Torres Jr.  
Sr. Vice President & Secretary

Keith Allen Willingham  
Vice President & Controller

Subscribed and sworn to before me on this 5 day of May 2023  
Kathryn R. Howard  
Kathryn Howard Signed on 2023/05/05 07:47:46 -8:00

- a. Is this an original filing? ..... Yes [ X ] No [ ]  
b. If no,  
1. State the amendment number.....  
2. Date filed .....  
3. Number of pages attached.....

April 30, 2025

**Kathryn Ruth Howard**  
Registration # 7564584  
Electronic Notary Public  
Commonwealth of Virginia  
My commission expires the 30 day of Apr 2025  
Notary Stamp 2023/05/05 07:47:46 PST 631263F08F11

Notarial act performed by audio-visual communication

STATEMENT AS OF MARCH 31, 2023 OF GENWORTH LIFE INSURANCE COMPANY

**ASSETS**

	Current Statement Date			4 December 31 Prior Year Net Admitted Assets
	1 Assets	2 Nonadmitted Assets	3 Net Admitted Assets (Cols. 1 - 2)	
1. Bonds .....	29,334,187,583		29,334,187,583	29,481,684,838
2. Stocks:				
2.1 Preferred stocks .....	37,459,300		37,459,300	39,913,100
2.2 Common stocks .....	1,211,616,803	18,564	1,211,598,239	1,122,325,652
3. Mortgage loans on real estate:				
3.1 First liens .....	4,640,987,341		4,640,987,341	4,730,966,709
3.2 Other than first liens.....			0	
4. Real estate:				
4.1 Properties occupied by the company (less \$ encumbrances) .....			0	
4.2 Properties held for the production of income (less \$ ..... encumbrances) .....			0	
4.3 Properties held for sale (less \$ encumbrances) .....			0	
5. Cash (\$ .....(80,476,817) ), cash equivalents (\$ .....416,754,296 ) and short-term investments (\$ .....5,000,000 ) .....	341,277,479		341,277,479	346,489,591
6. Contract loans (including \$ ..... premium notes) .....	1,659,444,966	1,432,298	1,658,012,668	1,664,287,085
7. Derivatives .....	4,694,390		4,694,390	7,289,940
8. Other invested assets .....	2,811,457,619		2,811,457,619	2,688,198,251
9. Receivables for securities .....	19,251,999	2,135,410	17,116,589	18,916,698
10. Securities lending reinvested collateral assets .....			0	0
11. Aggregate write-ins for invested assets .....	0	0	0	0
12. Subtotals, cash and invested assets (Lines 1 to 11) .....	40,060,377,480	3,586,272	40,056,791,208	40,100,071,864
13. Title plants less \$ ..... charged off (for Title insurers only) .....			0	
14. Investment income due and accrued .....	476,727,722		476,727,722	425,707,027
15. Premiums and considerations:				
15.1 Uncollected premiums and agents' balances in the course of collection .....	87,220,265	973,872	86,246,393	92,381,682
15.2 Deferred premiums, agents' balances and installments booked but deferred and not yet due (including \$ ..... earned but unbilled premiums) .....	81,559,429	55,106	81,504,323	83,190,420
15.3 Accrued retrospective premiums (\$ ..... ) and contracts subject to redetermination (\$ ..... ) .....			0	
16. Reinsurance:				
16.1 Amounts recoverable from reinsurers .....	54,000,766	2,625,910	51,374,856	34,842,991
16.2 Funds held by or deposited with reinsured companies .....	19,881,243		19,881,243	19,881,243
16.3 Other amounts receivable under reinsurance contracts .....	20,193,742		20,193,742	17,813,194
17. Amounts receivable relating to uninsured plans .....			0	
18.1 Current federal and foreign income tax recoverable and interest thereon ....			0	
18.2 Net deferred tax asset .....	604,347,106	423,396,795	180,950,311	200,970,520
19. Guaranty funds receivable or on deposit .....	24,535,329		24,535,329	24,525,273
20. Electronic data processing equipment and software .....	4,423,466	4,423,466	0	0
21. Furniture and equipment, including health care delivery assets (\$ ..... ) .....			0	
22. Net adjustment in assets and liabilities due to foreign exchange rates .....			0	
23. Receivables from parent, subsidiaries and affiliates .....	138,328		138,328	0
24. Health care (\$ ..... ) and other amounts receivable .....			0	
25. Aggregate write-ins for other than invested assets .....	73,209,936	50,165,677	23,044,259	17,406,722
26. Total assets excluding Separate Accounts, Segregated Accounts and Protected Cell Accounts (Lines 12 to 25) .....	41,506,614,812	485,227,098	41,021,387,714	41,016,790,936
27. From Separate Accounts, Segregated Accounts and Protected Cell Accounts .....	8,642,331		8,642,331	8,352,211
28. Total (Lines 26 and 27)	41,515,257,143	485,227,098	41,030,030,045	41,025,143,147
<b>DETAILS OF WRITE-INS</b>				
1101. ....			0	0
1102. ....			0	0
1103. ....				
1198. Summary of remaining write-ins for Line 11 from overflow page .....	0	0	0	0
1199. Totals (Lines 1101 through 1103 plus 1198)(Line 11 above)	0	0	0	0
2501. Prepaid expenses .....	46,949,122	46,949,122	0	0
2502. Commissions receivable .....	2,491,146	2,491,146	0	0
2503. Premium tax receivable .....	6,875,267		6,875,267	5,946,700
2598. Summary of remaining write-ins for Line 25 from overflow page .....	16,894,401	725,409	16,168,992	11,460,022
2599. Totals (Lines 2501 through 2503 plus 2598)(Line 25 above)	73,209,936	50,165,677	23,044,259	17,406,722

STATEMENT AS OF MARCH 31, 2023 OF GENWORTH LIFE INSURANCE COMPANY  
**LIABILITIES, SURPLUS AND OTHER FUNDS**

	1 Current Statement Date	2 December 31 Prior Year
1. Aggregate reserve for life contracts \$ ..... 6,177,484,065 less \$ ..... included in Line 6.3 (including \$ ..... Modco Reserve) .....	6,177,484,065	6,321,465,616
2. Aggregate reserve for accident and health contracts (including \$ ..... Modco Reserve) .....	28,788,796,487	28,767,766,923
3. Liability for deposit-type contracts (including \$ ..... Modco Reserve).....	229,810,833	237,924,974
4. Contract claims:		
4.1 Life .....	10,146,335	13,169,016
4.2 Accident and health .....	256,012,259	289,049,098
5. Policyholders' dividends/refunds to members \$ ..... and coupons \$ ..... due and unpaid .....		0
6. Provision for policyholders' dividends, refunds to members and coupons payable in following calendar year - estimated amounts:		
6.1 Policyholders' dividends and refunds to members apportioned for payment (including \$ ..... Modco) .....		
6.2 Policyholders' dividends and refunds to members not yet apportioned (including \$ ..... Modco) .....		
6.3 Coupons and similar benefits (including \$ ..... Modco) .....		
7. Amount provisionally held for deferred dividend policies not included in Line 6 .....		
8. Premiums and annuity considerations for life and accident and health contracts received in advance less \$ ..... discount; including \$ ..... 86,129,539 accident and health premiums .....	87,633,530	74,803,884
9. Contract liabilities not included elsewhere:		
9.1 Surrender values on canceled contracts .....		
9.2 Provision for experience rating refunds, including the liability of \$ ..... accident and health experience rating refunds of which \$ ..... is for medical loss ratio rebate per the Public Health Service Act .....		
9.3 Other amounts payable on reinsurance, including \$ ..... 2,217,842 assumed and \$ ..... 106,355,211 ceded .....	108,573,053	67,125,961
9.4 Interest Maintenance Reserve .....	914,173,179	940,877,258
10. Commissions to agents due or accrued-life and annuity contracts \$ ..... 120,267 , accident and health \$ ..... 2,810,896 and deposit-type contract funds \$ .....	2,931,163	4,921,609
11. Commissions and expense allowances payable on reinsurance assumed .....	375,303	571,852
12. General expenses due or accrued .....	255,564,397	251,999,602
13. Transfers to Separate Accounts due or accrued (net) (including \$ ..... accrued for expense allowances recognized in reserves, net of reinsured allowances) .....	(1,959,326)	(1,868,926)
14. Taxes, licenses and fees due or accrued, excluding federal income taxes .....	30,497,248	29,908,797
15.1 Current federal and foreign income taxes, including \$ ..... 1,868,067 on realized capital gains (losses) .....	21,539,191	2,606,626
15.2 Net deferred tax liability .....		
16. Unearned investment income .....	316,592	249,336
17. Amounts withheld or retained by reporting entity as agent or trustee .....	66,017,184	61,008,346
18. Amounts held for agents' account, including \$ ..... agents' credit balances .....		
19. Remittances and items not allocated .....	12,349,043	10,023,685
20. Net adjustment in assets and liabilities due to foreign exchange rates .....		
21. Liability for benefits for employees and agents if not included above .....		
22. Borrowed money \$ ..... and interest thereon \$ .....		
23. Dividends to stockholders declared and unpaid .....		
24. Miscellaneous liabilities:		
24.01 Asset valuation reserve .....	885,554,160	855,085,934
24.02 Reinsurance in unauthorized and certified (\$ ..... ) companies .....		0
24.03 Funds held under reinsurance treaties with unauthorized and certified (\$ ..... ) reinsurers .....		
24.04 Payable to parent, subsidiaries and affiliates .....	8,317,157	16,274,771
24.05 Drafts outstanding .....		
24.06 Liability for amounts held under uninsured plans .....		
24.07 Funds held under coinsurance .....		
24.08 Derivatives .....	432,900	339,000
24.09 Payable for securities .....	198,403	157,226
24.10 Payable for securities lending .....		
24.11 Capital notes \$ ..... and interest thereon \$ .....		
25. Aggregate write-ins for liabilities .....	66,219	124,010
26. Total liabilities excluding Separate Accounts business (Lines 1 to 25) .....	37,854,829,375	37,943,584,598
27. From Separate Accounts Statement .....	8,642,331	8,352,211
28. Total liabilities (Lines 26 and 27) .....	37,863,471,706	37,951,936,809
29. Common capital stock .....	4,561,258	4,561,258
30. Preferred capital stock .....	300,000	300,000
31. Aggregate write-ins for other than special surplus funds .....	0	0
32. Surplus notes .....		
33. Gross paid in and contributed surplus .....	3,978,715,795	3,978,715,795
34. Aggregate write-ins for special surplus funds .....	0	0
35. Unassigned funds (surplus) .....	(755,735,913)	(849,087,914)
36. Less treasury stock, at cost:		
36.1 ..... shares common (value included in Line 29 \$ ..... ) .....	61,282,801	61,282,801
36.2 ..... shares preferred (value included in Line 30 \$ ..... ) .....		
37. Surplus (Total Lines 31+32+33+34+35-36) (including \$ ..... in Separate Accounts Statement) .....	3,161,697,081	3,068,345,080
38. Totals of Lines 29, 30 and 37 .....	3,166,558,339	3,073,206,338
39. Totals of Lines 28 and 38 (Page 2, Line 28, Col. 3) .....	41,030,030,045	41,025,143,147
<b>DETAILS OF WRITE-INS</b>		
2501. Derivatives interest payable .....	66,219	124,010
2502. ....		
2503. ....		
2598. Summary of remaining write-ins for Line 25 from overflow page .....	0	0
2599. Totals (Lines 2501 through 2503 plus 2598)(Line 25 above) .....	66,219	124,010
3101. ....		
3102. ....		
3103. ....		
3198. Summary of remaining write-ins for Line 31 from overflow page .....	0	0
3199. Totals (Lines 3101 through 3103 plus 3198)(Line 31 above) .....	0	0
3401. ....		
3402. ....		
3403. ....		
3498. Summary of remaining write-ins for Line 34 from overflow page .....	0	0
3499. Totals (Lines 3401 through 3403 plus 3498)(Line 34 above) .....	0	0

STATEMENT AS OF MARCH 31, 2023 OF GENWORTH LIFE INSURANCE COMPANY

**SUMMARY OF OPERATIONS**

	1 Current Year To Date	2 Prior Year To Date	3 Prior Year Ended December 31
1. Premiums and annuity considerations for life and accident and health contracts	565,233,008	565,661,153	2,318,008,877
2. Considerations for supplementary contracts with life contingencies	2,571,759	3,042,797	18,151,426
3. Net investment income	451,477,615	438,488,006	1,829,697,226
4. Amortization of Interest Maintenance Reserve (IMR)	18,700,959	21,572,535	83,290,189
5. Separate Accounts net gain from operations excluding unrealized gains or losses			0
6. Commissions and expense allowances on reinsurance ceded	28,712,324	28,883,054	117,545,095
7. Reserve adjustments on reinsurance ceded			0
8. Miscellaneous Income:			
8.1 Income from fees associated with investment management, administration and contract guarantees from Separate Accounts	13,368	16,065	58,096
8.2 Charges and fees for deposit-type contracts	285	155	625
8.3 Aggregate write-ins for miscellaneous income	115,472	190,692	959,705
9. Totals (Lines 1 to 8.3)	1,066,824,790	1,057,854,457	4,367,711,239
10. Death benefits	12,873,635	24,958,889	65,247,383
11. Matured endowments (excluding guaranteed annual pure endowments)			0
12. Annuity benefits	76,759,825	93,552,443	344,208,402
13. Disability benefits and benefits under accident and health contracts	617,982,681	557,892,854	2,329,313,908
14. Coupons, guaranteed annual pure endowments and similar benefits			0
15. Surrender benefits and withdrawals for life contracts	129,839,294	89,427,734	398,650,251
16. Group conversions		0	0
17. Interest and adjustments on contract or deposit-type contract funds	2,532,681	2,289,182	7,463,636
18. Payments on supplementary contracts with life contingencies	6,651,211	7,030,621	27,464,251
19. Increase in aggregate reserves for life and accident and health contracts	(115,547,820)	(123,225,461)	(212,942,442)
20. Totals (Lines 10 to 19)	731,091,507	651,926,262	2,959,405,389
21. Commissions on premiums, annuity considerations, and deposit-type contract funds (direct business only)	38,575,300	39,311,936	163,761,101
22. Commissions and expense allowances on reinsurance assumed	7,696,789	8,455,727	392,714,267
23. General insurance expenses and fraternal expenses	145,279,048	119,206,742	442,457,153
24. Insurance taxes, licenses and fees, excluding federal income taxes	14,903,566	15,059,645	58,138,897
25. Increase in loading on deferred and uncollected premiums	1,777,308	1,727,312	2,666,680
26. Net transfers to or (from) Separate Accounts net of reinsurance	(193,335)	(87,025)	(569,256)
27. Aggregate write-ins for deductions	0	0	(2,466,015)
28. Totals (Lines 20 to 27)	939,130,183	835,600,599	4,016,108,216
29. Net gain from operations before dividends to policyholders and federal income taxes (Line 9 minus Line 28)	127,694,607	222,253,858	351,603,023
30. Dividends to policyholders and refunds to members			
31. Net gain from operations after dividends to policyholders, refunds to members and before federal income taxes (Line 29 minus Line 30)	127,694,607	222,253,858	351,603,023
32. Federal and foreign income taxes incurred (excluding tax on capital gains)	6,438,626	39,143,226	(5,558,279)
33. Net gain from operations after dividends to policyholders, refunds to members and federal income taxes and before realized capital gains or (losses) (Line 31 minus Line 32)	121,255,981	183,110,632	357,161,302
34. Net realized capital gains (losses) (excluding gains (losses) transferred to the IMR) less capital gains tax of \$ 3,913,515 (excluding taxes of \$ (2,127,412) transferred to the IMR)	(8,010,881)	(2,186,582)	(75,909,934)
35. Net income (Line 33 plus Line 34)	113,245,100	180,924,050	281,251,368
<b>CAPITAL AND SURPLUS ACCOUNT</b>			
36. Capital and surplus, December 31, prior year	3,073,206,338	2,937,134,087	2,937,134,087
37. Net income (Line 35)	113,245,100	180,924,050	281,251,368
38. Change in net unrealized capital gains (losses) less capital gains tax of \$ 7,604,103	36,557,980	(49,985,928)	2,339,069
39. Change in net unrealized foreign exchange capital gain (loss)	2,167,231	(3,109,375)	(8,353,603)
40. Change in net deferred income tax	(9,844,807)	(2,072,582)	10,085,320
41. Change in nonadmitted assets	(16,310,388)	(8,753,878)	(5,546,707)
42. Change in liability for reinsurance in unauthorized and certified companies		0	0
43. Change in reserve on account of change in valuation basis, (increase) or decrease		0	0
44. Change in asset valuation reserve	(30,468,226)	(17,691,829)	(135,292,785)
45. Change in treasury stock			
46. Surplus (contributed to) withdrawn from Separate Accounts during period			
47. Other changes in surplus in Separate Accounts Statement			
48. Change in surplus notes			
49. Cumulative effect of changes in accounting principles			
50. Capital changes:			
50.1 Paid in			
50.2 Transferred from surplus (Stock Dividend)			
50.3 Transferred to surplus			
51. Surplus adjustment:			
51.1 Paid in	0		
51.2 Transferred to capital (Stock Dividend)			
51.3 Transferred from capital			
51.4 Change in surplus as a result of reinsurance	(1,994,889)	(2,197,349)	(8,410,411)
52. Dividends to stockholders			
53. Aggregate write-ins for gains and losses in surplus	0	0	0
54. Net change in capital and surplus for the year (Lines 37 through 53)	93,352,001	97,113,109	136,072,251
55. Capital and surplus, as of statement date (Lines 36 + 54)	3,166,558,339	3,034,247,196	3,073,206,338
<b>DETAILS OF WRITE-INS</b>			
08.301. Miscellaneous income	115,472	190,692	959,705
08.302.		0	
08.303.			
08.398. Summary of remaining write-ins for Line 8.3 from overflow page	0	0	0
08.399. Totals (Lines 08.301 through 08.303 plus 08.398) (Line 8.3 above)	115,472	190,692	959,705
2701. IMR transfer			(2,466,015)
2702.			
2703.			
2798. Summary of remaining write-ins for Line 27 from overflow page	0	0	0
2799. Totals (Lines 2701 through 2703 plus 2798)(Line 27 above)	0	0	(2,466,015)
5301. Prior period correction – Cross-entity term conversions, net of deferred tax of \$8,590,505	(32,316,661)	0	
5302. Prior period correction – Incorrect coding of a correction to term conversions, net of deferred tax of \$848,559	3,192,198	0	
5303. Prior period correction – Investment in GLAIC, net of deferred tax of \$7,741,946	29,124,463	0	
5398. Summary of remaining write-ins for Line 53 from overflow page	0	0	0
5399. Totals (Lines 5301 through 5303 plus 5398)(Line 53 above)	0	0	0

## STATEMENT AS OF MARCH 31, 2023 OF GENWORTH LIFE INSURANCE COMPANY

**CASH FLOW**

	1 Current Year To Date	2 Prior Year To Date	3 Prior Year Ended December 31
<b>Cash from Operations</b>			
1. Premiums collected net of reinsurance .....	565,323,603	577,149,530	2,329,756,109
2. Net investment income .....	382,491,638	382,467,713	1,757,529,956
3. Miscellaneous income .....	26,846,560	26,892,617	110,153,110
4. Total (Lines 1 to 3) .....	974,661,801	986,509,860	4,197,439,175
5. Benefit and loss related payments .....	873,085,304	775,583,957	3,062,046,726
6. Net transfers to Separate Accounts, Segregated Accounts and Protected Cell Accounts .....	(102,935)	(2,200)	(28,800)
7. Commissions, expenses paid and aggregate write-ins for deductions .....	200,280,821	174,202,580	649,401,081
8. Dividends paid to policyholders .....	0	0	0
9. Federal and foreign income taxes paid (recovered) net of \$ ..... tax on capital gains (losses) .....	(10,707,836)	24,724,299	83,628,219
10. Total (Lines 5 through 9) .....	1,062,555,354	974,508,636	3,795,047,226
11. Net cash from operations (Line 4 minus Line 10) .....	(87,893,553)	12,001,224	402,391,949
<b>Cash from Investments</b>			
12. Proceeds from investments sold, matured or repaid:			
12.1 Bonds .....	648,489,735	778,532,734	3,009,630,471
12.2 Stocks .....	(108)	543,571	13,553,537
12.3 Mortgage loans .....	127,392,406	61,590,260	467,659,597
12.4 Real estate .....	0	0	0
12.5 Other invested assets .....	21,389,392	33,975,296	132,708,595
12.6 Net gains or (losses) on cash, cash equivalents and short-term investments .....	0	0	0
12.7 Miscellaneous proceeds .....	2,371,546	30,559,849	0
12.8 Total investment proceeds (Lines 12.1 to 12.7) .....	799,642,971	905,201,710	3,623,552,200
13. Cost of investments acquired (long-term only):			
13.1 Bonds .....	487,494,444	472,965,854	2,075,240,779
13.2 Stocks .....	35,288,927	38,381,947	166,298,493
13.3 Mortgage loans .....	37,413,038	122,747,119	701,056,102
13.4 Real estate .....	0	0	0
13.5 Other invested assets .....	128,313,511	105,927,501	488,017,204
13.6 Miscellaneous applications .....	0	16,142,928	13,310,835
13.7 Total investments acquired (Lines 13.1 to 13.6) .....	688,509,920	756,165,349	3,443,923,413
14. Net increase (or decrease) in contract loans and premium notes .....	(6,447,296)	(9,561,221)	112,460,767
15. Net cash from investments (Line 12.8 minus Line 13.7 and Line 14) .....	117,580,347	158,597,582	67,168,020
<b>Cash from Financing and Miscellaneous Sources</b>			
16. Cash provided (applied):			
16.1 Surplus notes, capital notes .....	0	0	0
16.2 Capital and paid in surplus, less treasury stock .....	0	0	0
16.3 Borrowed funds .....	0	0	0
16.4 Net deposits on deposit-type contracts and other insurance liabilities .....	(18,458,590)	(22,546,372)	(140,152,271)
16.5 Dividends to stockholders .....	0	0	0
16.6 Other cash provided (applied) .....	(16,440,316)	(154,478,883)	(170,174,043)
17. Net cash from financing and miscellaneous sources (Line 16.1 through Line 16.4 minus Line 16.5 plus Line 16.6) .....	(34,898,906)	(177,025,255)	(310,326,314)
<b>RECONCILIATION OF CASH, CASH EQUIVALENTS AND SHORT-TERM INVESTMENTS</b>			
18. Net change in cash, cash equivalents and short-term investments (Line 11, plus Lines 15 and 17) .....	(5,212,112)	(6,426,449)	159,233,655
19. Cash, cash equivalents and short-term investments:			
19.1 Beginning of year .....	346,489,591	187,255,936	187,255,936
19.2 End of period (Line 18 plus Line 19.1) .....	341,277,479	180,829,487	346,489,591

Note: Supplemental disclosures of cash flow information for non-cash transactions:

20.0001. Securities exchange bond proceeds (Line 12.1) .....	(45,849,252)	(18,991,063)	(295,064,617)
20.0002. Securities exchange bonds acquired (Line 13.1) .....	(45,849,252)	(18,991,063)	(295,064,617)
20.0003. Bank loan conversions (Line 12.1) .....	(12,616)	0	(3,264,277)
20.0004. Bank loan conversions (Line 13.1) .....	(12,616)	0	(3,264,277)
20.0005. Interest capitalization (Line 2) .....	(3,914,082)	(4,294,867)	(16,918,234)
20.0006. Interest capitalization (Line 13.1) .....	(3,914,082)	(4,294,867)	(16,918,234)
20.0007. Return of capital (Line 12.5) .....	(4,363)	(95,711)	(433,171)
20.0008. Return of capital (Line 13.2) .....	(11,269)	(569,159)	(1,816,797)
20.0009. Return of capital (Line 2) .....	(6,906)	(473,448)	(1,383,626)
20.0010. Reinsurance treaty non-cash transaction Fidelity recapture (Line 2) .....	0	0	(5,160,527)

STATEMENT AS OF MARCH 31, 2023 OF GENWORTH LIFE INSURANCE COMPANY

Note: Supplemental disclosures of cash flow information for non-cash transactions:

20.0011. Reinsurance treaty non-cash transaction Fidelity recapture (Line 7) .....	0	0	(372,320,428)
20.0012. Reinsurance treaty non-cash transaction Fidelity recapture (Line 12.1) .....	0	0	(334,621,353)
20.0013. Reinsurance treaty non-cash transaction Fidelity recapture (Line 12.5) .....	0	0	(32,538,548)

**EXHIBIT 1**

**DIRECT PREMIUMS AND DEPOSIT-TYPE CONTRACTS**

	1 Current Year To Date	2 Prior Year To Date	3 Prior Year Ended December 31
1. Industrial life .....			0
2. Ordinary life insurance .....	56,037,900	60,358,966	231,515,989
3. Ordinary individual annuities .....	82,970	597,031	1,473,975
4. Credit life (group and individual) .....			0
5. Group life insurance .....	1,630,857	1,630,857	7,689,493
6. Group annuities .....	170,700	658,650	1,163,227
7. A & H - group .....	77,142,626	73,749,728	298,896,099
8. A & H - credit (group and individual) .....			0
9. A & H - other .....	524,332,882	520,924,868	2,184,512,675
10. Aggregate of all other lines of business .....	0	0	0
11. Subtotal (Lines 1 through 10) .....	659,397,935	657,920,100	2,725,251,458
12. Fraternal (Fraternal Benefit Societies Only) .....			0
13. Subtotal (Lines 11 through 12) .....	659,397,935	657,920,100	2,725,251,458
14. Deposit-type contracts .....	0	0	0
15. Total (Lines 13 and 14)	659,397,935	657,920,100	2,725,251,458
DETAILS OF WRITE-INS			
1001. ....			
1002. ....			
1003. ....			
1098. Summary of remaining write-ins for Line 10 from overflow page .....	0	0	0
1099. Totals (Lines 1001 through 1003 plus 1098)(Line 10 above)	0	0	0

## NOTES TO THE FINANCIAL STATEMENTS

Note#	Description	Page
1	Summary of Significant Accounting Policies and Going Concern .....	7. 1
2	Accounting Changes and Corrections of Errors .....	7. 1
3	Business Combinations and Goodwill .....	7. 1
4	Discontinued Operations .....	7. 1
5	Investments .....	7. 2
6	Joint Ventures, Partnerships and Limited Liability Companies .....	7. 2
7	Investment Income .....	7. 2
8	Derivative Instruments .....	7. 3
9	Income Taxes .....	7. 3
10	Information Concerning Parent, Subsidiaries, Affiliates and Other Related Parties .....	7. 3
11	Debt .....	7. 3
12	Retirement Plans, Deferred Compensation, Postemployment Benefits and Compensated Absences and Other Postretirement Benefit Plans .....	7. 5
13	Capital and Surplus, Dividend Restrictions and Quasi-Reorganizations .....	7. 5
14	Liabilities, Contingencies and Assessments .....	7. 5
15	Leases .....	7. 5
16	Information About Financial Instruments With Off-Balance Sheet Risk And Financial Instruments With Concentrations of Credit Risk .....	7. 5
17	Sale, Transfer and Servicing of Financial Assets and Extinguishments of Liabilities .....	7. 5
18	Gain or Loss to the Reporting Entity from Uninsured Plans and the Uninsured Portion of Partially Insured Plans .....	7. 5
19	Direct Premium Written/Produced by Managing General Agents/Third Party Administrators .....	7. 5
20	Fair Value Measurements .....	7. 6
21	Other Items .....	7. 8
22	Events Subsequent .....	7. 8
23	Reinsurance .....	7. 8
24	Retrospectively Rated Contracts & Contracts Subject to Redetermination .....	7. 8
25	Change in Incurred Losses and Loss Adjustment Expenses .....	7. 8
26	Intercompany Pooling Arrangements .....	7. 9
27	Structured Settlements .....	7. 9
28	Health Care Receivables .....	7. 9
29	Participating Policies .....	7. 9
30	Premium Deficiency Reserves .....	7. 9
31	Reserves for Life Contracts and Annuity Contracts .....	7. 9
32	Analysis of Annuity Actuarial Reserves and Deposit Type Contract Liabilities by Withdrawal Characteristics .....	7. 9
33	Analysis of Life Actuarial Reserves by Withdrawal Characteristics .....	7. 9
34	Premiums and Annuity Considerations Deferred and Uncollected .....	7. 9
35	Separate Accounts .....	7. 9
36	Loss/Claim Adjustment Expenses .....	7. 9



## NOTES TO THE FINANCIAL STATEMENTS

### Note 1 - Summary of Significant Accounting Policies and Going Concern

#### A. Accounting Practices

The accompanying statutory financial statements of Genworth Life Insurance Company (the "Company") have been prepared on the basis of accounting practices prescribed or permitted by the State of Delaware Department of Insurance (the "Delaware Department").

The State of Delaware requires insurance companies domiciled in the state to prepare their statutory financial statements in accordance with the National Association of Insurance Commissioners' ("NAIC") Accounting Practices and Procedures Manual ("NAIC SAP") subject to any deviations prescribed or permitted by the Delaware Department.

A reconciliation of the Company's net income and capital and surplus between NAIC SAP and practices prescribed or permitted by the Delaware Department is shown below:

	SSAP #	F/S Page	F/S Line #	March 31, 2023	December 31, 2022
<b>NET INCOME</b>					
(1) Company state basis (Page 4, Line 35, Columns 1 & 3)	XXX	XXX	XXX	\$ 113,245,100	\$ 281,251,368
(2) State Prescribed Practices that are an increase/(decrease) from NAIC SAP:				—	—
(3) State Permitted Practices that are an increase/(decrease) from NAIC SAP:				—	—
(4) NAIC SAP (1-2-3=4)	XXX	XXX	XXX	<u>\$ 113,245,100</u>	<u>\$ 281,251,368</u>
<b>SURPLUS</b>					
(5) Company state basis (Page 3, Line 38, Columns 1 & 2)	XXX	XXX	XXX	\$ 3,166,558,339	\$ 3,073,206,338
(6) State Prescribed Practices that are an increase/(decrease) from NAIC SAP:				—	—
(7) State Permitted Practices that are an increase/(decrease) from NAIC SAP:				—	—
(8) NAIC SAP (5-6-7=8)	XXX	XXX	XXX	<u>\$ 3,166,558,339</u>	<u>\$ 3,073,206,338</u>

#### C. Accounting Policy

(6) Loan-backed bonds and structured securities ("LBaSS") other than non-agency residential mortgage-backed securities are stated at amortized cost using the scientific method except where the NAIC designation has fallen to 6 and the fair value has fallen below amortized cost, in which case they are carried at fair value. Amortization of LBaSS is based on prepayment assumptions that are updated at least annually. Significant changes of estimated cash flows from original purchase assumptions are accounted for using the retrospective adjustment method for all such securities except for securities for which the Company recorded other-than-temporary impairment ("OTTI") charges. For impaired securities, the Company stops amortization until the security begins performing as anticipated, at which time the Company applies the prospective methodology for amortization.

#### D. Going Concern

The Company's management does not have any doubts about the Company's ability to continue as a going concern within one year from the date the statutory financial statements were issued.

### Note 2 - Accounting Changes and Corrections of Errors

#### Corrections of Errors

During 2023, the Company recorded a prior period correction related to historical reinsurance impacts on cross-entity term conversions. To record this correction, the Company recorded a reinsurance payable to Genworth Life and Annuity of Insurance Company ("GLAIC") of \$40,907,166 and increased net deferred tax assets by \$8,590,505, with an offsetting increase of \$32,316,661 to unassigned deficit, in accordance with Statement of Statutory Accounting Principles ("SSAP") No. 3, *Accounting Changes and Corrections of Errors*.

During 2023, the Company also recorded a prior period correction related to incorrect coding of a correction to term conversions. To record this correction, the Company recorded a reinsurance payable to GLAIC of \$3,363,410, decreased the aggregate reserves for life contracts by \$7,404,167 and decreased net deferred tax assets by \$848,559, with an offsetting decrease of \$3,192,198 to unassigned deficit, in accordance with SSAP No. 3.

As a result of these corrections, the Company also recorded an increase of \$29,124,463 in its investment in GLAIC, with an offsetting decrease to unassigned deficit, in accordance with SSAP No. 3. Therefore, these corrections did not have a net impact on the Company's surplus.

### Note 3 - Business Combinations and Goodwill

None

### Note 4 - Discontinued Operations

None

## NOTES TO THE FINANCIAL STATEMENTS

### **Note 5 - Investments**

#### D. Loan-Backed Securities

- (1) Prepayment assumptions for mortgage-backed/asset-backed structured securities were obtained from third-party providers, broker dealer research reports or internal estimates.
- (2) The Company had no loaned-backed securities with recognized OTTI where the Company had the intent to sell or does not have the intent and ability to retain the investment for a period of time sufficient to recover the amortized cost basis as of March 31, 2023.
- (3) The Company had no loan-backed securities which recognized OTTI as of March 31, 2023.
- (4) All impaired securities (fair value is less than cost or amortized cost) for which an OTTI has not been recognized in earnings as a realized loss (including securities with a recognized OTTI for non-interest related declines when a non-recognized interest related impairment remains) as of March 31, 2023:

- a. The aggregate amount of unrealized losses:

1. Less than 12 months	\$ 49,820,570
2. 12 months or longer	112,384,866

- b. The aggregate related fair value of securities with unrealized losses:

1. Less than 12 months	\$ 638,922,535
2. 12 months or longer	825,220,270

- (5) The Company regularly evaluates securities in an unrealized loss position for OTTI. For debt securities, the Company considers all available information relevant to the collectability of the security, including information about past events, current conditions, and reasonable and supportable forecasts, when developing the estimate of cash flows expected to be collected. More specifically for mortgage-backed and asset-backed securities, the Company also utilizes performance indicators of the underlying assets including defaults or delinquency rates, loans to collateral value ratio, third-party credit enhancements, current levels of subordination, vintage and other relevant characteristics of the security or underlying assets to develop the Company's estimate of cash flows. Estimating the cash flows expected to be collected is a quantitative and qualitative process that incorporates information received from third-party sources along with certain internal assumptions and judgments regarding the future performance of the underlying collateral. Where possible, this data is benchmarked against third-party sources.

#### E. Dollar Repurchase Agreements and/or Securities Lending Transactions

None

#### F. Repurchase Agreements Transactions Accounted for as Secured Borrowing

None

#### G. Reverse Repurchase Agreements Transactions Accounted for as Secured Borrowing

None

#### H. Repurchase Agreements Transactions Accounted for as a Sale

None

#### I. Reverse Repurchase Agreements Transactions Accounted for as a Sale

None

#### M. Working Capital Finance Investments

None

#### N. Offsetting and Netting of Assets and Liabilities

None

#### R. Reporting Entity's Share of Cash Pool by Asset Type

None

### **Note 6 - Joint Ventures, Partnerships and Limited Liability Companies**

No significant change.

### **Note 7 - Investment Income**

No significant change.

## NOTES TO THE FINANCIAL STATEMENTS

### Note 8 - Derivative Instruments

No significant change.

### Note 9 - Income Taxes

No significant change.

### Note 10 - Information Concerning Parent, Subsidiaries, Affiliates and Other Related Parties

None

### Note 11 - Debt

#### B. Federal Home Loan Bank ("FHLB") Agreements

(1) The Company is a member of the Federal Home Loan Bank of Pittsburgh ("FHLB Pittsburgh"). Through its membership, the Company had outstanding funding agreements with FHLB Pittsburgh in the amount of \$50,000,000 as of March 31, 2023, which related to total liabilities of \$50,037,199, of which \$37,199 was accrued interest. As of December 31, 2022, the amount of funding agreements issued to FHLB Pittsburgh was \$50,000,000 which related to total liabilities of \$50,034,353, of which \$34,353 was accrued interest. The Company uses these funds for liquidity management and asset-liability management in an investment spread strategy, consistent with its other investment spread programs. The Company records the funds under SSAP No. 52, *Deposit Type Contracts*, consistent with its accounting for other deposit type contracts. It is not part of the Company's strategy to utilize these funds for operations, and any funds obtained from the FHLB Pittsburgh for use in general operations would be accounted for under SSAP No. 15, *Debt and Holding Company Obligations*, as borrowed money. The Company currently has an internally calculated borrowing capacity of \$1.5 billion, which is lower than the stated limit from FHLB Pittsburgh.

#### (2) FHLB Capital Stock

The tables below indicate the amount of FHLB Pittsburgh stock purchased, collateral pledged, assets and liabilities related to the agreement with FHLB Pittsburgh as of March 31, 2023 and December 31, 2022.

##### a. Aggregate totals

##### 1. As of March 31, 2023:

Membership Stock	1 Total (2+3)	2 General account	3 Separate accounts
(a) Membership stock – Class A	\$ —	\$ —	\$ —
(b) Membership stock – Class B	5,101,400	5,101,400	—
(c) Activity stock	2,000,000	2,000,000	—
(d) Excess stock	—	—	—
(e) Aggregate total (a+b+c+d)	7,101,400	7,101,400	—
(f) Actual or estimated borrowing capacity as determined by the insurer	1,500,000,000	XXX	XXX

##### 2. As of December 31, 2022:

Membership Stock	1 Total (2+3)	2 General account	3 Separate accounts
(a) Membership stock – Class A	\$ —	\$ —	\$ —
(b) Membership stock – Class B	5,101,400	5,101,400	—
(c) Activity stock	2,000,000	2,000,000	—
(d) Excess stock	—	—	—
(e) Aggregate total (a+b+c+d)	7,101,400	7,101,400	—
(f) Actual or estimated borrowing capacity as determined by the insurer	1,300,000,000	XXX	XXX

##### b. Membership stock (Class A and B) eligible and not eligible for redemption as of March 31, 2023:

Membership stock	1 Current year total (2+3+4+5+6)	2 Not eligible for redemption	Eligible for redemption			
			3 Less than 6 months	4 6 months to less than 1 year	5 1 to less than 3 years	6 3 to 5 years
1. Class A	\$ —	\$ —	\$ —	\$ —	\$ —	\$ —
2. Class B	5,101,400	5,101,400	—	—	—	—

## NOTES TO THE FINANCIAL STATEMENTS

## (3) Collateral Pledged to FHLB

## a. Amount pledged as of March 31, 2023 and December 31, 2022:

	Fair value	Carrying value	Aggregate total borrowing
1. Current year total general and separate accounts total collateral pledged (Lines 2+3)	\$ 241,901,219	\$ 236,722,709	\$ 50,000,000
2. Current year general account total collateral pledged	241,901,219	236,722,709	50,000,000
3. Current year separate accounts total collateral pledged	—	—	—
4. Prior year-end total general and separate accounts total collateral pledged	238,455,965	239,012,764	50,000,000

## b. Maximum amount pledged during reporting period ending March 31, 2023 and December 31, 2022:

	Fair value	Carrying value	Amount borrowed at time of maximum collateral
1. Current year total general and separate accounts maximum collateral pledged (Lines 2+3)	\$ 245,444,885	\$ 238,369,027	\$ 50,000,000
2. Current year general account maximum collateral pledged	245,444,885	238,369,027	50,000,000
3. Current year separate accounts maximum collateral pledged	—	—	—
4. Prior year-end total general and separate accounts maximum collateral pledged	382,613,808	319,616,746	100,000,000

## (4) Borrowing from FHLB

## a. Amount as of the reporting date

## 1. As of March 31, 2023:

	1 Total (2+3)	2 General account	3 Separate accounts	4 Funding agreements reserves established
(a) Debt	\$ —	\$ —	\$ —	XXX
(b) Funding agreements	50,000,000	50,000,000	—	\$ 50,037,199
(c) Other	—	—	—	XXX
<b>(d) Aggregate total (a+b+c)</b>	<b>\$ 50,000,000</b>	<b>\$ 50,000,000</b>	<b>\$ —</b>	<b>\$ 50,037,199</b>

## 2. As of December 31, 2022:

	1 Total (2+3)	2 General account	3 Separate accounts	4 Funding agreements reserves established
(a) Debt	\$ —	\$ —	\$ —	XXX
(b) Funding agreements	50,000,000	50,000,000	—	\$ 50,034,353
(c) Other	—	—	—	XXX
<b>(d) Aggregate total (a+b+c)</b>	<b>\$ 50,000,000</b>	<b>\$ 50,000,000</b>	<b>\$ —</b>	<b>\$ 50,034,353</b>

## b. Maximum amount during the reporting period ending March 31, 2023:

	1 Total (2+3)	2 General account	3 Separate accounts
1. Debt	\$ —	\$ —	\$ —
2. Funding agreements	50,000,000	50,000,000	—
3. Other	—	—	—
<b>4. Aggregate total (Lines 1+2+3)</b>	<b>\$ 50,000,000</b>	<b>\$ 50,000,000</b>	<b>\$ —</b>

## c. FHLB – Prepayment obligations

	Does the company have prepayment obligations under the following arrangements (YES/NO)?
1. Debt	NO
2. Funding agreements	NO
3. Other	NO

## NOTES TO THE FINANCIAL STATEMENTS

### **Note 12 - Retirement Plans, Deferred Compensation, Postemployment Benefits and Compensated Absences and Other Postretirement Benefit Plans**

The Company has no employees; however, it is allocated costs for services provided by employees of affiliated companies.

#### A. Defined Benefit Plan

The Company does not have any employees.

### **Note 13 - Capital and Surplus, Dividend Restrictions and Quasi-Reorganizations**

No significant change.

### **Note 14 - Liabilities, Contingencies and Assessments**

On August 11, 2021, the Company and GLICNY received a request for pre-suit mediation related to a potential class action lawsuit that may be brought by five LTC policyholders, seeking to represent a nationwide class alleging that the defendants made misleading and inadequate disclosures regarding premium increases for LTC policies. The draft complaint asserts claims for breach of contract, conversion, and declaratory and injunctive relief, and seeks damages in excess of \$5,000,000. The Company and GLICNY participated in pre-suit mediation in November 2021 and January 2022. On January 15, 2022, the parties reached an agreement in principle to settle the dispute on a nationwide basis, subject to the negotiation and execution of a final settlement agreement, and Court approval thereof. On January 28, 2022, the complaint was filed in the United States District Court for the Eastern District of Virginia captioned *Fred Haney, Marsha Merrill, Sylvia Swanson, and Alan Wooten, individually, and on behalf of all others similarly situated v. Genworth Life Insurance Company and Genworth Life Insurance Company of New York*. The parties executed a settlement agreement consistent with the agreement in principle signed on January 15, 2022. On May 2, 2022, the Court preliminarily approved the settlement. The final approval hearing commenced on November 17, 2022 and the Court entered judgment finally approving the settlement on February 15, 2023. Pursuant to its terms, the settlement thereafter became final on March 27, 2023. The Company and GLICNY expect to begin implementation of the settlement in the second quarter of 2023 and expect an overall net favorable impact to their LTC business from the settlement of this case.

### **Note 15 - Leases**

No change.

### **Note 16 - Information About Financial Instruments With Off-Balance Sheet Risk And Financial Instruments With Concentrations of Credit Risk**

No significant change.

### **Note 17 - Sale, Transfer and Servicing of Financial Assets and Extinguishments of Liabilities**

#### B. Transfer and Servicing of Financial Assets

(2) – (3) None

(4) The Company did not have any securitizations, asset-based financing arrangements or similar transfers during the reporting period.

For retained interests held in the form of securities, the underlying assets that are held by the securitization trust have a principal amount outstanding of \$19,954,826 as of March 31, 2023 and include commercial mortgage loans that were originated by the Company. All of these commercial mortgage loans were derecognized upon transfer to the securitization entity in a prior period. The carrying value and fair value of the Company's retained interest in these assets transferred were \$13,620,385 and \$16,546,598, respectively, as of March 31, 2023. The fair value of these retained interests are developed primarily using Level 2 inputs based on observable market prices for similar instruments. The risks associated with the Company's retained interest include losses due to default and prepayment on the underlying commercial mortgage loans. The Company's maximum exposure to loss is represented by its carrying value of these retained interests, as there are no other implicit or explicit guarantees associated with the Company's on-going interest in these securitized assets.

#### C. Wash Sales

None

### **Note 18 - Gain or Loss to the Reporting Entity from Uninsured Plans and the Uninsured Portion of Partially Insured Plans**

No significant change.

### **Note 19 - Direct Premium Written/Produced by Managing General Agents/Third Party Administrators**

No significant change.

## NOTES TO THE FINANCIAL STATEMENTS

### Note 20 - Fair Value Measurements

All assets and liabilities carried at fair value are classified and disclosed in one of the following three categories:

- Level 1—Quoted prices for identical instruments in active markets.
- Level 2—Quoted prices for similar instruments in active markets; quoted prices for identical or similar instruments in markets that are not active; and model-derived valuations whose inputs are observable or whose significant value drivers are observable.
- Level 3—Instruments whose significant value drivers are unobservable.

Refer to No. 4 below for discussion of valuation techniques.

#### A. Fair Value Classifications

a. The following table sets forth the Company's assets and liabilities that were measured at fair value as of March 31, 2023:

Description for each class of asset or liability	Level 1	Level 2	Level 3	Net asset value (NAV)	Total
a. Assets at fair value					
Bonds					
Commercial mortgage-backed	\$ —	\$ 1,131,060	\$ —	\$ —	\$ 1,131,060
Bank loans	—	—	10,077,384	—	10,077,384
Total bonds	—	1,131,060	10,077,384	—	11,208,444
Preferred stock					
Industrial and miscellaneous	9,688,000	26,527,300	—	—	36,215,300
Total preferred stock	9,688,000	26,527,300	—	—	36,215,300
Common stock					
Industrial and miscellaneous	247,262,851	—	14,331,920	—	261,594,771
Total common stock	247,262,851	—	14,331,920	—	261,594,771
Cash equivalents					
Money market mutual funds	416,754,296	—	—	—	416,754,296
Total cash equivalents	416,754,296	—	—	—	416,754,296
Separate account assets	3,943,377	—	—	—	3,943,377
<b>Total assets at fair value/NAV</b>	<b>\$ 677,648,524</b>	<b>\$ 27,658,360</b>	<b>\$ 24,409,304</b>	<b>\$ —</b>	<b>\$ 729,716,188</b>

The following table sets forth the Company's assets and liabilities that were measured at fair value as of December 31, 2022:

Description for each class of asset or liability	Level 1	Level 2	Level 3	Net asset value (NAV)	Total
a. Assets at fair value					
Bonds					
Commercial mortgage-backed	\$ —	\$ 1,159,380	\$ —	\$ —	\$ 1,159,380
Bank loans	—	—	10,150,372	—	10,150,372
Total bonds	—	1,159,380	10,150,372	—	11,309,752
Preferred stock					
Industrial and miscellaneous	13,490,000	26,423,100	—	—	39,913,100
Total preferred stock	13,490,000	26,423,100	—	—	39,913,100
Common stock					
Industrial and miscellaneous	197,234,204	—	14,331,920	—	211,566,124
Total common stock	197,234,204	—	14,331,920	—	211,566,124
Cash equivalents					
Money market mutual funds	432,059,799	—	—	—	432,059,799
Total cash equivalents	432,059,799	—	—	—	432,059,799
Separate account assets	3,707,817	—	—	—	3,707,817
<b>Total assets at fair value/NAV</b>	<b>\$ 646,491,820</b>	<b>\$ 27,582,480</b>	<b>\$ 24,482,292</b>	<b>\$ —</b>	<b>\$ 698,556,592</b>

#### 2. Level 3 Classifications

The following table presents additional information about assets and liabilities measured at fair value for which the Company has utilized significant unobservable (Level 3) inputs to determine fair value as of March 31, 2023:

Description	Beginning balance as of January 1, 2023	Transfers into Level 3	Transfers out of Level 3	Total gains and (losses) included in net income	Total gains and (losses) included in surplus	Purchases	Issuances	Sales	Settlements	Ending balance as of March 31, 2023
<b>Assets:</b>										
Bank loans	\$ 10,150,372	\$ —	\$ —	\$ (18,286)	\$ (83,882)	\$ 40,323	\$ —	\$ —	\$ (11,143)	\$ 10,077,384
Common stock	14,331,920	—	—	—	—	—	—	—	—	14,331,920
<b>Total Assets</b>	<b>\$ 24,482,292</b>	<b>\$ —</b>	<b>\$ —</b>	<b>\$ (18,286)</b>	<b>\$ (83,882)</b>	<b>\$ 40,323</b>	<b>\$ —</b>	<b>\$ —</b>	<b>\$ (11,143)</b>	<b>\$ 24,409,304</b>

## NOTES TO THE FINANCIAL STATEMENTS

The following table presents additional information about assets and liabilities measured at fair value for which the Company has utilized significant unobservable (Level 3) inputs to determine fair value as of December 31, 2022:

Description	Beginning balance as of January 1, 2022	Transfers into Level 3	Transfers out of Level 3	Total gains and (losses) included in net income	Total gains and (losses) included in surplus	Purchases	Issuances	Sales	Settlements	Ending balance as of December 31, 2022
<b>Assets:</b>										
Bank loans	\$ 13,475,614	\$ 3,049,761	\$ (5,111,799)	\$ (1,243,477)	\$ (118,017)	\$ 555,024	\$ —	\$ —	\$ (456,734)	\$ 10,150,372
Common stock	16,556,320	—	—	—	—	—	—	(2,224,400)	—	14,331,920
<b>Total Assets</b>	<b>\$ 30,031,934</b>	<b>\$ 3,049,761</b>	<b>\$ (5,111,799)</b>	<b>\$ (1,243,477)</b>	<b>\$ (118,017)</b>	<b>\$ 555,024</b>	<b>\$ —</b>	<b>\$ (2,224,400)</b>	<b>\$ (456,734)</b>	<b>\$ 24,482,292</b>

Realized and unrealized gains (losses) on Level 3 assets and liabilities are primarily reported in either net income or change in net unrealized capital gains (losses) based on the appropriate accounting treatment for the instrument.

Purchases, sales, issuances and settlements represent the activity that occurred during the period that results in a change of the asset or liability but does not represent changes in fair value for the instruments held at the beginning of the year. Such activity primarily consists of purchases and settlements of derivative instruments.

There were no gains or losses for the year included in net income attributable to unrealized gains (losses) related to assets still held as of the reporting date.

### 3. Transfers Between Levels

The Company reviews the fair value hierarchy classifications each reporting period. Changes in the observability of the valuation attributes may result in a reclassification of certain financial assets or liabilities. Such reclassifications are reported as transfers in and out of Level 3 at the beginning fair value for the reporting period.

### 4. Valuation Techniques and Inputs

The vast majority of long-term bonds use Level 2 inputs for the determination of fair value. These fair values are obtained primarily from industry-standard pricing methodologies based on market observable information. Certain structured securities valued using industry-standard pricing methodologies utilize significant unobservable inputs to estimate fair value, resulting in the fair value measurements being classified as Level 3. The Company also utilizes internally developed pricing models to produce estimates of fair value primarily utilizing Level 2 inputs along with certain Level 3 inputs. The internally developed models include matrix pricing where the Company discounts expected cash flows utilizing market interest rates obtained from market sources based on the credit quality and duration of the instrument to determine fair value. For securities that may not be reliably priced using internally developed pricing models, fair value is estimated using indicative market prices. These prices are indicative of an exit price, but the assumptions used to establish the fair value may not be observable, or corroborated by market observable information, and represent Level 3 inputs.

The valuation of interest rate swaps is determined using an income approach. The primary input into the valuation represents the forward interest rate swap curve, which is generally considered an observable input, and results in the derivative being classified as Level 2.

The valuation of cross currency swaps is determined using an income approach. The primary inputs into the valuation represent the forward interest rate swap curve and foreign currency exchange rates, both of which are considered an observable input, and results in the derivative being classified as Level 2.

The fair value of the majority of separate account assets is based on the quoted prices of the underlying fund investments and, therefore represents Level 1 pricing. The remaining separate account assets represent Level 2 pricing, as defined above.

### C. Aggregate Fair Value of All Financial Instruments

The following table sets forth the Company's financial instruments fair values, admitted amounts and level of fair value amounts as of March 31, 2023:

Type of financial instrument	Aggregate fair value	Admitted assets	Level 1	Level 2	Level 3	Net asset (NAV)	Not practicable (Carrying value)
Bonds	\$ 27,747,911,422	\$ 29,334,187,583	\$ —	\$ 25,403,164,809	\$ 2,344,746,613	\$ —	\$ —
Preferred and common stocks	299,054,071	299,054,071	258,194,851	26,527,300	14,331,920	—	—
Mortgage loans	4,240,323,578	4,640,987,341	—	—	4,240,323,578	—	—
Other invested assets	321,889,243	343,233,277	—	321,889,243	—	—	—
Short-term investments	4,972,400	5,000,000	—	4,972,400	—	—	—
Cash equivalents	416,754,296	416,754,296	416,754,296	—	—	—	—
Separate account assets	8,642,261	8,642,261	8,642,261	—	—	—	—
Derivative assets	30,188,126	4,694,390	—	30,188,126	—	—	—
Derivative liabilities	314,299,639	—	—	314,299,639	—	—	—

## NOTES TO THE FINANCIAL STATEMENTS

The following table sets forth the Company's financial instruments fair values, admitted amounts and level of fair value amounts as of December 31, 2022:

Type of financial instrument	Aggregate fair value	Admitted assets	Level 1	Level 2	Level 3	Net asset (NAV)	Not practicable (Carrying value)
Bonds	\$ 27,200,901,096	\$ 29,481,684,838	\$ —	\$ 24,857,506,726	\$ 2,343,394,370	\$ —	\$ —
Preferred and common stocks	251,479,224	251,479,223	210,724,204	26,423,100	14,331,920	—	—
Mortgage loans	4,259,078,029	4,730,966,709	—	—	4,259,078,029	—	—
Other invested assets	314,382,546	343,385,776	—	314,382,546	—	—	—
Cash equivalents	432,059,799	432,059,799	432,059,799	—	—	—	—
Separate account assets	8,289,362	8,280,049	6,105,916	2,183,446	—	—	—
Derivative assets	18,988,367	7,289,940	—	18,988,367	—	—	—
Derivative liabilities	424,120,844	—	—	424,120,844	—	—	—

D. None

E. None

### **Note 21 - Other Items**

C. Other Disclosures

#### *Banking exposure*

As of March 31, 2023, the Company continued to closely monitor its exposure to the regional banks and commercial real estate in its investment portfolio. The Company had no direct exposure to Silicon Valley Bank or Signature Bank; however, it held \$10,245,583 in First Republic Bank investment securities as of March 31, 2023. The Company impaired \$3,756,000 related to preferred shares of First Republic Bank during the first quarter of 2023. Given the financial distress and significant credit deterioration of First Republic Bank that led to its receivership by the Federal Deposit Insurance Corporation, the Company sold the majority of its investment holdings in the troubled bank and will record a loss from the sale in the second quarter of 2023.

#### *Trust account*

The Company is a party to a coinsurance agreement with Brighthouse Life Insurance Company ("Brighthouse"), formerly MetLife Insurance Company of Connecticut, whereby the Company assumed 100% of a certain block of LTC business. Under this agreement, the Company funded a trust account for the benefit of Brighthouse and maintains an aggregate amount of assets with a fair market value at least equal to 102% of the required reserves attributable to the affected risks. In February 2021, Genworth served a demand for arbitration seeking authorization to withdraw certain amounts from the trust. An arbitration hearing concluded in October 2022. In April 2023, the Company withdrew \$321,867,222 of securities and \$5,325,287 of cash from the trust.

### **Note 22 - Events Subsequent**

In April 2023, the Company paid \$44,270,576 in cash to GLAIC to settle the reinsurance payables discussed in Note 2.

There were no other material events that occurred subsequent to March 31, 2023. Subsequent events have been considered through May 11, 2023, the date on which the statutory financial statements were issued.

### **Note 23 - Reinsurance**

None

### **Note 24 - Retrospectively Rated Contracts & Contracts Subject to Redetermination**

E. Risk Sharing Provisions of the Affordable Care Act

None

### **Note 25 - Change in Incurred Losses and Loss Adjustment Expenses**

A. Reserves as of December 31, 2022, were \$8,759,595,446 for the Company's accident and health insurance line of business. As of March 31, 2023, \$619,605,055 has been paid for incurred claims and claim adjustment expenses attributable to insured events of prior years. Reserves remaining for prior years are now \$7,850,148,949 as of March 31, 2023. Therefore, there has been \$289,841,442 of favorable prior year development from December 31, 2022 to March 31, 2023.

The net interest accumulated on reserves less claims and expenses attributable to insured events of prior years was \$63,373,447. Therefore, there has been \$353,214,889 of favorable prior year development from December 31, 2022 to March 31, 2023, primarily related to favorable claim terminations mostly attributable to higher mortality, favorable development on prior year LTC incurred but not reported claims and favorable experience on LTC pending claims that did not become an active claim. Additionally, there were adjustments to claim and claim adjustment expense reserves and incurred but not reported reserves as described below.

As of March 31, 2023, the Company did not have any retrospectively rated policies.



---

**NOTES TO THE FINANCIAL STATEMENTS**

---

During the first quarter of 2023, the Company did not make any significant changes in assumptions or methodologies used to calculate its LTC claim and claim adjustment expense reserves, other than adjustments to incurred but not reported reserves and claim and claim adjustment expense reserves as described below.

The coronavirus pandemic ("COVID-19") significantly increased mortality on the Company's most vulnerable claimants. To account for this change in experience due to COVID-19, the Company adjusted the mortality assumption in its claim reserves to reflect the risk of lower claim termination rates on remaining claims. As of March 31, 2023 and December 31, 2022, the balance of incremental claim reserves associated with COVID-19 mortality was \$86,978,241 and \$93,364,913, respectively. The Company also experienced lower new claims incidence during COVID-19; however, this is expected to be temporary. As a result, the Company strengthened its incurred but not reported claim reserves during the height of COVID-19. As of March 31, 2023 and December 31, 2022, the balance of the incurred but not reported claim reserves due to lower claims incidence was \$33,093,962 and \$44,858,525, respectively.

**Note 26 - Intercompany Pooling Arrangements**

None

**Note 27 - Structured Settlements**

None

**Note 28 - Health Care Receivables**

None

**Note 29 - Participating Policies**

None

**Note 30 - Premium Deficiency Reserves**

None

**Note 31 - Reserves for Life Contracts and Annuity Contracts**

No significant change.

**Note 32 - Analysis of Annuity Actuarial Reserves and Deposit Type Contract Liabilities by Withdrawal Characteristics**

No significant change.

**Note 33 - Analysis of Life Actuarial Reserves by Withdrawal Characteristics**

No significant change.

**Note 34 - Premiums and Annuity Considerations Deferred and Uncollected**

No significant change.

**Note 35 - Separate Accounts**

No significant change.

**Note 36 - Loss/Claim Adjustment Expenses**

No significant change.

**GENERAL INTERROGATORIES**

**PART 1 - COMMON INTERROGATORIES**

**GENERAL**

- 1.1 Did the reporting entity experience any material transactions requiring the filing of Disclosure of Material Transactions with the State of Domicile, as required by the Model Act? ..... Yes [ ] No [  ]
- 1.2 If yes, has the report been filed with the domiciliary state? ..... Yes [ ] No [ ]
- 2.1 Has any change been made during the year of this statement in the charter, by-laws, articles of incorporation, or deed of settlement of the reporting entity? ..... Yes [ ] No [  ]
- 2.2 If yes, date of change: .....
- 3.1 Is the reporting entity a member of an Insurance Holding Company System consisting of two or more affiliated persons, one or more of which is an insurer? ..... Yes [  ] No [ ]  
If yes, complete Schedule Y, Parts 1 and 1A.
- 3.2 Have there been any substantial changes in the organizational chart since the prior quarter end? ..... Yes [ ] No [  ]
- 3.3 If the response to 3.2 is yes, provide a brief description of those changes.  
.....
- 3.4 Is the reporting entity publicly traded or a member of a publicly traded group? ..... Yes [  ] No [ ]
- 3.5 If the response to 3.4 is yes, provide the CIK (Central Index Key) code issued by the SEC for the entity/group. .... 0001276520
- 4.1 Has the reporting entity been a party to a merger or consolidation during the period covered by this statement? ..... Yes [ ] No [  ]
- 4.2 If yes, provide the name of the entity, NAIC Company Code, and state of domicile (use two letter state abbreviation) for any entity that has ceased to exist as a result of the merger or consolidation.

1 Name of Entity	2 NAIC Company Code	3 State of Domicile
N/A .....		

- 5. If the reporting entity is subject to a management agreement, including third-party administrator(s), managing general agent(s), attorney-in-fact, or similar agreement, have there been any significant changes regarding the terms of the agreement or principals involved? ..... Yes [ ] No [ ] N/A [  ]  
If yes, attach an explanation.  
.....
- 6.1 State as of what date the latest financial examination of the reporting entity was made or is being made. .... 12/31/2018
- 6.2 State the as of date that the latest financial examination report became available from either the state of domicile or the reporting entity. This date should be the date of the examined balance sheet and not the date the report was completed or released. .... 12/31/2018
- 6.3 State as of what date the latest financial examination report became available to other states or the public from either the state of domicile or the reporting entity. This is the release date or completion date of the examination report and not the date of the examination (balance sheet date). .... 06/11/2020
- 6.4 By what department or departments?  
Delaware .....
- 6.5 Have all financial statement adjustments within the latest financial examination report been accounted for in a subsequent financial statement filed with Departments? ..... Yes [  ] No [ ] N/A [ ]
- 6.6 Have all of the recommendations within the latest financial examination report been complied with? ..... Yes [  ] No [ ] N/A [ ]
- 7.1 Has this reporting entity had any Certificates of Authority, licenses or registrations (including corporate registration, if applicable) suspended or revoked by any governmental entity during the reporting period? ..... Yes [ ] No [  ]
- 7.2 If yes, give full information:  
N/A .....
- 8.1 Is the company a subsidiary of a bank holding company regulated by the Federal Reserve Board? ..... Yes [ ] No [  ]
- 8.2 If response to 8.1 is yes, please identify the name of the bank holding company.  
N/A .....
- 8.3 Is the company affiliated with one or more banks, thrifts or securities firms? ..... Yes [  ] No [ ]
- 8.4 If response to 8.3 is yes, please provide below the names and location (city and state of the main office) of any affiliates regulated by a federal regulatory services agency [i.e. the Federal Reserve Board (FRB), the Office of the Comptroller of the Currency (OCC), the Federal Deposit Insurance Corporation (FDIC) and the Securities Exchange Commission (SEC)] and identify the affiliate's primary federal regulator.

1 Affiliate Name	2 Location (City, State)	3 FRB	4 OCC	5 FDIC	6 SEC
Capital Brokerage Corporation .....	Richmond, VA .....				...YES...

STATEMENT AS OF MARCH 31, 2023 OF GENWORTH LIFE INSURANCE COMPANY  
**GENERAL INTERROGATORIES**

- 9.1 Are the senior officers (principal executive officer, principal financial officer, principal accounting officer or controller, or persons performing similar functions) of the reporting entity subject to a code of ethics, which includes the following standards? ..... Yes  No   
 (a) Honest and ethical conduct, including the ethical handling of actual or apparent conflicts of interest between personal and professional relationships;  
 (b) Full, fair, accurate, timely and understandable disclosure in the periodic reports required to be filed by the reporting entity;  
 (c) Compliance with applicable governmental laws, rules and regulations;  
 (d) The prompt internal reporting of violations to an appropriate person or persons identified in the code; and  
 (e) Accountability for adherence to the code.
- 9.11 If the response to 9.1 is No, please explain:  
 N/A .....
- 9.2 Has the code of ethics for senior managers been amended? ..... Yes  No
- 9.21 If the response to 9.2 is Yes, provide information related to amendment(s).  
 N/A .....
- 9.3 Have any provisions of the code of ethics been waived for any of the specified officers? ..... Yes  No
- 9.31 If the response to 9.3 is Yes, provide the nature of any waiver(s).  
 N/A .....

**FINANCIAL**

- 10.1 Does the reporting entity report any amounts due from parent, subsidiaries or affiliates on Page 2 of this statement? ..... Yes  No
- 10.2 If yes, indicate any amounts receivable from parent included in the Page 2 amount: ..... \$ ..... 0

**INVESTMENT**

- 11.1 Were any of the stocks, bonds, or other assets of the reporting entity loaned, placed under option agreement, or otherwise made available for use by another person? (Exclude securities under securities lending agreements.) ..... Yes  No
- 11.2 If yes, give full and complete information relating thereto:  
 N/A .....
12. Amount of real estate and mortgages held in other invested assets in Schedule BA: ..... \$ ..... 149,382,795
13. Amount of real estate and mortgages held in short-term investments: ..... \$ ..... 0
- 14.1 Does the reporting entity have any investments in parent, subsidiaries and affiliates? ..... Yes  No
- 14.2 If yes, please complete the following:
- |   | 1<br>Prior Year-End<br>Book/Adjusted<br>Carrying Value | 2<br>Current Quarter<br>Book/Adjusted<br>Carrying Value |
|---|--|---|
| 14.21 Bonds .....   | \$ ..... 0   | \$ ..... 0  |
| 14.22 Preferred Stock .....   | \$ ..... 0   | \$ ..... 0  |
| 14.23 Common Stock .....  | \$ ..... 910,778,264                                   | \$ ..... 950,022,031                                    |
| 14.24 Short-Term Investments .....  | \$ ..... 0   | \$ ..... 0  |
| 14.25 Mortgage Loans on Real Estate .....   | \$ ..... 0   | \$ ..... 0  |
| 14.26 All Other .....   | \$ ..... 29,605,051                                    | \$ ..... 28,706,944                                     |
| 14.27 Total Investment in Parent, Subsidiaries and Affiliates (Subtotal Lines 14.21 to 14.26) ..... | \$ ..... 940,383,315                                   | \$ ..... 978,728,975                                    |
| 14.28 Total Investment in Parent included in Lines 14.21 to 14.26 above .....                       | \$ .....   | \$ .....  |
- 15.1 Has the reporting entity entered into any hedging transactions reported on Schedule DB? ..... Yes  No
- 15.2 If yes, has a comprehensive description of the hedging program been made available to the domiciliary state? ..... Yes  No  N/A   
 If no, attach a description with this statement.  
 .....
16. For the reporting entity's security lending program, state the amount of the following as of the current statement date:
- 16.1 Total fair value of reinvested collateral assets reported on Schedule DL, Parts 1 and 2. .... \$ ..... 0
- 16.2 Total book/adjusted carrying value of reinvested collateral assets reported on Schedule DL, Parts 1 and 2 ..... \$ ..... 0
- 16.3 Total payable for securities lending reported on the liability page. .... \$ ..... 0

STATEMENT AS OF MARCH 31, 2023 OF GENWORTH LIFE INSURANCE COMPANY  
**GENERAL INTERROGATORIES**

17. Excluding items in Schedule E - Part 3 - Special Deposits, real estate, mortgage loans and investments held physically in the reporting entity's offices, vaults or safety deposit boxes, were all stocks, bonds and other securities, owned throughout the current year held pursuant to a custodial agreement with a qualified bank or trust company in accordance with Section 1, III - General Examination Considerations, F. Outsourcing of Critical Functions, Custodial or Safekeeping Agreements of the NAIC Financial Condition Examiners Handbook? ..... Yes [ X ] No [ ]
- 17.1 For all agreements that comply with the requirements of the NAIC Financial Condition Examiners Handbook, complete the following:

1 Name of Custodian(s)	2 Custodian Address
The Bank of New York Mellon .....	One Wall Street New York, NY 10286 .....
Federal Home Loan Bank of Pittsburgh .....	601 Grant Street Pittsburgh, PA 15219-4455 .....
Deutsche Bank .....	60 Wall Street, 27th Floor New York, NY 10005 .....
The Bank of New York Mellon Corporate Trust, Insurance Trust .....	240 Greenwich Street, 7E Floor New York, NY 10286 .....

- 17.2 For all agreements that do not comply with the requirements of the NAIC Financial Condition Examiners Handbook, provide the name, location and a complete explanation:

1 Name(s)	2 Location(s)	3 Complete Explanation(s)
N/A .....	.....	.....

- 17.3 Have there been any changes, including name changes, in the custodian(s) identified in 17.1 during the current quarter? ..... Yes [ ] No [ X ]
- 17.4 If yes, give full information relating thereto:

1 Old Custodian	2 New Custodian	3 Date of Change	4 Reason
N/A .....	.....	.....	.....

- 17.5 Investment management – Identify all investment advisors, investment managers, broker/dealers, including individuals that have the authority to make investment decisions on behalf of the reporting entity. For assets that are managed internally by employees of the reporting entity, note as such. ["...that have access to the investment accounts"; "...handle securities"]

1 Name of Firm or Individual	2 Affiliation
Western Asset Management Company, LLC .....	U.....
Antares Capital Advisers, LLC .....	U.....
Churchill Asset Management .....	U.....
Managed internally .....	I.....

- 17.5097 For those firms/individuals listed in the table for Question 17.5, do any firms/individuals unaffiliated with the reporting entity (i.e. designated with a "U") manage more than 10% of the reporting entity's invested assets? ..... Yes [ ] No [ X ]

- 17.5098 For firms/individuals unaffiliated with the reporting entity (i.e. designated with a "U") listed in the table for Question 17.5, does the total assets under management aggregate to more than 50% of the reporting entity's invested assets? ..... Yes [ ] No [ X ]

- 17.6 For those firms or individuals listed in the table for 17.5 with an affiliation code of "A" (affiliated) or "U" (unaffiliated), provide the information for the table below.

1 Central Registration Depository Number	2 Name of Firm or Individual	3 Legal Entity Identifier (LEI)	4 Registered With	5 Investment Management Agreement (IMA) Filed
110441 .....	Western Asset Management Company, LLC .....	549300C5A561UXU1CN46 .....	SEC .....	NO.....
281998 .....	Antares Capital Advisers, LLC .....	.....	SEC .....	NO.....
175092 .....	Churchill Asset Management .....	.....	SEC .....	.....

- 18.1 Have all the filing requirements of the Purposes and Procedures Manual of the NAIC Investment Analysis Office been followed? ..... Yes [ ] No [ X ]
- 18.2 If no, list exceptions:  
 See attachment. ....

19. By self-designating 5GI securities, the reporting entity is certifying the following elements for each self-designated 5GI security:
- a. Documentation necessary to permit a full credit analysis of the security does not exist or an NAIC CRP credit rating for an FE or PL security is not available.
  - b. Issuer or obligor is current on all contracted interest and principal payments.
  - c. The insurer has an actual expectation of ultimate payment of all contracted interest and principal.
- Has the reporting entity self-designated 5GI securities? ..... Yes [ ] No [ X ]

20. By self-designating PLGI securities, the reporting entity is certifying the following elements of each self-designated PLGI security:
- a. The security was purchased prior to January 1, 2018.
  - b. The reporting entity is holding capital commensurate with the NAIC Designation reported for the security.
  - c. The NAIC Designation was derived from the credit rating assigned by an NAIC CRP in its legal capacity as a NRSRO which is shown on a current private letter rating held by the insurer and available for examination by state insurance regulators.
  - d. The reporting entity is not permitted to share this credit rating of the PL security with the SVO.
- Has the reporting entity self-designated PLGI securities? ..... Yes [ ] No [ X ]

21. By assigning FE to a Schedule BA non-registered private fund, the reporting entity is certifying the following elements of each self-designated FE fund:
- a. The shares were purchased prior to January 1, 2019.
  - b. The reporting entity is holding capital commensurate with the NAIC Designation reported for the security.
  - c. The security had a public credit rating(s) with annual surveillance assigned by an NAIC CRP in its legal capacity as an NRSRO prior to January 1, 2019.
  - d. The fund only or predominantly holds bonds in its portfolio.
  - e. The current reported NAIC Designation was derived from the public credit rating(s) with annual surveillance assigned by an NAIC CRP in its legal capacity as an NRSRO.
  - f. The public credit rating(s) with annual surveillance assigned by an NAIC CRP has not lapsed.
- Has the reporting entity assigned FE to Schedule BA non-registered private funds that complied with the above criteria? ..... Yes [ ] No [ X ]

STATEMENT AS OF MARCH 31, 2023 OF GENWORTH LIFE INSURANCE COMPANY

General Interrogatories 18 Attachment

ACCT	CUSIP	Description	SEC TYPE	Coupon Rate	Maturity Date	Book Value	NAIC	Acquired Date
GNW LIFE INSURANCE COMPANY	G4162#AE5	SOUTHERN WATER MIDCO	CORP	5.18	11/13/2024	10,000,000	2C	11/29/2018
GNW LIFE INSURANCE COMPANY	G4162#AD7	SOUTHERN WATER MIDCO	CORP	5.04	11/29/2023	5,000,000	2C	11/29/2018

STATEMENT AS OF MARCH 31, 2023 OF GENWORTH LIFE INSURANCE COMPANY

**GENERAL INTERROGATORIES**

**PART 2 - LIFE AND ACCIDENT AND HEALTH COMPANIES/FRATERNAL BENEFIT SOCIETIES**

**Life and Accident Health Companies/Fraternal Benefit Societies:**

1. Report the statement value of mortgage loans at the end of this reporting period for the following categories: 1  
Amount
- 1.1 Long-Term Mortgages In Good Standing
- 1.11 Farm Mortgages .....\$.....
- 1.12 Residential Mortgages .....\$.....
- 1.13 Commercial Mortgages .....\$..... 4,640,987,340
- 1.14 Total Mortgages in Good Standing .....\$..... 4,640,987,340
- 1.2 Long-Term Mortgages In Good Standing with Restructured Terms
- 1.21 Total Mortgages in Good Standing with Restructured Terms.....\$.....
- 1.3 Long-Term Mortgage Loans Upon which Interest is Overdue more than Three Months
- 1.31 Farm Mortgages .....\$.....
- 1.32 Residential Mortgages .....\$.....
- 1.33 Commercial Mortgages .....\$.....
- 1.34 Total Mortgages with Interest Overdue more than Three Months .....\$..... 0
- 1.4 Long-Term Mortgage Loans in Process of Foreclosure
- 1.41 Farm Mortgages .....\$.....
- 1.42 Residential Mortgages .....\$.....
- 1.43 Commercial Mortgages .....\$.....
- 1.44 Total Mortgages in Process of Foreclosure .....\$..... 0
- 1.5 Total Mortgage Loans (Lines 1.14 + 1.21 + 1.34 + 1.44) (Page 2, Column 3, Lines 3.1 + 3.2) .....\$..... 4,640,987,340
- 1.6 Long-Term Mortgages Foreclosed, Properties Transferred to Real Estate in Current Quarter
- 1.61 Farm Mortgages .....\$.....
- 1.62 Residential Mortgages .....\$.....
- 1.63 Commercial Mortgages .....\$.....
- 1.64 Total Mortgages Foreclosed and Transferred to Real Estate .....\$..... 0
2. Operating Percentages:
- 2.1 A&H loss percent ..... 114.200 %
- 2.2 A&H cost containment percent ..... 0.200 %
- 2.3 A&H expense percent excluding cost containment expenses ..... 30.300 %
- 3.1 Do you act as a custodian for health savings accounts? ..... Yes [ ] No [ X ]
- 3.2 If yes, please provide the amount of custodial funds held as of the reporting date .....\$.....
- 3.3 Do you act as an administrator for health savings accounts? ..... Yes [ ] No [ X ]
- 3.4 If yes, please provide the balance of the funds administered as of the reporting date .....\$.....
4. Is the reporting entity licensed or chartered, registered, qualified, eligible or writing business in at least two states? ..... Yes [ X ] No [ ]
- 4.1 If no, does the reporting entity assume reinsurance business that covers risks residing in at least one state other than the state of domicile of the reporting entity? ..... Yes [ ] No [ ]

**Fraternal Benefit Societies Only:**

- 5.1 In all cases where the reporting entity has assumed accident and health risks from another company, provisions should be made in this statement on account of such reinsurances for reserve equal to that which the original company would have been required to establish had it retained the risks. Has this been done? ..... Yes [ ] No [ ] N/A [ ]
- 5.2 If no, explain:  
.....
- 6.1 Does the reporting entity have outstanding assessments in the form of liens against policy benefits that have increased surplus? ..... Yes [ ] No [ ]
- 6.2 If yes, what is the date(s) of the original lien and the total outstanding balance of liens that remain in surplus?

Date	Outstanding Lien Amount
.....	.....

STATEMENT AS OF MARCH 31, 2023 OF GENWORTH LIFE INSURANCE COMPANY

**SCHEDULE S - CEDED REINSURANCE**

Showing All New Reinsurance Treaties - Current Year to Date

1 NAIC Company Code	2 ID Number	3 Effective Date	4 Name of Reinsurer	5 Domiciliary Jurisdiction	6 Type of Reinsurance Ceded	7 Type of Business Ceded	8 Type of Reinsurer	9 Certified Reinsurer Rating (1 through 6)	10 Effective Date of Certified Reinsurer Rating
<b>NONE</b>									

**STATEMENT AS OF MARCH 31, 2023 OF GENWORTH LIFE INSURANCE COMPANY**  
**SCHEDULE T - PREMIUMS AND ANNUITY CONSIDERATIONS**

Current Year To Date - Allocated by States and Territories

	1	Life Contracts		Direct Business Only			7	
		2	3	4	5	6		
States, Etc.	Active Status (a)	Life Insurance Premiums	Annuity Considerations	Accident and Health Insurance Premiums, Including Policy, Membership and Other Fees	Other Considerations	Total Columns 2 Through 5	Deposit-Type Contracts	
1. Alabama	AL	L	754,890	0	7,455,685	0	8,210,575	0
2. Alaska	AK	L	71,024	0	884,351	0	955,375	0
3. Arizona	AZ	L	1,036,100	0	11,573,269	0	12,609,369	0
4. Arkansas	AR	L	453,075	0	3,442,414	0	3,895,489	0
5. California	CA	L	7,828,013	91,559	65,764,621	0	73,684,193	0
6. Colorado	CO	L	1,112,773	14,000	13,233,654	0	14,360,427	0
7. Connecticut	CT	L	1,248,650	9,000	14,159,291	0	15,416,941	0
8. Delaware	DE	L	210,425	9,300	2,852,701	0	3,072,426	0
9. District of Columbia	DC	L	118,188	0	1,638,515	0	1,756,703	0
10. Florida	FL	L	4,785,883	117,665	38,515,169	0	43,418,717	0
11. Georgia	GA	L	2,212,264	21,750	16,664,943	0	18,898,957	0
12. Hawaii	HI	L	398,699	7,000	3,587,946	0	3,993,645	0
13. Idaho	ID	L	280,585	0	1,902,052	0	2,182,637	0
14. Illinois	IL	L	2,179,587	1,500	21,906,492	0	24,087,579	0
15. Indiana	IN	L	962,674	0	8,881,495	0	9,844,169	0
16. Iowa	IA	L	499,250	0	8,979,302	0	9,478,552	0
17. Kansas	KS	L	472,313	900	6,302,921	0	6,776,134	0
18. Kentucky	KY	L	581,201	150	7,689,585	0	8,270,936	0
19. Louisiana	LA	L	523,627	7,300	4,250,049	0	4,780,976	0
20. Maine	ME	L	179,024	0	3,100,245	0	3,279,269	0
21. Maryland	MD	L	1,210,303	1,050	16,927,292	0	18,138,645	0
22. Massachusetts	MA	L	1,273,621	0	16,769,123	0	18,042,744	0
23. Michigan	MI	L	2,054,862	(110,240)	11,211,724	0	13,156,346	0
24. Minnesota	MN	L	1,977,400	0	17,638,757	0	19,616,157	0
25. Mississippi	MS	L	529,144	900	2,432,432	0	2,962,476	0
26. Missouri	MO	L	974,167	300	11,256,853	0	12,231,320	0
27. Montana	MT	L	179,586	0	1,480,492	0	1,660,078	0
28. Nebraska	NE	L	421,177	0	7,927,871	0	8,349,048	0
29. Nevada	NV	L	427,418	300	3,231,657	0	3,659,375	0
30. New Hampshire	NH	L	299,730	0	3,251,029	0	3,550,759	0
31. New Jersey	NJ	L	1,814,737	3,000	22,097,743	0	23,915,480	0
32. New Mexico	NM	L	199,531	0	2,995,575	0	3,195,106	0
33. New York	NY	N	371,904	8,200	1,970,938	0	2,351,042	0
34. North Carolina	NC	L	3,022,583	2,050	22,094,390	0	25,119,023	0
35. North Dakota	ND	L	241,675	0	1,683,715	0	1,925,390	0
36. Ohio	OH	L	1,882,596	0	19,770,807	0	21,653,403	0
37. Oklahoma	OK	L	495,042	0	4,338,402	0	4,833,444	0
38. Oregon	OR	L	453,460	600	5,991,587	0	6,445,647	0
39. Pennsylvania	PA	L	2,137,791	10,425	29,551,698	0	31,699,914	0
40. Rhode Island	RI	L	259,240	10,200	2,176,897	0	2,446,337	0
41. South Carolina	SC	L	1,177,262	1,950	11,517,547	0	12,696,759	0
42. South Dakota	SD	L	281,253	300	3,385,396	0	3,666,949	0
43. Tennessee	TN	L	1,454,392	2,000	12,840,377	0	14,296,769	0
44. Texas	TX	L	3,828,144	26,750	33,383,172	0	37,238,066	0
45. Utah	UT	L	495,869	0	2,118,934	0	2,614,803	0
46. Vermont	VT	L	153,781	0	1,690,644	0	1,844,425	0
47. Virginia	VA	L	2,318,742	11,261	29,575,792	0	31,905,795	0
48. Washington	WA	L	1,015,147	4,500	16,264,657	0	17,284,304	0
49. West Virginia	WV	L	189,522	0	1,644,085	0	1,833,607	0
50. Wisconsin	WI	L	1,123,370	0	9,903,895	0	11,027,265	0
51. Wyoming	WY	L	187,627	0	1,285,018	0	1,472,645	0
52. American Samoa	AS	N	1,389	0	0	0	1,389	0
53. Guam	GU	N	249	0	0	0	249	0
54. Puerto Rico	PR	L	3,441	0	0	0	3,441	0
55. U.S. Virgin Islands	VI	L	3,104	0	1,412	0	4,516	0
56. Northern Mariana Islands	MP	N	0	0	0	0	0	0
57. Canada	CAN	N	231	0	0	0	231	0
58. Aggregate Other Aliens	OT	XXX	0	0	0	0	0	0
59. Subtotal	XXX	58,367,735	253,670	571,194,611	0	629,816,016	0	0
90. Reporting entity contributions for employee benefits plans	XXX	0	0	0	0	0	0	0
91. Dividends or refunds applied to purchase paid-up additions and annuities	XXX	0	0	0	0	0	0	0
92. Dividends or refunds applied to shorten endowment or premium paying period	XXX	0	0	0	0	0	0	0
93. Premium or annuity considerations waived under disability or other contract provisions	XXX	15,186	0	44,577,663	0	44,592,849	0	0
94. Aggregate or other amounts not allocable by State	XXX	0	0	0	0	0	0	0
95. Totals (Direct Business)	XXX	58,382,921	253,670	615,772,274	0	674,408,865	0	0
96. Plus Reinsurance Assumed	XXX	19,752,019	0	60,996,014	0	80,748,033	0	0
97. Totals (All Business)	XXX	78,134,940	253,670	676,768,288	0	755,156,898	0	0
98. Less Reinsurance Ceded	XXX	70,538,038	170,700	100,655,447	0	171,364,185	0	0
99. Totals (All Business) less Reinsurance Ceded	XXX	7,596,902	82,970	576,112,841	0	583,792,713	0	0
<b>DETAILS OF WRITE-INS</b>								
58001.	XXX							
58002.	XXX							
58003.	XXX							
58998. Summary of remaining write-ins for Line 58 from overflow page	XXX	0	0	0	0	0	0	0
58999. Totals (Lines 58001 through 58003 plus 58998)(Line 58 above)	XXX	0	0	0	0	0	0	0
9401.	XXX							
9402.	XXX							
9403.	XXX							
9498. Summary of remaining write-ins for Line 94 from overflow page	XXX	0	0	0	0	0	0	0
9499. Totals (Lines 9401 through 9403 plus 9498)(Line 94 above)	XXX	0	0	0	0	0	0	0

(a) Active Status Counts:

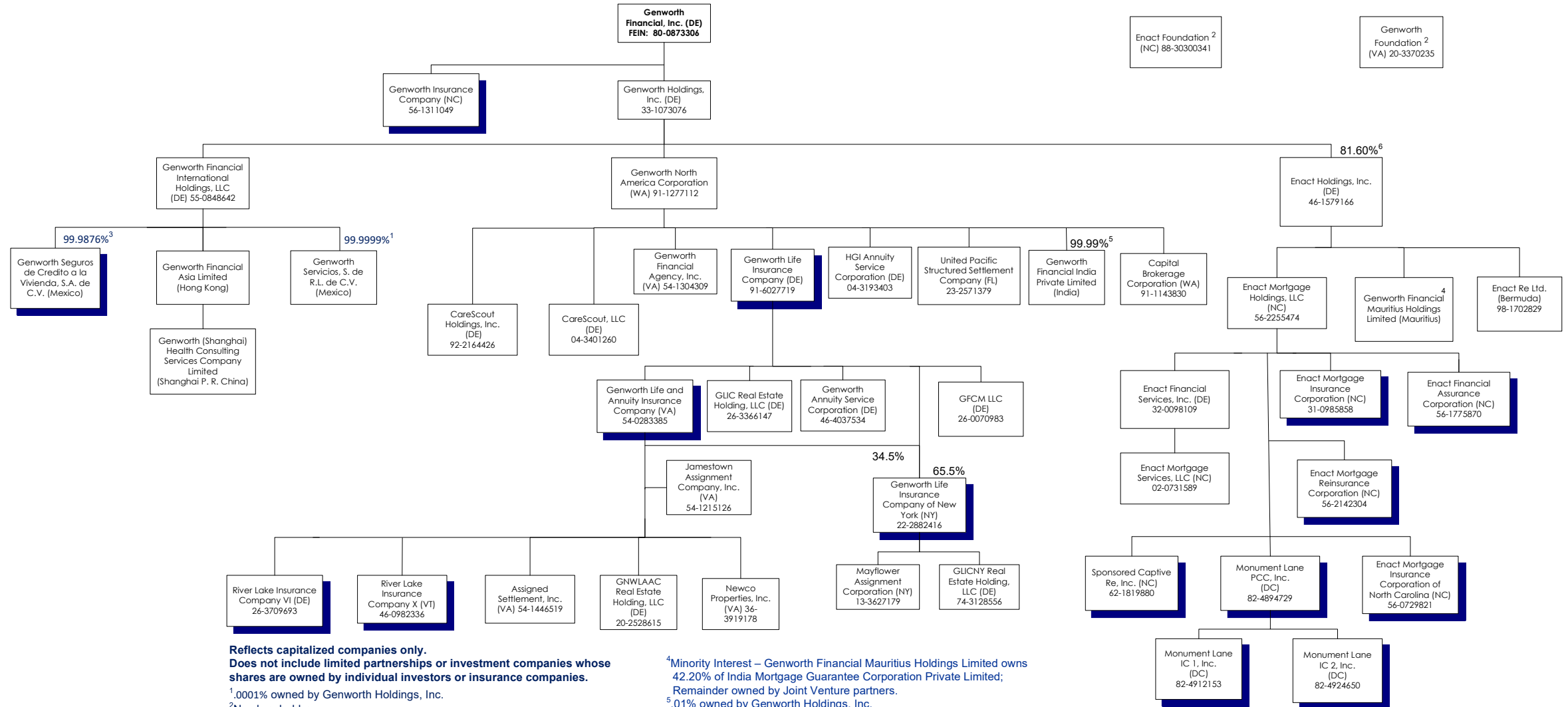
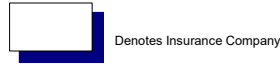
- |  |  |
|--|--|
| 1. L - Licensed or Chartered - Licensed insurance carrier or domiciled RRG..... 52                   | 4. Q - Qualified - Qualified or accredited reinsurer..... 0                  |
| 2. R - Registered - Non-domiciled RRGs..... 0  | 5. N - None of the above - Not allowed to write business in the state..... 5 |
| 3. E - Eligible - Reporting entities eligible or approved to write surplus lines in the state..... 0 |  |



STATEMENT AS OF MARCH 31, 2023 OF GENWORTH LIFE INSURANCE COMPANY

**SCHEDULE Y – INFORMATION CONCERNING ACTIVITIES OF INSURER MEMBERS OF A HOLDING COMPANY GROUP**  
PART 1 – ORGANIZATIONAL CHART

Genworth Financial, Inc.  
Global Organizational Chart  
As of March 31, 2023  
Common Stock Ownership Only - 100% unless otherwise indicated



**Reflects capitalized companies only.  
Does not include limited partnerships or investment companies whose shares are owned by individual investors or insurance companies.**

<sup>1</sup>.0001% owned by Genworth Holdings, Inc.

<sup>2</sup>No shareholders.

<sup>3</sup>0.0124% owned by Genworth Holdings, Inc.

<sup>4</sup>Minority Interest – Genworth Financial Mauritius Holdings Limited owns 42.20% of India Mortgage Guarantee Corporation Private Limited; Remainder owned by Joint Venture partners.

<sup>5</sup>.01% owned by Genworth Holdings, Inc.

<sup>6</sup>~9% investment vehicles managed by Bayview Asset Management, LLC; Remainder publicly owned.

STATEMENT AS OF MARCH 31, 2023 OF GENWORTH LIFE INSURANCE COMPANY

**SCHEDULE Y**

**PART 1A - DETAIL OF INSURANCE HOLDING COMPANY SYSTEM**

1	2	3	4	5	6	7	8	9	10	11	12	13	14	15	16
Group Code	Group Name	NAIC Company Code	ID Number	Federal RSSD	CIK	Name of Securities Exchange if Publicly Traded (U.S. or International)	Names of Parent, Subsidiaries Or Affiliates	Domi-ciliary Location	Relation-ship to Reporting Entity	Directly Controlled by (Name of Entity/Person)	Type of Control (Ownership, Board, Management, Attorney-in-Fact, Influence, Other)	If Control is Ownership Provide Percentage	Ultimate Controlling Entity(ies)/Person(s)	Is an SCA Filing Re-quired? (Yes/No)	*
		00000	54-1446519				Assigned Settlement, Inc.	VA	NIA	Genworth Life and Annuity Insurance Company	Ownership	100.000	Genworth Financial, Inc.	YES	
		00000	91-1143830				Capital Brokerage Corporation	WA	NIA	Genworth North America Corporation	Ownership	100.000	Genworth Financial, Inc.	NO	
		00000	04-3401260				CareScout, LLC	DE	NIA	Genworth North America Corporation	Ownership	100.000	Genworth Financial, Inc.	NO	
							CareScout Holdings, Inc.	DE	NIA	Genworth North America Corporation	Ownership	100.000	Genworth Financial, Inc.	NO	
.4011	Genworth Financial, Inc.	37095	56-1775870				Enact Financial Assurance Corporation	NC	IA	Enact Mortgage Holdings, LLC	Ownership	100.000	Genworth Financial, Inc.	NO	
		00000	32-0098109				Enact Financial Services, Inc.	DE	NIA	Enact Mortgage Holdings, LLC	Ownership	100.000	Genworth Financial, Inc.	NO	
		00000	46-1579166		0001823529	NASDAQ	Enact Holdings, Inc.	DE	NIA	Genworth Holdings, Inc.1	Ownership	81.600	Genworth Financial, Inc.	NO	1
		00000	46-1579166		0001823529	NASDAQ	Enact Holdings, Inc.	DE	NIA	Publicly Owned	Ownership	18.400	Genworth Financial, Inc.	NO	
		00000	56-2255474				Enact Mortgage Holdings, LLC	NC	NIA	Enact Holdings, Inc.	Ownership	100.000	Genworth Financial, Inc.	NO	
.4011	Genworth Financial, Inc.	38458	31-0985858				Enact Mortgage Insurance Corporation	NC	IA	Enact Mortgage Holdings, LLC	Ownership	100.000	Genworth Financial, Inc.	NO	
							Enact Mortgage Insurance Corporation of North Carolina	NC	IA	Enact Mortgage Holdings, LLC	Ownership	100.000	Genworth Financial, Inc.	NO	
.4011	Genworth Financial, Inc.	16675	56-0729821				Enact Mortgage Reinsurance Corporation	NC	IA	Enact Mortgage Holdings, LLC	Ownership	100.000	Genworth Financial, Inc.	NO	
.4011	Genworth Financial, Inc.	11049	56-2142304				Enact Mortgage Services, LLC	NC	NIA	Genworth Financial Services, Inc.	Ownership	100.000	Genworth Financial, Inc.	NO	
		00000	02-0731589				Enact Re Ltd.	BMJ	NIA	Enact Holdings, Inc.	Ownership	100.000	Genworth Financial, Inc.	NO	
		00000	98-1702829				Genworth Annuity Service Corporation	DE	DS	Genworth Life Insurance Company	Ownership	100.000	Genworth Financial, Inc.	YES	
		00000	46-4037534				Genworth Financial Agency, Inc.	VA	NIA	Genworth North America Corporation	Ownership	100.000	Genworth Financial, Inc.	NO	
		00000	54-1304309				Genworth Financial Asia Limited	HKG	NIA	Genworth Financial International Holdings, LLC	Ownership	100.000	Genworth Financial, Inc.	NO	
		00000	80-0873306		0001276520	NYSE	Genworth Financial, Inc.	DE	UIP	Remainder publicly owned	Ownership	100.000	Genworth Financial, Inc.	NO	
		00000					Genworth Financial India Private Limited	IND	NIA	Genworth North America Corporation	Ownership	99.990	Genworth Financial, Inc.	NO	
		00000					Genworth Financial India Private Limited	IND	NIA	Genworth Holdings, Inc.	Ownership	0.010	Genworth Financial, Inc.	NO	
		00000	55-0848642				Genworth Financial International Holdings, LLC	DE	NIA	Genworth Holdings, Inc.	Ownership	100.000	Genworth Financial, Inc.	NO	
		00000					Genworth Financial Mauritius Holdings Limited	MUS	NIA	Enact Holdings, Inc.	Ownership	100.000	Genworth Financial, Inc.	NO	
		00000	33-1073076				Genworth Holdings, Inc.	DE	UIP	Genworth Financial, Inc.	Ownership	100.000	Genworth Financial, Inc.	NO	
.4011	Genworth Financial, Inc.	94072	56-1311049				Genworth Insurance Company	NC	IA	Genworth Financial, Inc.	Ownership	100.000	Genworth Financial, Inc.	NO	
.4011	Genworth Financial, Inc.	65536	54-0283385				Genworth Life and Annuity Insurance Company	VA	DS	Genworth Life Insurance Company	Ownership	100.000	Genworth Financial, Inc.	NO	
.4011	Genworth Financial, Inc.	70025	91-6027719				Genworth Life Insurance Company	DE	RE	Genworth North America Corporation	Ownership	100.000	Genworth Financial, Inc.	NO	
.4011	Genworth Financial, Inc.	72990	22-2882416				Genworth Life Insurance Company of New York	NY	DS	Genworth Life Insurance Company	Ownership	65.500	Genworth Financial, Inc.	NO	
.4011	Genworth Financial, Inc.	72990	22-2882416				Genworth Life Insurance Company of New York	NY	DS	Genworth Life and Annuity Insurance Company	Ownership	34.500	Genworth Financial, Inc.	NO	
		00000	91-1277112				Genworth North America Corporation	WA	UDP	Genworth Holdings, Inc.	Ownership	100.000	Genworth Financial, Inc.	NO	
		00000					Genworth Seguros de Credito a la Vivienda, S.A. de C.V.	MEX	IA	Genworth Financial International Holdings, LLC	Ownership	99.988	Genworth Financial, Inc.	NO	
		00000					Genworth Seguros de Credito a la Vivienda, S.A. de C.V.	MEX	IA	Genworth Holdings, Inc.	Ownership	0.012	Genworth Financial, Inc.	YES	
		00000					Genworth Servicios, S. de R.L. de C.V.	MEX	NIA	Genworth Financial International Holdings, LLC	Ownership	100.000	Genworth Financial, Inc.	NO	
		00000					Genworth Servicios, S. de R.L. de C.V.	MEX	NIA	Genworth Holdings, Inc.	Ownership	0.000	Genworth Financial, Inc.	YES	
		00000					Genworth (Shanghai) Health Consulting Services Company Limited	CHN	NIA	Genworth Financial Asia Limited	Ownership	100.000	Genworth Financial, Inc.	NO	
		00000	26-0070983				GFCM LLC	DE	DS	Genworth Life Insurance Company	Ownership	100.000	Genworth Financial, Inc.	NO	
		00000	26-3366147				GLIC Real Estate Holding, LLC	DE	DS	Genworth Life Insurance Company	Ownership	100.000	Genworth Financial, Inc.	NO	
		00000	74-3128556				GLICNY Real Estate Holding, LLC	DE	NIA	Genworth Life Insurance Company of New York	Ownership	100.000	Genworth Financial, Inc.	NO	
		00000	20-2528615				GNILAAC Real Estate Holding, LLC	DE	NIA	Genworth Life and Annuity Insurance Company	Ownership	100.000	Genworth Financial, Inc.	NO	

STATEMENT AS OF MARCH 31, 2023 OF GENWORTH LIFE INSURANCE COMPANY

**SCHEDULE Y**

**PART 1A - DETAIL OF INSURANCE HOLDING COMPANY SYSTEM**

1	2	3	4	5	6	7	8	9	10	11	12	13	14	15	16
Group Code	Group Name	NAIC Company Code	ID Number	Federal RSSD	CIK	Name of Securities Exchange if Publicly Traded (U.S. or International)	Names of Parent, Subsidiaries Or Affiliates	Domiciliary Location	Relationship to Reporting Entity	Directly Controlled by (Name of Entity/Person)	Type of Control (Ownership, Board, Management, Attorney-in-Fact, Influence, Other)	If Control is Ownership Provide Percentage	Ultimate Controlling Entity(ies)/Person(s)	Is an SCA Filing Required? (Yes/No)	*
		00000	04-3193403				HGI Annuity Service Corporation	DE	NIA	Genworth North America Corporation	Ownership	100.000	Genworth Financial, Inc.	NO	
		97144	54-1215126				Jamestown Assignment Company, Inc.	VA	NIA	Genworth Life and Annuity Insurance Company	Ownership	100.000	Genworth Financial, Inc.	NO	
		00000	13-3627179				Mayflower Assignment Corporation	NY	NIA	Genworth Life Insurance Company of New York	Ownership	100.000	Genworth Financial, Inc.	YES	
.4011	Genworth Financial, Inc.	00000	82-4894729				Monument Lane PCC, Inc.	DC	IA	Enact Mortgage Holdings, LLC	Ownership	100.000	Genworth Financial, Inc.	NO	
.4011	Genworth Financial, Inc.	00000	82-4912153				Monument Lane IC 1, Inc.	DC	IA	Monument Lane PCC, Inc.	Ownership	100.000	Genworth Financial, Inc.	NO	
.4011	Genworth Financial, Inc.	00000	82-4924650				Monument Lane IC 2, Inc.	DC	IA	Monument Lane PCC, Inc.	Ownership	100.000	Genworth Financial, Inc.	NO	
		00000	36-3919178				Newco Properties, Inc.	VA	NIA	Genworth Life and Annuity Insurance Company	Ownership	100.000	Genworth Financial, Inc.	YES	
.4011	Genworth Financial, Inc.	13569	26-3709693				River Lake Insurance Company VI	DE	IA	Genworth Life and Annuity Insurance Company	Ownership	100.000	Genworth Financial, Inc.	NO	
.4011	Genworth Financial, Inc.	15139	46-0982336				River Lake Insurance Company X	VT	IA	Genworth Life and Annuity Insurance Company	Ownership	100.000	Genworth Financial, Inc.	NO	
.4011	Genworth Financial, Inc.	11365	62-1819880				Sponsored Captive Re, Inc.	NC	IA	Enact Mortgage Holdings, LLC	Ownership	100.000	Genworth Financial, Inc.	NO	
		00000	23-2571379				United Pacific Structured Settlement Company	FL	NIA	Genworth North America Corporation	Ownership	100.000	Genworth Financial, Inc.	NO	

Asterisk	Explanation
	1-9% investment vehicles managed by Bayview Asset Management, LLC; Remainder publicly owned

# SUPPLEMENTAL EXHIBITS AND SCHEDULES INTERROGATORIES

The following supplemental reports are required to be filed as part of your statement filing. However, in the event that your company does not transact the type of business for which the special report must be filed, your response of NO to the specific interrogatory will be accepted in lieu of filing a "NONE" report and a bar code will be printed below. If the supplement is required of your company but is not being filed for whatever reason enter SEE EXPLANATION and provide an explanation following the interrogatory questions.

	Response
1. Will the Trusteed Surplus Statement be filed with the state of domicile and the NAIC with this statement? .....	NO
2. Will the Medicare Part D Coverage Supplement be filed with the state of domicile and the NAIC with this statement? .....	NO
3. Will the Reasonableness of Assumptions Certification required by Actuarial Guideline XXXV be filed with the state of domicile and electronically with the NAIC? .....	NO
4. Will the Reasonableness and Consistency of Assumptions Certification required by Actuarial Guideline XXXV be filed with the state of domicile and electronically with the NAIC? .....	YES
5. Will the Reasonableness of Assumptions Certification for Implied Guaranteed Rate Method required by Actuarial Guideline XXXVI be filed with the state of domicile and electronically with the NAIC? .....	NO
6. Will the Reasonableness and Consistency of Assumptions Certification required by Actuarial Guideline XXXVI (Updated Average Market Value) be filed with the state of domicile and electronically with the NAIC? .....	NO
7. Will the Reasonableness and Consistency of Assumptions Certification required by Actuarial Guideline XXXVI (Updated Market Value) be filed with the state of domicile and electronically with the NAIC? .....	NO
8. Will the Life PBR Statement of Exemption be filed with the state of domicile by July 1st and electronically with the NAIC with the second quarterly filing per the Valuation Manual (by August 15)? (2nd Quarter Only) The response for 1st and 3rd quarters should be N/A. A NO response resulting with a bar code is only appropriate in the 2nd quarter. In the case of an ongoing statement of exemption, enter "SEE EXPLANATION" and provide as an explanation that the company is utilizing an ongoing statement of exemption. ....	N/A

**AUGUST FILING**


9. Will the regulator-only (non-public) Communication of Internal Control Related Matters Noted in Audit be filed with the state of domicile and electronically with the NAIC (as a regulator-only non-public document) by August 1? The response for 1st and 3rd quarters should be N/A. A NO response resulting with a bar code is only appropriate in the 2nd quarter. ....	N/A
--	-----

Explanation:

1. The company does not transact this type of business.
2. The company does not transact this type of business.
3. The company does not transact this type of business.
5. The company does not transact this type of business.
6. The company does not transact this type of business.
7. The company does not transact this type of business.

Bar Code:

1. Trusteed Surplus Statement [Document Identifier 490]
2. Medicare Part D Coverage Supplement [Document Identifier 365]
3. Reasonableness of Assumptions Certification required by Actuarial Guideline XXXV [Document Identifier 445]
5. Reasonableness of Assumptions Certification for Implied Guaranteed Rate Method required by Actuarial Guideline XXXVI [Document Identifier 447]
6. Reasonableness and Consistency of Assumptions Certification required by Actuarial Guideline XXXVI [Document Identifier 448]
7. Reasonableness and Consistency of Assumptions Certification required by Actuarial Guideline XXXVI (Updated Market Value) [Document Identifier 449]



**OVERFLOW PAGE FOR WRITE-INS**

Additional Write-ins for Assets Line 25

	Current Statement Date			4 December 31 Prior Year Net Admitted Assets
	1 Assets	2 Nonadmitted Assets	3 Net Admitted Assets (Cols. 1 - 2)	
2504. Miscellaneous receivables .....	15,381,678	725,409	14,656,269	9,848,807
2505. State tax receivable .....	1,512,723		1,512,723	1,611,215
2597. Summary of remaining write-ins for Line 25 from overflow page	16,894,401	725,409	16,168,992	11,460,022

STATEMENT AS OF MARCH 31, 2023 OF GENWORTH LIFE INSURANCE COMPANY

**SCHEDULE A - VERIFICATION**

Real Estate

	1 Year to Date	2 Prior Year Ended December 31
1. Book/adjusted carrying value, December 31 of prior year .....		
2. Cost of acquired:		
2.1 Actual cost at time of acquisition .....		
2.2 Additional investment made after acquisition .....		
3. Current year change in encumbrances .....		
4. Total gain (loss) on disposals .....		
5. Deduct amounts received on disposals .....		
6. Total foreign exchange change in book/adjusted carrying value .....		
7. Deduct current year's other than temporary impairment recognized .....		
8. Deduct current year's depreciation .....		
9. Book/adjusted carrying value at the end of current period (Lines 1+2+3+4-5+6-7-8) .....		
10. Deduct total nonadmitted amounts .....		
11. Statement value at end of current period (Line 9 minus Line 10)		

**NONE**

**SCHEDULE B - VERIFICATION**

Mortgage Loans

	1 Year to Date	2 Prior Year Ended December 31
1. Book value/recorded investment excluding accrued interest, December 31 of prior year .....	4,730,966,709	4,497,570,204
2. Cost of acquired:		
2.1 Actual cost at time of acquisition .....	37,413,038	700,681,102
2.2 Additional investment made after acquisition .....	0	375,000
3. Capitalized deferred interest and other .....		0
4. Accrual of discount .....		0
5. Unrealized valuation increase (decrease) .....		0
6. Total gain (loss) on disposals .....		0
7. Deduct amounts received on disposals .....	127,392,406	467,659,597
8. Deduct amortization of premium and mortgage interest points and commitment fees .....		0
9. Total foreign exchange change in book value/recorded investment excluding accrued interest .....		0
10. Deduct current year's other than temporary impairment recognized .....		0
11. Book value/recorded investment excluding accrued interest at end of current period (Lines 1+2+3+4+5+6-7-8+9-10) .....	4,640,987,341	4,730,966,709
12. Total valuation allowance .....		
13. Subtotal (Line 11 plus Line 12) .....	4,640,987,341	4,730,966,709
14. Deduct total nonadmitted amounts .....		0
15. Statement value at end of current period (Line 13 minus Line 14)	4,640,987,341	4,730,966,709

**SCHEDULE BA - VERIFICATION**

Other Long-Term Invested Assets

	1 Year to Date	2 Prior Year Ended December 31
1. Book/adjusted carrying value, December 31 of prior year .....	2,688,198,251	2,295,845,359
2. Cost of acquired:		
2.1 Actual cost at time of acquisition .....	24,111,747	66,228,540
2.2 Additional investment made after acquisition .....	104,201,764	421,788,664
3. Capitalized deferred interest and other .....		0
4. Accrual of discount .....	16,356	319,245
5. Unrealized valuation increase (decrease) .....	16,619,641	71,090,870
6. Total gain (loss) on disposals .....		(231)
7. Deduct amounts received on disposals .....	21,393,755	165,680,314
8. Deduct amortization of premium and depreciation .....	296,385	1,200,186
9. Total foreign exchange change in book/adjusted carrying value .....		0
10. Deduct current year's other than temporary impairment recognized .....		193,696
11. Book/adjusted carrying value at end of current period (Lines 1+2+3+4+5+6-7-8+9-10) .....	2,811,457,619	2,688,198,251
12. Deduct total nonadmitted amounts .....		
13. Statement value at end of current period (Line 11 minus Line 12)	2,811,457,619	2,688,198,251

**SCHEDULE D - VERIFICATION**

Bonds and Stocks

	1 Year to Date	2 Prior Year Ended December 31
1. Book/adjusted carrying value of bonds and stocks, December 31 of prior year .....	30,643,942,325	31,818,900,889
2. Cost of bonds and stocks acquired .....	572,570,590	2,558,603,197
3. Accrual of discount .....	23,117,314	76,318,405
4. Unrealized valuation increase (decrease) .....	59,356,354	(52,215,235)
5. Total gain (loss) on disposals .....	(11,070,249)	(63,411,953)
6. Deduct consideration for bonds and stocks disposed of .....	696,096,258	3,660,870,724
7. Deduct amortization of premium .....	8,725,735	22,002,650
8. Total foreign exchange change in book/adjusted carrying value .....	2,167,231	(8,353,603)
9. Deduct current year's other than temporary impairment recognized .....	3,742,649	7,762,470
10. Total investment income recognized as a result of prepayment penalties and/or acceleration fees .....	1,744,763	4,736,469
11. Book/adjusted carrying value at end of current period (Lines 1+2+3+4+5-6-7+8-9+10) .....	30,583,263,686	30,643,942,325
12. Deduct total nonadmitted amounts .....	18,564	18,735
13. Statement value at end of current period (Line 11 minus Line 12)	30,583,245,122	30,643,923,590

STATEMENT AS OF MARCH 31, 2023 OF GENWORTH LIFE INSURANCE COMPANY

**SCHEDULE D - PART 1B**

Showing the Acquisitions, Dispositions and Non-Trading Activity  
During the Current Quarter for all Bonds and Preferred Stock by NAIC Designation

NAIC Designation	1 Book/Adjusted Carrying Value Beginning of Current Quarter	2 Acquisitions During Current Quarter	3 Dispositions During Current Quarter	4 Non-Trading Activity During Current Quarter	5 Book/Adjusted Carrying Value End of First Quarter	6 Book/Adjusted Carrying Value End of Second Quarter	7 Book/Adjusted Carrying Value End of Third Quarter	8 Book/Adjusted Carrying Value December 31 Prior Year
<b>BONDS</b>								
1. NAIC 1 (a) .....	12,890,646,063	162,127,420	335,031,275	23,735,554	12,741,477,762	0	0	12,890,646,063
2. NAIC 2 (a) .....	14,670,211,202	329,133,696	312,727,306	9,557,664	14,696,175,256	0	0	14,670,211,202
3. NAIC 3 (a) .....	1,630,555,151	38,207,922	38,722,988	(57,571,248)	1,572,468,837	0	0	1,630,555,151
4. NAIC 4 (a) .....	261,503,794	12,058,582	18,191,273	43,571,494	298,942,597	0	0	261,503,794
5. NAIC 5 (a) .....	17,458,876	701,451	340,089	56,782	17,877,020	0	0	17,458,876
6. NAIC 6 (a) .....	11,309,752	41,323	57,813	952,849	12,246,111	0	0	11,309,752
7. Total Bonds	29,481,684,838	542,270,394	705,070,744	20,303,095	29,339,187,583	0	0	29,481,684,838
<b>PREFERRED STOCK</b>								
8. NAIC 1 .....	0	0	0	0	0	0	0	0
9. NAIC 2 .....	36,038,100	0	0	(3,922,800)	32,115,300	0	0	36,038,100
10. NAIC 3 .....	3,875,000	0	0	225,000	4,100,000	0	0	3,875,000
11. NAIC 4 .....	0	0	0	0	0	0	0	0
12. NAIC 5 .....	0	0	0	1,244,000	1,244,000	0	0	0
13. NAIC 6 .....	0	0	0	0	0	0	0	0
14. Total Preferred Stock	39,913,100	0	0	(2,453,800)	37,459,300	0	0	39,913,100
15. Total Bonds and Preferred Stock	29,521,597,938	542,270,394	705,070,744	17,849,295	29,376,646,883	0	0	29,521,597,938

(a) Book/Adjusted Carrying Value column for the end of the current reporting period includes the following amount of short-term and cash equivalent bonds by NAIC designation:

NAIC 1 \$ .....0 ; NAIC 2 \$ .....5,000,000 ; NAIC 3 \$ .....0 NAIC 4 \$ .....0 ; NAIC 5 \$ .....0 ; NAIC 6 \$ .....0

S102

STATEMENT AS OF MARCH 31, 2023 OF GENWORTH LIFE INSURANCE COMPANY

**SCHEDULE DA - PART 1**

Short-Term Investments

	1	2	3	4	5
	Book/Adjusted Carrying Value	Par Value	Actual Cost	Interest Collected Year-to-Date	Paid for Accrued Interest Year-to-Date
7709999999 Totals	5,000,000	xxx	5,000,000	0	54,113

**SCHEDULE DA - VERIFICATION**

Short-Term Investments

	1	2
	Year To Date	Prior Year Ended December 31
1. Book/adjusted carrying value, December 31 of prior year .....	0	
2. Cost of short-term investments acquired .....	5,000,000	
3. Accrual of discount .....	0	
4. Unrealized valuation increase (decrease) .....	0	
5. Total gain (loss) on disposals .....	0	
6. Deduct consideration received on disposals .....	0	
7. Deduct amortization of premium .....	0	
8. Total foreign exchange change in book/adjusted carrying value .....	0	
9. Deduct current year's other than temporary impairment recognized .....	0	
10. Book/adjusted carrying value at end of current period (Lines 1+2+3+4+5-6-7+8-9) .....	5,000,000	0
11. Deduct total nonadmitted amounts .....	0	
12. Statement value at end of current period (Line 10 minus Line 11)	5,000,000	0



STATEMENT AS OF MARCH 31, 2023 OF GENWORTH LIFE INSURANCE COMPANY

**SCHEDULE DB - PART A - VERIFICATION**

Options, Caps, Floors, Collars, Swaps and Forwards

1. Book/Adjusted Carrying Value, December 31, prior year (Line 10, prior year) .....	6,950,940
2. Cost Paid/(Consideration Received) on additions .....	
3. Unrealized Valuation increase/(decrease) .....	
4. SSAP No. 108 adjustments .....	
5. Total gain (loss) on termination recognized .....	585,000
6. Considerations received/(paid) on terminations .....	585,000
7. Amortization .....	
8. Adjustment to the Book/Adjusted Carrying Value of hedged item .....	
9. Total foreign exchange change in Book/Adjusted Carrying Value .....	(2,689,450)
10. Book/Adjusted Carrying Value at End of Current Period (Lines 1+2+3+4+5-6+7+8+9) .....	4,261,490
11. Deduct nonadmitted assets .....	
12. Statement value at end of current period (Line 10 minus Line 11) .....	4,261,490

**SCHEDULE DB - PART B - VERIFICATION**

Futures Contracts

1. Book/Adjusted carrying value, December 31 of prior year (Line 6, prior year).....	
2. Cumulative cash change (Section 1, Broker Name/Net Cash Deposits Footnote - Cumulative Cash Change column) .....	
3.1 Add:	
Change in variation margin on open contracts - Highly Effective Hedges	
3.11 Section 1, Column 15, current year to date minus .....	
3.12 Section 1, Column 15, prior year .....	
Change in variation margin on open contracts - All Other	
3.13 Section 1, Column 18, current year to date minus .....	
3.14 Section 1, Column 18, prior year .....	
3.2 Add:	
Change in adjustment to basis of hedged item	
3.21 Section 1, Column 17, current year to date minus .....	
3.22 Section 1, Column 17, prior year .....	
Change in amount recognized	
3.23 Section 1, Column 19, current year to date minus .....	
3.24 Section 1, Column 19, prior year plus .....	
3.25 SSAP No. 108 adjustments .....	
3.3 Subtotal (Line 3.1 minus Line 3.2) .....	
4.1 Cumulative variation margin on terminated contracts during the year .....	
4.2 Less:	
4.21 Amount used to adjust basis of hedged item .....	
4.22 Amount recognized .....	
4.23 SSAP No. 108 adjustments .....	
4.3 Subtotal (Line 4.1 minus Line 4.2) .....	
5. Dispositions gains (losses) on contracts terminated in prior year:	
5.1 Total gain (loss) recognized for terminations in prior year .....	
5.2 Total gain (loss) adjusted into the hedged item(s) for terminations in prior year .....	
6. Book/Adjusted carrying value at end of current period (Lines 1+2+3.3-4.3-5.1-5.2) .....	
7. Deduct total nonadmitted amounts .....	
8. Statement value at end of current period (Line 6 minus Line 7) .....	

**NONE**

Schedule DB - Part C - Section 1 - Replication (Synthetic Asset) Transactions (RSATs) Open

**N O N E**

Schedule DB-Part C-Section 2-Reconciliation of Replication (Synthetic Asset) Transactions Open

**N O N E**

STATEMENT AS OF MARCH 31, 2023 OF GENWORTH LIFE INSURANCE COMPANY

**SCHEDULE DB - VERIFICATION**

Verification of Book/Adjusted Carrying Value, Fair Value and Potential Exposure of all Open Derivative Contracts

	Book/Adjusted Carrying Value Check
1. Part A, Section 1, Column 14.....	4,261,490
2. Part B, Section 1, Column 15 plus Part B, Section 1 Footnote - Total Ending Cash Balance.....	0
3. Total (Line 1 plus Line 2) .....	4,261,490
4. Part D, Section 1, Column 6 .....	4,694,390
5. Part D, Section 1, Column 7 .....	(432,900)
6. Total (Line 3 minus Line 4 minus Line 5) .....	0
	Fair Value Check
7. Part A, Section 1, Column 16 .....	(284,111,513)
8. Part B, Section 1, Column 13 .....	
9. Total (Line 7 plus Line 8) .....	(284,111,513)
10. Part D, Section 1, Column 9 .....	30,188,126
11. Part D, Section 1, Column 10 .....	(314,299,639)
12. Total (Line 9 minus Line 10 minus Line 11) .....	0
	Potential Exposure Check
13. Part A, Section 1, Column 21 .....	171,746,892
14. Part B, Section 1, Column 20 .....	
15. Part D, Section 1, Column 12 .....	171,746,892
16. Total (Line 13 plus Line 14 minus Line 15) .....	0

## STATEMENT AS OF MARCH 31, 2023 OF GENWORTH LIFE INSURANCE COMPANY

**SCHEDULE E - PART 2 - VERIFICATION**

(Cash Equivalents)

	1	2
	Year To Date	Prior Year Ended December 31
1. Book/adjusted carrying value, December 31 of prior year .....	432,059,799	271,731,543
2. Cost of cash equivalents acquired .....	762,986,376	3,352,246,612
3. Accrual of discount .....	0	0
4. Unrealized valuation increase (decrease) .....	0	0
5. Total gain (loss) on disposals .....	0	0
6. Deduct consideration received on disposals .....	778,291,879	3,191,918,356
7. Deduct amortization of premium .....	0	0
8. Total foreign exchange change in book/adjusted carrying value .....	0	0
9. Deduct current year's other than temporary impairment recognized .....	0	0
10. Book/adjusted carrying value at end of current period (Lines 1+2+3+4+5-6-7+8-9) .....	416,754,296	432,059,799
11. Deduct total nonadmitted amounts .....	0	0
12. Statement value at end of current period (Line 10 minus Line 11)	416,754,296	432,059,799

Schedule A - Part 2 - Real Estate Acquired and Additions Made

**N O N E**

Schedule A - Part 3 - Real Estate Disposed

**N O N E**

STATEMENT AS OF MARCH 31, 2023 OF GENWORTH LIFE INSURANCE COMPANY

**SCHEDULE B - PART 2**

Showing All Mortgage Loans ACQUIRED AND ADDITIONS MADE During the Current Quarter

1 Loan Number	2 Location		4 Loan Type	5 Date Acquired	6 Rate of Interest	7 Actual Cost at Time of Acquisition	8 Additional Investment Made After Acquisition	9 Value of Land and Buildings
	City	3 State						
901002228	Largo	MD		02/28/2023	4.660	11,063,037	0	22,500,000
901002229	Largo	MD		02/28/2023	6.250	2,700,000	0	22,500,000
901002245	Homer Glen	IL		01/06/2023	6.100	5,250,000	0	7,850,000
901002252	San Francisco	CA		03/09/2023	6.250	9,200,000	0	22,500,000
901002253	Sparks	MD		03/28/2023	5.800	9,200,000	0	13,500,000
0599999. Mortgages in good standing - Commercial mortgages-all other						37,413,037	0	88,850,000
0899999. Total Mortgages in good standing						37,413,037	0	88,850,000
1699999. Total - Restructured Mortgages						0	0	0
2499999. Total - Mortgages with overdue interest over 90 days						0	0	0
3299999. Total - Mortgages in the process of foreclosure						0	0	0
3399999 - Totals						37,413,037	0	88,850,000

**SCHEDULE B - PART 3**

Showing All Mortgage Loans DISPOSED, Transferred or Repaid During the Current Quarter

1 Loan Number	2 Location		4 Loan Type	5 Date Acquired	6 Disposal Date	7 Book Value/Recorded Investment Excluding Accrued Interest Prior Year	8 Change in Book Value/Recorded Investment					14 Book Value/Recorded Investment Excluding Accrued Interest on Disposal	15 Consid-eration	16 Foreign Exchange Gain (Loss) on Disposal	17 Realized Gain (Loss) on Disposal	18 Total Gain (Loss) on Disposal
	City	3 State					8 Unrealized Valuation Increase (Decrease)	9 Current Year's (Amortization) /Accretion	10 Current Year's Other-Than-Temporary Impairment Recognized	11 Capitalized Deferred Interest and Other	12 Total Change in Book Value (8+9-10+11)					
000005064	MOUNTAIN VIEW	CA		02/27/2003	02/21/2023	30,108	0	0	0	0	0	30,108	30,108	0	0	0
000005448	DANVILLE	CA		09/19/2003	02/28/2023	1,681,269	0	0	0	0	0	1,681,269	1,681,269	0	0	0
000005543	EL CERRITO	CA		12/17/2003	02/09/2023	273,311	0	0	0	0	0	273,311	273,311	0	0	0
000006556	OLYMPIA	WA		01/12/2006	01/06/2023	68,878	0	0	0	0	0	68,878	68,878	0	0	0
10000887	OAKDALE	MIN.		03/05/2007	02/01/2023	976,236	0	0	0	0	0	976,236	976,236	0	0	0
100001185	CENTERVILLE	VA		01/31/2008	01/11/2023	10,078,375	0	0	0	0	0	10,078,375	10,078,375	0	0	0
901000331	COMMACK	NY		03/29/2012	03/22/2023	26,000,000	0	0	0	0	0	26,000,000	26,000,000	0	0	0
901000497	BLOOMINGTON	MIN.		01/11/2013	02/16/2023	13,673,693	0	0	0	0	0	13,673,693	13,673,693	0	0	0
901000498	CHANTILLY	VA		03/12/2013	03/28/2023	3,092,582	0	0	0	0	0	3,092,582	3,092,582	0	0	0
901000522	SAN FRANCISCO	CA		03/21/2013	03/09/2023	9,047,589	0	0	0	0	0	9,047,589	9,047,589	0	0	0
901000526	DENVER	CO.		03/15/2013	03/08/2023	2,331,610	0	0	0	0	0	2,331,610	2,331,610	0	0	0
901001078	McHenry	IL		01/28/2016	01/19/2023	5,681,219	0	0	0	0	0	5,681,219	5,681,219	0	0	0
901001236	Largo	MD		01/24/2017	02/28/2023	11,104,640	0	0	0	0	0	11,104,640	11,104,640	0	0	0
901001853	Tequesta	FL		01/07/2020	01/27/2023	1,854,901	0	0	0	0	0	1,854,901	1,854,901	0	0	0
0199999. Mortgages closed by repayment						85,894,411	0	0	0	0	0	85,894,411	85,894,411	0	0	0
000003508	LOUISVILLE	KY.		09/07/1999		31,277	0	0	0	0	0	31,277	31,277	0	0	0
000003764	WESTLAKE VILLAGE	CA		06/07/2000		68,098	0	0	0	0	0	68,098	68,098	0	0	0

STATEMENT AS OF MARCH 31, 2023 OF GENWORTH LIFE INSURANCE COMPANY

**SCHEDULE B - PART 3**

Showing All Mortgage Loans DISPOSED, Transferred or Repaid During the Current Quarter

1 Loan Number	2 Location		4 Loan Type	5 Date Acquired	6 Disposal Date	7 Book Value/ Recorded Investment Excluding Accrued Interest Prior Year	8 Change in Book Value/Recorded Investment						14 Book Value/ Recorded Investment Excluding Accrued Interest on Disposal	15 Consid- eration	16 Foreign Exchange Gain (Loss) on Disposal	17 Realized Gain (Loss) on Disposal	18 Total Gain (Loss) on Disposal
	2 City	3 State					8 Unrealized Valuation Increase (Decrease)	9 Current Year's (Amortization) /Accretion	10 Current Year's Other- Than- Temporary Impairment Recognized	11 Capitalized Deferred Interest and Other	12 Total Change in Book Value (8+9-10+11)	13 Total Foreign Exchange Change in Book Value					
00004306	AUSTIN	TX		09/05/2001		51,223	0	0	0	0	0	0	51,223	51,223	0	0	0
00004311	REDWOOD CITY	CA		08/30/2001		79,217	0	0	0	0	0	0	79,217	79,217	0	0	0
00004482	DESTIN	FL		03/01/2002		123,307	0	0	0	0	0	0	123,307	123,307	0	0	0
00004507	TORRANCE	CA		03/25/2002		413,411	0	0	0	0	0	0	413,411	413,411	0	0	0
00004708	BOYNTON BEACH	FL		09/13/2002		32,080	0	0	0	0	0	0	32,080	32,080	0	0	0
00004734	HENDERSON	NV		09/25/2002		21,972	0	0	0	0	0	0	21,972	21,972	0	0	0
00004804	ANAHEIM	CA		11/07/2002		24,679	0	0	0	0	0	0	24,679	24,679	0	0	0
00004822	FOREST PARK	GA		10/31/2002		72,981	0	0	0	0	0	0	72,981	72,981	0	0	0
00004834	SAN JOSE	CA		11/01/2002		28,827	0	0	0	0	0	0	28,827	28,827	0	0	0
00005304	HIRAM	GA		07/09/2003		51,237	0	0	0	0	0	0	51,237	51,237	0	0	0
00005308	GOLETA	CA		08/08/2003		72,236	0	0	0	0	0	0	72,236	72,236	0	0	0
00005379	LAKELAND	TN		08/20/2003		32,682	0	0	0	0	0	0	32,682	32,682	0	0	0
00005402	MUSKEGON	MI		10/07/2003		57,634	0	0	0	0	0	0	57,634	57,634	0	0	0
00005515	FARMINGDALE	NY		11/13/2003		33,258	0	0	0	0	0	0	33,258	33,258	0	0	0
00005579	SAN RAFAEL	CA		01/20/2004		27,642	0	0	0	0	0	0	27,642	27,642	0	0	0
00005638	SACRAMENTO	CA		02/27/2004		18,126	0	0	0	0	0	0	18,126	18,126	0	0	0
00005645	FRAZER	PA		10/14/2004		76,965	0	0	0	0	0	0	76,965	76,965	0	0	0
00005676	SEATTLE	WA		04/08/2004		31,805	0	0	0	0	0	0	31,805	31,805	0	0	0
00005678	WEST PALM BEACH	FL		04/12/2004		39,292	0	0	0	0	0	0	39,292	39,292	0	0	0
00005691	STAMFORD	CT		07/06/2004		173,673	0	0	0	0	0	0	173,673	173,673	0	0	0
00005701	SANTA CLARITA	CA		06/09/2004		31,995	0	0	0	0	0	0	31,995	31,995	0	0	0
00005723	MCMURRAY	PA		11/19/2004		81,156	0	0	0	0	0	0	81,156	81,156	0	0	0
00005727	WINTER HAVEN	FL		06/04/2004		28,576	0	0	0	0	0	0	28,576	28,576	0	0	0
00005756	ELK GROVE	CA		01/04/2006		40,464	0	0	0	0	0	0	40,464	40,464	0	0	0
00005802	NORTHPORT	NY		07/20/2004		57,559	0	0	0	0	0	0	57,559	57,559	0	0	0
00005852	STOCKTON	CA		09/30/2004		35,507	0	0	0	0	0	0	35,507	35,507	0	0	0
00005853	SALT LAKE CITY	UT		08/17/2004		11,639	0	0	0	0	0	0	11,639	11,639	0	0	0
00005858	ONTARIO	CA		12/10/2004		28,074	0	0	0	0	0	0	28,074	28,074	0	0	0
00005880	PORT ORANGE	FL		09/28/2004		30,909	0	0	0	0	0	0	30,909	30,909	0	0	0
00005915	CANANDAIGUA	NY		11/18/2004		31,741	0	0	0	0	0	0	31,741	31,741	0	0	0
00005927	NORTH LAS VEGAS	NV		11/11/2004		39,196	0	0	0	0	0	0	39,196	39,196	0	0	0
00005941	MACEDONIA	OH		12/27/2004		36,580	0	0	0	0	0	0	36,580	36,580	0	0	0
00005942	UPLAND	CA		11/15/2005		445,001	0	0	0	0	0	0	445,001	445,001	0	0	0
00005982	WOODBURY	MINN.		12/27/2004		161,553	0	0	0	0	0	0	161,553	161,553	0	0	0
00005988	LOS ANGELES	CA		04/25/2005		93,295	0	0	0	0	0	0	93,295	93,295	0	0	0
00006004	INCLINE VILLAGE	NV		02/09/2005		45,825	0	0	0	0	0	0	45,825	45,825	0	0	0
00006029	READING	PA		01/09/2006		133,772	0	0	0	0	0	0	133,772	133,772	0	0	0
00006061	NEWTOWN	PA		03/16/2005		127,909	0	0	0	0	0	0	127,909	127,909	0	0	0
00006077	TEQUESTA	FL		04/20/2005		54,641	0	0	0	0	0	0	54,641	54,641	0	0	0
00006088	LINCOLN	NE		04/18/2005		107,295	0	0	0	0	0	0	107,295	107,295	0	0	0
00006128	LINCOLN	NE		10/02/2006		38,607	0	0	0	0	0	0	38,607	38,607	0	0	0
00006197	VICTORVILLE	CA		09/28/2005		27,975	0	0	0	0	0	0	27,975	27,975	0	0	0
00006211	HARRISON TOWNSHIP	MI		08/01/2005		99,223	0	0	0	0	0	0	99,223	99,223	0	0	0
00006215	FREDERICK	MD		08/03/2005		86,575	0	0	0	0	0	0	86,575	86,575	0	0	0
00006232	VALENCIA	CA		07/22/2005		24,365	0	0	0	0	0	0	24,365	24,365	0	0	0
00006271	ANN ARBOR	MI		07/21/2005		31,330	0	0	0	0	0	0	31,330	31,330	0	0	0
00006332	STUDIO CITY	CA		07/19/2005		45,066	0	0	0	0	0	0	45,066	45,066	0	0	0
00006348	BEDFORD	NH		08/26/2005		30,847	0	0	0	0	0	0	30,847	30,847	0	0	0
00006447	RIVERVIEW	FL		12/12/2005		18,052	0	0	0	0	0	0	18,052	18,052	0	0	0
00006479	PHILADELPHIA	PA		05/22/2006		47,330	0	0	0	0	0	0	47,330	47,330	0	0	0
00006518	BEAVERTON	OR		12/12/2005		36,774	0	0	0	0	0	0	36,774	36,774	0	0	0

STATEMENT AS OF MARCH 31, 2023 OF GENWORTH LIFE INSURANCE COMPANY

**SCHEDULE B - PART 3**

Showing All Mortgage Loans DISPOSED, Transferred or Repaid During the Current Quarter

1 Loan Number	2 Location		4 Loan Type	5 Date Acquired	6 Disposal Date	7 Book Value/ Recorded Investment Excluding Accrued Interest Prior Year	8 Change in Book Value/Recorded Investment					14 Book Value/ Recorded Investment Excluding Accrued Interest on Disposal	15 Consid- eration	16 Foreign Exchange Gain (Loss) on Disposal	17 Realized Gain (Loss) on Disposal	18 Total Gain (Loss) on Disposal	
	2 City	3 State					8 Unrealized Valuation Increase (Decrease)	9 Current Year's (Amortization) /Accretion	10 Current Year's Other- Than- Temporary Impairment Recognized	11 Capitalized Deferred Interest and Other	12 Total Change in Book Value (8+9-10+11)						13 Total Foreign Exchange Change in Book Value
000006525	AKRON	OH		11/01/2007		279,691	0	0	0	0	0	0	279,691	279,691	0	0	0
000006549	HOUSTON	TX		01/31/2006		75,094	0	0	0	0	0	0	75,094	75,094	0	0	0
000006567	BOYNTON BEACH	FL		02/06/2006		15,208	0	0	0	0	0	0	15,208	15,208	0	0	0
100000209	HARLEYSVILLE	PA		11/21/2006		140,968	0	0	0	0	0	0	140,968	140,968	0	0	0
100000271	DENVER	CO		04/10/2006		11,288	0	0	0	0	0	0	11,288	11,288	0	0	0
100000310	ST. LOUIS	MO		05/19/2006		152,037	0	0	0	0	0	0	152,037	152,037	0	0	0
100000316	NEWMAN	CA		05/22/2006		134,508	0	0	0	0	0	0	134,508	134,508	0	0	0
100000329	SOMERVILLE	MA		01/11/2008		105,261	0	0	0	0	0	0	105,261	105,261	0	0	0
100000378	KINGWOOD	TX		05/26/2006		25,737	0	0	0	0	0	0	25,737	25,737	0	0	0
100000421	NORCO	CA		06/28/2006		41,366	0	0	0	0	0	0	41,366	41,366	0	0	0
100000450	Salt Lake City	UT		08/30/2007		203,993	0	0	0	0	0	0	203,993	203,993	0	0	0
100000451	SALT LAKE CITY	UT		06/29/2006		82,361	0	0	0	0	0	0	82,361	82,361	0	0	0
100000471	ELGIN	IL		06/30/2006		362,847	0	0	0	0	0	0	362,847	362,847	0	0	0
100000528	CHAPEL HILL	NC		05/09/2007		25,000	0	0	0	0	0	0	25,000	25,000	0	0	0
100000534	DEKALB	IL		10/31/2007		115,333	0	0	0	0	0	0	115,333	115,333	0	0	0
100000598	EAGAN	MN		08/01/2006		85,620	0	0	0	0	0	0	85,620	85,620	0	0	0
100000636	KUTZTOWN	PA		08/28/2006		69,341	0	0	0	0	0	0	69,341	69,341	0	0	0
100000637	BETHLEHEM	PA		09/15/2006		34,617	0	0	0	0	0	0	34,617	34,617	0	0	0
100000638	MOUNT POCONO	PA		08/28/2006		34,803	0	0	0	0	0	0	34,803	34,803	0	0	0
100000639	LACEY	WA		12/21/2006		110,494	0	0	0	0	0	0	110,494	110,494	0	0	0
100000641	LEAGUE CITY	TX		06/18/2007		89,653	0	0	0	0	0	0	89,653	89,653	0	0	0
100000659	LAS VEGAS	NV		10/03/2006		12,883	0	0	0	0	0	0	12,883	12,883	0	0	0
100000683	LA JOLLA	CA		10/02/2006		22,851	0	0	0	0	0	0	22,851	22,851	0	0	0
100000690	HAUPPAUGE	NY		11/29/2006		58,804	0	0	0	0	0	0	58,804	58,804	0	0	0
100000721	CHESAPEAKE	VA		12/12/2006		19,072	0	0	0	0	0	0	19,072	19,072	0	0	0
100000738	FAIRLESS HILLS	PA		01/08/2007		99,264	0	0	0	0	0	0	99,264	99,264	0	0	0
100000789	SAN JOSE	CA		01/30/2007		42,142	0	0	0	0	0	0	42,142	42,142	0	0	0
100000797	PHILADELPHIA	PA		10/15/2007		16,005	0	0	0	0	0	0	16,005	16,005	0	0	0
100000802	COLUMBUS	OH		03/02/2007		46,266	0	0	0	0	0	0	46,266	46,266	0	0	0
100000891	LINCOLN	NE		03/15/2007		31,005	0	0	0	0	0	0	31,005	31,005	0	0	0
100000919	CLIFTON	NJ		02/01/2007		34,539	0	0	0	0	0	0	34,539	34,539	0	0	0
100000956	DANVILLE	VA		03/06/2007		30,779	0	0	0	0	0	0	30,779	30,779	0	0	0
100000991	ROUND ROCK	TX		04/13/2007		65,106	0	0	0	0	0	0	65,106	65,106	0	0	0
100001107	THOUSAND OAKS	CA		07/24/2007		29,756	0	0	0	0	0	0	29,756	29,756	0	0	0
100001126	AKRON	OH		04/15/2008		127,584	0	0	0	0	0	0	127,584	127,584	0	0	0
100001297	CARSON	CA		10/04/2007		41,093	0	0	0	0	0	0	41,093	41,093	0	0	0
100001311	MIDLOTHIAN	VA		10/22/2007		150,516	0	0	0	0	0	0	150,516	150,516	0	0	0
100001362	CLEMSON	SC		06/26/2008		60,264	0	0	0	0	0	0	60,264	60,264	0	0	0
100001384	EVERETT	WA		01/11/2008		22,340	0	0	0	0	0	0	22,340	22,340	0	0	0
100001394	VIRGINIA BEACH	VA		12/27/2007		13,663	0	0	0	0	0	0	13,663	13,663	0	0	0
100001421	SCOTTSDALE	AZ		12/14/2007		8,847	0	0	0	0	0	0	8,847	8,847	0	0	0
100001425	BILLERICA	MA		02/25/2008		46,334	0	0	0	0	0	0	46,334	46,334	0	0	0
110001145	LINDON	UT		02/15/2008		7,392	0	0	0	0	0	0	7,392	7,392	0	0	0
110001218	CARLSBAD	CA		02/15/2008		7,752	0	0	0	0	0	0	7,752	7,752	0	0	0
300005390	GLENVIEW	IL		11/18/2003		211,989	0	0	0	0	0	0	211,989	211,989	0	0	0
300005594	BOLINGBROOK	IL		12/31/2003		298,327	0	0	0	0	0	0	298,327	298,327	0	0	0
300005917	SMITHTON	PA		12/06/2004		319,843	0	0	0	0	0	0	319,843	319,843	0	0	0
900000091	CHARLOTTE	NC		10/31/2008		84,261	0	0	0	0	0	0	84,261	84,261	0	0	0
901000230	LOUISBURG	NC		02/07/2011		35,228	0	0	0	0	0	0	35,228	35,228	0	0	0
901000233	MANDEVILLE	LA		02/28/2011		91,653	0	0	0	0	0	0	91,653	91,653	0	0	0
901000245	CORTE MADERA	CA		03/31/2011		35,424	0	0	0	0	0	0	35,424	35,424	0	0	0

E02.2



STATEMENT AS OF MARCH 31, 2023 OF GENWORTH LIFE INSURANCE COMPANY

**SCHEDULE B - PART 3**

Showing All Mortgage Loans DISPOSED, Transferred or Repaid During the Current Quarter

1 Loan Number	Location		4 Loan Type	5 Date Acquired	6 Disposal Date	7 Book Value/ Recorded Investment Excluding Accrued Interest Prior Year	Change in Book Value/Recorded Investment					14 Book Value/ Recorded Investment Excluding Accrued Interest on Disposal	15 Consid- eration	16 Foreign Exchange Gain (Loss) on Disposal	17 Realized Gain (Loss) on Disposal	18 Total Gain (Loss) on Disposal	
	2 City	3 State					8 Unrealized Valuation Increase (Decrease)	9 Current Year's (Amortization) /Accretion	10 Current Year's Other- Than- Temporary Impairment Recognized	11 Capitalized Deferred Interest and Other	12 Total Change in Book Value (8+9-10+11)						13 Total Foreign Exchange Change in Book Value
901000246	HOUSTON	TX		05/03/2011		78,211	0	0	0	0	0	0	78,211	78,211	0	0	0
901000252	GAITHERSBURG	MD		06/29/2011		116,908	0	0	0	0	0	0	116,908	116,908	0	0	0
901000261	PINELLAS PARK	FL		06/09/2011		115,947	0	0	0	0	0	0	115,947	115,947	0	0	0
901000267	SALT LAKE CITY	UT		06/10/2011		11,306	0	0	0	0	0	0	11,306	11,306	0	0	0
901000269	MIDDLESEX	NJ		10/31/2011		13,853	0	0	0	0	0	0	13,853	13,853	0	0	0
901000287	RICHBORO	PA		01/23/2012		21,362	0	0	0	0	0	0	21,362	21,362	0	0	0
901000289	ARCADIA	CA		10/17/2011		41,774	0	0	0	0	0	0	41,774	41,774	0	0	0
901000293	SHALLOTTE	NC		12/27/2011		68,210	0	0	0	0	0	0	68,210	68,210	0	0	0
901000300	LOUISVILLE	KY		11/01/2011		21,766	0	0	0	0	0	0	21,766	21,766	0	0	0
901000310	LOS ANGELES	CA		12/20/2011		70,070	0	0	0	0	0	0	70,070	70,070	0	0	0
901000326	LAKEWAY	TX		03/01/2012		76,084	0	0	0	0	0	0	76,084	76,084	0	0	0
901000328	OMAHA	NE		07/05/2012		111,374	0	0	0	0	0	0	111,374	111,374	0	0	0
901000330	SAN JOSE	CA		02/27/2012		25,192	0	0	0	0	0	0	25,192	25,192	0	0	0
901000338	FREDERICK	MD		04/02/2012		47,480	0	0	0	0	0	0	47,480	47,480	0	0	0
901000349	WASHINGTON	DC		06/07/2012		42,912	0	0	0	0	0	0	42,912	42,912	0	0	0
901000350	WASHINGTON	DC		06/07/2012		8,381	0	0	0	0	0	0	8,381	8,381	0	0	0
901000359	MOUNTAIN VIEW	CA		02/28/2013		59,781	0	0	0	0	0	0	59,781	59,781	0	0	0
901000363	STUDIO CITY	CA		06/01/2012		22,265	0	0	0	0	0	0	22,265	22,265	0	0	0
901000380	PALM BEACH GARDENS	FL		11/28/2012		754,984	0	0	0	0	0	0	754,984	754,984	0	0	0
901000382	PALM BEACH GARDENS	FL		11/01/2013		73,187	0	0	0	0	0	0	73,187	73,187	0	0	0
901000386	ROSEMOUNT	MIN		08/29/2012		116,801	0	0	0	0	0	0	116,801	116,801	0	0	0
901000388	SALT LAKE CITY	UT		10/17/2012		190,938	0	0	0	0	0	0	190,938	190,938	0	0	0
901000392	PORTLAND	OR		09/21/2012		70,083	0	0	0	0	0	0	70,083	70,083	0	0	0
901000403	LA MIRADA	CA		08/01/2012		37,137	0	0	0	0	0	0	37,137	37,137	0	0	0
901000404	RANCHO CUCAMONGA	CA		09/04/2012		49,488	0	0	0	0	0	0	49,488	49,488	0	0	0
901000408	PHILADELPHIA	PA		10/04/2012		81,521	0	0	0	0	0	0	81,521	81,521	0	0	0
901000428	RICHMOND	VA		09/28/2012		31,113	0	0	0	0	0	0	31,113	31,113	0	0	0
901000430	SAN JOSE	CA		02/01/2013		184,920	0	0	0	0	0	0	184,920	184,920	0	0	0
901000435	SANTA BARBARA	CA		11/09/2012		30,561	0	0	0	0	0	0	30,561	30,561	0	0	0
901000442	NEW YORK	NY		12/26/2012		27,290	0	0	0	0	0	0	27,290	27,290	0	0	0
901000449	BOCA RATON	FL		10/31/2012		49,583	0	0	0	0	0	0	49,583	49,583	0	0	0
901000462	HAUPPAUGE	NY		12/20/2012		88,992	0	0	0	0	0	0	88,992	88,992	0	0	0
901000464	HOUSTON	TX		12/14/2012		272,124	0	0	0	0	0	0	272,124	272,124	0	0	0
901000466	HAUPPAUGE	NY		12/20/2012		104,756	0	0	0	0	0	0	104,756	104,756	0	0	0
901000468	TORRANCE	CA		12/17/2012		181,590	0	0	0	0	0	0	181,590	181,590	0	0	0
901000486	HAINES CITY	FL		03/25/2013		90,964	0	0	0	0	0	0	90,964	90,964	0	0	0
901000489	JACKSON HEIGHTS	NY		03/08/2013		37,787	0	0	0	0	0	0	37,787	37,787	0	0	0
901000491	SHORT HILLS	NJ		02/25/2013		83,346	0	0	0	0	0	0	83,346	83,346	0	0	0
901000500	DENVER	CO		03/13/2013		28,021	0	0	0	0	0	0	28,021	28,021	0	0	0
901000504	LOGAN	UT		02/05/2013		75,041	0	0	0	0	0	0	75,041	75,041	0	0	0
901000505	CHAPEL HILL	NC		05/22/2013		48,008	0	0	0	0	0	0	48,008	48,008	0	0	0
901000510	PORTLAND	OR		02/14/2013		24,377	0	0	0	0	0	0	24,377	24,377	0	0	0
901000512	NEW YORK	NY		02/28/2013		20,125	0	0	0	0	0	0	20,125	20,125	0	0	0
901000520	NEW YORK	NY		09/10/2013		129,071	0	0	0	0	0	0	129,071	129,071	0	0	0
901000523	SPRINGVILLE	UT		04/16/2013		13,299	0	0	0	0	0	0	13,299	13,299	0	0	0
901000524	SOUTH PLAINFIELD	NJ		07/02/2013		33,388	0	0	0	0	0	0	33,388	33,388	0	0	0
901000545	OREM	UT		04/22/2013		104,929	0	0	0	0	0	0	104,929	104,929	0	0	0
901000547	SAN FRANCISCO	CA		04/05/2013		63,229	0	0	0	0	0	0	63,229	63,229	0	0	0
901000564	LOUISVILLE	KY		06/28/2013		28,438	0	0	0	0	0	0	28,438	28,438	0	0	0
901000577	HANOVER	MD		05/29/2013		113,630	0	0	0	0	0	0	113,630	113,630	0	0	0
901000579	FLORAL PARK	NY		05/30/2013		38,406	0	0	0	0	0	0	38,406	38,406	0	0	0

STATEMENT AS OF MARCH 31, 2023 OF GENWORTH LIFE INSURANCE COMPANY

**SCHEDULE B - PART 3**

Showing All Mortgage Loans DISPOSED, Transferred or Repaid During the Current Quarter

1 Loan Number	2 Location		4 Loan Type	5 Date Acquired	6 Disposal Date	7 Book Value/ Recorded Investment Excluding Accrued Interest Prior Year	8 Change in Book Value/Recorded Investment					14 Book Value/ Recorded Investment Excluding Accrued Interest on Disposal	15 Consid- eration	16 Foreign Exchange Gain (Loss) on Disposal	17 Realized Gain (Loss) on Disposal	18 Total Gain (Loss) on Disposal	
	2 City	3 State					8 Unrealized Valuation Increase (Decrease)	9 Current Year's (Amortization) /Accretion	10 Current Year's Other- Than- Temporary Impairment Recognized	11 Capitalized Deferred Interest and Other	12 Total Change in Book Value (8+9-10+11)						13 Total Foreign Exchange Change in Book Value
901000581	LINTHICUM	MD		07/03/2013		154,085	0	0	0	0	0	0	154,085	154,085	0	0	0
901000591	SCAPPOOSE	OR		08/08/2013		29,743	0	0	0	0	0	0	29,743	29,743	0	0	0
901000593	DENVER	CO		07/22/2013		22,522	0	0	0	0	0	0	22,522	22,522	0	0	0
901000594	ZEPHYRHILLS	FL		07/29/2013		200,296	0	0	0	0	0	0	200,296	200,296	0	0	0
901000601	PHILADELPHIA	PA		09/09/2013		79,606	0	0	0	0	0	0	79,606	79,606	0	0	0
901000603	RICHMOND	VA		08/05/2013		68,435	0	0	0	0	0	0	68,435	68,435	0	0	0
901000604	HUNTINGTON BEACH	CA		08/12/2013		29,943	0	0	0	0	0	0	29,943	29,943	0	0	0
901000606	CRESCENT SPRINGS	KY		08/30/2013		52,695	0	0	0	0	0	0	52,695	52,695	0	0	0
901000612	RIVERVIEW	FL		09/09/2013		13,966	0	0	0	0	0	0	13,966	13,966	0	0	0
901000614	LEXINGTON	SC		07/24/2013		72,760	0	0	0	0	0	0	72,760	72,760	0	0	0
901000617	BURBANK	CA		09/19/2013		45,268	0	0	0	0	0	0	45,268	45,268	0	0	0
901000624	LOGAN	UT		08/30/2013		101,968	0	0	0	0	0	0	101,968	101,968	0	0	0
901000633	SEATTLE	WA		09/11/2013		52,297	0	0	0	0	0	0	52,297	52,297	0	0	0
901000638	FEASTERVILLE	PA		11/06/2013		276,666	0	0	0	0	0	0	276,666	276,666	0	0	0
901000644	HUNTINGTON	NY		11/12/2013		29,745	0	0	0	0	0	0	29,745	29,745	0	0	0
901000647	NEW CANAAN	CT		11/22/2013		49,262	0	0	0	0	0	0	49,262	49,262	0	0	0
901000648	Hillsboro	OR		01/02/2014		59,234	0	0	0	0	0	0	59,234	59,234	0	0	0
901000659	CLEVELAND	OH		11/22/2013		35,528	0	0	0	0	0	0	35,528	35,528	0	0	0
901000660	ARBUS	MD		12/10/2013		32,875	0	0	0	0	0	0	32,875	32,875	0	0	0
901000671	HICKORY	NC		11/27/2013		94,097	0	0	0	0	0	0	94,097	94,097	0	0	0
901000676	SAN JUAN CAPISTRANO	CA		11/27/2013		27,609	0	0	0	0	0	0	27,609	27,609	0	0	0
901000677	Gastonia	NC		05/09/2014		1,021,424	0	0	0	0	0	0	1,021,424	1,021,424	0	0	0
901000678	SALT LAKE CITY	UT		12/23/2013		88,008	0	0	0	0	0	0	88,008	88,008	0	0	0
901000685	ALBUQUERQUE	NM		01/17/2014		48,970	0	0	0	0	0	0	48,970	48,970	0	0	0
901000691	AURORA	CO		12/27/2013		24,330	0	0	0	0	0	0	24,330	24,330	0	0	0
901000693	CINCINNATI	OH		12/18/2013		19,839	0	0	0	0	0	0	19,839	19,839	0	0	0
901000694	TAMPA	FL		12/11/2013		31,395	0	0	0	0	0	0	31,395	31,395	0	0	0
901000704	SALT LAKE CITY	UT		12/19/2013		15,073	0	0	0	0	0	0	15,073	15,073	0	0	0
901000712	WALNUT CREEK	CA		02/25/2014		25,280	0	0	0	0	0	0	25,280	25,280	0	0	0
901000719	Federal Way	WA		03/21/2014		126,443	0	0	0	0	0	0	126,443	126,443	0	0	0
901000722	HENDERSON	NV		03/10/2014		85,722	0	0	0	0	0	0	85,722	85,722	0	0	0
901000729	Porterville	CA		03/31/2014		27,595	0	0	0	0	0	0	27,595	27,595	0	0	0
901000730	Marlton	NJ		04/15/2014		20,802	0	0	0	0	0	0	20,802	20,802	0	0	0
901000731	Atlanta	GA		08/28/2014		46,622	0	0	0	0	0	0	46,622	46,622	0	0	0
901000736	Sterling	VA		05/16/2014		33,443	0	0	0	0	0	0	33,443	33,443	0	0	0
901000743	Austin	TX		05/02/2014		133,085	0	0	0	0	0	0	133,085	133,085	0	0	0
901000746	West Chester	PA		05/13/2014		98,859	0	0	0	0	0	0	98,859	98,859	0	0	0
901000753	Houston	TX		06/10/2014		51,105	0	0	0	0	0	0	51,105	51,105	0	0	0
901000754	Kyle	TX		07/03/2014		39,012	0	0	0	0	0	0	39,012	39,012	0	0	0
901000770	Las Vegas	NV		04/29/2014		49,068	0	0	0	0	0	0	49,068	49,068	0	0	0
901000777	Salt Lake City	UT		06/03/2014		61,532	0	0	0	0	0	0	61,532	61,532	0	0	0
901000779	Melville	NY		08/08/2014		90,212	0	0	0	0	0	0	90,212	90,212	0	0	0
901000795	Berkeley	CA		07/02/2014		30,421	0	0	0	0	0	0	30,421	30,421	0	0	0
901000799	Tucson	AZ		08/08/2014		23,432	0	0	0	0	0	0	23,432	23,432	0	0	0
901000800	Garden City	NY		08/27/2014		76,049	0	0	0	0	0	0	76,049	76,049	0	0	0
901000801	Garden City	NY		08/27/2014		15,210	0	0	0	0	0	0	15,210	15,210	0	0	0
901000803	Greenwood Village	CO		07/31/2014		24,568	0	0	0	0	0	0	24,568	24,568	0	0	0
901000808	Gilbert	AZ		08/20/2014		29,319	0	0	0	0	0	0	29,319	29,319	0	0	0
901000815	Arcadia	CA		05/18/2015		83,894	0	0	0	0	0	0	83,894	83,894	0	0	0
901000816	Oklahoma City	OK		08/08/2014		25,007	0	0	0	0	0	0	25,007	25,007	0	0	0
901000821	Wilsonville	OR		08/14/2014		110,553	0	0	0	0	0	0	110,553	110,553	0	0	0

STATEMENT AS OF MARCH 31, 2023 OF GENWORTH LIFE INSURANCE COMPANY

**SCHEDULE B - PART 3**

Showing All Mortgage Loans DISPOSED, Transferred or Repaid During the Current Quarter

1 Loan Number	2 Location		4 Loan Type	5 Date Acquired	6 Disposal Date	7 Book Value/ Recorded Investment Excluding Accrued Interest Prior Year	8 Change in Book Value/Recorded Investment					14 Book Value/ Recorded Investment Excluding Accrued Interest on Disposal	15 Consid- eration	16 Foreign Exchange Gain (Loss) on Disposal	17 Realized Gain (Loss) on Disposal	18 Total Gain (Loss) on Disposal	
	2 City	3 State					8 Unrealized Valuation Increase (Decrease)	9 Current Year's (Amortization) /Accretion	10 Current Year's Other- Than- Temporary Impairment Recognized	11 Capitalized Deferred Interest and Other	12 Total Change in Book Value (8+9-10+11)						13 Total Foreign Exchange Change in Book Value
901000827	Denver	CO		09/26/2014		21,670	0	0	0	0	0	0	21,670	21,670	0	0	0
901000835	Gahanna	OH		10/10/2014		113,790	0	0	0	0	0	0	113,790	113,790	0	0	0
901000838	Lutz	FL		09/26/2014		31,353	0	0	0	0	0	0	31,353	31,353	0	0	0
901000842	San Francisco	CA		01/16/2015		147,862	0	0	0	0	0	0	147,862	147,862	0	0	0
901000845	Jacksonville	FL		09/30/2014		141,267	0	0	0	0	0	0	141,267	141,267	0	0	0
901000846	Hanford	CA		11/03/2014		88,968	0	0	0	0	0	0	88,968	88,968	0	0	0
901000847	Fountain Valley	CA		11/06/2014		38,377	0	0	0	0	0	0	38,377	38,377	0	0	0
901000850	Las Vegas	NV		10/30/2014		23,841	0	0	0	0	0	0	23,841	23,841	0	0	0
901000851	Gahanna	OH		11/24/2014		30,592	0	0	0	0	0	0	30,592	30,592	0	0	0
901000854	Oceanside	CA		01/08/2015		25,500	0	0	0	0	0	0	25,500	25,500	0	0	0
901000856	Gaithersburg	MD		12/01/2014		35,316	0	0	0	0	0	0	35,316	35,316	0	0	0
901000861	Brentwood	MO		12/23/2014		36,024	0	0	0	0	0	0	36,024	36,024	0	0	0
901000864	Spokane	WA		12/05/2014		125,875	0	0	0	0	0	0	125,875	125,875	0	0	0
901000865	Fairless Hills	PA		01/23/2015		80,048	0	0	0	0	0	0	80,048	80,048	0	0	0
901000868	Houston	TX		11/25/2014		30,228	0	0	0	0	0	0	30,228	30,228	0	0	0
901000878	Falls Church	VA		01/12/2015		48,724	0	0	0	0	0	0	48,724	48,724	0	0	0
901000879	Omaha	NE		12/19/2014		78,241	0	0	0	0	0	0	78,241	78,241	0	0	0
901000881	Brooklyn	NY		12/29/2014		138,726	0	0	0	0	0	0	138,726	138,726	0	0	0
901000883	Cutler Bay	FL		12/23/2014		35,022	0	0	0	0	0	0	35,022	35,022	0	0	0
901000893	Temecula	CA		12/18/2014		45,014	0	0	0	0	0	0	45,014	45,014	0	0	0
901000895	SANDY	UT		01/26/2015		102,575	0	0	0	0	0	0	102,575	102,575	0	0	0
901000899	LEHI	UT		02/12/2015		84,980	0	0	0	0	0	0	84,980	84,980	0	0	0
901000901	Woodbury	MN		03/24/2015		32,159	0	0	0	0	0	0	32,159	32,159	0	0	0
901000902	McKinney	TX		01/07/2015		22,811	0	0	0	0	0	0	22,811	22,811	0	0	0
901000903	Wellesley	MA		02/20/2015		35,066	0	0	0	0	0	0	35,066	35,066	0	0	0
901000910	Victoria	TX		01/29/2015		28,590	0	0	0	0	0	0	28,590	28,590	0	0	0
901000914	WILMINGTON	NC		03/31/2015		46,098	0	0	0	0	0	0	46,098	46,098	0	0	0
901000915	Germantown	TN		03/20/2015		158,713	0	0	0	0	0	0	158,713	158,713	0	0	0
901000919	CHARLOTTE	NC		02/25/2015		54,659	0	0	0	0	0	0	54,659	54,659	0	0	0
901000927	La Porte	TX		03/30/2015		21,272	0	0	0	0	0	0	21,272	21,272	0	0	0
901000930	Redwood City	CA		04/10/2015		36,396	0	0	0	0	0	0	36,396	36,396	0	0	0
901000936	Phoenix	AZ		04/17/2015		8,627	0	0	0	0	0	0	8,627	8,627	0	0	0
901000937	Long Beach	CA		04/23/2015		47,163	0	0	0	0	0	0	47,163	47,163	0	0	0
901000939	TIGARD	OR		04/30/2015		15,656	0	0	0	0	0	0	15,656	15,656	0	0	0
901000940	Chesterfield	VA		05/19/2015		22,309	0	0	0	0	0	0	22,309	22,309	0	0	0
901000942	South Portland	ME		05/08/2015		41,442	0	0	0	0	0	0	41,442	41,442	0	0	0
901000943	Tulsa	OK		04/30/2015		81,707	0	0	0	0	0	0	81,707	81,707	0	0	0
901000944	Seattle	WA		06/05/2015		16,796	0	0	0	0	0	0	16,796	16,796	0	0	0
901000952	Escondido	CA		05/05/2015		29,865	0	0	0	0	0	0	29,865	29,865	0	0	0
901000962	Milwaukee	WI		08/11/2015		34,576	0	0	0	0	0	0	34,576	34,576	0	0	0
901000965	Centennial	CO		05/21/2015		83,877	0	0	0	0	0	0	83,877	83,877	0	0	0
901000966	Fallbrook	CA		08/11/2015		50,873	0	0	0	0	0	0	50,873	50,873	0	0	0
901000969	Kennesaw	GA		11/16/2015		34,687	0	0	0	0	0	0	34,687	34,687	0	0	0
901000970	Salt Lake City	UT		07/17/2015		123,278	0	0	0	0	0	0	123,278	123,278	0	0	0
901000973	Zephyrhills	FL		08/03/2015		33,474	0	0	0	0	0	0	33,474	33,474	0	0	0
901000974	Costa Mesa	CA		06/02/2015		24,785	0	0	0	0	0	0	24,785	24,785	0	0	0
901000975	Hauppauge	NY		05/28/2015		107,139	0	0	0	0	0	0	107,139	107,139	0	0	0
901000981	Encinitas	CA		05/19/2015		34,103	0	0	0	0	0	0	34,103	34,103	0	0	0
901000984	Las Vegas	NV		06/01/2015		70,813	0	0	0	0	0	0	70,813	70,813	0	0	0
901000985	Mesa	AZ		07/01/2015		50,975	0	0	0	0	0	0	50,975	50,975	0	0	0
901000986	CHAPEL HILL	NC		08/27/2015		64,412	0	0	0	0	0	0	64,412	64,412	0	0	0

STATEMENT AS OF MARCH 31, 2023 OF GENWORTH LIFE INSURANCE COMPANY

**SCHEDULE B - PART 3**

Showing All Mortgage Loans DISPOSED, Transferred or Repaid During the Current Quarter

1 Loan Number	2 Location		4 Loan Type	5 Date Acquired	6 Disposal Date	7 Book Value/ Recorded Investment Excluding Accrued Interest Prior Year	8 Change in Book Value/Recorded Investment					14 Book Value/ Recorded Investment Excluding Accrued Interest on Disposal	15 Consid- eration	16 Foreign Exchange Gain (Loss) on Disposal	17 Realized Gain (Loss) on Disposal	18 Total Gain (Loss) on Disposal	
	2 City	3 State					8 Unrealized Valuation Increase (Decrease)	9 Current Year's (Amortization) /Accretion	10 Current Year's Other- Than- Temporary Impairment Recognized	11 Capitalized Deferred Interest and Other	12 Total Change in Book Value (8+9-10+11)						13 Total Foreign Exchange Change in Book Value
90100999	Waltham	MA		08/03/2015		137,264	0	0	0	0	0	0	137,264	137,264	0	0	0
901001004	Kirkland	WA		06/30/2015		49,272	0	0	0	0	0	0	49,272	49,272	0	0	0
901001008	Fridley	MN		11/30/2015		36,150	0	0	0	0	0	0	36,150	36,150	0	0	0
901001009	TAMPA	FL		10/19/2015		44,830	0	0	0	0	0	0	44,830	44,830	0	0	0
901001018	Schererville	IN		10/28/2015		17,920	0	0	0	0	0	0	17,920	17,920	0	0	0
901001020	BRADENTON	FL		09/24/2015		21,599	0	0	0	0	0	0	21,599	21,599	0	0	0
901001025	North Randall	OH		10/26/2015		25,253	0	0	0	0	0	0	25,253	25,253	0	0	0
901001027	SAN CLEMENTE	CA		09/24/2015		31,485	0	0	0	0	0	0	31,485	31,485	0	0	0
901001035	Melville	NY		11/12/2015		53,355	0	0	0	0	0	0	53,355	53,355	0	0	0
901001037	Pleasanton	CA		10/08/2015		32,727	0	0	0	0	0	0	32,727	32,727	0	0	0
901001038	Denver	CO		10/19/2015		22,337	0	0	0	0	0	0	22,337	22,337	0	0	0
901001039	Pottstown	PA		11/20/2015		102,597	0	0	0	0	0	0	102,597	102,597	0	0	0
901001040	Napa	CA		10/09/2015		42,196	0	0	0	0	0	0	42,196	42,196	0	0	0
901001041	Hauppauge	NY		10/23/2015		53,772	0	0	0	0	0	0	53,772	53,772	0	0	0
901001049	Alpharetta	GA		11/16/2015		36,085	0	0	0	0	0	0	36,085	36,085	0	0	0
901001054	Hanford	CA		11/02/2015		129,795	0	0	0	0	0	0	129,795	129,795	0	0	0
901001055	Franklin	TN		11/05/2015		46,234	0	0	0	0	0	0	46,234	46,234	0	0	0
901001061	North Oaks	MN		12/11/2015		89,157	0	0	0	0	0	0	89,157	89,157	0	0	0
901001066	Louisville	KY		12/18/2015		54,874	0	0	0	0	0	0	54,874	54,874	0	0	0
901001073	Bellaire	TX		01/14/2016		29,722	0	0	0	0	0	0	29,722	29,722	0	0	0
901001074	Huntington	NY		12/17/2015		41,807	0	0	0	0	0	0	41,807	41,807	0	0	0
901001075	Millersville	MD		12/02/2015		26,002	0	0	0	0	0	0	26,002	26,002	0	0	0
901001077	Brooklyn	NY		03/24/2016		27,450	0	0	0	0	0	0	27,450	27,450	0	0	0
901001080	Pleasanton	CA		12/17/2015		77,534	0	0	0	0	0	0	77,534	77,534	0	0	0
901001081	Westminster	CO		12/15/2015		18,114	0	0	0	0	0	0	18,114	18,114	0	0	0
901001082	Birmingham	AL		12/16/2015		72,319	0	0	0	0	0	0	72,319	72,319	0	0	0
901001091	MOUNT JULIET	TN		01/20/2016		37,470	0	0	0	0	0	0	37,470	37,470	0	0	0
901001092	Colleyville	TX		01/27/2016		20,000	0	0	0	0	0	0	20,000	20,000	0	0	0
901001093	San Diego	CA		02/26/2016		22,073	0	0	0	0	0	0	22,073	22,073	0	0	0
901001096	Potomac	MD		07/19/2016		17,943	0	0	0	0	0	0	17,943	17,943	0	0	0
901001097	Carlsbad	CA		02/10/2016		27,049	0	0	0	0	0	0	27,049	27,049	0	0	0
901001099	Nashua	NH		02/19/2016		23,160	0	0	0	0	0	0	23,160	23,160	0	0	0
901001101	Bend	OR		03/30/2016		12,173	0	0	0	0	0	0	12,173	12,173	0	0	0
901001102	Berwyn	IL		08/09/2017		42,724	0	0	0	0	0	0	42,724	42,724	0	0	0
901001103	Plumstead Township	PA		05/12/2016		36,537	0	0	0	0	0	0	36,537	36,537	0	0	0
901001111	Salt Lake City	UT		03/31/2016		89,675	0	0	0	0	0	0	89,675	89,675	0	0	0
901001112	Burnsville	MN		04/07/2016		52,911	0	0	0	0	0	0	52,911	52,911	0	0	0
901001117	Kennesaw	GA		03/22/2016		28,488	0	0	0	0	0	0	28,488	28,488	0	0	0
901001125	Philadelphia	PA		06/01/2016		90,132	0	0	0	0	0	0	90,132	90,132	0	0	0
901001126	Germantown	MD		05/31/2016		19,345	0	0	0	0	0	0	19,345	19,345	0	0	0
901001127	Columbia	MD		05/31/2016		22,321	0	0	0	0	0	0	22,321	22,321	0	0	0
901001129	Dallas	TX		05/16/2016		37,353	0	0	0	0	0	0	37,353	37,353	0	0	0
901001135	Fort Mill	SC		05/26/2016		26,705	0	0	0	0	0	0	26,705	26,705	0	0	0
901001140	Warminster	PA		06/30/2016		49,766	0	0	0	0	0	0	49,766	49,766	0	0	0
901001144	YAKIMA	WA		08/15/2016		114,436	0	0	0	0	0	0	114,436	114,436	0	0	0
901001146	Pearland	TX		06/15/2016		61,038	0	0	0	0	0	0	61,038	61,038	0	0	0
901001148	Hanford	CA		09/01/2016		19,024	0	0	0	0	0	0	19,024	19,024	0	0	0
901001150	Blue Springs	MO		09/14/2016		24,892	0	0	0	0	0	0	24,892	24,892	0	0	0
901001151	Leesburg	GA		07/05/2016		58,397	0	0	0	0	0	0	58,397	58,397	0	0	0
901001156	Sterling Heights	MI		08/31/2016		57,361	0	0	0	0	0	0	57,361	57,361	0	0	0
901001160	Grand Forks	ND		08/10/2016		37,718	0	0	0	0	0	0	37,718	37,718	0	0	0

E02.6

STATEMENT AS OF MARCH 31, 2023 OF GENWORTH LIFE INSURANCE COMPANY

**SCHEDULE B - PART 3**

Showing All Mortgage Loans DISPOSED, Transferred or Repaid During the Current Quarter

1 Loan Number	2 Location		4 Loan Type	5 Date Acquired	6 Disposal Date	7 Book Value/ Recorded Investment Excluding Accrued Interest Prior Year	8 Change in Book Value/Recorded Investment					14 Book Value/ Recorded Investment Excluding Accrued Interest on Disposal	15 Consid- eration	16 Foreign Exchange Gain (Loss) on Disposal	17 Realized Gain (Loss) on Disposal	18 Total Gain (Loss) on Disposal	
	2 City	3 State					8 Unrealized Valuation Increase (Decrease)	9 Current Year's (Amortization) /Accretion	10 Current Year's Other- Than- Temporary Impairment Recognized	11 Capitalized Deferred Interest and Other	12 Total Change in Book Value (8+9-10+11)						13 Total Foreign Exchange Change in Book Value
901001161	Washington	DC		10/11/2016		99,276	0	0	0	0	0	0	99,276	99,276	0	0	0
901001162	Los Angeles	CA		09/01/2016		87,855	0	0	0	0	0	0	87,855	87,855	0	0	0
901001164	OCALA	FL		07/27/2016		20,038	0	0	0	0	0	0	20,038	20,038	0	0	0
901001167	League City	TX		10/14/2016		69,831	0	0	0	0	0	0	69,831	69,831	0	0	0
901001169	Indianapolis	IN		09/01/2016		43,260	0	0	0	0	0	0	43,260	43,260	0	0	0
901001171	Louisville	KY		10/03/2016		103,587	0	0	0	0	0	0	103,587	103,587	0	0	0
901001172	Oklahoma City	OK		10/06/2016		35,913	0	0	0	0	0	0	35,913	35,913	0	0	0
901001175	Montlake Terrace	WA		01/18/2017		44,152	0	0	0	0	0	0	44,152	44,152	0	0	0
901001176	CHAPEL HILL	NC		10/24/2016		64,077	0	0	0	0	0	0	64,077	64,077	0	0	0
901001177	Trappe	PA		12/28/2016		96,997	0	0	0	0	0	0	96,997	96,997	0	0	0
901001179	Oceanside	CA		09/29/2016		20,047	0	0	0	0	0	0	20,047	20,047	0	0	0
901001180	Carlsbad	CA		09/08/2016		32,437	0	0	0	0	0	0	32,437	32,437	0	0	0
901001181	Leesburg	VA		02/01/2017		74,822	0	0	0	0	0	0	74,822	74,822	0	0	0
901001185	Frederick	MD		12/08/2016		61,745	0	0	0	0	0	0	61,745	61,745	0	0	0
901001186	New Castle	DE		10/31/2016		18,064	0	0	0	0	0	0	18,064	18,064	0	0	0
901001187	Chatanooga	TN		12/05/2016		21,408	0	0	0	0	0	0	21,408	21,408	0	0	0
901001192	Midlothian	VA		11/17/2016		24,444	0	0	0	0	0	0	24,444	24,444	0	0	0
901001200	Shrewsbury	NJ		10/31/2016		35,639	0	0	0	0	0	0	35,639	35,639	0	0	0
901001202	Greenville	NC		02/15/2017		112,026	0	0	0	0	0	0	112,026	112,026	0	0	0
901001203	Ponte Vedra Beach	FL		12/30/2016		54,054	0	0	0	0	0	0	54,054	54,054	0	0	0
901001204	Jacksonville	FL		12/01/2016		60,487	0	0	0	0	0	0	60,487	60,487	0	0	0
901001205	Culver City	CA		11/04/2016		41,529	0	0	0	0	0	0	41,529	41,529	0	0	0
901001207	Durham	NC		12/22/2016		53,825	0	0	0	0	0	0	53,825	53,825	0	0	0
901001209	Porterville	CA		12/05/2016		49,518	0	0	0	0	0	0	49,518	49,518	0	0	0
901001210	Wayne	MI		12/22/2016		19,566	0	0	0	0	0	0	19,566	19,566	0	0	0
901001212	Chesteron	IN		12/21/2016		11,894	0	0	0	0	0	0	11,894	11,894	0	0	0
901001213	Limerick	PA		12/22/2016		13,386	0	0	0	0	0	0	13,386	13,386	0	0	0
901001214	Limerick	PA		12/22/2016		18,302	0	0	0	0	0	0	18,302	18,302	0	0	0
901001215	San Diego	CA		12/02/2016		93,117	0	0	0	0	0	0	93,117	93,117	0	0	0
901001216	Islandia	NY		03/08/2017		34,679	0	0	0	0	0	0	34,679	34,679	0	0	0
901001217	Atlanta	GA		12/29/2016		14,696	0	0	0	0	0	0	14,696	14,696	0	0	0
901001220	Somerset	NJ		12/29/2016		20,391	0	0	0	0	0	0	20,391	20,391	0	0	0
901001221	Largo	FL		06/22/2017		9,252	0	0	0	0	0	0	9,252	9,252	0	0	0
901001223	Chino Hills	CA		12/01/2016		69,368	0	0	0	0	0	0	69,368	69,368	0	0	0
901001224	Houston	TX		01/26/2017		27,199	0	0	0	0	0	0	27,199	27,199	0	0	0
901001227	Escondido	CA		01/09/2017		12,030	0	0	0	0	0	0	12,030	12,030	0	0	0
901001228	Englewood	CO		12/21/2016		89,645	0	0	0	0	0	0	89,645	89,645	0	0	0
901001237	Raleigh	NC		05/03/2017		31,597	0	0	0	0	0	0	31,597	31,597	0	0	0
901001246	Carlsbad	CA		02/10/2017		38,225	0	0	0	0	0	0	38,225	38,225	0	0	0
901001247	Farmingdale	NY		11/14/2017		30,573	0	0	0	0	0	0	30,573	30,573	0	0	0
901001248	Huntington	NY		02/21/2017		45,647	0	0	0	0	0	0	45,647	45,647	0	0	0
901001253	Largo	FL		01/31/2017		9,896	0	0	0	0	0	0	9,896	9,896	0	0	0
901001256	Woodville	WA		03/07/2017		56,643	0	0	0	0	0	0	56,643	56,643	0	0	0
901001258	Buena Park	CA		03/27/2017		21,077	0	0	0	0	0	0	21,077	21,077	0	0	0
901001264	Aurora	IL		03/28/2017		28,660	0	0	0	0	0	0	28,660	28,660	0	0	0
901001266	Spokane	WA		04/20/2017		26,117	0	0	0	0	0	0	26,117	26,117	0	0	0
901001267	Melville	NY		05/05/2017		40,689	0	0	0	0	0	0	40,689	40,689	0	0	0
901001268	Melville	NY		05/05/2017		13,563	0	0	0	0	0	0	13,563	13,563	0	0	0
901001269	Huntington	NY		05/05/2017		27,126	0	0	0	0	0	0	27,126	27,126	0	0	0
901001273	Council Bluffs	IA		05/01/2017		35,016	0	0	0	0	0	0	35,016	35,016	0	0	0
901001274	Mason	OH		03/31/2017		20,872	0	0	0	0	0	0	20,872	20,872	0	0	0

E02.7

STATEMENT AS OF MARCH 31, 2023 OF GENWORTH LIFE INSURANCE COMPANY

**SCHEDULE B - PART 3**

Showing All Mortgage Loans DISPOSED, Transferred or Repaid During the Current Quarter

1 Loan Number	2 Location		4 Loan Type	5 Date Acquired	6 Disposal Date	7 Book Value/ Recorded Investment Excluding Accrued Interest Prior Year	8 Change in Book Value/Recorded Investment					14 Book Value/ Recorded Investment Excluding Accrued Interest on Disposal	15 Consid- eration	16 Foreign Exchange Gain (Loss) on Disposal	17 Realized Gain (Loss) on Disposal	18 Total Gain (Loss) on Disposal	
	2 City	3 State					8 Unrealized Valuation Increase (Decrease)	9 Current Year's (Amortization) /Accretion	10 Current Year's Other- Than- Temporary Impairment Recognized	11 Capitalized Deferred Interest and Other	12 Total Change in Book Value (8+9-10+11)						13 Total Foreign Exchange Change in Book Value
901001275	St Louis	MO		05/01/2017		39,238	0	0	0	0	0	0	39,238	39,238	0	0	0
901001278	Cary	NC		08/31/2017		24,014	0	0	0	0	0	0	24,014	24,014	0	0	0
901001280	Santa Rosa	CA		05/04/2017		51,825	0	0	0	0	0	0	51,825	51,825	0	0	0
901001281	Elmwood Park	IL		05/04/2017		14,485	0	0	0	0	0	0	14,485	14,485	0	0	0
901001284	Corona	CA		06/01/2017		36,640	0	0	0	0	0	0	36,640	36,640	0	0	0
901001285	Louisville	KY		05/01/2017		68,920	0	0	0	0	0	0	68,920	68,920	0	0	0
901001286	Chester	VA		05/05/2017		15,351	0	0	0	0	0	0	15,351	15,351	0	0	0
901001288	Round Lake Beach	IL		08/14/2017		8,069	0	0	0	0	0	0	8,069	8,069	0	0	0
901001289	Fernandina Beach	FL		05/05/2017		51,149	0	0	0	0	0	0	51,149	51,149	0	0	0
901001292	Camarillo	CA		04/18/2017		66,911	0	0	0	0	0	0	66,911	66,911	0	0	0
901001295	Melville	NY		05/23/2017		82,969	0	0	0	0	0	0	82,969	82,969	0	0	0
901001296	Camarillo	CA		04/18/2017		36,969	0	0	0	0	0	0	36,969	36,969	0	0	0
901001300	Largo	FL		05/10/2017		29,576	0	0	0	0	0	0	29,576	29,576	0	0	0
901001302	Capitol Heights	MD		06/08/2017		23,517	0	0	0	0	0	0	23,517	23,517	0	0	0
901001312	Oakland	CA		06/01/2017		29,872	0	0	0	0	0	0	29,872	29,872	0	0	0
901001316	Austin	TX		06/07/2017		33,893	0	0	0	0	0	0	33,893	33,893	0	0	0
901001320	Blacksburg	VA		06/21/2017		23,164	0	0	0	0	0	0	23,164	23,164	0	0	0
901001325	Largo	FL		09/26/2017		36,276	0	0	0	0	0	0	36,276	36,276	0	0	0
901001326	Tujunga	CA		08/16/2017		37,878	0	0	0	0	0	0	37,878	37,878	0	0	0
901001327	Federal Way	WA		05/31/2017		28,666	0	0	0	0	0	0	28,666	28,666	0	0	0
901001331	Third Lake	IL		12/26/2017		21,859	0	0	0	0	0	0	21,859	21,859	0	0	0
901001334	Cold Spring	KY		07/20/2017		17,211	0	0	0	0	0	0	17,211	17,211	0	0	0
901001335	Thornton	CO		09/21/2017		45,124	0	0	0	0	0	0	45,124	45,124	0	0	0
901001337	Crown Point	IN		08/14/2017		29,966	0	0	0	0	0	0	29,966	29,966	0	0	0
901001340	Jamesstown	NC		08/15/2017		171,186	0	0	0	0	0	0	171,186	171,186	0	0	0
901001342	Troutdale	OR		10/05/2017		48,480	0	0	0	0	0	0	48,480	48,480	0	0	0
901001345	Huntingdon Valley	PA		08/29/2017		12,642	0	0	0	0	0	0	12,642	12,642	0	0	0
901001349	Dawsonville	GA		08/01/2017		10,574	0	0	0	0	0	0	10,574	10,574	0	0	0
901001353	Timonium Baltimore Co	MD		09/25/2017		107,557	0	0	0	0	0	0	107,557	107,557	0	0	0
901001360	Winston-Salem	NC		08/31/2017		14,901	0	0	0	0	0	0	14,901	14,901	0	0	0
901001362	Olive Branch	MS		08/31/2017		39,719	0	0	0	0	0	0	39,719	39,719	0	0	0
901001365	Saint Simons Island	GA		10/17/2017		14,273	0	0	0	0	0	0	14,273	14,273	0	0	0
901001368	Plano	TX		10/17/2017		19,488	0	0	0	0	0	0	19,488	19,488	0	0	0
901001370	Beaverton	OR		10/20/2017		36,162	0	0	0	0	0	0	36,162	36,162	0	0	0
901001371	Portland	OR		11/13/2017		58,275	0	0	0	0	0	0	58,275	58,275	0	0	0
901001375	Sumner	WA		09/13/2017		80,924	0	0	0	0	0	0	80,924	80,924	0	0	0
901001377	Escondido	CA		09/28/2017		26,994	0	0	0	0	0	0	26,994	26,994	0	0	0
901001378	Lynchburg	VA		09/27/2017		21,516	0	0	0	0	0	0	21,516	21,516	0	0	0
901001381	Bloomington	MN		10/02/2017		16,958	0	0	0	0	0	0	16,958	16,958	0	0	0
901001387	Baltimore	MD		12/21/2017		16,361	0	0	0	0	0	0	16,361	16,361	0	0	0
901001388	Austin	TX		10/18/2017		34,027	0	0	0	0	0	0	34,027	34,027	0	0	0
901001389	Newtown Square	PA		11/22/2017		203,428	0	0	0	0	0	0	203,428	203,428	0	0	0
901001391	Rancho Cucamonga	CA		11/17/2017		32,877	0	0	0	0	0	0	32,877	32,877	0	0	0
901001395	Shreveport	LA		02/12/2018		42,474	0	0	0	0	0	0	42,474	42,474	0	0	0
901001396	Shreveport	LA		02/12/2018		20,608	0	0	0	0	0	0	20,608	20,608	0	0	0
901001399	Santa Rosa	CA		10/31/2017		20,800	0	0	0	0	0	0	20,800	20,800	0	0	0
901001400	Windsor	CO		11/30/2017		15,727	0	0	0	0	0	0	15,727	15,727	0	0	0
901001403	Valley View	OH		12/27/2017		18,514	0	0	0	0	0	0	18,514	18,514	0	0	0
901001404	Dresher	PA		05/25/2018		69,510	0	0	0	0	0	0	69,510	69,510	0	0	0
901001405	Manassas	VA		12/08/2017		34,418	0	0	0	0	0	0	34,418	34,418	0	0	0
901001409	Lewis Center	OH		12/20/2017		31,543	0	0	0	0	0	0	31,543	31,543	0	0	0

STATEMENT AS OF MARCH 31, 2023 OF GENWORTH LIFE INSURANCE COMPANY

**SCHEDULE B - PART 3**

Showing All Mortgage Loans DISPOSED, Transferred or Repaid During the Current Quarter

1 Loan Number	2 Location		4 Loan Type	5 Date Acquired	6 Disposal Date	7 Book Value/ Recorded Investment Excluding Accrued Interest Prior Year	8 Change in Book Value/Recorded Investment					14 Book Value/ Recorded Investment Excluding Accrued Interest on Disposal	15 Consid- eration	16 Foreign Exchange Gain (Loss) on Disposal	17 Realized Gain (Loss) on Disposal	18 Total Gain (Loss) on Disposal	
	2 City	3 State					8 Unrealized Valuation Increase (Decrease)	9 Current Year's (Amortization) /Accretion	10 Current Year's Other- Than- Temporary Impairment Recognized	11 Capitalized Deferred Interest and Other	12 Total Change in Book Value (8+9-10+11)						13 Total Foreign Exchange Change in Book Value
901001415	Houston	TX		01/03/2018		51,161	0	0	0	0	0	0	51,161	51,161	0	0	0
901001417	Bellingham	WA		01/30/2018		70,361	0	0	0	0	0	0	70,361	70,361	0	0	0
901001418	St. Louis	MO		01/11/2018		11,903	0	0	0	0	0	0	11,903	11,903	0	0	0
901001419	Round Rock	TX		12/28/2017		49,465	0	0	0	0	0	0	49,465	49,465	0	0	0
901001420	Leander	TX		12/28/2017		25,660	0	0	0	0	0	0	25,660	25,660	0	0	0
901001421	Broomfield	CO		12/26/2017		102,281	0	0	0	0	0	0	102,281	102,281	0	0	0
901001424	Concord	NH		12/20/2017		14,763	0	0	0	0	0	0	14,763	14,763	0	0	0
901001425	Deptfor	NJ		12/20/2017		6,296	0	0	0	0	0	0	6,296	6,296	0	0	0
901001431	Morrow	GA		01/26/2018		53,248	0	0	0	0	0	0	53,248	53,248	0	0	0
901001434	Patterson	CA		01/17/2018		29,658	0	0	0	0	0	0	29,658	29,658	0	0	0
901001435	Louisville	KY		02/06/2018		67,801	0	0	0	0	0	0	67,801	67,801	0	0	0
901001436	Brooklyn Center	MN		01/16/2018		74,380	0	0	0	0	0	0	74,380	74,380	0	0	0
901001438	Denver	CO		02/08/2018		15,298	0	0	0	0	0	0	15,298	15,298	0	0	0
901001439	New York	NY		01/30/2018		26,450	0	0	0	0	0	0	26,450	26,450	0	0	0
901001448	High Point	NC		02/23/2018		98,955	0	0	0	0	0	0	98,955	98,955	0	0	0
901001450	Houston	TX		02/14/2018		35,631	0	0	0	0	0	0	35,631	35,631	0	0	0
901001452	Beaverton	OR		02/08/2018		75,899	0	0	0	0	0	0	75,899	75,899	0	0	0
901001454	Lanham	MD		02/13/2018		19,287	0	0	0	0	0	0	19,287	19,287	0	0	0
901001456	Madison	AL		04/27/2018		13,646	0	0	0	0	0	0	13,646	13,646	0	0	0
901001458	Tremonton	UT		03/05/2018		43,301	0	0	0	0	0	0	43,301	43,301	0	0	0
901001460	Charlotte	NC		03/01/2018		9,867	0	0	0	0	0	0	9,867	9,867	0	0	0
901001463	Woodbury	NY		03/22/2018		31,192	0	0	0	0	0	0	31,192	31,192	0	0	0
901001467	Clearwater	FL		03/15/2018		42,670	0	0	0	0	0	0	42,670	42,670	0	0	0
901001468	Clearwater	FL		03/15/2018		42,402	0	0	0	0	0	0	42,402	42,402	0	0	0
901001470	North Bend	WA		04/19/2018		34,925	0	0	0	0	0	0	34,925	34,925	0	0	0
901001472	Bellmore	NY		03/22/2018		36,397	0	0	0	0	0	0	36,397	36,397	0	0	0
901001479	Duluth	MN		04/11/2018		53,020	0	0	0	0	0	0	53,020	53,020	0	0	0
901001484	Barnegat	NJ		03/28/2018		39,089	0	0	0	0	0	0	39,089	39,089	0	0	0
901001485	San Antonio	TX		03/19/2018		35,056	0	0	0	0	0	0	35,056	35,056	0	0	0
901001490	Lehi	UT		05/10/2018		16,461	0	0	0	0	0	0	16,461	16,461	0	0	0
901001491	Kansas City	MO		07/13/2018		22,532	0	0	0	0	0	0	22,532	22,532	0	0	0
901001492	Phoenix	AZ		06/06/2018		21,346	0	0	0	0	0	0	21,346	21,346	0	0	0
901001494	Burnsville	MN		04/16/2018		34,793	0	0	0	0	0	0	34,793	34,793	0	0	0
901001496	Rock Hill	SC		03/21/2018		37,788	0	0	0	0	0	0	37,788	37,788	0	0	0
901001499	Denver	CO		04/06/2018		41,909	0	0	0	0	0	0	41,909	41,909	0	0	0
901001500	Sarasota	FL		06/21/2018		21,799	0	0	0	0	0	0	21,799	21,799	0	0	0
901001501	Perkasie	PA		06/18/2018		11,971	0	0	0	0	0	0	11,971	11,971	0	0	0
901001502	San Antonio	TX		06/01/2018		38,711	0	0	0	0	0	0	38,711	38,711	0	0	0
901001505	Richmond	VA		08/17/2018		16,806	0	0	0	0	0	0	16,806	16,806	0	0	0
901001514	Broomfield	CO		07/13/2018		95,215	0	0	0	0	0	0	95,215	95,215	0	0	0
901001515	Savage	MN		04/26/2018		20,952	0	0	0	0	0	0	20,952	20,952	0	0	0
901001518	Phoenix	AZ		05/23/2018		13,869	0	0	0	0	0	0	13,869	13,869	0	0	0
901001520	Kennett Square	PA		07/17/2018		94,472	0	0	0	0	0	0	94,472	94,472	0	0	0
901001525	El Segundo	CA		06/20/2018		43,425	0	0	0	0	0	0	43,425	43,425	0	0	0
901001527	Naperville	IL		05/31/2018		23,560	0	0	0	0	0	0	23,560	23,560	0	0	0
901001539	Lynnwood	WA		06/13/2018		21,559	0	0	0	0	0	0	21,559	21,559	0	0	0
901001541	Hauppauge	NY		08/02/2018		10,292	0	0	0	0	0	0	10,292	10,292	0	0	0
901001544	Atlanta	GA		09/12/2018		100,047	0	0	0	0	0	0	100,047	100,047	0	0	0
901001546	Durham	NC		07/31/2018		30,122	0	0	0	0	0	0	30,122	30,122	0	0	0
901001549	Kent	WA		07/31/2018		29,314	0	0	0	0	0	0	29,314	29,314	0	0	0
901001552	Sewell	NJ		08/08/2018		36,143	0	0	0	0	0	0	36,143	36,143	0	0	0

STATEMENT AS OF MARCH 31, 2023 OF GENWORTH LIFE INSURANCE COMPANY

**SCHEDULE B - PART 3**

Showing All Mortgage Loans DISPOSED, Transferred or Repaid During the Current Quarter

1 Loan Number	2 Location		4 Loan Type	5 Date Acquired	6 Disposal Date	7 Book Value/ Recorded Investment Excluding Accrued Interest Prior Year	8 Change in Book Value/Recorded Investment					14 Book Value/ Recorded Investment Excluding Accrued Interest on Disposal	15 Consid- eration	16 Foreign Exchange Gain (Loss) on Disposal	17 Realized Gain (Loss) on Disposal	18 Total Gain (Loss) on Disposal	
	2 City	3 State					8 Unrealized Valuation Increase (Decrease)	9 Current Year's (Amortization) /Accretion	10 Current Year's Other- Than- Temporary Impairment Recognized	11 Capitalized Deferred Interest and Other	12 Total Change in Book Value (8+9-10+11)						13 Total Foreign Exchange Change in Book Value
901001553	Louisville	KY		07/09/2018		26,091	0	0	0	0	0	0	26,091	26,091	0	0	0
901001554	Baltimore	MD		10/31/2018		119,127	0	0	0	0	0	0	119,127	119,127	0	0	0
901001555	Bellingham	WA		10/10/2018		32,091	0	0	0	0	0	0	32,091	32,091	0	0	0
901001556	Henderson	NV		08/09/2018		55,742	0	0	0	0	0	0	55,742	55,742	0	0	0
901001559	Austin	TX		10/05/2018		34,776	0	0	0	0	0	0	34,776	34,776	0	0	0
901001561	Denver	CO		09/13/2018		21,276	0	0	0	0	0	0	21,276	21,276	0	0	0
901001562	Birmingham	AL		08/20/2018		57,674	0	0	0	0	0	0	57,674	57,674	0	0	0
901001563	Gastonia	NC		08/10/2018		34,757	0	0	0	0	0	0	34,757	34,757	0	0	0
901001564	Boston	MA		08/13/2018		15,358	0	0	0	0	0	0	15,358	15,358	0	0	0
901001565	Boston	MA		08/13/2018		19,678	0	0	0	0	0	0	19,678	19,678	0	0	0
901001566	Boston	MA		08/13/2018		20,638	0	0	0	0	0	0	20,638	20,638	0	0	0
901001567	Boston	MA		08/13/2018		18,958	0	0	0	0	0	0	18,958	18,958	0	0	0
901001570	Fredrick	MD		07/30/2018		91,191	0	0	0	0	0	0	91,191	91,191	0	0	0
901001571	Greenwood Village	CO		06/29/2018		48,501	0	0	0	0	0	0	48,501	48,501	0	0	0
901001577	Minneapolis	MN		08/29/2018		24,008	0	0	0	0	0	0	24,008	24,008	0	0	0
901001582	Murfreesboro	TN		08/27/2018		17,548	0	0	0	0	0	0	17,548	17,548	0	0	0
901001583	Naperville	IL		08/27/2018		16,179	0	0	0	0	0	0	16,179	16,179	0	0	0
901001584	Louisville	KY		08/24/2018		21,722	0	0	0	0	0	0	21,722	21,722	0	0	0
901001585	Richboro	PA		09/20/2018		35,983	0	0	0	0	0	0	35,983	35,983	0	0	0
901001586	Richboro	PA		09/20/2018		12,225	0	0	0	0	0	0	12,225	12,225	0	0	0
901001599	Draper	UT		10/24/2018		63,232	0	0	0	0	0	0	63,232	63,232	0	0	0
901001602	Morristown	NJ		10/10/2018		23,031	0	0	0	0	0	0	23,031	23,031	0	0	0
901001606	Sterling	VA		10/16/2018		32,739	0	0	0	0	0	0	32,739	32,739	0	0	0
901001607	American Fork	UT		10/15/2018		32,826	0	0	0	0	0	0	32,826	32,826	0	0	0
901001608	Landover	MD		10/15/2018		17,081	0	0	0	0	0	0	17,081	17,081	0	0	0
901001609	Denver	CO		12/06/2018		12,627	0	0	0	0	0	0	12,627	12,627	0	0	0
901001610	Jacksonville	FL		10/18/2018		123,804	0	0	0	0	0	0	123,804	123,804	0	0	0
901001611	League City	TX		11/06/2018		46,719	0	0	0	0	0	0	46,719	46,719	0	0	0
901001613	Bellingham	WA		11/19/2018		82,288	0	0	0	0	0	0	82,288	82,288	0	0	0
901001614	San Diego	CA		10/19/2018		6,986	0	0	0	0	0	0	6,986	6,986	0	0	0
901001615	Tucson	AZ		11/08/2018		17,137	0	0	0	0	0	0	17,137	17,137	0	0	0
901001617	Westminster	CO		10/11/2018		8,282	0	0	0	0	0	0	8,282	8,282	0	0	0
901001618	Houston	TX		01/29/2019		16,886	0	0	0	0	0	0	16,886	16,886	0	0	0
901001620	Mt. Olive	NJ		12/04/2018		20,001	0	0	0	0	0	0	20,001	20,001	0	0	0
901001621	Wheaton	IL		11/13/2018		16,660	0	0	0	0	0	0	16,660	16,660	0	0	0
901001622	Southampton	NY		12/10/2018		93,588	0	0	0	0	0	0	93,588	93,588	0	0	0
901001623	Denver	CO		12/21/2018		17,204	0	0	0	0	0	0	17,204	17,204	0	0	0
901001624	Arbutus	MD		01/15/2019		17,070	0	0	0	0	0	0	17,070	17,070	0	0	0
901001633	Deerfield Beach	FL		11/29/2018		38,892	0	0	0	0	0	0	38,892	38,892	0	0	0
901001637	Reno	NV		02/06/2019		51,636	0	0	0	0	0	0	51,636	51,636	0	0	0
901001639	Spokane	WA		01/18/2019		23,524	0	0	0	0	0	0	23,524	23,524	0	0	0
901001641	Matthews	NC		02/21/2019		65,853	0	0	0	0	0	0	65,853	65,853	0	0	0
901001644	Mettawa	IL		01/10/2019		89,044	0	0	0	0	0	0	89,044	89,044	0	0	0
901001645	Las Vegas	NV		02/20/2019		12,622	0	0	0	0	0	0	12,622	12,622	0	0	0
901001646	Richmond	VA		02/21/2019		117,207	0	0	0	0	0	0	117,207	117,207	0	0	0
901001647	San Diego	CA		12/18/2018		72,062	0	0	0	0	0	0	72,062	72,062	0	0	0
901001648	Denver	CO		12/28/2018		44,413	0	0	0	0	0	0	44,413	44,413	0	0	0
901001701	Westminster	CO		12/27/2018		52,696	0	0	0	0	0	0	52,696	52,696	0	0	0
901001702	Yakima	WA		02/07/2019		36,588	0	0	0	0	0	0	36,588	36,588	0	0	0
901001704	Spanish Fork	UT		12/28/2018		22,212	0	0	0	0	0	0	22,212	22,212	0	0	0
901001709	Shirley	NY		01/29/2019		32,822	0	0	0	0	0	0	32,822	32,822	0	0	0



STATEMENT AS OF MARCH 31, 2023 OF GENWORTH LIFE INSURANCE COMPANY

**SCHEDULE B - PART 3**

Showing All Mortgage Loans DISPOSED, Transferred or Repaid During the Current Quarter

1 Loan Number	2 Location		4 Loan Type	5 Date Acquired	6 Disposal Date	7 Book Value/ Recorded Investment Excluding Accrued Interest Prior Year	Change in Book Value/Recorded Investment						14 Book Value/ Recorded Investment Excluding Accrued Interest on Disposal	15 Consid- eration	16 Foreign Exchange Gain (Loss) on Disposal	17 Realized Gain (Loss) on Disposal	18 Total Gain (Loss) on Disposal
	3 City	3 State					8 Unrealized Valuation Increase (Decrease)	9 Current Year's (Amortization) /Accretion	10 Current Year's Other- Than- Temporary Impairment Recognized	11 Capitalized Deferred Interest and Other	12 Total Change in Book Value (8+9-10+11)	13 Total Foreign Exchange Change in Book Value					
901001710	Arlington Heights	IL		01/15/2019		17,743	0	0	0	0	0	0	17,743	17,743	0	0	0
901001712	Portland	OR		02/06/2019		22,233	0	0	0	0	0	0	22,233	22,233	0	0	0
901001722	Dubois	PA		02/12/2019		25,291	0	0	0	0	0	0	25,291	25,291	0	0	0
901001723	O'Fallon	MO		03/04/2019		76,879	0	0	0	0	0	0	76,879	76,879	0	0	0
901001724	New York	NY		02/27/2019		20,208	0	0	0	0	0	0	20,208	20,208	0	0	0
901001725	Kingsston	NY		02/27/2019		16,232	0	0	0	0	0	0	16,232	16,232	0	0	0
901001726	Farmingdale	NY		04/18/2019		31,213	0	0	0	0	0	0	31,213	31,213	0	0	0
901001728	Arlington Heights	IL		04/15/2019		18,978	0	0	0	0	0	0	18,978	18,978	0	0	0
901001736	Salt Lake City	UT		04/25/2019		27,680	0	0	0	0	0	0	27,680	27,680	0	0	0
901001737	Linthicum Heights	MD		03/27/2019		49,438	0	0	0	0	0	0	49,438	49,438	0	0	0
901001745	Conshohocken	PA		03/08/2019		99,746	0	0	0	0	0	0	99,746	99,746	0	0	0
901001746	Naperville	IL		03/19/2019		99,061	0	0	0	0	0	0	99,061	99,061	0	0	0
901001747	Willowbrook	IL		03/19/2019		11,388	0	0	0	0	0	0	11,388	11,388	0	0	0
901001748	Chicago	IL		03/12/2019		10,789	0	0	0	0	0	0	10,789	10,789	0	0	0
901001749	Carlsbad	CA		02/28/2019		67,123	0	0	0	0	0	0	67,123	67,123	0	0	0
901001751	Lancaster	PA		03/26/2019		299,968	0	0	0	0	0	0	299,968	299,968	0	0	0
901001752	Branford	CT		03/13/2019		78,648	0	0	0	0	0	0	78,648	78,648	0	0	0
901001753	Carlsbad	CA		02/28/2019		35,228	0	0	0	0	0	0	35,228	35,228	0	0	0
901001754	Roseville	MN		04/10/2019		33,419	0	0	0	0	0	0	33,419	33,419	0	0	0
901001757	Manchester	NH		03/27/2019		118,058	0	0	0	0	0	0	118,058	118,058	0	0	0
901001758	Huntersville	NC		04/08/2019		47,965	0	0	0	0	0	0	47,965	47,965	0	0	0
901001760	Durham	NC		04/04/2019		16,711	0	0	0	0	0	0	16,711	16,711	0	0	0
901001761	Copperas Cove	TX		03/29/2019		73,667	0	0	0	0	0	0	73,667	73,667	0	0	0
901001762	Weymouth	MA		04/01/2019		16,756	0	0	0	0	0	0	16,756	16,756	0	0	0
901001765	Sparta	NJ		08/14/2019		105,143	0	0	0	0	0	0	105,143	105,143	0	0	0
901001767	St Paul	MIN		04/15/2019		65,561	0	0	0	0	0	0	65,561	65,561	0	0	0
901001769	Brighton	CO		04/11/2019		21,747	0	0	0	0	0	0	21,747	21,747	0	0	0
901001771	Upper Marlboro	MD		05/15/2019		59,548	0	0	0	0	0	0	59,548	59,548	0	0	0
901001772	Mayfield	OH		04/09/2019		24,945	0	0	0	0	0	0	24,945	24,945	0	0	0
901001773	Richmond	VA		02/21/2019		87,597	0	0	0	0	0	0	87,597	87,597	0	0	0
901001778	Ellicott City	MD		05/08/2019		16,641	0	0	0	0	0	0	16,641	16,641	0	0	0
901001779	Chaska	MIN		05/08/2019		27,783	0	0	0	0	0	0	27,783	27,783	0	0	0
901001780	Carlsbad	CA		03/15/2019		36,000	0	0	0	0	0	0	36,000	36,000	0	0	0
901001781	Westminster	CO		04/11/2019		18,868	0	0	0	0	0	0	18,868	18,868	0	0	0
901001782	Queen Creek	AZ		05/23/2019		57,314	0	0	0	0	0	0	57,314	57,314	0	0	0
901001783	Everett	WA		05/06/2019		15,754	0	0	0	0	0	0	15,754	15,754	0	0	0
901001785	Gahanna	OH		08/20/2019		22,836	0	0	0	0	0	0	22,836	22,836	0	0	0
901001787	Boulder	CO		05/01/2019		36,789	0	0	0	0	0	0	36,789	36,789	0	0	0
901001788	Frankfort	IL		08/30/2019		11,235	0	0	0	0	0	0	11,235	11,235	0	0	0
901001789	Prosper	TX		06/19/2019		96,856	0	0	0	0	0	0	96,856	96,856	0	0	0
901001790	Ft Worth	TX		08/02/2019		53,038	0	0	0	0	0	0	53,038	53,038	0	0	0
901001791	Grand Prairie	TX		07/12/2019		54,642	0	0	0	0	0	0	54,642	54,642	0	0	0
901001792	Lenoir	NC		06/27/2019		56,960	0	0	0	0	0	0	56,960	56,960	0	0	0
901001793	Chicago	IL		05/16/2019		19,180	0	0	0	0	0	0	19,180	19,180	0	0	0
901001797	Jacksonville	FL		06/26/2019		15,170	0	0	0	0	0	0	15,170	15,170	0	0	0
901001799	Draper	UT		06/04/2019		19,863	0	0	0	0	0	0	19,863	19,863	0	0	0
901001803	Wilsonville	OR		06/28/2019		62,138	0	0	0	0	0	0	62,138	62,138	0	0	0
901001806	Denver	CO		08/06/2019		47,824	0	0	0	0	0	0	47,824	47,824	0	0	0
901001826	Minneapolis	MIN		11/07/2019		39,202	0	0	0	0	0	0	39,202	39,202	0	0	0
901001835	West Columbia	SC		11/27/2019		30,382	0	0	0	0	0	0	30,382	30,382	0	0	0
901001836	San Rafael	CA		11/19/2019		19,183	0	0	0	0	0	0	19,183	19,183	0	0	0

E02.11

STATEMENT AS OF MARCH 31, 2023 OF GENWORTH LIFE INSURANCE COMPANY

**SCHEDULE B - PART 3**

Showing All Mortgage Loans DISPOSED, Transferred or Repaid During the Current Quarter

1  Loan Number	2 Location		4  Loan Type	5  Date Acquired	6  Disposal Date	7  Book Value/Recorded Investment Excluding Accrued Interest Prior Year	8 Change in Book Value/Recorded Investment					14  Book Value/Recorded Investment Excluding Accrued Interest on Disposal	15  Consid-eration	16  Foreign Exchange Gain (Loss) on Disposal	17  Realized Gain (Loss) on Disposal	18  Total Gain (Loss) on Disposal	
	2 City	3 State					8 Unrealized Valuation Increase (Decrease)	9 Current Year's (Amortization) /Accretion	10 Current Year's Other-Than-Temporary Impairment Recognized	11 Capitalized Deferred Interest and Other	12 Total Change in Book Value (8+9-10+11)						13 Total Foreign Exchange Change in Book Value
901001840	Dallas	TX		11/18/2019		33,304	0	0	0	0	0	0	33,304	33,304	0	0	0
901001841	Mesa	AZ		12/27/2019		40,268	0	0	0	0	0	0	40,268	40,268	0	0	0
901001842	Phoenix	AZ		11/27/2019		25,178	0	0	0	0	0	0	25,178	25,178	0	0	0
901001843	Virginia Beach	VA		03/06/2020		31,539	0	0	0	0	0	0	31,539	31,539	0	0	0
901001844	Bellevue	WA		12/11/2019		111,331	0	0	0	0	0	0	111,331	111,331	0	0	0
901001851	Colorado Springs	CO		12/16/2019		56,528	0	0	0	0	0	0	56,528	56,528	0	0	0
901001855	Cockysville	MD		01/13/2020		31,336	0	0	0	0	0	0	31,336	31,336	0	0	0
901001856	Brighton	CO		12/23/2019		69,262	0	0	0	0	0	0	69,262	69,262	0	0	0
901001857	Timonium	MD		12/31/2019		55,598	0	0	0	0	0	0	55,598	55,598	0	0	0
901001858	Grand Forks	ND		01/29/2020		54,674	0	0	0	0	0	0	54,674	54,674	0	0	0
901001864	Denver	CO		04/22/2020		56,056	0	0	0	0	0	0	56,056	56,056	0	0	0
901001865	Gilbert	AZ		02/27/2020		184,731	0	0	0	0	0	0	184,731	184,731	0	0	0
901001867	Streamwood	IL		02/10/2020		31,805	0	0	0	0	0	0	31,805	31,805	0	0	0
901001870	Gaithersburg	MD		02/04/2020		46,703	0	0	0	0	0	0	46,703	46,703	0	0	0
901001871	Branford	CT		07/17/2020		62,439	0	0	0	0	0	0	62,439	62,439	0	0	0
901001872	Houston	TX		03/20/2020		70,915	0	0	0	0	0	0	70,915	70,915	0	0	0
901001876	Columbia	MD		06/10/2020		77,903	0	0	0	0	0	0	77,903	77,903	0	0	0
901001884	South Jordan	UT		03/05/2020		26,701	0	0	0	0	0	0	26,701	26,701	0	0	0
901001886	Kent	WA		04/08/2020		15,621	0	0	0	0	0	0	15,621	15,621	0	0	0
901001887	Sugarland	TX		07/24/2020		19,279	0	0	0	0	0	0	19,279	19,279	0	0	0
901001890	Yaphank	NY		04/09/2020		134,925	0	0	0	0	0	0	134,925	134,925	0	0	0
901001891	Farmingdale	NY		07/02/2020		58,553	0	0	0	0	0	0	58,553	58,553	0	0	0
901001893	Geneva	IL		07/13/2020		27,317	0	0	0	0	0	0	27,317	27,317	0	0	0
901001894	Towson	MD		04/09/2020		23,672	0	0	0	0	0	0	23,672	23,672	0	0	0
901001898	Windsor Mill	MD		04/17/2020		37,092	0	0	0	0	0	0	37,092	37,092	0	0	0
901001902	Norfolk	VA		04/23/2020		24,515	0	0	0	0	0	0	24,515	24,515	0	0	0
901001903	San Rafael	CA		05/27/2020		54,258	0	0	0	0	0	0	54,258	54,258	0	0	0
901001904	Owings Mills	MD		05/01/2020		71,938	0	0	0	0	0	0	71,938	71,938	0	0	0
901001909	Jacksonville Beach	FL		05/27/2020		20,414	0	0	0	0	0	0	20,414	20,414	0	0	0
901001918	Tacoma	WA		10/08/2020		44,812	0	0	0	0	0	0	44,812	44,812	0	0	0
901001922	Plano	TX		07/24/2020		29,878	0	0	0	0	0	0	29,878	29,878	0	0	0
901001924	Delray Beach	FL		07/27/2020		30,098	0	0	0	0	0	0	30,098	30,098	0	0	0
901001926	Colorado Springs	CO		07/30/2020		15,049	0	0	0	0	0	0	15,049	15,049	0	0	0
901001927	Louisville	CO		08/05/2020		23,902	0	0	0	0	0	0	23,902	23,902	0	0	0
901001929	Hauppauge	NY		09/04/2020		22,757	0	0	0	0	0	0	22,757	22,757	0	0	0
901001930	Brea	CA		09/18/2020		16,810	0	0	0	0	0	0	16,810	16,810	0	0	0
901001931	Port St. Lucie	FL		08/13/2020		6,642	0	0	0	0	0	0	6,642	6,642	0	0	0
901001933	Reno	NV		02/25/2021		103,125	0	0	0	0	0	0	103,125	103,125	0	0	0
901001934	St Louis	MO		09/29/2020		24,932	0	0	0	0	0	0	24,932	24,932	0	0	0
901001936	Bowie	MD		07/30/2020		152,778	0	0	0	0	0	0	152,778	152,778	0	0	0
901001937	Tinley Park	IL		09/09/2020		32,364	0	0	0	0	0	0	32,364	32,364	0	0	0
901001938	Chicago Heights	IL		12/17/2020		13,373	0	0	0	0	0	0	13,373	13,373	0	0	0
901001939	Bronx	NY		09/14/2020		18,427	0	0	0	0	0	0	18,427	18,427	0	0	0
901001940	Leesburg	VA		11/18/2020		47,719	0	0	0	0	0	0	47,719	47,719	0	0	0
901001942	Itasca	IL		12/15/2020		20,697	0	0	0	0	0	0	20,697	20,697	0	0	0
901001943	Greenville	SC		10/27/2020		28,221	0	0	0	0	0	0	28,221	28,221	0	0	0
901001945	Nashville	TN		01/29/2021		100,988	0	0	0	0	0	0	100,988	100,988	0	0	0
901001946	Provo	UT		12/03/2020		84,229	0	0	0	0	0	0	84,229	84,229	0	0	0
901001947	Little Rock	AR		01/29/2021		31,880	0	0	0	0	0	0	31,880	31,880	0	0	0
901001948	Yakima	WA		12/07/2020		30,627	0	0	0	0	0	0	30,627	30,627	0	0	0
901001950	Matawan	NJ		12/08/2020		25,679	0	0	0	0	0	0	25,679	25,679	0	0	0

E02.12



STATEMENT AS OF MARCH 31, 2023 OF GENWORTH LIFE INSURANCE COMPANY

**SCHEDULE B - PART 3**

Showing All Mortgage Loans DISPOSED, Transferred or Repaid During the Current Quarter

1 Loan Number	2 Location		4 Loan Type	5 Date Acquired	6 Disposal Date	7 Book Value/ Recorded Investment Excluding Accrued Interest Prior Year	8 Change in Book Value/Recorded Investment					14 Book Value/ Recorded Investment Excluding Accrued Interest on Disposal	15 Consid- eration	16 Foreign Exchange Gain (Loss) on Disposal	17 Realized Gain (Loss) on Disposal	18 Total Gain (Loss) on Disposal
	2 City	3 State					8 Unrealized Valuation Increase (Decrease)	9 Current Year's (Amortization) /Accretion	10 Current Year's Other- Than- Temporary Impairment Recognized	11 Capitalized Deferred Interest and Other	12 Total Change in Book Value (8+9-10+11)					
901002053	League City	TX		06/30/2021		31,612	0	0	0	0	0	0	31,612	31,612	0	0
901002055	Phoenix	AZ		08/17/2021		15,277	0	0	0	0	0	0	15,277	15,277	0	0
901002057	Davenport	IA		08/26/2021		16,378	0	0	0	0	0	0	16,378	16,378	0	0
901002058	Davenport	IA		08/26/2021		13,214	0	0	0	0	0	0	13,214	13,214	0	0
901002060	Spanish Fork	UT		08/06/2021		70,151	0	0	0	0	0	0	70,151	70,151	0	0
901002061	Las Vegas	NV		08/25/2021		42,713	0	0	0	0	0	0	42,713	42,713	0	0
901002064	White Settlement	TX		08/31/2021		45,679	0	0	0	0	0	0	45,679	45,679	0	0
901002066	Henderson	NV		07/29/2021		129,833	0	0	0	0	0	0	129,833	129,833	0	0
901002067	Sparks	NV		08/19/2021		38,978	0	0	0	0	0	0	38,978	38,978	0	0
901002069	Chicago	IL		08/27/2021		11,151	0	0	0	0	0	0	11,151	11,151	0	0
901002070	Chicago	IL		08/27/2021		12,389	0	0	0	0	0	0	12,389	12,389	0	0
901002092	Burbank	CA		04/20/2022		196,388	0	0	0	0	0	0	196,388	196,388	0	0
901002098	Puyallup	WA		11/22/2021		96,974	0	0	0	0	0	0	96,974	96,974	0	0
901002102	Baltimore	MD		11/24/2021		29,057	0	0	0	0	0	0	29,057	29,057	0	0
901002104	Waunakee	WI		12/09/2021		29,623	0	0	0	0	0	0	29,623	29,623	0	0
901002105	Brookfield	WI		12/09/2021		49,155	0	0	0	0	0	0	49,155	49,155	0	0
901002106	Springfield	PA		12/22/2021		75,357	0	0	0	0	0	0	75,357	75,357	0	0
901002107	Golden	CO		01/21/2022		103,867	0	0	0	0	0	0	103,867	103,867	0	0
901002110	Jacksonville	FL		02/25/2022		77,072	0	0	0	0	0	0	77,072	77,072	0	0
901002112	Jacksonville	FL		02/25/2022		120,628	0	0	0	0	0	0	120,628	120,628	0	0
901002113	Jacksonville	FL		02/25/2022		89,386	0	0	0	0	0	0	89,386	89,386	0	0
901002114	Sachse	TX		01/27/2022		18,705	0	0	0	0	0	0	18,705	18,705	0	0
901002115	Richboro	PA		04/29/2022		92,501	0	0	0	0	0	0	92,501	92,501	0	0
901002118	Comack	NY		05/27/2022		13,362	0	0	0	0	0	0	13,362	13,362	0	0
901002119	Comack	NY		05/27/2022		35,651	0	0	0	0	0	0	35,651	35,651	0	0
901002120	Orland Hills	IL		01/20/2022		67,138	0	0	0	0	0	0	67,138	67,138	0	0
901002121	New Brunswick	NJ		02/02/2022		117,694	0	0	0	0	0	0	117,694	117,694	0	0
901002126	Boulder	CO		02/28/2022		7,063	0	0	0	0	0	0	7,063	7,063	0	0
901002127	Boulder	CO		02/28/2022		6,800	0	0	0	0	0	0	6,800	6,800	0	0
901002128	Porterville	CA		05/02/2022		48,850	0	0	0	0	0	0	48,850	48,850	0	0
901002136	Jacksonville	FL		02/25/2022		63,343	0	0	0	0	0	0	63,343	63,343	0	0
901002138	Compton	CA		04/29/2022		44,851	0	0	0	0	0	0	44,851	44,851	0	0
901002139	Mt Vernon	WA		03/22/2022		72,840	0	0	0	0	0	0	72,840	72,840	0	0
901002146	Piano	TX		05/05/2022		75,177	0	0	0	0	0	0	75,177	75,177	0	0
901002150	Austin	TX		09/01/2022		88,087	0	0	0	0	0	0	88,087	88,087	0	0
901002153	Geneva	IL		05/02/2022		73,410	0	0	0	0	0	0	73,410	73,410	0	0
901002154	Miamisburg	OH		04/07/2022		13,926	0	0	0	0	0	0	13,926	13,926	0	0
901002155	Independence	KY		04/07/2022		13,293	0	0	0	0	0	0	13,293	13,293	0	0
901002158	Syosset	NY		05/23/2022		33,212	0	0	0	0	0	0	33,212	33,212	0	0
901002159	Jacksonville	FL		06/24/2022		31,244	0	0	0	0	0	0	31,244	31,244	0	0
901002162	Hanover	MD		05/06/2022		128,330	0	0	0	0	0	0	128,330	128,330	0	0
901002166	Henderson	NV		07/29/2022		123,004	0	0	0	0	0	0	123,004	123,004	0	0
901002167	Lewisville	TX		06/10/2022		31,732	0	0	0	0	0	0	31,732	31,732	0	0
901002168	Vancouver	WA		05/25/2022		15,409	0	0	0	0	0	0	15,409	15,409	0	0
901002170	Chicago	IL		05/31/2022		16,275	0	0	0	0	0	0	16,275	16,275	0	0
901002171	Phoenix	AZ		05/12/2022		30,250	0	0	0	0	0	0	30,250	30,250	0	0
901002172	St. Petersburg	FL		05/09/2022		11,350	0	0	0	0	0	0	11,350	11,350	0	0
901002173	Annapolis	MD		07/01/2022		184,898	0	0	0	0	0	0	184,898	184,898	0	0
901002174	Chicago	IL		05/18/2022		10,266	0	0	0	0	0	0	10,266	10,266	0	0
901002175	Fountain	CO		05/12/2022		16,865	0	0	0	0	0	0	16,865	16,865	0	0
901002176	Albuquerque	NM		05/23/2022		15,147	0	0	0	0	0	0	15,147	15,147	0	0

E02.14

STATEMENT AS OF MARCH 31, 2023 OF GENWORTH LIFE INSURANCE COMPANY

**SCHEDULE B - PART 3**

Showing All Mortgage Loans DISPOSED, Transferred or Repaid During the Current Quarter

1 Loan Number	2 Location		4 Loan Type	5 Date Acquired	6 Disposal Date	7 Book Value/ Recorded Investment Excluding Accrued Interest Prior Year	Change in Book Value/Recorded Investment					14 Book Value/ Recorded Investment Excluding Accrued Interest on Disposal	15 Consid- eration	16 Foreign Exchange Gain (Loss) on Disposal	17 Realized Gain (Loss) on Disposal	18 Total Gain (Loss) on Disposal	
	2 City	3 State					8 Unrealized Valuation Increase (Decrease)	9 Current Year's (Amortization) /Accretion	10 Current Year's Other- Than- Temporary Impairment Recognized	11 Capitalized Deferred Interest and Other	12 Total Change in Book Value (8+9-10+11)						13 Total Foreign Exchange Change in Book Value
901002177	Albuquerque	NM		05/23/2022		8,835	0	0	0	0	0	0	8,835	8,835	0	0	0
901002179	Clarksville	TN		06/17/2022		22,917	0	0	0	0	0	0	22,917	22,917	0	0	0
901002182	Hutto	TX		05/27/2022		22,486	0	0	0	0	0	0	22,486	22,486	0	0	0
901002183	South Ogden	UT		06/10/2022		27,201	0	0	0	0	0	0	27,201	27,201	0	0	0
901002184	New Hope	PA		06/29/2022		52,610	0	0	0	0	0	0	52,610	52,610	0	0	0
901002187	Glendale	AZ		06/15/2022		71,208	0	0	0	0	0	0	71,208	71,208	0	0	0
901002188	Glendale	AZ		06/06/2022		28,432	0	0	0	0	0	0	28,432	28,432	0	0	0
901002189	Salem	OR		06/06/2022		33,964	0	0	0	0	0	0	33,964	33,964	0	0	0
901002195	Fort Wright	KY		06/17/2022		21,172	0	0	0	0	0	0	21,172	21,172	0	0	0
901002196	Arlington	TX		06/29/2022		13,639	0	0	0	0	0	0	13,639	13,639	0	0	0
901002207	Houston	TX		06/29/2022		35,325	0	0	0	0	0	0	35,325	35,325	0	0	0
901002209	Jacksonville	FL		08/30/2022		16,054	0	0	0	0	0	0	16,054	16,054	0	0	0
901002210	Jacksonville	FL		08/30/2022		36,485	0	0	0	0	0	0	36,485	36,485	0	0	0
901002211	Jacksonville	FL		08/30/2022		19,702	0	0	0	0	0	0	19,702	19,702	0	0	0
901002212	Fulton	MD		08/18/2022		105,443	0	0	0	0	0	0	105,443	105,443	0	0	0
901002213	Fulton	MD		08/18/2022		105,443	0	0	0	0	0	0	105,443	105,443	0	0	0
901002215	Royersford	PA		09/30/2022		11,231	0	0	0	0	0	0	11,231	11,231	0	0	0
901002216	Royersford	PA		09/30/2022		10,422	0	0	0	0	0	0	10,422	10,422	0	0	0
901002219	Yorkville	IL		08/30/2022		9,598	0	0	0	0	0	0	9,598	9,598	0	0	0
901002221	Pleasant Grove	UT		08/31/2022		148,202	0	0	0	0	0	0	148,202	148,202	0	0	0
901002223	Farmingdale	NY		10/07/2022		100,817	0	0	0	0	0	0	100,817	100,817	0	0	0
901002224	Farmingdale	NY		10/07/2022		29,265	0	0	0	0	0	0	29,265	29,265	0	0	0
901002228	Largo	MD		02/28/2023		0	0	0	0	0	0	0	14,150	14,150	0	0	0
901002229	Largo	MD		02/28/2023		0	0	0	0	0	0	0	2,562	2,562	0	0	0
901002230	Willow Grove	PA		11/29/2022		58,583	0	0	0	0	0	0	58,583	58,583	0	0	0
901002231	Willow Grove	PA		11/29/2022		16,553	0	0	0	0	0	0	16,553	16,553	0	0	0
901002232	Manassas	VA		10/20/2022		85,691	0	0	0	0	0	0	85,691	85,691	0	0	0
901002233	Manassas	VA		10/20/2022		22,028	0	0	0	0	0	0	22,028	22,028	0	0	0
901002236	La Quinta	CA		12/08/2022		33,501	0	0	0	0	0	0	33,501	33,501	0	0	0
901002237	Westminster	CO		11/10/2022		46,917	0	0	0	0	0	0	46,917	46,917	0	0	0
901002238	Fountain Valley	CA		11/14/2022		10,647	0	0	0	0	0	0	10,647	10,647	0	0	0
901002239	Fountain Valley	CA		11/14/2022		14,404	0	0	0	0	0	0	14,404	14,404	0	0	0
901002241	Tigard	OR		12/28/2022		10,884	0	0	0	0	0	0	10,884	10,884	0	0	0
901002242	Clermont	FL		12/06/2022		6,351	0	0	0	0	0	0	6,351	6,351	0	0	0
901002244	District Heights	MD		12/22/2022		9,577	0	0	0	0	0	0	9,577	9,577	0	0	0
901002245	Homer Glen	IL		01/06/2023		0	0	0	0	0	0	0	11,229	11,229	0	0	0
901002247	Hampton	VA		12/22/2022		14,689	0	0	0	0	0	0	14,689	14,689	0	0	0
901002248	Clovis	CA		12/29/2022		47,133	0	0	0	0	0	0	47,133	47,133	0	0	0
0299999. Mortgages with partial repayments						41,470,054	0	0	0	0	0	0	41,497,994	41,497,994	0	0	0
0599999 - Totals						127,364,465	0	0	0	0	0	0	127,392,406	127,392,406	0	0	0

E02.15

STATEMENT AS OF MARCH 31, 2023 OF GENWORTH LIFE INSURANCE COMPANY

**SCHEDULE BA - PART 2**

Showing Other Long-Term Invested Assets ACQUIRED AND ADDITIONS MADE During the Current Quarter

1 CUSIP Identification	2 Name or Description	3 Location		5 Name of Vendor or General Partner	6 NAIC Designation, NAIC Designation Modifier and SVO Admini- strative Symbol	7 Date Originally Acquired	8 Type and Strategy	9 Actual Cost at Time of Acquisition	10 Additional Investment Made After Acquisition	11 Amount of Encumbrances	12 Commitment for Additional Investment	13 Percentage of Ownership
		3 City	4 State									
	Advent International GPE IX Limited Partnership	Cayman Islands		Advent International GPE IX Limited Partnership		05/17/2019	3	0	1,478,003		3,597,433	0.568
	Advent International GPE X LP	Cayman Islands		Advent International GPE X LP		09/26/2022	3	0	906,250		23,125,000	0.297
	Aquiline Financial Services Fund IV L.P.	Cayman Islands		Aquiline Financial Services Fund IV L.P.		08/02/2019	3	0	434,014		2,176,556	1.179
	Atlantic Street Capital IV, L.P.	Wilmington	DE	Atlantic Street Capital IV, L.P.		02/19/2019	3	0	488,570		10,178,656	6.226
	BID II Note Issuer L.P.	Cayman Islands		BID II Note Issuer L.P.		08/07/2020	3	0	216,422		215,474	15.067
	Blackstone Capital Opportunities Fund IV LP	Wilmington	DE	Blackstone Capital Opportunities Fund IV LP		07/31/2020	2	0	1,124,391		13,030,600	0.436
	Blackstone Life Sciences V L.P.	Wilmington	DE	Blackstone Life Sciences V L.P.		01/01/2020	3	0	142,303		7,077,867	0.217
	Blackstone Tactical Opportunities Fund (Songs Co-Invest) L.P.	Wilmington	DE	Blackstone Tactical Opportunities Fund (Songs Co-Invest) L.P.		02/18/2022	3	0	2,297,817		3,709,929	10.143
	Blackstone Tactical Opportunities Fund III L.P.	Wilmington	DE	Blackstone Tactical Opportunities Fund III L.P.		03/01/2019	3	0	103,548		9,125,685	0.628
	BPOC Ventus, LP	Dover	DE	BPOC Ventus, LP		03/30/2023	3	8,823,529	0		1,098,823	2.353
	Brookfield Infrastructure Fund IV-B	Wilmington	DE	Brookfield Infrastructure Fund IV-B		02/06/2020	3	0	2,305,726		1,942,656	0.094
	Brynwood Partners VIII L.P.	Wilmington	DE	Brynwood Partners VIII L.P.		04/20/2018	3	0	6,939,042		134,315	3.103
	BV Investment Partners IX, L.P.	Wilmington	DE	BV Investment Partners IX, L.P.		11/27/2017	3	0	715,436		1,686,765	5.030
	Charlesbank Equity Fund X, LP	Boston	MA	Charlesbank Equity Fund X, LP		01/15/2021	3	0	101,576		14,098,517	0.828
	Clairvest Equity Partners VI-A Limited Partnership	Canada		Clairvest Equity Partners VI-A Limited Partnership		05/01/2019	3	0	1,854,551		6,327,293	5.154
	Clayton, Dubilier & Rice Fund XI, L.P.	Cayman Islands		Clayton, Dubilier & Rice Fund XI, L.P.		05/29/2020	3	0	1,667,630		5,973,225	0.136
	Ethos Capital Investments	Wilmington	DE	Ethos Capital Investments		10/25/2021	3	0	5,505,336		8,604,037	7.567
	Further Global Capital Partners, L.P.	Cayman Islands		Further Global Capital Partners, L.P.		09/30/2019	3	0	223,975		4,403,379	4.909
	GENSTAR CAPITAL PARTNERS VII LP	Wilmington	DE	GENSTAR CAPITAL PARTNERS VII LP		10/01/2015	3	0	121,408		7,638	1.257
	Genstar Capital Partners X, L.P.	Wilmington	DE	Genstar Capital Partners X, L.P.		05/01/2021	3	0	2,305,371		14,855,336	0.458
	Genstar X Opportunities Fund I, L.P.	Wilmington	DE	Genstar X Opportunities Fund I, L.P.		08/27/2021	3	0	60,032		2,266,903	0.489
	GOODE PARTNERS CONSUMER FUND III	Wilmington	DE	GOODE PARTNERS CONSUMER FUND III		12/29/2015	3	0	536,882		60,418	6.316
	Great Hill Equity Partners VII, L.P.	Wilmington	DE	Great Hill Equity Partners VII, L.P.		07/01/2019	3	0	623,274		3,250,167	2.329
	GSO Capital Opportunities Fund III, L.P.	Wilmington	DE	GSO Capital Opportunities Fund III, L.P.		09/22/2016	2	0	6,051		5,922,236	0.279
	Hellman & Friedman Capital Partners X, L.P.	Cayman Islands		Hellman & Friedman Capital Partners X, L.P.		11/24/2021	3	0	4,330,368		7,289,636	0.231
	Kinderhook Capital Fund 7, L.P.	Wilmington	DE	Kinderhook Capital Fund 7, L.P.		02/28/2022	3	0	1,621,622		19,552,043	1.528
	Kinderhook Capital Fund V, L.P.	Wilmington	DE	Kinderhook Capital Fund V, L.P.		01/01/2018	3	0	604,847		3,482,508	1.922
	Kinderhook Capital Fund VI, L.P.	Wilmington	DE	Kinderhook Capital Fund VI, L.P.		03/01/2019	3	0	141,815		14,815,184	3.290
	M/C Partners VIII, L.P.	Wilmington	DE	M/C Partners VIII, L.P.		03/01/2019	3	0	509,955		5,303,064	5.735
	MidOcean Partners VI, L.P.	Wilmington	DE	MidOcean Partners VI, L.P.		08/24/2022	3	0	1,203,432		16,889,103	1.405
	Nautic Partners IX, L.P.	Wilmington	DE	Nautic Partners IX, L.P.		03/12/2019	3	0	103,722		3,131,630	1.424
	Nautic Partners VIII, L.P.	Wilmington	DE	Nautic Partners VIII, L.P.		12/14/2016	3	0	1,076,357		1,574,985	1.751
	NB Credit Opportunities Fund II, L.P.	Newark	DE	NB Credit Opportunities Fund II, L.P.		01/11/2023	2	8,359,567	1,563,986		10,076,447	0.800
	NB Secondary Opportunities Fund V LP	Newark	DE	NB Secondary Opportunities Fund V LP		01/01/2021	3	0	1,350,000		16,714,464	0.412
	NB Select Opportunities Fund V LP	Newark	DE	NB Select Opportunities Fund V LP		05/03/2022	3	0	13,000,000		16,500,000	3.344
	NB Stratus Holdings LP	Newark	DE	NB Stratus Holdings LP		11/12/2021	3	0	80,469		1,073,023	11.111
	New Enterprise Associates 17, L.P.	Wilmington	DE	New Enterprise Associates 17, L.P.		07/01/2019	1	0	450,000		2,150,000	0.261
	New Enterprise Associates 18, L.P.	Wilmington	DE	New Enterprise Associates 18, L.P.		02/14/2022	1	0	500,000		7,550,000	0.341
	New Mountain Partners VI, L.P.	Wilmington	DE	New Mountain Partners VI, L.P.		04/21/2020	3	0	3,435,594		11,336,044	0.310
	Newstone Capital Partners III, L.P.	Wilmington	DE	Newstone Capital Partners III, L.P.		12/27/2016	2	0	582,576		843,222	2.644
	Newstone Capital Partners IV, L.P.	Wilmington	DE	Newstone Capital Partners IV, L.P.		07/01/2019	2	0	20,371		6,826,410	2.766
	NGP Natural Resources XII, L.P.	Dover	DE	NGP Natural Resources XII, L.P.		07/03/2018	3	0	178,531		1,700,824	0.138
	North Castle Partners VII, L.P.	Wilmington	DE	North Castle Partners VII, L.P.		12/27/2018	3	0	198,772		2,198,144	7.262
	Oaktree Opportunities Fund XI, L.P.	Cayman Islands		Oaktree Opportunities Fund XI, L.P.		12/18/2020	2	0	4,000,000		6,000,000	0.234
	PA Direct Credit Opportunities Fund III, L.P.	Wilmington	DE	PA Direct Credit Opportunities Fund III, L.P.		05/29/2020	2	0	844,066		6,871,278	1.744
	PEG Aggregator 2022 L.P.	Wilmington	DE	PEG Aggregator 2022 L.P.		04/18/2022	3	0	8,656,716		21,467,475	14.925
	Platinum Equity Capital Partners V, L.P.	Wilmington	DE	Platinum Equity Capital Partners V, L.P.		07/01/2019	3	0	355,727		4,037,526	0.374

E03

STATEMENT AS OF MARCH 31, 2023 OF GENWORTH LIFE INSURANCE COMPANY

**SCHEDULE BA - PART 2**

Showing Other Long-Term Invested Assets ACQUIRED AND ADDITIONS MADE During the Current Quarter

1 CUSIP Identification	2 Name or Description	Location		5 Name of Vendor or General Partner	6 NAIC Designation, NAIC Designation Modifier and SVO Administrative Symbol	7 Date Originally Acquired	8 Type and Strategy	9 Actual Cost at Time of Acquisition	10 Additional Investment Made After Acquisition	11 Amount of Encumbrances	12 Commitment for Additional Investment	13 Percentage of Ownership	
		3 City	4 State										
	Platinum Equity Capital Partners VI, L.P.	Wilmington	DE	Platinum Equity Capital Partners VI, L.P.		12/12/2022	3	0	425,736	0	23,312,552	0.252	
	Prospect Hill Growth Fund II, L.P.	Wilmington	DE	Prospect Hill Growth Fund II, L.P.		07/11/2019	3	0	636,825	0	441,569	1.364	
	Quad-C Partners IX, L.P.	Wilmington	DE	Quad-C Partners IX, L.P.		04/26/2017	3	0	112,990	0	834,221	1.557	
	Quad-C Partners X, L.P.	Wilmington	DE	Quad-C Partners X, L.P.		12/27/2021	3	0	2,315,360	0	20,224,604	1.798	
	STONEPEAK INFRASTRUCTURE FUND III LP	Wilmington	DE	STONEPEAK INFRASTRUCTURE FUND III LP		06/25/2018	3	0	2,293,362	0	2,883,482	0.313	
	Strategic Partners Infrastructure III L.P.	Wilmington	DE	Strategic Partners Infrastructure III L.P.		04/14/2020	3	0	3,147,529	0	31,533,488	1.640	
	Strategic Partners IX L.P.	Wilmington	DE	Strategic Partners IX L.P.		12/22/2021	3	0	1,750,000	0	40,332,725	0.285	
	Strategic Partners VIII L.P.	Wilmington	DE	Strategic Partners VIII L.P.		03/14/2019	3	0	875,000	0	29,121,226	0.497	
	Summit Partners Growth Equity Fund X-A, L.P.	Cayman Islands		Summit Partners Growth Equity Fund X-A, L.P.		03/01/2019	3	0	230,662	0	12,247,910	1.305	
	Summit Partners Growth Equity Fund XI, L.P.	Wilmington	DE	Summit Partners Growth Equity Fund XI, L.P.		09/29/2022	3	0	1,789,263	0	21,908,094	0.638	
	Tailwind Capital Partners III, L.P.	Wilmington	DE	Tailwind Capital Partners III, L.P.		09/26/2018	3	0	29,042	0	5,582,134	1.618	
	Thoma Bravo Discover Fund IV, L.P.	Wilmington	DE	Thoma Bravo Discover Fund IV, L.P.		12/08/2022	3	0	1,598,957	0	6,674,826	0.284	
	Thoma Bravo Fund XIV, L.P.	Wilmington	DE	Thoma Bravo Fund XIV, L.P.		05/29/2020	3	0	69,845	0	373,444	0.356	
	Trident IX, L.P.	Cayman Islands		Trident IX, L.P.		06/24/2022	3	0	2,338,390	0	13,474,159	0.852	
	True Wind Capital Continuation, L.P.	Wilmington	DE	True Wind Capital Continuation, L.P.		03/22/2023	3	4,000,000	0	0	1,000,000	1.818	
	Veritas Capital Fund VII, L.P.	Wilmington	DE	Veritas Capital Fund VII, L.P.		08/15/2019	3	0	582,941	0	1,141,235	0.289	
	Veritas Capital Fund VIII, L.P.	Wilmington	DE	Veritas Capital Fund VIII, L.P.		03/16/2022	3	0	6,056,338	0	17,097,510	0.281	
	Veritas Capital Vantage Fund, L.P.	Wilmington	DE	Veritas Capital Vantage Fund, L.P.		05/01/2021	3	0	656,389	0	8,876,356	0.772	
	Warren Equity Partners Fund IV, L.P.	Wilmington	DE	Warren Equity Partners Fund IV, L.P.		01/24/2023	3	2,797,578	0	0	16,833,201	1.667	
<b>1999999. Joint Venture Interests - Common Stock - Unaffiliated</b>									<b>23,980,674</b>	<b>99,875,163</b>	<b>0</b>	<b>584,144,652</b>	<b>XXX</b>
	Blackstone Real Estate Partners IX L.P.	Wilmington	DE	Blackstone Real Estate Partners IX L.P.		03/01/2019	3	0	682,200	0	9,201,913	0.231	
	Blackstone Real Estate Partners X L.P.	Wilmington	DE	Blackstone Real Estate Partners X L.P.		03/24/2023	3	131,073	0	0	34,868,927	0.110	
	Brookfield Strategic Real Estate Partners IV-B L.P.	Wilmington	DE	Brookfield Strategic Real Estate Partners IV-B L.P.		07/12/2021	3	0	3,644,401	0	16,164,770	0.168	
<b>2199999. Joint Venture Interests - Real Estate - Unaffiliated</b>									<b>131,073</b>	<b>4,326,601</b>	<b>0</b>	<b>60,235,610</b>	<b>XXX</b>
<b>6099999. Total - Unaffiliated</b>									<b>24,111,747</b>	<b>104,201,764</b>	<b>0</b>	<b>644,380,262</b>	<b>XXX</b>
<b>6199999. Total - Affiliated</b>									<b>0</b>	<b>0</b>	<b>0</b>	<b>0</b>	<b>XXX</b>
<b>6299999 - Totals</b>									<b>24,111,747</b>	<b>104,201,764</b>	<b>0</b>	<b>644,380,262</b>	<b>XXX</b>

**SCHEDULE BA - PART 3**

Showing Other Long-Term Invested Assets DISPOSED, Transferred or Repaid During the Current Quarter

1 CUSIP Identification	2 Name or Description	Location		5 Name of Purchaser or Nature of Disposal	6 Date Originally Acquired	7 Disposal Date	8 Book/ Adjusted Carrying Value Less Encumbrances, Prior Year	Change in Book/Adjusted Carrying Value						15 Book/ Adjusted Carrying Value Less Encumbrances on Disposal	16 Consid-eration	17 Foreign Exchange Gain (Loss) on Disposal	18 Realized Gain (Loss) on Disposal	19 Total Gain (Loss) on Disposal	20 Invest-ment Income
		3 City	4 State					9 Unrealized Valuation Increase (De-crease)	10 Current Year's (Depre-ciation) or (Amorti-zation)/ Accretion	11 Current Year's Other Than Temporary Impairment Recog-nized	12 Capital-ized Deferred Interest and Other	13 Total Change in Book/ Adjusted Carrying Value (9+10-11+12)	14 Total Foreign Exchange Change in Book/ Adjusted Carrying Value						
	Advent International GPE IX Limited Partnership	Cayman Islands		RETURN OF CAPITAL	05/17/2019	03/17/2023	146,188	0	0	0	0	0	0	146,188	146,188	0	0	0	532,135

E03.1





STATEMENT AS OF MARCH 31, 2023 OF GENWORTH LIFE INSURANCE COMPANY

**SCHEDULE BA - PART 3**

Showing Other Long-Term Invested Assets DISPOSED, Transferred or Repaid During the Current Quarter

1 CUSIP Identification	2 Name or Description	Location		5 Name of Purchaser or Nature of Disposal	6 Date Originally Acquired	7 Disposal Date	8 Book/ Adjusted Carrying Value Less Encum- brances, Prior Year	Change in Book/Adjusted Carrying Value						15 Book/ Adjusted Carrying Value Less Encum- brances on Disposal	16 Consid- eration	17 Foreign Exchange Gain (Loss) on Disposal	18 Realized Gain (Loss) on Disposal	19 Total Gain (Loss) on Disposal	20 Invest- ment Income
		3 City	4 State					9 Unrealized Valuation Increase (De- crease)	10 Current Year's (Depre- ciation) or (Amorti- zation)/ Accretion	11 Current Year's Other Than Temporary Impair- ment Recog- nized	12 Capital- ized Deferred Interest and Other	13 Total Change in Book/ Adjusted Carrying Value (9+10- 11+12)	14 Total Foreign Exchange Change in Book/ Adjusted Carrying Value						
2199999. Joint Venture Interests - Real Estate - Unaffiliated							85,105	0	0	0	0	0	0	85,105	85,105	0	0	0	(168,045)
575767-AB-4 ..... MASSACHUSETTS MUTUAL LIFE INSURANCE CO .....				REDEMPTION CORRECTION .....	...01/28/2004 ...	...02/15/2023 ...	(83,333)	0	0	0	0	0	0	(83,333)	(83,333)	0	0	0	0
2799999. Surplus Debentures, etc - Unaffiliated							(83,333)	0	0	0	0	0	0	(83,333)	(83,333)	0	0	0	0
6099999. Total - Unaffiliated							21,393,755	0	0	0	0	0	0	21,393,755	21,393,755	0	0	0	14,264,378
6199999. Total - Affiliated							0	0	0	0	0	0	0	0	0	0	0	0	0
6299999 - Totals							21,393,755	0	0	0	0	0	0	21,393,755	21,393,755	0	0	0	14,264,378

STATEMENT AS OF MARCH 31, 2023 OF GENWORTH LIFE INSURANCE COMPANY

**SCHEDULE D - PART 3**

Show All Long-Term Bonds and Stock Acquired During the Current Quarter

1	2	3	4	5	6	7	8	9	10
CUSIP Identification	Description	Foreign	Date Acquired	Name of Vendor	Number of Shares of Stock	Actual Cost	Par Value	Paid for Accrued Interest and Dividends	NAIC Designation, NAIC Designation Modifier and SVO Administrative Symbol
38376G-BW-9	GOVERNMENT NATIONAL MORTGAGE A GNMA_09-99 5.151% 10/16/49		03/01/2023	Interest Capitalization		116,828	116,828	0	1.A
38376G-SN-1	GOVERNMENT NATIONAL MORTGAGE GNMA_10-96 4.344% 07/16/50		03/01/2023	Interest Capitalization		127,765	127,765	0	1.A
38376G-WH-6	GOVERNMENT NATIONAL MORTGAGE A 3.485% 10/16/50		03/01/2023	Interest Capitalization		89,042	89,042	0	1.A
38377J-4X-8	GOVERNMENT NATIONAL MORTGAGE A 5.418% 02/16/40		03/01/2023	Interest Capitalization		19,750	19,750	0	1.A
38378B-R8-4	GOVERNMENT NATIONAL MORTGAGE A GNMA_12-142 2.638% 04/16/54		03/01/2023	Interest Capitalization		1,300	1,300	0	1.A
38378B-TJ-8	GOVERNMENT NATIONAL MORTGAGE A GNMA_12-53 3.313% 04/16/52		03/01/2023	Interest Capitalization		7,614	7,614	0	1.A
38378N-AG-8	GNMA_13-153 GOVERNMENT NATIONAL MORTGAGE A 2.938% 10/16/54		03/01/2023	Interest Capitalization		113,065	113,065	0	1.A
38378N-BU-6	GNMA_13-155 GOVERNMENT NATIONAL MORTGAGE A 3.080% 08/16/54		03/01/2023	Interest Capitalization		30,757	30,757	0	1.A
38378X-AG-6	GNMA_14-92 GOVERNMENT NATIONAL MORTGAGE A 3.576% 05/16/54		03/01/2023	Interest Capitalization		39,036	39,036	0	1.A
38379K-LP-1	GNMA_15_75 GOVERNMENT NATIONAL MORTGAGE A 3.468% 05/16/55		03/01/2023	Interest Capitalization		35,248	35,248	0	1.A
38379K-S7-4	GOVERNMENT NATIONAL MORTGAGE A GNMA_15-125 3.337% 07/16/55		03/01/2023	Interest Capitalization		103,420	103,420	0	1.A
38379K-S8-2	GOVERNMENT NATIONAL MORTGAGE A GNMA_15-125 3.337% 07/16/55		03/01/2023	Interest Capitalization		185,625	185,625	0	1.A
38379K-ZB-7	GOVERNMENT NATIONAL MORTGAGE A GNMA_15-107 3.335% 03/16/57		03/01/2023	Interest Capitalization		70,150	70,150	0	1.A
38379R-CB-7	GOVERNMENT NATIONAL MORTGAGE A GNMA_15-189 3.000% 07/16/57		03/01/2023	Interest Capitalization		51,002	51,002	0	1.A
38379R-DE-0	GOVERNMENT NATIONAL MORTGAGE A GOVERNMENT NATIONAL MORTGAGE A 3.388% 03/16/57		03/01/2023	Interest Capitalization		32,299	32,299	0	1.A
38379R-JG-9	GOVERNMENT NATIONAL MORTGAGE A GNMA_16-166 3.100% 04/16/58		03/01/2023	Interest Capitalization		28,609	28,609	0	1.A
38379R-LR-2	GOVERNMENT NATIONAL MORTGAGE A GNMA_17-1 3.000% 12/16/58		03/01/2023	Interest Capitalization		70,138	70,138	0	1.A
38379R-NE-9	GOVERNMENT NATIONAL MORTGAGE A GNMA_17-22 3.038% 08/16/58		03/01/2023	Interest Capitalization		40,821	40,821	0	1.A
38379R-NT-6	GOVERNMENT NATIONAL MORTGAGE A GNMA_17-29 3.231% 09/16/58		03/01/2023	Interest Capitalization		118,719	118,719	0	1.A
38379R-PJ-6	GOVERNMENT NATIONAL MORTGAGE A GNMA_17-41 3.000% 07/16/58		03/01/2023	Interest Capitalization		57,340	57,340	0	1.A
38379R-PS-6	GOVERNMENT NATIONAL MORTGAGE A GNMA_17-44 3.264% 02/17/57		03/01/2023	Interest Capitalization		42,905	42,905	0	1.A
38379R-S8-7	GOVERNMENT NATIONAL MORTGAGE A GNMA_17-102 3.197% 12/16/58		03/01/2023	Interest Capitalization		88,887	88,887	0	1.A
38379R-JD-3	GOVERNMENT NATIONAL MORTGAGE A GNMA_17-51 2.500% 05/16/59		03/01/2023	Interest Capitalization		24,050	24,050	0	1.A
38379R-ZW-6	GOVERNMENT NATIONAL MORTGAGE A GNMA_17-90 2.750% 01/16/59		03/01/2023	Interest Capitalization		44,080	44,080	0	1.A
38379U-6B-7	GOVERNMENT NATIONAL MORTGAGE A GNMA_17-20 3.050% 12/16/58		03/01/2023	Interest Capitalization		126,426	126,426	0	1.A
38379U-A8-9	GOVERNMENT NATIONAL MORTGAGE AS GNMA_16-95 2.750% 04/16/57		03/01/2023	Interest Capitalization		61,112	61,112	0	1.A
38379U-C7-9	GOVERNMENT NATIONAL MORTGAGE AS SERIES 16-95 CLAS ZL 3.122% 06/16/58		03/01/2023	Interest Capitalization		225,717	225,714	0	1.A
38379U-DJ-2	GOVERNMENT NATIONAL MORTGAGE A GOVERNMENT NATIONAL MORTGAGE A 2.918% 12/16/57		03/01/2023	Interest Capitalization		75,610	75,610	0	1.A
38379U-E7-7	GOVERNMENT NATIONAL MORTGAGE A GNMA_16-110 2.933% 05/16/58		03/01/2023	Interest Capitalization		25,291	25,291	0	1.A
38379U-FU-5	GOVERNMENT NATIONAL MORTGAGE A GNMA_16-24 3.348% 09/16/57		03/01/2023	Interest Capitalization		42,505	42,505	0	1.A
38379U-HH-2	GOVERNMENT NATIONAL MORTGAGE A GOVERNMENT NATIONAL MORTGAGE A 2.938% 03/16/58		03/01/2023	Interest Capitalization		62,210	62,210	0	1.A
38379U-HT-6	GOVERNMENT NATIONAL MORTGAGE A GNMA_16-41 3.487% 06/16/57		03/01/2023	Interest Capitalization		94,855	94,855	0	1.A
38379U-RN-8	GNMA_16-70 GNMA_16-70 2.885% 04/16/58		03/01/2023	Interest Capitalization		33,484	33,484	0	1.A
38379U-SM-9	GOVERNMENT NATIONAL MORTGAGE A GOVERNMENT NATIONAL MORTGAGE A 3.380% 04/16/58		03/01/2023	Interest Capitalization		91,523	91,523	0	1.A
38379U-SV-9	GOVERNMENT NATIONAL MORTGAGE A GNMA_16-64A 3.415% 12/16/57		03/01/2023	Interest Capitalization		90,095	90,095	0	1.A
38379U-WL-6	GOVERNMENT NATIONAL MORTGAGE A GNMA_16-86 3.036% 03/16/58		03/01/2023	Interest Capitalization		60,504	60,504	0	1.A
38379U-ZN-9	GOVERNMENT NATIONAL MORTGAGE AS GNMA_16-94 3.000% 12/16/57		03/01/2023	Interest Capitalization		114,522	114,522	0	1.A
38379U-ZY-5	GOVERNMENT NATIONAL MORTGAGE AS GNMA_16-96 3.135% 12/16/57		03/01/2023	Interest Capitalization		27,859	27,859	0	1.A
38380J-2A-5	GOVERNMENT NATIONAL MORTGAGE A GNMA_18-81 2.500% 01/16/60		03/01/2023	Interest Capitalization		56,058	56,058	0	1.A
38380J-3M-8	GOVERNMENT NATIONAL MORTGAGE A GNMA_18-88 3.081% 11/16/59		03/01/2023	Interest Capitalization		138,635	138,635	0	1.A
38380J-G5-1	GOVERNMENT NATIONAL MORTGAGE A GOVERNMENT NATIONAL MORTGAGE A 2.777% 04/16/54		03/01/2023	Interest Capitalization		26,671	26,671	0	1.A
38380J-G8-5	GOVERNMENT NATIONAL MORTGAGE A GNMA_18-58 2.500% 12/16/57		03/01/2023	Interest Capitalization		113,550	113,550	0	1.A
38380J-NL-8	GOVERNMENT NATIONAL MORTGAGE A GNMA_18-3 3.000% 05/16/59		03/01/2023	Interest Capitalization		34,509	34,509	0	1.A
38380J-TD-0	GOVERNMENT NATIONAL MORTGAGE A GNMA_18-28 2.699% 01/16/55		03/01/2023	Interest Capitalization		24,485	24,485	0	1.A
38380J-XA-1	GOVERNMENT NATIONAL MORTGAGE A GOVERNMENT NATIONAL MORTGAGE A 2.700% 05/16/60		03/01/2023	Interest Capitalization		48,061	48,061	0	1.A
38380J-XV-5	GOVERNMENT NATIONAL MORTGAGE A GOVERNMENT NATIONAL MORTGAGE A 2.500% 01/16/60		03/01/2023	Interest Capitalization		22,519	22,519	0	1.A
38380J-ZD-3	GOVERNMENT NATIONAL MORTGAGE A GOVERNMENT NATIONAL MORTGAGE A 3.200% 11/16/59		03/01/2023	Interest Capitalization		73,735	73,735	0	1.A
38380M-BN-0	GOVERNMENT NATIONAL MORTGAGE A GOVERNMENT NATIONAL MORTGAGE A 3.009% 11/16/59		03/01/2023	Interest Capitalization		123,967	123,967	0	1.A

E04

STATEMENT AS OF MARCH 31, 2023 OF GENWORTH LIFE INSURANCE COMPANY

**SCHEDULE D - PART 3**

Show All Long-Term Bonds and Stock Acquired During the Current Quarter

1	2	3	4	5	6	7	8	9	10
CUSIP Identification	Description	Foreign	Date Acquired	Name of Vendor	Number of Shares of Stock	Actual Cost	Par Value	Paid for Accrued Interest and Dividends	NAIC Designation, NAIC Designation Modifier and SVO Administrative Symbol
38380M-CE-9	GOVERNMENT NATIONAL MORTGAGE A GOVERNMENT NATIONAL MORTGAGE A 3.000% 08/16/60		03/01/2023	Interest Capitalization		42,913	42,913	0	1.A
38380M-DK-4	GOVERNMENT NATIONAL MORTGAGE A GNMA 18-110 3.200% 01/16/60		03/01/2023	Interest Capitalization		50,287	50,287	0	1.A
38380M-IM-0	GOVERNMENT NATIONAL MORTGAGE A GOVERNMENT NATIONAL MORTGAGE A 3.000% 07/16/60		03/01/2023	Interest Capitalization		42,699	42,699	0	1.A
<b>0109999999 Subtotal - Bonds - U.S. Governments</b>						<b>3,468,252</b>	<b>3,468,249</b>	<b>0</b>	<b>XXX</b>
195325-EG-6	COLOMBIA REPUBLIC OF 7.500% 02/02/34	C	01/24/2023	J.P. MORGAN SECURITIES INC		4,963,150	5,000,000	0	3.A FE
<b>0309999999 Subtotal - Bonds - All Other Governments</b>						<b>4,963,150</b>	<b>5,000,000</b>	<b>0</b>	<b>XXX</b>
3136A0-VF-1	FANNIE MAE FNMA 11-73 FNMA 11-73D 3.500% 01/25/41		03/01/2023	Interest Capitalization		8,342	8,342	0	1.A
3136A7-B6-8	FANNIE MAE FNMA 12-83 FANNIE MAE FNMA 12-83 2.500% 08/25/42		03/01/2023	Interest Capitalization		3,085	3,085	0	1.A
3137AF-HA-3	FREDDIE MAC FHLMC 3922 FREDDIE MAC FHLMC 3922 4.000% 09/15/41		01/10/2023	Interest Capitalization		6,618	6,618	0	1.A
3137AJ-J7-0	FREDDIE MAC FHLMC 11-3960 FREDDIE MAC FHLMC 11-3960 3.500% 11/15/41		03/01/2023	Interest Capitalization		138,520	138,520	0	1.A
3137BK-HR-4	FREDDIE MAC FHLMC 15-4497 3.500% 07/15/45		01/30/2023	Interest Capitalization		25,631	25,631	0	1.A
31396E-UC-8	FREDDIE MAC FHLMC 3065 5.500% 11/15/35		03/01/2023	Interest Capitalization		7,054	7,054	0	1.A
31397N-T4-7	FANNIE MAE FNMA 09-42 5.000% 06/25/39		03/01/2023	Interest Capitalization		11,940	11,940	0	1.A
31397Q-NQ-7	FANNIE MAE FNMA 11-9 3.500% 02/25/41		03/01/2023	Interest Capitalization		42,683	42,683	0	1.A
<b>0909999999 Subtotal - Bonds - U.S. Special Revenues</b>						<b>243,873</b>	<b>243,873</b>	<b>0</b>	<b>XXX</b>
015271-BB-4	ALEXANDRIA REAL EST EQ INC ALEXANDRIA REAL ESTATE EQUITIE 5.150% 04/15/53		02/02/2023	GOLDMAN SACHS & CO		4,975,000	5,000,000	0	2.A FE
020002-BK-6	ALLSTATE CORP ALLSTATE CORPORATION (THE) 5.250% 03/30/33		03/29/2023	MORGAN STANLEY		4,991,550	5,000,000	0	1.G FE
031162-DT-4	AMGEN INC 5.650% 03/02/53		02/15/2023	CITIGROUP GLOBAL MARKETS		9,985,600	10,000,000	0	2.A FE
031162-DU-1	AMGEN INC 5.750% 03/02/63		02/15/2023	CITIGROUP GLOBAL MARKETS		9,907,200	10,000,000	0	2.A FE
04316J-AE-9	ARTHUR J GALLAGHER & CO 5.750% 03/02/53		02/27/2023	BANC OF AMERICA SECURITIES LLC		14,849,700	15,000,000	0	2.B FE
048303-G8-4	ATLANTIC CITY ELECTRIC COMPANY ATLANTIC CITY ELECTRIC COMPANY 5.570% 03/15/53		03/15/2023	MIZUHO SECURITIES		5,000,000	5,000,000	0	1.F Z
053332-BD-3	AUTOZONE INC 4.750% 02/01/33		03/02/2023	BARCLAYS CAPITAL INC		4,686,000	5,000,000	25,729	2.B FE
053611-AN-9	AVERY DENNISON CORP AVERY DENNISON CORPORATION 5.750% 03/15/33		03/06/2023	Suntrust Banks Inc		4,988,000	5,000,000	0	2.B FE
084423-AU-6	WR BERKLEY CORP WR BERKLEY CORPORATION 4.000% 05/12/50		02/15/2023	J.P. MORGAN SECURITIES INC		3,204,680	4,000,000	40,889	2.A FE
084423-AV-4	WR BERKLEY CORP WR BERKLEY CORPORATION 3.550% 03/30/52		02/15/2023	J.P. MORGAN SECURITIES INC		3,660,300	5,000,000	67,549	2.A FE
12626P-AN-3	CRH AMERICA INC Series 144A 5.125% 05/18/45		01/26/2023	AMHERST		1,944,180	2,000,000	20,500	2.A FE
126650-DV-9	CVS HEALTH CORP 5.625% 02/21/53		02/13/2023	BANC OF AMERICA SECURITIES LLC		1,997,120	2,000,000	0	2.B FE
133131-AY-8	CAMDEN PROPERTY TRUST 3.350% 11/01/49		02/27/2023	WELLS FARGO BANK		3,294,222	4,555,000	50,864	1.G FE
153609-L#-7	CENTRAL HUDSON GAS & ELEC CENTRAL HUDSON GAS & ELECTRIC 5.880% 03/28/38		03/28/2023	SCOTIA CAPITAL		6,000,000	6,000,000	0	2.A Z
184496-AQ-0	CLEAN HARBORS, INC. Series 144A 6.375% 02/01/31		01/17/2023	GOLDMAN SACHS & CO		1,000,000	1,000,000	0	3.C FE
198280-AH-2	COLUMBIA PIPELINE GROUP INC SERIES 144A 5.800% 06/01/45		03/08/2023	AMHERST		6,316,267	6,043,000	61,296	1.G FE
23338V-AT-3	DTE ELECTRIC CO 5.400% 04/01/53		02/28/2023	BANC OF AMERICA SECURITIES LLC		6,511,935	6,500,000	0	1.E FE
247109-G8-4	DELMARVA POWER AND LIGHT COMPA 5.570% 03/15/53		03/15/2023	MIZUHO SECURITIES		3,000,000	3,000,000	0	1.F Z
277432-AX-8	EASTMAN CHEMICAL COMPANY 5.750% 03/08/33		02/22/2023	J.P. MORGAN SECURITIES INC		9,998,500	10,000,000	0	2.B FE
285512-AF-6	ELECTRONIC ARTS INC 2.950% 02/15/51		02/16/2023	GOLDMAN SACHS & CO		3,249,500	5,000,000	2,458	2.A FE
28622H-AC-5	ELEVANCE HEALTH INC 5.125% 02/15/53		01/30/2023	BARCLAYS CAPITAL INC		4,981,700	5,000,000	0	2.B FE
30036F-AB-7	EVERGY KANSAS CENTRAL 5.700% 03/15/53		03/07/2023	WELLS FARGO BANK		4,970,800	5,000,000	0	1.F FE
337738-BE-7	FISERV INC 5.600% 03/02/33		02/27/2023	BANC OF AMERICA SECURITIES LLC		4,989,400	5,000,000	0	2.B FE
341081-GM-3	FLORIDA POWER AND LIGHT CO 5.300% 04/01/53		02/28/2023	CITIGROUP GLOBAL MARKETS		4,975,100	5,000,000	0	1.D FE
34501*-AE-3	FOOTBALL CLUB TERM NOTES 2023- FOOTBALL CLUB TERM NOTES 2023- 5.670% 10/05/38		03/28/2023	BANC OF AMERICA SECURITIES LLC		6,000,000	6,000,000	0	1.F FE
345397-B6-9	FORD MOTOR CREDIT COMPANY LLC 3.625% 06/17/31		02/22/2023	CITIGROUP GLOBAL MARKETS		3,950,000	5,000,000	33,733	3.A FE
370334-CT-9	GENERAL MILLS INC 4.950% 03/29/33		03/27/2023	BARCLAYS CAPITAL INC		2,993,910	3,000,000	0	2.B FE
37045X-ED-4	GENERAL MOTORS FINANCIAL CO IN 6.400% 01/09/33		01/04/2023	DEUTSCHE BANK SECURITIES INC.		7,975,520	8,000,000	0	2.C FE
42981D-AA-4	HIGH STREET FUNDING TRUST I Series 144A 4.682% 02/15/48		02/07/2023	Various		5,178,982	5,995,000	134,963	2.A FE
444859-BX-9	HUMANA INC 5.500% 03/15/53		02/27/2023	BARCLAYS CAPITAL INC		4,821,550	5,000,000	0	2.C FE
45138L-BH-5	IDAHO POWER COMPANY 5.500% 03/15/53		03/09/2023	J.P. MORGAN SECURITIES INC		4,952,850	5,000,000	0	1.G FE
455434-BT-6	INDIANAPOLIS PWR & LIGHT Series 144A 4.050% 05/01/46		03/08/2023	DEUTSCHE BANK SECURITIES INC.		3,221,000	4,000,000	58,050	1.F FE
458140-CK-4	INTEL CORP INTEL CORPORATION 5.900% 02/10/63		02/07/2023	MORGAN STANLEY		4,997,700	5,000,000	0	1.F FE

STATEMENT AS OF MARCH 31, 2023 OF GENWORTH LIFE INSURANCE COMPANY

**SCHEDULE D - PART 3**

Show All Long-Term Bonds and Stock Acquired During the Current Quarter

1	2	3	4	5	6	7	8	9	10
CUSIP Identification	Description	Foreign	Date Acquired	Name of Vendor	Number of Shares of Stock	Actual Cost	Par Value	Paid for Accrued Interest and Dividends	NAIC Designation, NAIC Designation Modifier and SVO Administrative Symbol
485134-BM-1	EVERGY METRO KANSAS CITY POWER & LIGHT CO 5.300% 10/01/41		02/23/2023	KEYBANC CAPITAL MARKET		7,691,372	7,800,000	163,122	1.F FE
485134-BR-0	EVERGY METRO 4.200% 03/15/48		01/19/2023	AMHERST		1,009,432	1,145,000	17,099	1.F FE
49446R-AT-6	KIMCO REALTY CORP KIMCO REALTY CORPORATION 4.450% 09/01/47		02/28/2023	WELLS FARGO BANK		8,038,000	10,000,000	1,236	2.A FE
50212B-AG-2	LP 1A REIT INC 5.880% 01/05/33		01/05/2023	PNC CAPITAL MARKETS		15,000,000	15,000,000	0	2.A Z
52532X-AJ-4	LEIDOS INC 5.750% 03/15/33		02/16/2023	BANC OF AMERICA SECURITIES LLC		6,950,790	7,000,000	0	2.C FE
532457-CH-9	ELI LILLY AND COMPANY 4.950% 02/27/63		02/23/2023	J.P. MORGAN SECURITIES INC		5,839,784	5,920,000	0	1.F FE
548661-EQ-6	LOWES COMPANIES INC 5.150% 07/01/33		03/28/2023	J.P. MORGAN SECURITIES INC		5,000,000	5,000,000	0	2.A FE
55336V-BV-1	MPLX LP 5.000% 03/01/33		02/02/2023	NETSCOUT SYSTEMS INC		5,950,200	6,000,000	0	2.B FE
55336V-BW-9	MPLX LP 5.650% 03/01/53		02/07/2023	Various		14,800,975	15,000,000	0	2.B FE
573284-AU-0	MARTIN MARIETTA MATERIAL 4.250% 12/15/47		02/27/2023	WELLS FARGO BANK		2,088,536	2,527,000	22,166	2.B FE
59217G-FP-9	METROPOLITAN LIFE GLOBAL FUNDI Series 144A 5.150% 03/28/33		03/21/2023	J.P. MORGAN SECURITIES INC		4,993,050	5,000,000	0	1.D FE
595112-BU-6	MICRON TECHNOLOGY INC 3.477% 11/01/51		02/28/2023	GOLDMAN SACHS & CO		3,105,500	5,000,000	58,433	2.C FE
59523U-AU-1	MID-AMERICA APARTMENTS LP 2.875% 09/15/51		01/19/2023	WELLS FARGO BANK		12,727,199	18,211,000	182,962	1.G FE
670346-AQ-8	NUCOR CORP NUCOR CORPORATION 4.400% 05/01/48		01/19/2023	JEFFRIES & COMPANY INC		6,027,731	6,630,000	66,447	1.G FE
68233J-CB-1	ONCOR ELECTRIC DELIVERY CO LLC ONCOR ELECTRIC DELIVERY COMPAN 5.450% 05/01/36		03/29/2023	MIZUHO SECURITIES		9,000,000	9,000,000	0	1.F Z
69351U-BB-8	PPL ELECTRIC UTILITIES CORPORA 5.250% 05/15/53		02/27/2023	BARCLAYS CAPITAL INC		4,898,850	5,000,000	0	1.E FE
709599-BS-2	PENSKE TRUCK LEASING CO LP Series 144A 5.700% 02/01/28		01/05/2023	WELLS FARGO BANK		1,995,840	2,000,000	0	2.B FE
72147K-AJ-7	PILGRIMS PRIDE CORP 4.250% 04/15/31		02/17/2023	Tax Free Exchange		30,849,252	32,310,000	465,353	2.C FE
74251V-AU-6	PRINCIPAL FINANCIAL GROUP INC 5.500% 03/15/53		03/09/2023	Suntrust Banks Inc		4,925,450	5,000,000	3,819	1.G FE
74340X-CC-3	PROLOGIS LP 3.050% 03/01/50		02/24/2023	Various		5,942,492	8,615,000	129,189	1.G FE
758750-AE-3	REGAL-BELOIT CORPORATION Series 144A 6.300% 02/15/30		01/09/2023	J.P. MORGAN SECURITIES INC		3,996,600	4,000,000	0	2.C FE
758750-AF-0	REGAL-BELOIT CORPORATION Series 144A 6.400% 04/15/33		01/09/2023	J.P. MORGAN SECURITIES INC		4,984,700	5,000,000	0	2.C FE
75884R-AW-3	REGENCY CENTERS LP 4.400% 02/01/47		02/16/2023	MARKETAXESS		649,152	800,000	1,956	2.A FE
78408L-AC-1	SC JOHNSON & SON INC Series 144A 4.350% 09/30/44		01/20/2023	Suntrust Banks Inc		4,422,950	5,000,000	68,875	1.G FE
816300-AH-0	SELECTIVE INS GRP INC. SELECTIVE INSURANCE GROUP INC. 5.375% 03/01/49		03/09/2023	Suntrust Banks Inc		6,420,050	7,000,000	12,542	2.B FE
828807-DV-6	SIMON PROPERTY GROUP LP 5.850% 03/08/53		03/01/2023	CITIGROUP GLOBAL MARKETS		2,973,180	3,000,000	0	1.G FE
87264A-CW-3	T-MOBILE USA INC 5.650% 01/15/53		02/06/2023	WELLS FARGO BANK		10,440,300	10,000,000	37,667	2.C FE
87612G-AC-5	TARGA RESOURCES CORP 6.125% 03/15/33		01/03/2023	Suntrust Banks Inc		9,985,800	10,000,000	0	2.C FE
89838L-AF-1	TRUSTEES OF BOSTON COLLEGE 3.993% 07/01/47		01/23/2023	RAYMOND JAMES & ASSOC		2,612,550	3,000,000	7,986	1.D FE
898813-AV-2	TUCSON ELECTRIC POWER CO 5.500% 04/15/53		02/14/2023	Various		7,005,070	7,000,000	0	1.G FE
911312-CA-2	UNITED PARCEL SERVICE INC 5.050% 03/03/53		02/23/2023	BARCLAYS CAPITAL INC		4,973,900	5,000,000	0	1.F FE
929160-AV-1	VULCAN MATERIALS COMPANY 4.500% 06/15/47		02/22/2023	Various		11,143,999	12,883,000	102,068	2.B FE
962166-CB-8	WEYERHAEUSER COMPANY 4.000% 03/09/52		02/28/2023	WELLS FARGO BANK		1,041,858	1,337,000	25,256	2.B FE
29250N-BR-5	ENBRIDGE INC 5.700% 03/08/33		03/06/2023	MORGAN STANLEY		4,993,600	5,000,000	0	2.A FE
67077M-BB-3	NUTRIEN LTD 5.800% 03/27/53		03/23/2023	CITIGROUP GLOBAL MARKETS		6,968,630	7,000,000	0	2.B FE
C5847*-AF-0	MOSAIC FOREST MANAGEMENT LTD P MOSAIC FOREST MANAGEMENT LTD P 2.890% 10/08/33		01/03/2023	Taxable Exchange		10,000,000	10,000,000	68,236	2.A PL
06762H-AA-5	BABSON CLO LTD BABSON 23-1A Series 144A 0.000% 04/20/36	C.	02/01/2023	MORGAN STANLEY		1,000,000	1,000,000	0	1.A FE
08186K-AA-2	BENEFIT STREET PARTNERS CLO LT Series 144A 0.000% 04/25/36	C.	01/13/2023	BANC OF AMERICA SECURITIES LLC		1,000,000	1,000,000	0	1.A FE
411618-AB-7	HARBOUR ENERGY PLC Series 144A 5.500% 10/15/26	C.	02/16/2023	MARKETAXESS		4,872,402	5,264,000	100,366	3.C FE
478375-AN-8	JOHNSON CONTROLS INTERNATIONAL 4.950% 07/02/64	C.	03/02/2023	Suntrust Banks Inc		6,184,052	7,290,000	63,671	2.B FE
73730E-AE-3	POSCO Series 144A 5.875% 01/17/33	C.	01/10/2023	Various		4,967,870	5,000,000	0	2.A FE
86562M-CS-7	SUMITOMO MITSUI FIN GRP INC SUMITOMO MITSUI FINANCIAL GROU 5.766% 01/13/33	C.	02/28/2023	SMBC NIKKO SECURITIES A1		12,058,750	12,000,000	43,245	1.G FE
892938-AA-9	TRANE TECHNOLOGIES FINANCING L 5.250% 03/03/33	C.	02/28/2023	Various		12,257,833	12,305,000	0	2.B FE
B9550@-AH-4	UMICORE SA 6.440% 01/18/33	C.	01/18/2023	J.P. MORGAN SECURITIES INC		15,000,000	15,000,000	0	2.B Z
G1264*-AA-0	BID II CLASS A NOTE 3.500% 06/30/39	C.	03/15/2023	CORPORATE ACTION		1,082,111	1,082,111	0	1.G PL
G1264*-AB-8	BID II CLASS B NOTE 4.500% 06/30/39	C.	03/15/2023	CORPORATE ACTION		865,689	865,689	0	3.A PL
07160#-AR-0	ORICA FIN LTD 5.820% 10/16/32	C.	03/16/2023	J.P. MORGAN SECURITIES INC		10,000,000	10,000,000	0	2.C Z
1109999999	Subtotal - Bonds - Industrial and Miscellaneous (Unaffiliated)					492,313,765	521,077,800	2,137,725	XXX
B61146S-05-4	PF Baseline Fitness LLC PF Baseline Fitness LLC 03/31/24		02/07/2023	No Broker		960,000	960,000	0	4.B Z

E04.2

STATEMENT AS OF MARCH 31, 2023 OF GENWORTH LIFE INSURANCE COMPANY

**SCHEDULE D - PART 3**

Show All Long-Term Bonds and Stock Acquired During the Current Quarter

1	2	3	4	5	6	7	8	9	10
CUSIP Identification	Description	Foreign	Date Acquired	Name of Vendor	Number of Shares of Stock	Actual Cost	Par Value	Paid for Accrued Interest and Dividends	NAIC Designation, NAIC Designation Modifier and SVO Administrative Symbol
BGIW44A-8J-8	AC&A Enterprises Holdings, LLC AC&A Enterprises Holdings		01/21/25	Interest Capitalization		1,001	1,001	0	6.A PL
BGIW44A-8R-0	AC&A Enterprises Holdings, LLC AC&A Enterprises Holdings		01/21/25	Interest Capitalization		10,071	10,071	0	4.C PL
BGIW44A-DF-0	AC&A Enterprises Holdings, LLC AC&A Enterprises Holdings		01/21/25	Interest Capitalization		1,338	1,338	0	4.C PL
BGIW44M-87-8	HMI Acquisition Company HMI Acquisition Company		12/28/24	No Broker		40,323	40,323	0	6. PL
BGIW4EA-TB-8	World Wide Packaging, Inc. World Wide Packaging		03/27/25	Interest Capitalization		25,287	25,287	0	5.C Z
BGIW4GJ-AW-1	Chase Industries, Inc Chase Industries Inc		05/11/25	Interest Capitalization		18,616	18,616	0	5.C PL
BGIW4GJ-F8-9	Chase Industries, Inc Chase Industries		05/11/25	Interest Capitalization		124,375	124,375	0	5.C PL
BGIW4GJ-FQ-9	Chase Industries, Inc Chase Industries Inc		05/11/25	Interest Capitalization		11,754	11,754	0	5.C PL
BGIW4HX-PS-2	EXT Acquisitions Inc EXT Acquisitions Inc		06/26/24	No Broker		50,503	50,503	0	4.A PL
BGIW4J6-VZ-6	Spinrite Limited Partnership Spinrite Limited Partnership		06/27/24	Interest Capitalization		9,785	9,785	0	5.B PL
BGIW4TB-Q1-5	Composite Technology Acq Composite Technology Acq		02/01/24	No Broker		123,810	123,810	0	5.A PL
BGIW4TB-TD-6	Composite Technology Acq Composite Technology Acq		02/01/25	Interest Capitalization		(271)	(271)	0	5.A PL
BGIW50M-M8-8	Valicor PPC Intermediate I LLC Valicor PPC Intermediate I LLC		07/24/24	Conversion		12,616	12,079	0	3.C PL
BGIW50M-M8-8	Valicor PPC Intermediate I LLC Valicor PPC Intermediate I LLC		07/24/24	No Broker		182,609	182,609	0	3.C PL
BGIW52C-V0-5	Heartland, LLC Heartland LLC		08/30/24	No Broker		207,140	207,140	0	4.B PL
BGIW53C-UB-1	Apex Service Partners, LLC Apex Service Partners LLC		07/31/25	No Broker		160,256	160,256	0	4.B PL
BGIW55B-33-9	DAS Purchaser 2 Corp. DAS Purchaser 2 Corp.		11/13/24	No Broker		127,315	127,315	0	2.C PL
BGIW58E-FR-4	Fresh Holdco, Inc. Fresh Holdco		01/24/26	No Broker		126,203	126,582	0	3.B PL
BGIW58R-VL-0	New ILC Dover, Inc. New ILC Dover, Inc.		01/31/26	No Broker		443,459	445,687	0	4.B PL
BGIW58R-VU-0	New ILC Dover, Inc. New ILC Dover		01/31/26	No Broker		168,892	168,892	0	4.B PL
BGIW65H-EV-0	Lamark Media Group, LLC Lamark Media Group, LLC		10/14/27	CHURCHILL ASSET MANAGEMENT LLC		494,118	504,202	0	3.A PL
BGIW661-Q0-2	Lamark Media Group, LLC Lamark Media Group, LLC		10/14/27	No Broker		216,631	216,631	0	3.A PL
BGIW662-3L-6	Corbett Technology Solutions Corbett Technology Solutions		10/29/27	CHURCHILL ASSET MANAGEMENT LLC		1,143,881	1,167,226	0	3.A PL
BGIW67S-LS-3	NFM & J, L.P. NFM & J, L.P.		11/30/27	No Broker		400,862	400,862	0	3.A PL
BGIW68F-83-0	Omni Intermediate Holdings Omni Intermediate Holdings		11/30/27	No Broker		240,635	241,844	0	3.A PL
BGIW68Q-QA-0	MeritB2B LLC MeritB2B LLC		05/23/24	CHURCHILL ASSET MANAGEMENT LLC		617,378	629,977	0	2.C PL
BGIW6A7-4Y-1	Blackbird Purchaser, Inc. Blackbird Purchaser, Inc.		04/08/26	No Broker		1,537,321	1,552,850	0	3.C PL
BGIW6H4-LD-8	MidWest Eye Services, LLC MidWest Eye Services, LLC		08/20/27	No Broker		104,443	105,498	0	3.A PL
BGIW6H4-N3-8	TSS Buyer, LLC TSS Buyer, LLC		06/22/29	No Broker		240,712	240,712	0	3.B Z
BGIW6J2-5H-9	Omni Intermediate Holdings Omni Intermediate Holdings		11/30/27	No Broker		23,589	23,828	0	4.B Z
BGIW6JB-SW-1	SEKO Worldwide, LLC SEKO Worldwide, LLC		12/30/26	No Broker		843,470	851,990	0	3.A Z
BGIW6L7-XX-9	Techmer Techmer		09/01/28	No Broker		178,625	180,429	0	2.C Z
BGIW6NN-YH-6	TRILON GROUP, LLC TRILON GROUP, LLC		05/27/29	No Broker		1,914,974	1,914,974	0	3.B Z
BGIW6RR-1W-6	Legacy Service Partners Legacy Service Partners		01/09/29	CHURCHILL ASSET MANAGEMENT LLC		10,033,332	10,238,095	0	4.B Z
BGIW6RR-22-1	Legacy Service Partners Legacy Service Partners		01/09/29	No Broker		1,492,500	1,500,000	0	3.B Z
BGIW6RX-QZ-9	Ergotech Controls Ergotech Controls		01/20/29	CHURCHILL ASSET MANAGEMENT LLC		4,299,416	4,387,159	0	3.B Z
BGIW6S7-CW-7	Propark Mobility Propark Mobility		12/31/28	CHURCHILL ASSET MANAGEMENT LLC		3,159,129	3,223,601	0	3.A Z
BGIW6S9-J5-5	Ardurra Ardurra		01/31/29	CHURCHILL ASSET MANAGEMENT LLC		1,599,007	1,631,640	0	3.B Z
BGIW6SG-T0-2	Ovation Ovation		02/03/29	CHURCHILL ASSET MANAGEMENT LLC		1,879,491	1,922,753	0	3.A Z
BGIW6VO-DT-4	Impact Environmental Impact Environmental		03/23/29	CHURCHILL ASSET MANAGEMENT LLC		973,627	993,497	0	3.B Z
BGIW6V5-94-3	Health Management Associates Health Management Associates		03/31/29	CHURCHILL ASSET MANAGEMENT LLC		1,595,036	1,633,509	0	3.B Z
BGIW4KH-R0-5	Sara Lee Frozen Bakery Sara Lee Frozen B		02/06/2023	No Broker		100,000	100,000	0	3.C PL
BGIW4TB-Q1-5	Composite Technology Acq Composite Technology Acq		02/01/24	No Broker		388,095	388,095	0	5.A PL
1909999999. Subtotal - Bonds - Unaffiliated Bank Loans						36,281,354	36,856,524	0	XXX
2509999997. Total - Bonds - Part 3						537,270,394	566,646,446	2,137,725	XXX
2509999998. Total - Bonds - Part 5						XXX	XXX	XXX	XXX
2509999999. Total - Bonds						537,270,394	566,646,446	2,137,725	XXX
4509999997. Total - Preferred Stocks - Part 3						0	XXX	0	XXX

E04.3

STATEMENT AS OF MARCH 31, 2023 OF GENWORTH LIFE INSURANCE COMPANY

**SCHEDULE D - PART 3**

Show All Long-Term Bonds and Stock Acquired During the Current Quarter

1 CUSIP Identification	2 Description	3 Foreign	4 Date Acquired	5 Name of Vendor	6 Number of Shares of Stock	7 Actual Cost	8 Par Value	9 Paid for Accrued Interest and Dividends	10 NAIC Designation, NAIC Designation Modifier and SVO Admini- strative Symbol
4509999998. Total - Preferred Stocks - Part 5						XXX	XXX	XXX	XXX
4509999999. Total - Preferred Stocks						0	XXX	0	XXX
464287-20-0	ISHARES CORE S&P 500 INDEX ETF		03/17/2023	Various	88,120.000	35,288,927		0	
SBMHR-98-9	MONDAY.COM LTD	C	02/16/2023	CORPORATE ACTION	74.000	11,269		0	
5019999999. Subtotal - Common Stocks - Industrial and Miscellaneous (Unaffiliated) Publicly Traded						35,300,196	XXX	0	XXX
5989999997. Total - Common Stocks - Part 3						35,300,196	XXX	0	XXX
5989999998. Total - Common Stocks - Part 5						XXX	XXX	XXX	XXX
5989999999. Total - Common Stocks						35,300,196	XXX	0	XXX
5999999999. Total - Preferred and Common Stocks						35,300,196	XXX	0	XXX
6009999999 - Totals						572,570,590	XXX	2,137,725	XXX







STATEMENT AS OF MARCH 31, 2023 OF GENWORTH LIFE INSURANCE COMPANY

SCHEDULE D - PART 4

Show All Long-Term Bonds and Stock Sold, Redeemed or Otherwise Disposed of During the Current Quarter

Table with columns: 1 CUSIP Identification, 2 Description, 3 Foreign, 4 Disposal Date, 5 Name of Purchaser, 6 Number of Shares of Stock, 7 Consideration, 8 Par Value, 9 Actual Cost, 10 Prior Year Book/Adjusted Carrying Value, 11-15 Change In Book/Adjusted Carrying Value (Unrealized, Current Year's, Other Than Temporary Impairment, Total Change in Book/Adjusted Carrying Value, Total Foreign Exchange Change in Book/Adjusted Carrying Value), 16 Book/Adjusted Carrying Value at Disposal Date, 17 Foreign Exchange Gain (Loss) on Disposal, 18 Realized Gain (Loss) on Disposal, 19 Total Gain (Loss) on Disposal, 20 Bond Interest/Stock Dividends Received During Year, 21 Stated Contractual Maturity Date, 22 NAIC Designation, NAIC Designation Modifier and SVO Administrative Symbol.

E05.2









STATEMENT AS OF MARCH 31, 2023 OF GENWORTH LIFE INSURANCE COMPANY

**SCHEDULE D - PART 4**

Show All Long-Term Bonds and Stock Sold, Redeemed or Otherwise Disposed of During the Current Quarter

1	2	3	4	5	6	7	8	9	10	Change In Book/Adjusted Carrying Value					16	17	18	19	20	21	22
										11	12	13	14	15							
CUSIP Identification	Description	For-foreign	Disposal Date	Name of Purchaser	Number of Shares of Stock	Consideration	Par Value	Actual Cost	Prior Year Book/Adjusted Carrying Value	Unrealized Valuation Increase/(Decrease)	Current Year's (Amortization)/Accretion	Current Year's Other Than Temporary Impairment Recognized	Total Change in Book/Adjusted Carrying Value (11 + 12 - 13)	Total Foreign Exchange Change in Book /Adjusted Carrying Value	Book/Adjusted Carrying Value at Disposal Date	Foreign Exchange Gain (Loss) on Disposal	Realized Gain (Loss) on Disposal	Total Gain (Loss) on Disposal	Bond Interest/Stock Dividends Received During Year	Stated Contractual Maturity Date	NAIC Designation, NAIC Designation Modifier and SVO Administrative Symbol
..24703T-AG-1	DELL INTERNATIONAL LLC/EMC COR 5.300% 10/01/29		03/03/2023	BNP PARIBAS		4,811,550	5,000,000	4,971,577	4,976,303	0	522	0	522	0	4,976,824	0	(165,274)	(165,274)	114,833	10/01/2029	2.B FE
..25755T-AH-3	DOMINOS PIZZA MASTER ISSUER LL Series 144A 4.118% 07/25/47		01/25/2023	Paydown		16,250	16,250	16,250	16,250	0	0	0	0	0	16,250	0	0	0	167	07/25/2047	2.A FE
..26209X-AA-9	DRIVEN BRANDS FUNDING LLC HONK Series 144A 3.786% 07/20/50		01/20/2023	Paydown		30,000	30,000	30,082	30,052	0	(52)	0	(52)	0	30,000	0	0	0	284	07/20/2050	2.C FE
..26209X-AC-5	DRIVEN BRANDS FUNDING LLC HONK Series 144A 3.237% 01/20/51		01/20/2023	Paydown		30,000	30,000	30,006	30,004	0	(4)	0	(4)	0	30,000	0	0	0	243	01/20/2051	2.C FE
..26875P-AK-7	EOG RESOURCES INC EOG RESOURCES INC 2.625% 03/15/23		03/15/2023	Maturity		5,000,000	5,000,000	4,969,050	4,999,324	0	676	0	676	0	5,000,000	0	0	0	65,625	03/15/2023	1.G FE
..29275Y-AB-8	ENERSYS SERIES 144A 5.000% 04/30/23		03/13/2023	Various Redemption 100.0000		10,000,000	10,000,000	10,075,000	10,001,219	0	(1,219)	0	(1,219)	0	10,000,000	0	0	0	184,722	04/30/2023	3.C FE
..33632*-UQ-8	WELLS FARGO BK NORTHWEST 7.280% 01/10/24		03/10/2023			674,512	674,512	674,512	674,512	0	0	0	0	0	674,512	0	0	0	6,818	01/10/2024	2.B
..337915-AA-0	HUNTINGTON BANCSHARES FIRSTMERIT CORPORATION 4.350% 02/04/23		02/04/2023	Maturity		3,000,000	3,000,000	2,999,040	2,999,989	0	11	0	11	0	3,000,000	0	0	0	65,250	02/04/2023	2.A FE
..33850B-AW-7	FLAGSTAR MORTGAGE TRUST FSMT_1 Series 144A 3.620% 03/25/47		03/01/2023	Paydown		55,533	55,533	55,281	55,305	0	228	0	228	0	55,533	0	0	0	313	03/25/2047	1.A
..33850R-AY-8	FLAGSTAR MORTGAGE TRUST FSMT_1 Series 144A 4.035% 10/25/47		03/01/2023	Paydown		51,239	51,239	52,512	52,302	0	(1,063)	0	(1,063)	0	51,239	0	0	0	292	10/25/2047	1.A
..33850T-AY-4	FLAGSTAR MORTGAGE TRUST FSMT_1 Series 144A 3.951% 03/25/48		03/01/2023	Paydown		24,990	24,990	24,981	24,973	0	17	0	17	0	24,990	0	0	0	202	03/25/2048	1.A
..34107@-AA-7	FLORIDA PIPELINE HOLDINGS LLC 2.920% 08/15/38		02/15/2023	Various		380,972	380,972	380,972	380,972	0	0	0	0	0	380,972	0	0	0	5,562	08/15/2038	2.B PL
..34411Y-AA-5	FNA VI LLC FNH_21-1A Series 144A 1.350% 01/10/32		03/10/2023	Paydown		176,822	176,822	176,794	176,800	0	23	0	23	0	176,822	0	0	0	419	01/10/2032	1.F FE
..34417M-AB-3	FOCUS BRANDS FUNDING LLC FOCUS FOCUS BRANDS FUNDING LLC FOCUS 5.093% 04/30/47		01/31/2023	Paydown		20,000	20,000	20,000	20,000	0	0	0	0	0	20,000	0	0	0	255	04/30/2047	2.B FE
..34417Q-AA-6	FOCUS BRANDS FUNDING LLC FOCUS Series 144A 5.184% 10/30/48		01/30/2023	Paydown		17,500	17,500	17,500	17,500	0	0	0	0	0	17,500	0	0	0	227	10/30/2048	2.B FE
..34539Z-QQ-9	FORD MOTOR CREDIT COMPANY LLC 5.584% 03/18/24		02/22/2023	CITIGROUP GLOBAL MARKETS		4,950,000	5,000,000	5,000,000	5,000,000	0	0	0	0	0	5,000,000	0	(50,000)	(50,000)	120,987	03/18/2024	3.A FE
..35671D-CF-0	FRIEPORT-MCMORAN COPPER & GOLD 4.250% 03/01/30		02/27/2023	MARKETAXESS		1,426,895	1,570,000	1,444,400	1,473,427	0	1,804	0	1,804	0	1,475,231	0	(48,336)	(48,336)	33,363	03/01/2030	2.C FE
..36186Y-AF-2	GMAC COMMERCIAL MORTGAGE ASSET 6.107% 08/10/52		03/10/2023	Paydown		71,406	71,406	70,225	70,427	0	978	0	978	0	71,406	0	0	0	728	08/10/2052	2.B
..36197X-AP-9	GSMS_13-GC12 GS MORTGAGE SECURITIES TRUST G 3.375% 06/10/46		03/29/2023	MORGAN STANLEY		9,479,219	9,500,000	8,934,844	9,467,200	0	19,033	0	19,033	0	9,486,233	0	(7,014)	(7,014)	106,875	06/10/2046	1.A
..36248G-AH-3	GS MORTGAGE SECURITIES TRUST G GS MORTGAGE SECURITIES TRUST G 4.649% 11/10/46		03/29/2023	MORGAN STANLEY		4,726,876	4,790,500	4,934,157	4,799,715	0	(5,760)	0	(5,760)	0	4,793,955	0	(67,079)	(67,079)	74,237	11/10/2046	1.A
..362925-CC-1	GS MORTGAGEBACKED SECURITIES T Series 144A 2.994% 10/25/52		01/01/2023	Paydown		11,171	11,171	9,530	9,555	0	1,616	0	1,616	0	11,171	0	0	0	28	10/25/2052	1.D FE
..362925-CC-1	GS MORTGAGEBACKED SECURITIES T Series 144A 2.994% 10/25/52		03/01/2023	Paydown		22,452	22,452	19,155	19,205	0	3,248	0	3,248	0	22,452	0	0	0	140	10/25/2052	1.F
..40439H-AC-3	HIN TIMESHARE TRUST HINTT_20-A Series 144A 3.420% 10/09/39		03/09/2023	Paydown		56,398	56,398	56,391	56,393	0	6	0	6	0	56,398	0	0	0	288	10/09/2039	2.B FE
..40439H-AD-1	HIN TIMESHARE TRUST HINTT_20-A Series 144A 5.500% 10/09/39		03/09/2023	Paydown Redemption 100.0000		39,479	39,479	38,544	38,763	0	715	0	715	0	39,479	0	0	0	324	10/09/2039	3.B FE
..40480*-AA-3	HS WILDCAT LLC 3.830% 12/31/50		01/25/2023	Redemption 100.0000		3,952	3,952	3,952	3,952	0	0	0	0	0	3,952	0	0	0	38	12/31/2050	2.A PL
..40480*-AB-1	HS WILDCAT LLC 4.390% 12/31/60		01/25/2023	Redemption 100.0000		128	128	128	128	0	0	0	0	0	128	0	0	0	1	12/31/2060	2.A PL

E05.7







STATEMENT AS OF MARCH 31, 2023 OF GENWORTH LIFE INSURANCE COMPANY

**SCHEDULE D - PART 4**

Show All Long-Term Bonds and Stock Sold, Redeemed or Otherwise Disposed of During the Current Quarter

1	2	3	4	5	6	7	8	9	10	Change In Book/Adjusted Carrying Value					16	17	18	19	20	21	22
										11	12	13	14	15							
CUSIP Identification	Description	For-foreign	Disposal Date	Name of Purchaser	Number of Shares of Stock	Consideration	Par Value	Actual Cost	Prior Year Book/Adjusted Carrying Value	Unrealized Valuation Increase/(Decrease)	Current Year's (Amortization)/Accretion	Current Year's Other Than Temporary Impairment Recognized	Total Change in Book/Adjusted Carrying Value (11 + 12 - 13)	Total Foreign Exchange Change in Book /Adjusted Carrying Value	Book/Adjusted Carrying Value at Disposal Date	Foreign Exchange Gain (Loss) on Disposal	Realized Gain (Loss) on Disposal	Total Gain (Loss) on Disposal	Bond Interest/Stock Dividends Received During Year	Stated Contractual Maturity Date	NAIC Designation, NAIC Designation Modifier and SVO Administrative Symbol
..74353*-AA-6	AMAZON CTL (HILLWOOD INVESTMEN HILLWOOD INVESTMEN 2.695% 11/10/41		03/10/2023	Redemption 100.0000		126,899	126,899	126,899	126,899	0	0	0	0	0	126,899	0	0	0	570	11/10/2041	1.E SYE
..750731-AA-9	AUTUMN WIND HQ LLC 3.744% 02/10/49		03/10/2023	Redemption 100.0000		11,623	11,623	11,623	11,623	0	0	0	0	0	11,623	0	0	0	73	02/10/2049	2.A
..759509-AE-2	RELIANCE STEEL & ALUMINUM CO. RELIANCE STEEL & ALUMINUM CO 4.500% 04/15/23		01/15/2023	Call 100.0000		4,000,000	4,000,000	3,983,400	3,999,419	0	78	0	78	0	3,999,497	0	503	503	45,000	04/15/2023	2.B FE
..81744N-AG-5	SEQUOIA MORTGAGE TRUST SERIES 12-6 CLASS B1 3.702% 12/25/42		03/01/2023	Paydown		23,548	23,548	24,063	23,907	0	(359)	0	(359)	0	23,548	0	0	0	145	12/25/2042	1.A FM
..81746G-CB-7	SEQUOIA MORTGAGE TRUST SEMT_17 Series 144A 3.724% 10/25/47		03/01/2023	Paydown		42,317	42,317	43,209	43,013	0	(696)	0	(696)	0	42,317	0	0	0	263	10/25/2047	1.A
..81746K-AG-9	SEQUOIA MORTGAGE TRUST SEMT_17 3.500% 02/25/47		03/01/2023	Paydown		26,826	26,826	26,317	26,422	0	403	0	403	0	26,826	0	0	0	151	02/25/2047	1.A
..81746K-CB-8	SEQUOIA MORTGAGE TRUST SEMT_17 3.560% 02/25/47		01/30/2023	Various		0	0	0	0	0	6	0	6	0	6	0	(6)	(6)	(8)	02/25/2047	1.A
..822800-AC-5	SHELLPOINT CO-ORIGINATOR TRUST SHELLPOINT CO- ORIGINATOR TRUST 3.500% 08/25/45		03/01/2023	Paydown		10,860	10,860	10,901	10,885	0	(25)	0	(25)	0	10,860	0	0	0	77	08/25/2045	1.A
..82281E-BX-4	SHELLPOINT CO-ORIGINATOR TRUST SHELLPOINT CO- ORIGINATOR TRUST 3.604% 11/25/46		03/01/2023	Paydown		94,323	94,323	93,283	93,433	0	889	0	889	0	94,323	0	0	0	558	11/25/2046	1.A
..82650T-AD-9	SIERRA TIMESHARE RECEIVABLES F Series 144A 9.220% 06/20/40		03/20/2023	Paydown		215,249	215,249	215,249	215,277	0	(28)	0	(28)	0	215,249	0	0	0	(3,847)	06/20/2040	3.C FE
..826525-AC-1	SIERRA RECEIVABLES FUNDING COM Series 144A 3.510% 07/20/37		03/20/2023	Paydown		79,648	79,648	79,638	79,642	0	7	0	7	0	79,648	0	0	0	446	07/20/2037	2.B FE
..826525-AD-9	SIERRA RECEIVABLES FUNDING COM Series 144A 6.590% 07/20/37		03/20/2023	Paydown		44,249	44,249	44,238	44,240	0	9	0	9	0	44,249	0	0	0	465	07/20/2037	3.B FE
..82652M-AC-4	SIERRA RECEIVABLES FUNDING COM Series 144A 3.120% 05/20/36		03/20/2023	Paydown		107,301	107,301	105,825	106,299	0	1,002	0	1,002	0	107,301	0	0	0	524	05/20/2036	2.B FE
..82652N-AB-4	SIERRA RECEIVABLES FUNDING COM Series 144A 2.750% 08/20/36		03/20/2023	Paydown		115,378	115,378	115,357	115,364	0	14	0	14	0	115,378	0	0	0	490	08/20/2036	1.F FE
..82652N-AC-2	SIERRA RECEIVABLES FUNDING COM Series 144A 3.000% 08/20/36		03/20/2023	Paydown		115,378	115,378	113,792	114,348	0	1,031	0	1,031	0	115,378	0	0	0	534	08/20/2036	2.B FE
..82652Q-AC-5	SIERRA TIMESHARE RECEIVABLES F Series 144A 1.790% 11/20/37		03/20/2023	Paydown		254,419	254,419	254,385	254,393	0	25	0	25	0	254,419	0	0	0	717	11/20/2037	2.B FE
..82652Q-AD-3	SIERRA TIMESHARE RECEIVABLES F Series 144A 3.170% 11/20/37		03/20/2023	Paydown		263,755	263,755	263,677	263,696	0	59	0	59	0	263,755	0	0	0	1,316	11/20/2037	3.B FE
..82652T-AC-9	SIERRA TIMESHARE RECEIVABLES F Series 144A 3.940% 10/20/38		03/20/2023	Paydown		475,536	475,536	475,461	475,469	0	67	0	67	0	475,536	0	0	0	2,928	10/20/2038	2.B FE
..82652T-AD-7	SIERRA TIMESHARE RECEIVABLES F Series 144A 6.000% 10/20/38		03/20/2023	Paydown		792,560	792,560	792,507	792,510	0	50	0	50	0	792,560	0	0	0	7,431	10/20/2038	3.B FE
..82653D-AB-5	SIERRA RECEIVABLES FUNDING COM Series 144A 3.650% 06/20/35		03/20/2023	Paydown		27,917	27,917	27,914	27,915	0	2	0	2	0	27,917	0	0	0	166	06/20/2035	1.F FE
..82653E-AC-1	SIERRA RECEIVABLES FUNDING COM Series 144A 3.770% 01/20/36		03/20/2023	Paydown		75,838	75,838	76,193	76,065	0	(227)	0	(227)	0	75,838	0	0	0	454	01/20/2036	2.B FE
..82653G-AD-4	SIERRA RECEIVABLES FUNDING COM Series 144A 5.200% 09/20/35		03/20/2023	Paydown		103,484	103,484	103,483	103,480	0	4	0	4	0	103,484	0	0	0	858	09/20/2035	3.B FE
..826934-AD-3	SONIC CAPITAL LLC SONIC_20-1A Series 144A 10.520% 07/20/39		03/20/2023	Paydown		248,428	248,428	248,381	248,379	0	49	0	49	0	248,428	0	0	0	4,331	07/20/2039	3.C FE
..83546D-AJ-7	SOUTH JERSEY IND INC SOUTH JERSEY INDUSTRIES INC 4.170% 06/19/30		03/20/2023	TENDER		3,000,000	3,000,000	3,000,000	3,000,000	0	0	0	0	0	3,000,000	0	0	0	32,665	06/19/2030	2.C
..848609-AA-1	SPIRITS OF ST LOUIS BASKETBALL SPIRITS NEWCO LLC 5.300% 06/30/36		03/31/2023	Redemption 100.0000		62,485	62,485	62,485	62,485	0	0	0	0	0	62,485	0	0	0	828	06/30/2036	2.C PL

EO5.10

STATEMENT AS OF MARCH 31, 2023 OF GENWORTH LIFE INSURANCE COMPANY

**SCHEDULE D - PART 4**

Show All Long-Term Bonds and Stock Sold, Redeemed or Otherwise Disposed of During the Current Quarter

1	2	3	4	5	6	7	8	9	10	Change In Book/Adjusted Carrying Value					16	17	18	19	20	21	22
										11	12	13	14	15							
CUSIP Identification	Description	Foreign	Disposal Date	Name of Purchaser	Number of Shares of Stock	Consideration	Par Value	Actual Cost	Prior Year Book/Adjusted Carrying Value	Unrealized Valuation Increase/(Decrease)	Current Year's (Amortization)/Accretion	Current Year's Other Than Temporary Impairment Recognized	Total Change in Book/Adjusted Carrying Value (11 + 12 - 13)	Total Foreign Exchange Change in Book /Adjusted Carrying Value	Book/Adjusted Carrying Value at Disposal Date	Foreign Exchange Gain (Loss) on Disposal	Realized Gain (Loss) on Disposal	Total Gain (Loss) on Disposal	Bond Interest/Stock Dividends Received During Year	Stated Contractual Maturity Date	NAIC Designation, NAIC Designation Modifier and SVO Administrative Symbol
..858271-A*-0	STEELRIVER TRANSMISSION COMPAN STEELRIVER TRANSMISSION COMPAN 3.820% 06/30/47		03/31/2023	Redemption 100.0000		22,117	22,117	22,117	22,117	0	0	0	0	0	22,117	0	0	0	211	06/30/2047	2.B PL
..86192*-AA-5	STONEHENGE CAPITAL FUND CONNEC 8.124% 12/15/23		03/15/2023	Various		224,483	224,483	224,483	224,483	0	0	0	0	0	224,483	0	0	0	4,559	12/15/2023	1.A FE
..872480-AE-8	TIF FUNDING I LLC TIF_21-1A Series 144A 1.650% 02/20/46		03/20/2023	Paydown		101,042	101,042	101,029	101,031	0	10	0	10	0	101,042	0	0	0	281	02/20/2046	1.F FE
..87342R-AC-8	TACO BELL FUNDING BELL_16-1A 4.970% 05/25/46		02/25/2023	Paydown		25,000	25,000	25,000	25,000	0	0	0	0	0	25,000	0	0	0	311	05/25/2046	2.B FE
..87342R-AE-4	TACO BELL FUNDING LLC BELL_18- Series 144A 4.940% 11/25/48		02/25/2023	Paydown		25,000	25,000	25,000	25,000	0	0	0	0	0	25,000	0	0	0	309	11/25/2048	2.B FE
..87407R-AA-4	TAL ADVANTAGE LLC TAL_20-1A Series 144A 2.050% 09/20/45		03/20/2023	Paydown		131,250	131,250	131,198	131,211	0	39	0	39	0	131,250	0	0	0	448	09/20/2045	1.F FE
..87407R-AC-0	TAL ADVANTAGE LLC TAL_20-1A Series 144A 3.290% 09/20/45		03/20/2023	Paydown		72,188	72,188	72,171	72,175	0	12	0	12	0	72,188	0	0	0	396	09/20/2045	2.B FE
..88315L-AF-5	TEXTAINER MARINE CONTAINERS LT Series 144A 4.940% 08/21/45		03/20/2023	Paydown		54,359	54,359	54,341	54,346	0	13	0	13	0	54,359	0	0	0	437	08/21/2045	2.B FE
..88947E-AT-7	TOLL BROS FIN TOLL BROTHERS FINANCE CORP. 4.350% 02/15/28		03/03/2023	MARKETAXESS		461,875	500,000	500,000	500,000	0	0	0	0	0	500,000	0	(38,125)	(38,125)	12,204	02/15/2028	2.C FE
..891906-AC-3	GLOBAL PAYMENTS INC 4.800% 04/01/26		03/28/2023	JANE STREET		1,467,660	1,500,000	1,495,950	1,498,486	0	104	0	104	0	1,498,591	0	(30,931)	(30,931)	35,800	04/01/2026	2.C FE
..89307#-AA-7	TRANS BAY CABLE LLC 2.930% 06/30/47		03/31/2023	Redemption 100.0000		94,598	94,598	94,598	94,598	0	0	0	0	0	94,598	0	0	0	693	06/30/2047	1.E PL
..89680H-AA-0	TRITON CONTAINER FINANCE LLC T Series 144A 2.110% 09/20/45		03/20/2023	Paydown		233,750	233,750	233,706	233,717	0	33	0	33	0	233,750	0	0	0	822	09/20/2045	1.F FE
..89680H-AB-8	TRITON CONTAINER FINANCE LLC T Series 144A 3.740% 09/20/45		03/20/2023	Paydown		106,250	106,250	106,231	106,235	0	15	0	15	0	106,250	0	0	0	662	09/20/2045	2.B FE
..90363@-AC-4	USTA NATIONAL TENNIS CENTER IN 3.290% 07/08/36		01/08/2023	Redemption 100.0000		242,228	242,228	242,228	242,228	0	0	0	0	0	242,228	0	0	0	3,985	07/08/2036	1.G FE
..904764-AH-0	UNILEVER CAPITAL CORP 5.900% 11/15/32		03/08/2023	Various		15,033,840	14,000,000	15,069,000	14,552,676	0	(8,055)	0	(8,055)	0	14,544,620	0	489,220	489,220	263,861	11/15/2032	1.E FE
..918286-AC-9	VSE VOI MORTGAGE LLC VSTNA_18- Series 144A 4.020% 02/20/36		03/20/2023	Paydown		53,215	53,215	53,208	53,210	0	5	0	5	0	53,215	0	0	0	372	02/20/2036	2.B FE
..918288-AC-5	VSE VOI MORTGAGE LLC VSTNA_16- Series 144A 2.930% 03/20/35		03/20/2023	Paydown		97,929	97,929	97,929	97,927	0	2	0	2	0	97,929	0	0	0	465	03/20/2035	2.B FE
..92838@-AA-1	VISTA RIDGE LLC / CENTRAL TEXA VISTA RIDGE LLC / CENTRAL TEXA 2.570% 10/14/49		03/31/2023	Redemption 100.0000		36,512	36,512	36,512	36,512	0	0	0	0	0	36,512	0	0	0	781	10/14/2049	1.F PL
..92937E-AG-9	WF-RBS COMMERCIAL MORTGAGE TRUST 3.714% 03/15/45		03/01/2023	Paydown		3,554,905	3,554,905	3,353,610	3,554,905	0	0	0	0	0	3,554,905	0	0	0	21,546	03/15/2045	1.A
..92937F-AF-8	WF-RBS COMMERCIAL MORTGAGE TRUST 3.560% 03/15/48		02/01/2023	Paydown		4,345,451	4,345,451	4,458,590	4,341,175	0	4,276	0	4,276	0	4,345,451	0	0	0	14,947	03/15/2048	1.A
..92937F-AG-6	WF-RBS COMMERCIAL MORTGAGE TRUST 3.863% 03/15/48		03/01/2023	Paydown		5,000,000	5,000,000	5,149,855	4,996,305	0	3,695	0	3,695	0	5,000,000	0	0	0	35,893	03/15/2048	1.A
..931142-BF-9	WAL-MART STORES INC 7.550% 02/15/30		03/09/2023	JANE STREET		1,227,807	1,050,000	1,318,611	1,165,059	0	(2,563)	0	(2,563)	0	1,162,496	0	65,311	65,311	45,803	02/15/2030	1.C FE
..93144*-AA-0	WALGREENS CTL 5.990% 02/15/30		03/15/2023	Various		29,933	29,933	29,933	29,933	0	0	0	0	0	29,933	0	0	0	299	02/15/2030	2.B Z
..94973V-BA-4	ELEVANCE HEALTH INC WELLPOINT INC 3.300% 01/15/23		01/15/2023	Various		9,000,000	9,000,000	9,004,620	9,000,029	0	(29)	0	(29)	0	9,000,000	0	0	0	148,500	01/15/2023	2.B FE
..94978#-AT-4	LEGG MASON LEASE BACKED PASS T 2002-CTL-20 6.650% 08/01/27		03/01/2023	Redemption 100.0000		136,366	136,366	136,366	136,366	0	0	0	0	0	136,366	0	0	0	1,514	08/01/2027	2.B
..94978#-BJ-5	WLS FRGO NRTHWIST CAP. LEASE FUNDING 2003-CTL-02 5.789% 11/15/27		03/15/2023	Various		124,267	124,267	117,844	123,424	0	843	0	843	0	124,267	0	0	0	1,201	11/15/2027	2.A
..94978#-CY-1	WACHOVIA CORPORATION I 2005-1 5.480% 01/02/25		01/02/2023	Redemption 100.0000		59,123	59,123	59,123	59,123	0	0	0	0	0	59,123	0	0	0	1,620	01/02/2025	1.D

STATEMENT AS OF MARCH 31, 2023 OF GENWORTH LIFE INSURANCE COMPANY

**SCHEDULE D - PART 4**

Show All Long-Term Bonds and Stock Sold, Redeemed or Otherwise Disposed of During the Current Quarter

1	2	3	4	5	6	7	8	9	10	Change In Book/Adjusted Carrying Value					16	17	18	19	20	21	22
										11	12	13	14	15							
CUSIP Identification	Description	Foreign	Disposal Date	Name of Purchaser	Number of Shares of Stock	Consideration	Par Value	Actual Cost	Prior Year Book/Adjusted Carrying Value	Unrealized Valuation Increase/(Decrease)	Current Year's (Amortization)/Accretion	Current Year's Other Than Temporary Impairment Recognized	Total Change in Book/Adjusted Carrying Value (11 + 12 - 13)	Total Foreign Exchange Change in Book /Adjusted Carrying Value	Book/Adjusted Carrying Value at Disposal Date	Foreign Exchange Gain (Loss) on Disposal	Realized Gain (Loss) on Disposal	Total Gain (Loss) on Disposal	Bond Interest/Stock Dividends Received During Year	Stated Contractual Maturity Date	NAIC Designation, NAIC Designation Modifier and SVO Administrative Symbol
..94978#-CZ-8	WACHOVIA CORPORATION II 2005-1 5.480% 01/02/25		01/02/2023	Redemption 100.0000		303,345	303,345	303,345	303,345	0	0	0	0	0	303,345	0	0	0	8,251	01/02/2025	1.D
..94978#-DA-2	WACHOVIA CORPORATION III 2005-1 5.480% 01/02/25		01/02/2023	Redemption 100.0000		77,939	77,939	77,939	77,939	0	0	0	0	0	77,939	0	0	0	2,136	01/02/2025	1.D
..94978#-DB-0	WACHOVIA CORPORATION IV 2005-1 5.480% 01/02/25		01/02/2023	Redemption 100.0000		8,843	8,843	8,843	8,843	0	0	0	0	0	8,843	0	0	0	242	01/02/2025	1.D
..94978#-DC-8	WACHOVIA CORPORATION V 2005-1 5.480% 01/02/25		01/31/2023	Call 100.0000		(9,562)	(9,562)	(9,562)	(9,562)	0	0	0	0	0	(9,562)	0	0	0	(218)	01/02/2025	1.D
..94978#-DC-8	WACHOVIA CORPORATION V 2005-1 5.480% 01/02/25		02/23/2023	Various		386,953	386,953	386,953	386,953	0	0	0	0	0	386,953	0	0	0	10,439	01/02/2025	1.D
..95058X-AE-8	WENDYS FUNDING LLC WEN_18-1A Series 144A 3.884% 03/15/48		03/15/2023	Paydown		12,500	12,500	12,500	12,500	0	0	0	0	0	12,500	0	0	0	121	03/15/2048	2.B FE
..974637-AC-4	WINNEBAGO IND INC Series 144A 6.250% 07/15/28		03/22/2023	WELLS FARGO BANK		5,625,000	6,000,000	6,115,000	6,062,365	0	(5,233)	0	(5,233)	0	6,057,132	0	(432,132)	(432,132)	259,375	07/15/2028	3.C FE
..97651J-BB-1	WINWATER MORTGAGE LOAN TRUST II WIN_15-3 3.844% 03/20/45		03/01/2023	Paydown		82,262	82,262	83,429	83,171	0	(909)	0	(909)	0	82,262	0	0	0	473	03/20/2045	1.A
..97652P-AA-9	WINWATER MORTGAGE LOAN TRUST III WINWATER MORTGAGE LOAN TRUST III 3.918% 06/20/44 MAGNA INTL INC MAGNA INTERNATIONAL INC 4.150% 10/01/25		03/01/2023	Paydown		2,635	2,635	2,724	2,693	0	(58)	0	(58)	0	2,635	0	0	0	17	06/20/2044	1.A
..559222-AR-5	JANE STREET 4.150% 03/04/26	A	03/28/2023			4,887,850	5,000,000	4,980,500	4,993,842	0	512	0	512	0	4,994,354	0	(106,504)	(106,504)	103,174	10/01/2025	1.G FE
..56501R-AC-0	MANULIFE FINANCIAL CORP 4.150% 03/04/26		03/28/2023	TORONTO DOMINION		6,870,360	7,000,000	6,982,990	6,993,829	0	442	0	442	0	6,994,271	0	(123,911)	(123,911)	166,231	03/04/2026	1.G FE
..887147-A#-3	TIMBERWEST FOREST CORP 4.810% 10/13/23	A	01/03/2023	Taxable Exchange		5,000,000	5,000,000	5,000,000	5,000,000	0	0	0	0	0	5,000,000	0	0	0	107,557	10/13/2023	2.A PL
..887147-B#-4	TIMBERWEST FOREST CORP 2.890% 10/08/33		01/03/2023	Taxable Exchange		10,000,000	10,000,000	10,000,000	10,000,000	0	0	0	0	0	10,000,000	0	0	0	146,472	10/08/2033	2.A PL
..015398-AB-6	ALFA S.A. Series 144A 5.250% 03/25/24	D	03/27/2023	Call 100.3400		2,006,800	2,000,000	2,002,162	2,000,329	0	(61)	0	(61)	0	2,000,268	0	(268)	(268)	59,300	03/25/2024	2.C FE
..04686J-AC-5	ATHENE HOLDING LTD 3.500% 01/15/31	C	02/27/2023	MITSUBISHI SECURITIES		1,743,129	2,081,000	2,050,513	2,056,139	0	435	0	435	0	2,056,574	0	(313,445)	(313,445)	45,724	01/15/2031	2.A FE
..05674X-AA-9	SUZANO AUSTRIA GMBH Series 144A 5.750% 07/14/26	C	03/23/2023	GOLDMAN SACHS & CO		5,000,000	5,000,000	5,174,500	5,077,715	0	(4,743)	0	(4,743)	0	5,072,972	0	(72,972)	(72,972)	202,049	07/14/2026	2.C FE
..05064H-AE-5	BANCO SANTANDER SA 3.125% 02/23/23	C	02/23/2023	Maturity		5,000,000	5,000,000	4,990,400	4,999,717	0	283	0	283	0	5,000,000	0	0	0	78,125	02/23/2023	1.G FE
..064255-AM-4	BANK OF TOKYO-MITSUBISHI UFJ L BANK OF TOKYO- MITSUBISHI UFJ L 3.200% 02/26/23	D	02/26/2023	Maturity		10,000,000	10,000,000	9,979,600	9,999,640	0	360	0	360	0	10,000,000	0	0	0	160,000	02/26/2023	1.F FE
..09228B-AB-8	BLACKBIRD CAPITAL AIRCRAFT BBI BLACKBIRD CAPITAL AIRCRAFT BBI 4.213% 12/16/41	C	02/15/2023	Paydown		55,622	55,622	55,622	55,622	0	0	0	0	0	55,622	0	0	0	299	12/16/2041	1.G FE
..12807C-AA-1	CAL FUNDING IV LTD CAI_20-1A Series 144A 2.220% 09/25/45	C	03/25/2023	Paydown		255,000	255,000	254,942	254,960	0	40	0	40	0	255,000	0	0	0	944	09/25/2045	1.F FE
..12807C-AC-7	CAL FUNDING IV LTD CAI_20-1A Series 144A 3.500% 09/25/45	C	03/25/2023	Paydown		74,375	74,375	74,343	74,353	0	22	0	22	0	74,375	0	0	0	434	09/25/2045	2.B FE
..14987V-AA-7	CBAM CLO MANAGEMENT CBAM_19-9A Series 144A 6.095% 02/12/30	C	01/15/2023	Paydown		105,652	105,652	104,200	104,994	0	658	0	658	0	105,652	0	0	0	1,447	02/12/2030	1.A FE
..21623P-AC-1	COOK PARK CLO COOK_18-1A Series 144A 5.950% 04/17/30	C	03/29/2023	SIMC NIKKO SECURITIES AI		488,250	500,000	477,500	485,001	0	712	0	712	0	485,712	0	2,538	2,538	12,638	04/17/2030	1.A FE
..21987D-AE-4	CORPORACION FINANCIERA DE DESA Series 144A 2.400% 09/28/27	C	02/28/2023	MIZUHO SECURITIES		4,275,000	5,000,000	5,045,313	5,031,087	0	(1,069)	0	(1,069)	0	5,030,018	0	(755,018)	(755,018)	51,333	09/28/2027	2.C FE
..225401-AY-4	CREDIT SUISSE GROUP AG Series 144A 6.373% 07/15/26	C	03/15/2023	GOLDMAN SACHS & CO		3,400,000	5,000,000	5,000,000	5,000,000	0	0	0	0	0	5,000,000	0	(1,600,000)	(1,600,000)	190,305	07/15/2026	2.B FE
..298785-DV-5	EUROPEAN INVESTMENT BANK 4.875% 02/15/36 GLOBAL SC FINANCE SRL SEACO 20 Series 144A	D	02/28/2023	MIZUHO SECURITIES		20,117,770	19,000,000	19,251,763	19,164,250	0	(1,480)	0	(1,480)	0	19,162,770	0	955,000	955,000	506,865	02/15/2036	1.A FE
..37959P-AA-5	2.170% 10/17/40	C	03/17/2023	Paydown		136,594	136,594	136,587	136,589	0	5	0	5	0	136,594	0	0	0	493	10/17/2040	1.F FE
..43761A-B#-4	HOMESERVE PLC 3.610% 12/13/30	B	01/17/2023	Call 100.0000		12,274,500	12,274,500	12,625,500	12,076,000	0	0	0	0	549,500	12,274,500	(351,000)	0	(351,000)	41,849	12/13/2030	2.B
..43761A-C#-5	HOMESERVE PLC 4.920% 12/13/28	C	01/17/2023	Call 104.1941		5,209,704	5,000,000	5,000,000	5,000,000	0	0	0	0	0	5,000,000	0	0	0	232,937	12/13/2028	2.B
..43761A-C#-3	HOMESERVE PLC 5.020% 12/13/30	C	01/17/2023	Call 106.2824		5,314,118	5,000,000	5,000,000	5,000,000	0	0	0	0	0	5,000,000	0	0	0	337,823	12/13/2030	2.B
..43761A-D#-0	HOMESERVE PLC 3.340% 08/20/27	C	01/17/2023	Call 100.0000		3,000,000	3,000,000	3,000,000	3,000,000	0	0	0	0	0	3,000,000	0	0	0	40,915	08/20/2027	2.B
..43761A-E#-3	HOMESERVE PLC 3.580% 08/20/30	C	01/17/2023	Call 100.0000		6,000,000	6,000,000	6,000,000	6,000,000	0	0	0	0	0	6,000,000	0	0	0	87,710	08/20/2030	2.B

E05.12

STATEMENT AS OF MARCH 31, 2023 OF GENWORTH LIFE INSURANCE COMPANY

**SCHEDULE D - PART 4**

Show All Long-Term Bonds and Stock Sold, Redeemed or Otherwise Disposed of During the Current Quarter

1	2	3	4	5	6	7	8	9	10	Change In Book/Adjusted Carrying Value					16	17	18	19	20	21	22
										11	12	13	14	15							
CUSIP Identification	Description	Foreign	Disposal Date	Name of Purchaser	Number of Shares of Stock	Consideration	Par Value	Actual Cost	Prior Year Book/Adjusted Carrying Value	Unrealized Valuation Increase/(Decrease)	Current Year's (Amortization)/Accretion	Other Than Temporary Impairment Recognized	Total Change in Book/Adjusted Carrying Value (11 + 12 - 13)	Total Foreign Exchange Change in Book /Adjusted Carrying Value	Book/Adjusted Carrying Value at Disposal Date	Foreign Exchange Gain (Loss) on Disposal	Realized Gain (Loss) on Disposal	Total Gain (Loss) on Disposal	Bond Interest/Stock Dividends Received During Year	Stated Contractual Maturity Date	NAIC Designation, NAIC Designation Modifier and SVO Administrative Symbol
..43761A-E8-1	HOMESERVE PLC 3.680% 08/20/32	C	01/17/2023	Call 100.0000		5,000,000	5,000,000	5,000,000	5,000,000	0	0	0	0	0	5,000,000	0	0	0	75,133	08/20/2032	2.B
..45605P-AM-0	INDUSTRIAL DPR FUNDING LTD BIN INDUSTRIAL DPR FUNDING LTD BIN 5.235% 04/15/26	C	03/31/2023	Paydown		268,123	268,123	268,123	268,123	0	0	0	0	0	268,123	0	0	0	(14,248)	04/15/2026	2.B FE
..55954L-AC-7	MAGNETITE CLO MAGNE_15-14RA Series 144A 5.912% 10/18/31	D	03/29/2023	BANC OF AMERICA SECURITIES LLC		2,472,525	2,500,000	2,500,000	2,500,000	0	0	0	0	0	2,500,000	0	(27,475)	(27,475)	63,522	10/18/2031	1.A FE
..67591V-AE-5	OCTAGON INVESTMENT PARTNERS XX Series 144A 6.398% 07/25/30	C	03/28/2023	CITIGROUP GLOBAL MARKETS		14,482,500	15,000,000	14,430,000	14,594,503	0	15,150	0	15,150	0	14,609,653	0	(127,153)	(127,153)	398,245	07/25/2030	1.C FE
..853254-AJ-9	STANDARD CHARTERED PLC 3.950% 01/11/23	D	01/11/2023	Maturity		3,000,000	3,000,000	2,996,550	2,999,989	0	11	0	11	0	3,000,000	0	0	0	59,250	01/11/2023	2.B FE
..88315L-AH-1	TEXTAINER MARINE CONTAINERS LT TEXTAINER MARINE CONTAINERS LT 3.340% 09/20/45	C	03/20/2023	Paydown		73,030	73,030	73,022	73,023	0	6	0	6	0	73,030	0	0	0	405	09/20/2045	2.B FE
..88315L-AN-8	TEXTAINER MARINE CONTAINERS VI Series 144A 2.520% 02/20/46	C	03/20/2023	Paydown		28,072	28,072	28,061	28,063	0	9	0	9	0	28,072	0	0	0	118	02/20/2046	2.B FE
..918367-AA-1	VTR COMUNICACIONES SPA Series 144A 5.125% 01/15/28	C	03/30/2023	J.P. MORGAN SECURITIES INC		930,000	1,500,000	1,500,000	1,500,000	0	0	0	0	0	1,500,000	0	(570,000)	(570,000)	55,094	01/15/2028	4.B FE
..92915H-AL-7	VOYA CLO LTD VOYA_16-3A Series 144A 5.982% 10/18/31	D	03/29/2023	WELLS FARGO BANK		2,964,510	3,000,000	3,000,000	3,000,000	0	0	0	0	0	3,000,000	0	(35,490)	(35,490)	77,183	10/18/2031	1.A FE
..92917R-AC-3	VOYA CLO LTD VOYA_19-2A Series 144A 6.078% 07/20/32	D	03/29/2023	J.P. MORGAN SECURITIES INC		3,655,970	3,700,000	3,700,000	3,700,000	0	0	0	0	0	3,700,000	0	(44,030)	(44,030)	95,850	07/20/2032	1.A FE
..A9890A-AA-8	SUZANO AUSTRIA GMBH 5.750% 07/14/26	C	02/24/2023	CITIGROUP GLOBAL MARKETS		5,020,000	5,000,000	5,123,500	5,054,829	0	(2,232)	0	(2,232)	0	5,052,597	0	(32,597)	(32,597)	178,090	07/14/2026	2.C FE
..G1264*-AA-0	BID II CLASS A NOTE 3.500% 06/30/39	C	01/10/2023	Paydown		21,893	21,893	21,893	17,440	0	0	0	0	0	21,893	0	0	0	171	06/30/2039	1.G PL
..G3198@-AA-5	ESSENTIA PLC 4.400% 11/29/24	C	01/20/2023	Call 100.0000		5,000,000	5,000,000	5,000,000	5,000,000	0	0	0	0	0	5,000,000	0	0	0	31,167	11/29/2024	2.C
..G3198@-AB-3	ESSENTIA PLC 4.580% 11/29/27	C	01/20/2023	Call 102.6759		15,401,378	15,000,000	15,000,000	15,000,000	0	0	0	0	0	15,000,000	0	0	0	498,703	11/29/2027	2.C Z
..G3198@-AC-1	ESSENTIA PLC 4.680% 11/29/29	C	01/20/2023	Call 104.5364		15,680,464	15,000,000	15,000,000	15,000,000	0	0	0	0	0	15,000,000	0	0	0	779,914	11/29/2029	2.C Z
..G6515#-AK-0	JOHN WOOD GROUP PLC 5.280% 07/02/29	C	01/10/2023	TENDER		0	0	0	0	0	0	0	0	0	0	0	0	0	(99,318)	07/02/2029	2.C
..G93455-AJ-5	VENTURE CDO LTD VENTR_14-19A Series 144A 6.075% 01/15/32	C	03/29/2023	WELLS FARGO BANK		2,361,800	2,410,000	2,352,763	2,378,464	0	894	0	894	0	2,379,359	0	(17,559)	(17,559)	62,461	01/15/2032	1.A FE
..L8038*-AA-4	SBM BALEIA AZUL S.A.R.L. 5.500% 09/15/27	D	03/15/2023	Redemption 100.0000		282,000	282,000	282,000	282,000	0	0	0	0	0	282,000	0	0	0	3,878	09/15/2027	3.C
..O3079#-AB-4	DBCT FINANCE PTY LTD 5.570% 03/15/23	D	03/15/2023	Various		9,000,000	9,000,000	9,000,000	9,000,000	0	0	0	0	0	9,000,000	0	0	0	250,650	03/15/2023	2.C
..O3974*-AA-6	GIP CAPRICORN FINCO PTY LTD 3.110% 12/31/34	C	03/31/2023	TENDER		5,114	5,114	5,114	5,114	0	0	0	0	0	5,114	0	0	0	40	12/31/2034	2.B PL
..O8718#-AE-4	Star Entertainment Finance Ltd 8.140% 08/22/25	C	03/31/2023	TENDER		1,690,400	1,690,400	1,690,400	1,674,009	0	16,391	0	16,391	0	1,690,400	0	0	0	65,294	08/22/2025	2.C PL
..O8718#-AF-1	Star Entertainment Finance Ltd 8.220% 08/22/27	C	03/31/2023	TENDER		422,600	422,600	422,600	417,755	0	4,845	0	4,845	0	422,600	0	0	0	15,245	08/22/2027	2.C PL
..R6236*-AA-2	NORSPAN LNG VIII AS 4.660% 03/30/32	C	03/30/2023	Redemption 100.0000		328,453	328,453	328,453	328,453	0	0	0	0	0	328,453	0	0	0	7,653	03/30/2032	2.C PL
..R6236@-AA-0	NORSPAN LNG III AS 4.870% 07/27/29	C	02/28/2023	Redemption 100.0000		381,148	381,148	381,148	381,148	0	0	0	0	0	381,148	0	0	0	9,281	07/27/2029	2.C PL
..36161R-AZ-2	GFCM LLC		03/31/2023	Paydown		846,358	846,358	846,358	846,358	0	0	0	0	0	846,358	0	0	0	0	06/12/2033	1.A
..36161R-BA-6	GFCM LLC		03/31/2023	Paydown		764,353	764,353	764,353	764,353	0	0	0	0	0	764,353	0	0	0	0	06/12/2033	1.A
..36161R-AV-1	GFCM LLC		03/31/2023	Paydown		66,244	66,244	66,244	66,244	0	0	0	0	0	66,244	0	0	0	0	06/12/2033	4.C FE
<b>1109999999. Subtotal - Bonds - Industrial and Miscellaneous (Unaffiliated)</b>						<b>554,516,531</b>	<b>564,042,586</b>	<b>565,791,316</b>	<b>563,652,845</b>	<b>8,129</b>	<b>46,916</b>	<b>0</b>	<b>55,045</b>	<b>549,500</b>	<b>563,910,835</b>	<b>(351,000)</b>	<b>(11,006,766)</b>	<b>(11,357,766)</b>	<b>11,701,416</b>	<b>XXX</b>	<b>XXX</b>
..BGII46S-Q5-4	PF Baseline Fitness LLC PF Baseline Fitness LLC 03/31/24		03/21/2023	Redemption 100.0000		960,000	960,000	960,000	0	0	0	0	0	0	960,000	0	0	0	0	03/31/2024	4.B Z
..BGII46S-TU-6	PF Baseline Fitness LLC PF Baseline Fitness LLC 03/31/24		01/04/2023	Redemption 100.0000		9,375	9,375	9,188	9,480	0	(105)	0	(105)	0	9,375	0	0	0	0	03/31/2024	4.B Z
..BGII46S-U3-4	PF Baseline Fitness LLC PF Baseline Fitness LLC 03/31/24		01/04/2023	Redemption 100.0000		9,387	9,387	9,199	9,477	0	(90)	0	(90)	0	9,387	0	0	0	0	03/31/2024	4.B Z

E05.13

STATEMENT AS OF MARCH 31, 2023 OF GENWORTH LIFE INSURANCE COMPANY

**SCHEDULE D - PART 4**

Show All Long-Term Bonds and Stock Sold, Redeemed or Otherwise Disposed of During the Current Quarter

1	2	3	4	5	6	7	8	9	10	Change In Book/Adjusted Carrying Value					16	17	18	19	20	21	22
										11	12	13	14	15							
CUSIP Identification	Description	Foreign	Disposal Date	Name of Purchaser	Number of Shares of Stock	Consideration	Par Value	Actual Cost	Prior Year Book/Adjusted Carrying Value	Unrealized Valuation Increase/(Decrease)	Current Year's (Amortization)/Accretion	Current Year's Other Than Temporary Impairment Recognized	Total Change in Book/Adjusted Carrying Value (11 + 12 - 13)	Total Foreign Exchange Change in Book /Adjusted Carrying Value	Book/Adjusted Carrying Value at Disposal Date	Foreign Exchange Gain (Loss) on Disposal	Realized Gain (Loss) on Disposal	Total Gain (Loss) on Disposal	Bond Interest/Stock Dividends Received During Year	Stated Contractual Maturity Date	NAIC Designation, NAIC Designation Modifier and SVO Administrative Symbol
..BGW473-NR-3	Med Review Inst of America Med Review Inst of America 10/06/24		02/28/2023	Redemption 100.0000		149,038	149,038	146,058	150,485	0	(1,446)	0	(1,446)	0	149,038	0	0	0	2,352	10/06/2024	3.C Z
..BGW49M-7L-0	Nonni's Food, LLC Nonni's Food 03/01/25		01/03/2023	Redemption 100.0000		14,169	14,169	13,938	14,026	0	142	0	142	0	14,169	0	0	0	0	03/01/2025	3.B PL
..BGW49V-R6-1	G.E.T. Acquisition, LLC G.E.T. Acquisition LLC 02/16/24		03/31/2023	Redemption 100.0000		84,421	84,421	83,577	86,301	0	(1,881)	0	(1,881)	0	84,421	0	0	0	1,873	02/16/2024	4.A Z
..BGW4AA-8R-0	AC&A Enterprises Holdings, LLC AC&A Enterprises Holdings 01/21/25		03/31/2023	Redemption 100.0000		10,573	10,573	10,441	10,583	0	(37)	0	(37)	0	10,573	0	0	0	26	01/21/2025	4.C PL
..BGW4AA-DF-0	AC&A Enterprises Holdings, LLC AC&A Enterprises Holdings 01/21/25		03/31/2023	Redemption 100.0000		1,401	1,401	1,384	1,402	0	(5)	0	(5)	0	1,401	0	0	0	3	01/21/2025	4.C PL
..BGW4AM-87-8	HMI Acquisition Company HMI Acquisition Company 12/28/24		01/03/2023	No Broker Redemption 100.0000		785	0	785	785	0	0	0	0	0	785	0	0	0	0	12/28/2024	6. PL
..BGW4E4-GY-6	SupplyOne, Inc. SupplyOne 02/01/24		01/03/2023	Redemption 100.0000		11,993	11,993	11,761	12,185	0	(193)	0	(193)	0	11,993	0	0	0	81	02/01/2024	4.A PL
..BGW4HX-P5-2	EXT Acquisitions Inc EXT Acquisitions Inc 06/26/24		03/17/2023	Redemption 100.0000		126,256	126,256	126,244	101,021	0	(16)	0	(16)	0	126,256	0	0	0	2,709	06/26/2024	4.A PL
..BGW4HY-PQ-6	EXT Acquisitions Inc EXT Acquisitions Inc 06/26/24		01/03/2023	Redemption 100.0000		631	631	619	648	0	(17)	0	(17)	0	631	0	0	0	0	06/26/2024	4.A PL
..BGW4J6-VZ-6	Spinrite Limited Partnership Spinrite Limited Partnership 06/27/24		01/04/2023	Redemption 100.0000		13,844	13,844	13,671	13,939	0	(95)	0	(95)	0	13,844	0	0	0	0	06/27/2024	5.B PL
..BGW4J6-W7-7	Spinrite Limited Partnership Spinrite Limited Partnership 06/27/24		03/02/2023	Redemption 100.0000		94,697	94,697	94,448	94,607	0	90	0	90	0	94,697	0	0	0	2,702	06/27/2024	5.B PL
..BGW4KH-U7-3	Sara Lee Frozen Bakery Sara Lee Frozen Bakery 07/30/25		03/31/2023	Redemption 100.0000		32,513	32,513	31,773	32,830	0	(318)	0	(318)	0	32,513	0	0	0	379	07/30/2025	3.C PL
..BGW4LJ-3L-7	PS Intermediate Holdco PS Intermediate Holdco 04/27/24		03/31/2023	Redemption 100.0000		24,247	24,247	23,976	24,151	0	96	0	96	0	24,247	0	0	0	519	04/27/2024	4.B PL
..BGW4LN-9N-8	Transportation Insight Transportation Insight 12/18/24		03/31/2023	Redemption 100.0000		18,731	18,731	18,545	19,519	0	(789)	0	(789)	0	18,731	0	0	0	440	12/18/2024	3.B PL
..BGW4P4-MQ-4	MTI Group Acquisition Company MTI Group Acquisition Company 03/31/23		01/04/2023	Redemption 100.0000		11,143	11,143	11,059	11,184	0	(41)	0	(41)	0	11,143	0	0	0	0	03/31/2023	6. Z
..BGW4PN-5J-7	Ubeo LLC Ubeo LLC 04/03/24		03/28/2023	Redemption 100.0000		14,908	14,908	14,611	14,944	0	(36)	0	(36)	0	14,908	0	0	0	308	04/03/2024	4.C PL
..BGW4PN-5L-2	Ubeo LLC Ubeo LLC 04/03/24		01/03/2023	Redemption 100.0000		20,602	20,602	20,602	20,602	0	0	0	0	0	20,602	0	0	0	63	04/03/2024	4.C PL
..BGW4QK-UB-1	The Pearlman Group The Pearlman Group 05/05/27		01/03/2023	Redemption 100.0000		9,440	9,440	9,251	9,753	0	(313)	0	(313)	0	9,440	0	0	0	0	05/05/2027	4.A Z
..BGW4T6-Q3-2	Marco Technologies, LLC Marco Technologies 11/24/24		03/03/2023	Redemption 100.0000		462,630	462,630	460,317	482,436	0	(19,806)	0	(19,806)	0	462,630	0	0	0	11,084	11/24/2024	4.A Z
..BGW4TB-Q1-5	Composite Technology Acq Composite Technology Acq 02/01/24		03/24/2023	Redemption 100.0000		176,844	176,844	176,844	98,132	0	0	0	0	0	176,844	0	0	0	3,342	02/01/2024	5.A PL
..BGW4TB-TD-6	Composite Technology Acq Composite Technology Acq 02/01/25		02/28/2023	Redemption 100.0000		10,119	10,119	9,968	10,430	0	(311)	0	(311)	0	10,119	0	0	0	(1)	02/01/2025	5.A PL
..BGW4TC-1M-4	The Ultimus Group Midco, LLC The Ultimus Group Midco 02/01/26		02/23/2023	Redemption 100.0000		(135,043)	(135,043)	(133,583)	(138,583)	0	3,541	0	3,541	0	(135,043)	0	0	0	0	02/01/2026	4.B PL
..BGW4TC-1M-4	The Ultimus Group Midco, LLC The Ultimus Group Midco 02/01/26		03/31/2023	Redemption 100.0000		16,775	16,775	16,593	17,215	0	(440)	0	(440)	0	16,775	0	0	0	748	02/01/2026	4.B Z
..BGW4UJ-DG-8	Resolute Industrial, LLC Resolute Industrial 03/07/25		02/21/2023	Redemption 100.0000		4,125,000	4,125,000	4,041,597	4,129,183	0	(4,183)	0	(4,183)	0	4,125,000	0	0	0	54,770	03/07/2025	4.B PL

EO5.14

STATEMENT AS OF MARCH 31, 2023 OF GENWORTH LIFE INSURANCE COMPANY

**SCHEDULE D - PART 4**

Show All Long-Term Bonds and Stock Sold, Redeemed or Otherwise Disposed of During the Current Quarter

1	2	3	4	5	6	7	8	9	10	Change In Book/Adjusted Carrying Value					16	17	18	19	20	21	22
										11	12	13	14	15							
CUSIP Identification	Description	For- eign	Disposal Date	Name of Purchaser	Number of Shares of Stock	Consid- eration	Par Value	Actual Cost	Prior Year Book/ Adjusted Carrying Value	Unrealized Valuation Increase/ (Decrease)	Current Year's (Amor- tization)/ Accretion	Current Year's Other Than Temporary Impairment Recogn- ized	Total Change in Book/ Adjusted Carrying Value (11 + 12 - 13)	Total Foreign Exchange Change in Book /Adjusted Carrying Value	Book/ Adjusted Carrying Value at Disposal Date	Foreign Exchange Gain (Loss) on Disposal	Realized Gain (Loss) on Disposal	Total Gain (Loss) on Disposal	Bond Interest/ Stock Dividends Received During Year	Stated Con- tractual Maturity Date	NAIC Desig- nation, NAIC Desig- nation Modifier and SVO Admini- strative Symbol
..BGW4YY-RD-2	W20 HOLDINGS, INC. W20 HOLDINGS 06/12/25		03/31/2023	Redemption 100.0000		20,248	20,248	19,825	19,848	0	400	0	400	0	20,248	0	0	0	0	06/12/2025	3.C PL
..BGW4YY-RD-2	W20 HOLDINGS, INC. W20 HOLDINGS 06/12/25		03/01/2023	No Broker		21,798	0	21,798	21,798	0	0	0	0	0	21,798	0	0	0	0	06/12/2025	3.C PL
..BGW50M-M7-0	Valicor PPC Intermediate I LLC Valicor PPC Intermediate I LLC 07/24/26		01/31/2023	Conversion		1,824	1,735	1,726	1,827	0	(2)	0	(2)	0	1,824	0	0	0	0	07/24/2026	3.C PL
..BGW50M-M8-8	Valicor PPC Intermediate I LLC Valicor PPC Intermediate I LLC 07/24/24		03/31/2023	Redemption 100.0000		467,465	467,465	464,550	442,129	0	(9,440)	0	(9,440)	0	467,465	0	0	0	0	07/24/2024	3.C PL
..BGW50M-M9-6	Valicor PPC Intermediate I LLC Valicor PPC Intermediate I LLC 07/24/26		03/16/2023	Redemption 100.0000		52,174	52,174	51,652	54,481	0	(2,307)	0	(2,307)	0	52,174	0	0	0	0	07/24/2026	3.C PL
..BGW50M-M9-6	Valicor PPC Intermediate I LLC Valicor PPC Intermediate I LLC 07/24/26		01/31/2023	Conversion		10,791	10,344	10,240	10,801	0	(10)	0	(10)	0	10,791	0	0	0	0	07/24/2026	3.C PL
..BGW52B-FJ-4	Heartland, LLC Heartland LLC 08/30/25		01/04/2023	Redemption 100.0000		10,444	10,444	10,261	10,825	0	(181)	0	(181)	0	10,444	0	0	0	0	08/30/2025	4.B PL
..BGW52C-V0-5	Heartland, LLC Heartland LLC 08/30/24		02/14/2023	Redemption 100.0000		207,140	207,140	207,140	0	0	0	0	0	0	207,140	0	0	0	0	08/30/2024	4.B PL
..BGW52C-V6-2	Heartland, LLC Heartland 08/30/25		01/04/2023	Redemption 100.0000		12,291	12,291	12,080	12,743	0	(452)	0	(452)	0	12,291	0	0	0	0	08/30/2025	4.B PL
..BGW53C-T9-8	Apex Service Partners, LLC Apex Service Partners LLC 07/31/25		03/31/2023	Redemption 100.0000		35,825	35,825	35,568	37,305	0	(1,480)	0	(1,480)	0	35,825	0	0	0	0	07/31/2025	4.B PL
..BGW53C-UB-1	Apex Service Partners, LLC Apex Service Partners LLC 07/31/25		01/06/2023	Redemption 100.0000		200,321	200,321	200,321	200,321	0	0	0	0	0	200,321	0	0	0	0	07/31/2025	4.B PL
..BGW53T-79-5	Certified Power, Inc. Certified Power 03/20/23		01/03/2023	Redemption 100.0000		12,692	12,692	12,596	12,743	0	(51)	0	(51)	0	12,692	0	0	0	0	03/20/2023	2.C PL
..BGW53T-79-5	Certified Power, Inc. Certified Power 03/20/23		03/15/2023	No Broker		10,115	0	10,115	10,115	0	0	0	0	0	10,115	0	0	0	0	03/20/2023	2.C PL
..BGW55B-33-9	DAS Purchaser 2 Corp. DAS Purchaser 2 Corp. 11/13/24		03/31/2023	Redemption 100.0000		12,685	12,685	12,685	5,855	0	0	0	0	0	12,685	0	0	0	0	11/13/2024	2.C PL
..BGW55B-3S-4	DAS Purchaser 2 Corp. DAS Purchaser 2 Corp. 11/13/24		01/04/2023	Redemption 100.0000		11,462	11,462	11,348	11,869	0	(407)	0	(407)	0	11,462	0	0	0	0	11/13/2024	2.C PL
..BGW55B-3X-3	DAS Purchaser 2 Corp. DAS Purchaser 2 Corp. 11/13/24		01/04/2023	Redemption 100.0000		1,224	1,224	1,211	1,254	0	(30)	0	(30)	0	1,224	0	0	0	0	11/13/2024	2.C PL
..BGW56S-63-8	ECM Industries, LLC ECM Industries 12/23/25		01/31/2023	Redemption 100.0000		169,046	169,046	169,046	169,046	0	0	0	0	0	169,046	0	0	0	0	12/23/2025	4.B PL
..BGW56S-67-9	ECM Industries, LLC ECM Industries LLC 12/23/25		02/28/2023	Redemption 100.0000		12,751	12,751	12,624	13,363	0	(611)	0	(611)	0	12,751	0	0	0	0	12/23/2025	4.B Z
..BGW58E-FU-7	Fresh Holdco, Inc. Fresh Holdco 01/24/26		03/31/2023	Redemption 100.0000		11,076	11,076	10,965	11,409	0	(333)	0	(333)	0	11,076	0	0	0	0	01/24/2026	3.B PL
..BGW58R-VU-0	New ILC Dover, Inc. New ILC Dover 01/31/26		01/27/2023	Redemption 100.0000		187,658	187,658	187,658	150,126	0	0	0	0	0	187,658	0	0	0	0	01/31/2026	4.B PL
..BGW587-7R-4	RxSense Holdings LLC RxSense Holdings LLC 03/13/26		03/31/2023	Redemption 100.0000		25,951	25,951	25,432	26,776	0	(825)	0	(825)	0	25,951	0	0	0	0	03/13/2026	4.A PL
..BGW5PH-GL-0	Med Review Inst of America Med Review Inst of America 10/06/24		03/31/2023	Redemption 100.0000		8,084	8,084	8,044	8,321	0	(237)	0	(237)	0	8,084	0	0	0	0	10/06/2024	4.B Z
..BGW619-RK-2	Fortune International, LLC Fortune International, LLC 01/17/26		03/31/2023	Redemption 100.0000		4,216	4,216	4,189	4,287	0	(71)	0	(71)	0	4,216	0	0	0	0	01/17/2026	2.C PL
..BGW61E-U0-0	Erie Construction Mid-West LLC Erie Construction Mid-West LLC 07/30/27		03/31/2023	Redemption 100.0000		16,902	16,902	16,733	17,254	0	(352)	0	(352)	0	16,902	0	0	0	0	07/30/2027	2.A PL

E05.15

STATEMENT AS OF MARCH 31, 2023 OF GENWORTH LIFE INSURANCE COMPANY

**SCHEDULE D - PART 4**

Show All Long-Term Bonds and Stock Sold, Redeemed or Otherwise Disposed of During the Current Quarter

1	2	3	4	5	6	7	8	9	10	Change In Book/Adjusted Carrying Value					16	17	18	19	20	21	22
										11	12	13	14	15							
CUSIP Identification	Description	Foreign	Disposal Date	Name of Purchaser	Number of Shares of Stock	Consideration	Par Value	Actual Cost	Prior Year Book/Adjusted Carrying Value	Unrealized Valuation Increase/(Decrease)	Current Year's (Amortization)/Accretion	Current Year's Other Than Temporary Impairment Recognized	Total Change in Book/Adjusted Carrying Value (11 + 12 - 13)	Total Foreign Exchange Change in Book /Adjusted Carrying Value	Book/Adjusted Carrying Value at Disposal Date	Foreign Exchange Gain (Loss) on Disposal	Realized Gain (Loss) on Disposal	Total Gain (Loss) on Disposal	Bond Interest/Stock Dividends Received During Year	Stated Contractual Maturity Date	NAIC Designation, NAIC Designation Modifier and SVO Administrative Symbol
.BGW61F-TA-8	Bounteous, Inc. Bounteous, Inc. 08/02/27		03/31/2023	Redemption 100.0000		1,684	1,684	1,667	1,728	0	(44)	0	(44)	0	1,684	0	0	0	27	08/02/2027	2.B PL
.BGW622-D8-8	World 50, Inc. World 50, Inc. 01/12/26		03/31/2023	Redemption 100.0000		5,279	5,279	5,226	5,383	0	(104)	0	(104)	0	5,279	0	0	0	124	01/12/2026	3.C PL
.BGW623-VB-9	Orbit Purchaser LLC Orbit Purchaser LLC 10/19/24		03/31/2023	Redemption 100.0000		2,885	2,885	2,856	2,927	0	(43)	0	(43)	0	2,885	0	0	0	0	10/19/2024	2.C PL
.BGW62S-OK-8	Whitsons Holding Group, LLC Whitsons Holding Group, LLC 08/27/27		03/31/2023	Redemption 100.0000		3,421	3,421	3,370	3,386	0	35	0	35	0	3,421	0	0	0	87	08/27/2027	3.B Z
.BGW62S-OL-6	Whitsons Holding Group, LLC Whitsons Holding Group, LLC 08/27/27		03/31/2023	Redemption 100.0000		364	364	359	361	0	3	0	3	0	364	0	0	0	6	08/27/2027	2.C PL
.BGW62S-OM-4	Whitsons Holding Group, LLC Whitsons Holding Group, LLC 08/27/27		03/31/2023	Redemption 100.0000		2,508	2,508	2,477	2,548	0	(40)	0	(40)	0	2,508	0	0	0	64	08/27/2027	2.C PL
.BGW63C-NU-5	ACP Tara Holdings, Inc. ACP Tara Holdings, Inc. 09/10/27		03/31/2023	Redemption 100.0000		3,970	3,970	3,930	4,041	0	(71)	0	(71)	0	3,970	0	0	0	32	09/10/2027	3.A PL
.BGW646-T6-4	Boardwalk Buyer LLC Boardwalk Buyer LLC 09/28/27		03/31/2023	Redemption 100.0000		9,254	9,254	9,162	9,429	0	(175)	0	(175)	0	9,254	0	0	0	221	09/28/2027	3.A PL
.BGW65H-E6-5	BrightSign LLC BrightSign LLC 10/14/27		03/31/2023	Redemption 100.0000		9,489	9,489	9,394	9,675	0	(187)	0	(187)	0	9,489	0	0	0	251	10/14/2027	3.A PL
.BGW65H-EV-0	Lamark Media Group, LLC Lamark Media Group, LLC 10/14/27		03/31/2023	Redemption 100.0000		2,527	2,527	2,502	2,578	0	(50)	0	(50)	0	2,527	0	0	0	67	10/14/2027	3.A PL
.BGW65Z-5E-8	Stanton Carpet Corp. Stanton Carpet Corp. 10/01/27		03/31/2023	Redemption 100.0000		4,474	4,474	4,429	4,543	0	(70)	0	(70)	0	4,474	0	0	0	111	10/01/2027	2.C PL
.BGW661-Q0-2	Lamark Media Group, LLC Lamark Media Group, LLC 10/14/27		03/30/2023	No Broker		2,166	0	2,166	0	0	0	0	0	2,166	0	0	0	0	0	10/14/2027	3.A PL
.BGW662-3L-6	Corbett Technology Solutions Corbett Technology Solutions 10/29/27		03/31/2023	Redemption 100.0000		4,441	4,441	4,396	4,455	0	(14)	0	(14)	0	4,441	0	0	0	80	10/29/2027	3.A PL
.BGW662-4K-7	Corbett Technology Solutions Corbett Technology Solutions 10/29/27		03/31/2023	Redemption 100.0000		2,381	2,381	2,358	2,400	0	(19)	0	(19)	0	2,381	0	0	0	0	10/29/2027	3.A PL
.BGW67E-WIS-2	Bounteous, Inc. Bounteous, Inc. 08/02/27		03/31/2023	Redemption 100.0000		339	339	336	345	0	(7)	0	(7)	0	339	0	0	0	5	08/02/2027	2.B PL
.BGW67N-CU-9	BCM One, Inc. BCM One, Inc. 11/17/27		03/31/2023	Redemption 100.0000		1,947	1,947	1,933	1,987	0	(39)	0	(39)	0	1,947	0	0	0	45	11/17/2027	3.A PL
.BGW67N-DD-6	BCM One, Inc. BCM One, Inc. 11/17/27		03/31/2023	Redemption 100.0000		545	545	541	549	0	(4)	0	(4)	0	545	0	0	0	13	11/17/2027	3.A PL
.BGW67S-KK-1	NFM & J, L.P. NFM & J, L.P. 11/30/27		03/31/2023	Redemption 100.0000		18,642	18,642	18,456	18,895	0	(253)	0	(253)	0	18,642	0	0	0	318	11/30/2027	3.A PL
.BGW67S-LS-3	NFM & J, L.P. NFM & J, L.P. 11/30/27		03/31/2023	Redemption 100.0000		15,550	15,550	15,384	15,534	0	16	0	16	0	15,550	0	0	0	403	11/30/2027	3.A PL
.BGW67S-LS-3	NFM & J, L.P. NFM & J, L.P. 11/30/27		02/27/2023	No Broker		4,009	0	4,009	3,764	0	0	0	0	4,009	0	0	0	0	26	11/30/2027	3.A PL
.BGW67V-V4-8	Good2Grow LLC Good2Grow LLC 12/01/27		03/24/2023	Redemption 100.0000		424,528	424,528	420,283	431,480	0	(6,952)	0	(6,952)	0	424,528	0	0	0	9,886	12/01/2027	3.A PL
.BGW682-4N-9	Bradshaw International Parent Bradshaw International Parent 10/21/27		03/31/2023	Redemption 100.0000		37,500	37,500	36,563	37,506	0	(6)	0	(6)	0	37,500	0	0	0	979	10/21/2027	3.A PL
.BGW68F-5L-3	GHR Healthcare, LLC GHR Healthcare, LLC 12/09/27		03/31/2023	Redemption 100.0000		600	600	591	601	0	(1)	0	(1)	0	600	0	0	0	0	12/09/2027	2.C PL
.BGW68F-7C-1	GHR Healthcare, LLC GHR Healthcare, LLC 12/09/27		03/31/2023	Redemption 100.0000		1,926	1,926	1,902	1,910	0	16	0	16	0	1,926	0	0	0	44	12/09/2027	2.C PL

STATEMENT AS OF MARCH 31, 2023 OF GENWORTH LIFE INSURANCE COMPANY

**SCHEDULE D - PART 4**

Show All Long-Term Bonds and Stock Sold, Redeemed or Otherwise Disposed of During the Current Quarter

1	2	3	4	5	6	7	8	9	10	Change In Book/Adjusted Carrying Value					16	17	18	19	20	21	22
										11	12	13	14	15							
CUSIP Identification	Description	Foreign	Disposal Date	Name of Purchaser	Number of Shares of Stock	Consideration	Par Value	Actual Cost	Prior Year Book/Adjusted Carrying Value	Unrealized Valuation Increase/(Decrease)	Current Year's (Amortization)/Accretion	Current Year's Other Than Temporary Impairment Recognized	Total Change in Book/Adjusted Carrying Value (11 + 12 - 13)	Total Foreign Exchange Change in Book /Adjusted Carrying Value	Book/Adjusted Carrying Value at Disposal Date	Foreign Exchange Gain (Loss) on Disposal	Realized Gain (Loss) on Disposal	Total Gain (Loss) on Disposal	Bond Interest/Stock Dividends Received During Year	Stated Contractual Maturity Date	NAIC Designation, NAIC Designation Modifier and SVO Administrative Symbol
..BGW68F-7V-9	Omni Intermediate Holdings Omni Intermediate Holdings 11/30/27		03/31/2023	Redemption 100.0000		10,838	10,838	10,702	10,910	0	(72)	0	(72)	0	10,838	0	0	0	0	11/30/2027	3.A PL
..BGW68F-83-0	Omni Intermediate Holdings Omni Intermediate Holdings 11/30/27		03/22/2023	No Broker Redemption 100.0000		1,209	0	1,209	0	0	0	0	0	1,209	0	0	0	0	0	11/30/2027	3.A PL
..BGW68P-UU-3	SPI LLC SPI LLC 12/21/27		03/31/2023	Redemption 100.0000		17,000	17,000	16,830	17,039	0	(39)	0	(39)	0	17,000	0	0	0	397	12/21/2027	2.C PL
..BGW68P-X0-6	Prime Buyer, L.L.C. 12/22/26		03/06/2023	Redemption 100.0000		575,928	575,928	568,729	579,663	0	(3,735)	0	(3,735)	0	575,928	0	0	0	9,392	12/22/2026	2.B PL
..BGW68Q-QA-0	MeritB2B LLC MeritB2B LLC 05/23/24		03/31/2023	Redemption 100.0000		91,944	91,944	91,024	92,902	0	(959)	0	(959)	0	91,944	0	0	0	2,378	05/23/2024	2.C PL
..BGW68Q-QF-9	Affinity Hospice Intermediate Affinity Hospice Intermediate 12/17/27		03/31/2023	Redemption 100.0000		18,644	18,644	18,458	18,928	0	(284)	0	(284)	0	18,644	0	0	0	447	12/17/2027	3.A PL
..BGW690-VT-9	Market Performance Group Market Performance Group 12/29/26		03/31/2023	Redemption 100.0000		6,859	6,859	6,791	6,859	0	1	0	1	0	6,859	0	0	0	175	12/29/2026	3.A Z
..BGW691-B3-6	LYNX Franchising, LLC LYNX Franchising, LLC 12/23/26		03/31/2023	Redemption 100.0000		2,500	2,500	2,475	2,536	0	(36)	0	(36)	0	2,500	0	0	0	47	12/23/2026	3.B PL
..BGW69C-6G-9	Tinicum Voltage Intermediate Tinicum Voltage Intermediate 12/15/28		02/28/2023	Redemption 100.0000		318,759	318,759	314,647	322,579	0	(3,820)	0	(3,820)	0	318,759	0	0	0	215	12/15/2028	3.A PL
..BGW6A7-31-4	Blackbird Purchaser, Inc. Blackbird Purchaser, Inc. 04/08/26		03/31/2023	Redemption 100.0000		16,408	16,408	16,243	16,549	0	(142)	0	(142)	0	16,408	0	0	0	345	04/08/2026	3.C PL
..BGW6AN-WIP-4	Fortune International, LLC Fortune International, LLC 01/17/26		03/31/2023	Redemption 100.0000		33,027	33,027	32,697	32,909	0	118	0	118	0	33,027	0	0	0	0	01/17/2026	2.C PL
..BGW6AZ-VE-3	CDI Acquisitionco, Inc. 12/24/24		03/31/2023	Redemption 100.0000		64,920	64,920	64,271	64,940	0	(20)	0	(20)	0	64,920	0	0	0	1,263	12/24/2024	2.A PL
..BGW6BU-QY-5	SpendMend Holdings LLC SpendMend Holdings LLC 03/01/28		03/31/2023	Redemption 100.0000		1,982	1,982	1,962	1,993	0	(11)	0	(11)	0	1,982	0	0	0	51	03/01/2028	2.C PL
..BGW6BU-SQ-0	SpendMend Holdings LLC SpendMend Holdings LLC 03/01/28		03/31/2023	Redemption 100.0000		348	348	345	346	0	2	0	2	0	348	0	0	0	9	03/01/2028	2.C PL
..BGW6CZ-MY-7	Argano, LLC Argano, LLC 06/10/26		01/03/2023	Redemption 100.0000		3,298	3,298	3,265	3,270	0	28	0	28	0	3,298	0	0	0	29	06/10/2026	3.A PL
..BGW6EC-QD-8	OEP Glass Purchaser, LLC OEP Glass Purchaser, LLC 04/18/28		03/31/2023	Redemption 100.0000		37,500	37,500	37,125	37,465	0	35	0	35	0	37,500	0	0	0	929	04/18/2028	2.A PL
..BGW6EJ-GD-5	Vision Innovation Partners 04/07/28		03/31/2023	Redemption 100.0000		1,942	1,942	1,922	1,945	0	(3)	0	(3)	0	1,942	0	0	0	30	04/07/2028	3.B PL
..BGW6EK-E9-2	Orthoalliance Mso, LLC Orthoalliance Mso, LLC 07/21/25		03/31/2023	Redemption 100.0000		2,941	2,941	2,911	2,455	0	30	0	30	0	2,941	0	0	0	78	07/21/2025	3.A PL
..BGW6EK-E9-2	Orthoalliance Mso, LLC Orthoalliance Mso, LLC 07/21/25		01/31/2023	Redemption 0.0000		0	0	(4)	(4)	0	4	0	4	0	0	0	0	0	0	07/21/2025	3.B Z
..BGW6EK-E9-2	Orthoalliance Mso, LLC Orthoalliance Mso, LLC 07/21/25		01/31/2023	No Broker Redemption 100.0000		0	0	0	(302)	0	0	0	0	0	0	0	0	0	0	07/21/2025	3.B Z
..BGW6FS-NN-3	CMG Holdco, LLC CMG Holdco, LLC 05/19/28		03/31/2023	Redemption 100.0000		1,020	1,020	1,010	1,018	0	2	0	2	0	1,020	0	0	0	24	05/19/2028	3.A PL
..BGW6FS-RG-4	Trilon Group, LLC Trilon Group, LLC 05/27/29		03/31/2023	Redemption 100.0000		3,928	3,928	3,888	3,920	0	8	0	8	0	3,928	0	0	0	0	05/27/2029	3.A Z
..BGW6FS-S2-4	Momentum Manufacturing Group Momentum Manufacturing Group 05/18/28		03/31/2023	Redemption 100.0000		2,622	2,622	2,593	2,596	0	27	0	27	0	2,622	0	0	0	0	05/18/2028	2.C PL
..BGW6FS-S8-1	Thayer Power & Communication Thayer Power & Communication 03/26/27		03/31/2023	Redemption 100.0000		2,172	2,172	2,150	2,165	0	7	0	7	0	2,172	0	0	0	52	03/26/2027	2.B PL

E05.17



STATEMENT AS OF MARCH 31, 2023 OF GENWORTH LIFE INSURANCE COMPANY

**SCHEDULE D - PART 4**

Show All Long-Term Bonds and Stock Sold, Redeemed or Otherwise Disposed of During the Current Quarter

1	2	3	4	5	6	7	8	9	10	Change In Book/Adjusted Carrying Value					16	17	18	19	20	21	22
										11	12	13	14	15							
CUSIP Identification	Description	Foreign	Disposal Date	Name of Purchaser	Number of Shares of Stock	Consideration	Par Value	Actual Cost	Prior Year Book/Adjusted Carrying Value	Unrealized Valuation Increase/(Decrease)	Current Year's (Amortization)/Accretion	Current Year's Other Than Temporary Impairment Recognized	Total Change in Book/Adjusted Carrying Value (11 + 12 - 13)	Total Foreign Exchange Change in Book /Adjusted Carrying Value	Book/Adjusted Carrying Value at Disposal Date	Foreign Exchange Gain (Loss) on Disposal	Realized Gain (Loss) on Disposal	Total Gain (Loss) on Disposal	Bond Interest/Stock Dividends Received During Year	Stated Contractual Maturity Date	NAIC Designation, NAIC Designation Modifier and SVO Administrative Symbol
..BGW6FT-SR-7	CMG Holdco, LLC CMG Holdco, LLC 05/19/28		03/31/2023	Redemption 100.0000		603	603	597	600	0	3	0	3	0	603	0	0	0	14	05/19/2028	3.A PL
..BGW6FV-7E-4	Trilon Group, LLC Trilon Group, LLC 05/27/29		03/31/2023	Redemption 100.0000		3,928	3,928	3,888	3,888	0	40	0	40	0	3,928	0	0	0	54	05/27/2029	3.A Z
..BGW6FV-A7-5	CMG Holdco, LLC CMG Holdco, LLC 05/19/28		03/31/2023	Redemption 100.0000		1,771	1,771	1,753	1,763	0	8	0	8	0	1,771	0	0	0	14	05/19/2028	3.A PL
..BGW6GA-MA-0	MidWest Eye Services, LLC Midwest Eye Services, LLC 08/20/27		03/31/2023	Redemption 100.0000		4,123	4,123	4,121	4,139	0	(16)	0	(16)	0	4,123	0	0	0	93	08/20/2027	3.A PL
..BGW6GA-P6-6	Orthoalliance MSO, LLC Orthoalliance MSO, LLC 07/21/25		03/31/2023	Redemption 100.0000		3,410	3,410	3,375	3,378	0	31	0	31	0	3,410	0	0	0	91	07/21/2025	3.A PL
..BGW6H4-LD-8	MidWest Eye Services, LLC Midwest Eye Services, LLC 08/20/27		03/31/2023	Redemption 100.0000		818	818	802	802	0	16	0	16	0	818	0	0	0	23	08/20/2027	3.A PL
..BGW6H4-LU-0	TSS Buyer, LLC TSS Buyer, LLC 06/22/29		03/31/2023	Redemption 100.0000		4,024	4,024	3,966	3,992	0	32	0	32	0	4,024	0	0	0	0	06/22/2029	3.B Z
..BGW6H4-N3-8	TSS Buyer, LLC TSS Buyer, LLC 06/22/29		03/31/2023	Redemption 100.0000		633	633	633	324	0	0	0	0	0	633	0	0	0	0	06/22/2029	3.B Z
..BGW6H4-ZP-6	Element 78 Partners, LLC Element 78 Partners, LLC 12/01/27		03/31/2023	Redemption 100.0000		4,521	4,521	4,476	4,479	0	42	0	42	0	4,521	0	0	0	117	12/01/2027	3.B PL
..BGW6H4-ZS-0	Element 78 Partners, LLC Element 78 Partners, LLC 12/01/27		03/31/2023	Redemption 100.0000		10,904	10,904	10,795	10,873	0	31	0	31	0	10,904	0	0	0	278	12/01/2027	3.B PL
..BGW6HG-UQ-2	Omni Intermediate Holdings Omni Intermediate Holdings 12/30/26		03/31/2023	Redemption 100.0000		1,485	1,485	1,455	1,465	0	20	0	20	0	1,485	0	0	0	0	12/30/2026	3.A Z
..BGW6J2-5H-9	Omni Intermediate Holdings Omni Intermediate Holdings 11/30/27		03/22/2023	No Broker		238	0	238	0	0	0	0	0	238	0	0	0	0	0	11/30/2027	4.B Z
..BGW6KD-WC-4	Kene Acquisition, Inc. Kene Acquisition, Inc. 08/08/26		03/31/2023	Redemption 100.0000		4,377	4,377	4,300	4,327	0	49	0	49	0	4,377	0	0	0	0	08/08/2026	3.B Z
..BGW6L1-WF-2	WilliamsMarston WilliamsMarston 08/25/28		03/31/2023	Redemption 100.0000		28,556	28,556	27,985	28,054	0	502	0	502	0	28,556	0	0	0	732	08/25/2028	3.A PL
..BGW6L1-WM-7	Phaidon International Phaidon International 08/22/29		01/31/2023	Redemption 100.0000		187,500	187,500	185,625	186,362	0	1,138	0	1,138	0	187,500	0	0	0	1,602	08/22/2029	2.A PL
..BGW6L2-1S-6	Wellspring Pharmaceutical Corp Wellspring Pharmaceutical Corp 08/22/28		03/31/2023	Redemption 100.0000		15,551	15,551	15,240	15,296	0	255	0	255	0	15,551	0	0	0	418	08/22/2028	3.C PL
..BGW6L7-W5-1	Techmer Techmer 09/01/28		03/31/2023	Redemption 100.0000		12,611	12,611	12,485	12,511	0	101	0	101	0	12,611	0	0	0	0	09/01/2028	2.C Z
..BGW6L7-W5-1	Techmer Techmer 09/01/28		01/03/2023	Redemption 100.0000		12,611	12,611	12,485	12,511	0	101	0	101	0	12,611	0	0	0	0	09/01/2028	3.B Z
..BGW6M1-SU-3	Prime Time Healthcare Prime Time Healthcare 09/19/28		03/31/2023	Redemption 100.0000		53,125	53,125	51,531	51,591	0	1,534	0	1,534	0	53,125	0	0	0	0	09/19/2028	2.B PL
..BGW6M7-5S-0	GHR Healthcare, LLC GHR Healthcare, LLC 12/09/27		03/31/2023	Redemption 100.0000		5,190	5,190	5,087	5,109	0	82	0	82	0	5,190	0	0	0	118	12/09/2027	2.C Z
..BGW6NN-YD-5	SPI LLC SPI LLC 12/21/27		03/31/2023	Redemption 100.0000		6,148	6,148	6,086	6,086	0	62	0	62	0	6,148	0	0	0	207	12/21/2027	2.C PL
..BGW6NN-YH-6	TRILON GROUP, LLC TRILON GROUP, LLC 05/27/29		01/06/2023	No Broker		19,150	0	19,150	19,150	0	0	0	0	0	19,150	0	0	0	0	05/27/2029	3.A Z
..BGW6PA-W7-6	Kenco Kenco 11/15/29		03/31/2023	Redemption 100.0000		21,459	21,459	21,030	21,032	0	427	0	427	0	21,459	0	0	0	611	11/15/2029	3.B Z
..BGW6Q0-PD-2	Industrial Service Group Industrial Service Group 12/07/28		03/31/2023	Redemption 100.0000		2,685	2,685	2,631	2,631	0	54	0	54	0	2,685	0	0	0	26	12/07/2028	4.B Z

EO5.18

STATEMENT AS OF MARCH 31, 2023 OF GENWORTH LIFE INSURANCE COMPANY

**SCHEDULE D - PART 4**

Show All Long-Term Bonds and Stock Sold, Redeemed or Otherwise Disposed of During the Current Quarter

1	2	3	4	5	6	7	8	9	10	Change In Book/Adjusted Carrying Value					16	17	18	19	20	21	22		
										11	12	13	14	15									
CUSIP Identification	Description	For-foreign	Disposal Date	Name of Purchaser	Number of Shares of Stock	Consideration	Par Value	Actual Cost	Prior Year Book/Adjusted Carrying Value	Unrealized Valuation Increase/(Decrease)	Current Year's (Amortization)/Accretion	Other Than Temporary Impairment Recognized	Total Change in Book/Adjusted Carrying Value (11 + 12 - 13)	Total Foreign Exchange Change in Book /Adjusted Carrying Value	Book/Adjusted Carrying Value at Disposal Date	Foreign Exchange Gain (Loss) on Disposal	Realized Gain (Loss) on Disposal	Total Gain (Loss) on Disposal	Bond Interest/Stock Dividends Received During Year	Stated Contractual Maturity Date	NAIC Designation, NAIC Designation Modifier and SVO Administrative Symbol		
..B6W6RR-22-1	Legacy Service Partners Legacy Service Partners 01/09/29		03/07/2023	No Broker Redemption		22,500	0	22,500	0	0	0	0	0	0	22,500	0	0	0	0	01/09/2029	3.B Z		
..B6W4TB-01-5	Composite Technology Acq Composite Technology Acq 02/01/24		03/24/2023			44,584	44,584	44,584	0	0	0	0	0	0	44,584	0	0	0	0	02/01/2024	5.A PL		
1909999999. Subtotal - Bonds - Unaffiliated Bank Loans						10,047,385	9,964,879	9,923,024	8,680,100	0	(54,998)	0	(54,998)	0	10,047,385	0	0	0	0	131,757	XXX	XXX	
2509999997. Total - Bonds - Part 4						696,096,366	719,410,179	689,469,483	702,834,709	8,129	570,428	0	578,557	549,500	705,070,744	(351,000)	(10,719,141)	(11,070,141)	13,765,184	XXX	XXX		
2509999998. Total - Bonds - Part 5						XXX	XXX	XXX	XXX	XXX	XXX	XXX	XXX	XXX	XXX	XXX	XXX	XXX	XXX	XXX	XXX	XXX	
2509999999. Total - Bonds						696,096,366	719,410,179	689,469,483	702,834,709	8,129	570,428	0	578,557	549,500	705,070,744	(351,000)	(10,719,141)	(11,070,141)	13,765,184	XXX	XXX		
4509999997. Total - Preferred Stocks - Part 4						0	XXX	0	0	0	0	0	0	0	0	0	0	0	0	0	0	XXX	XXX
4509999998. Total - Preferred Stocks - Part 5						XXX	XXX	XXX	XXX	XXX	XXX	XXX	XXX	XXX	XXX	XXX	XXX	XXX	XXX	XXX	XXX	XXX	XXX
4509999999. Total - Preferred Stocks						0	XXX	0	0	0	0	0	0	0	0	0	0	0	0	0	0	XXX	XXX
..03940C-10-0	ARCELLX INC		01/10/2023	Various		(108)		0	0	0	0	0	0	0	0	0	(108)	(108)	0				
5019999999. Subtotal - Common Stocks - Industrial and Miscellaneous (Unaffiliated) Publicly Traded						(108)	XXX	0	0	0	0	0	0	0	0	0	0	(108)	(108)	0	XXX	XXX	
5989999997. Total - Common Stocks - Part 4						(108)	XXX	0	0	0	0	0	0	0	0	0	0	(108)	(108)	0	XXX	XXX	
5989999998. Total - Common Stocks - Part 5						XXX	XXX	XXX	XXX	XXX	XXX	XXX	XXX	XXX	XXX	XXX	XXX	XXX	XXX	XXX	XXX	XXX	XXX
5989999999. Total - Common Stocks						(108)	XXX	0	0	0	0	0	0	0	0	0	0	(108)	(108)	0	XXX	XXX	
5999999999. Total - Preferred and Common Stocks						(108)	XXX	0	0	0	0	0	0	0	0	0	0	(108)	(108)	0	XXX	XXX	
6009999999 - Totals						696,096,258	XXX	689,469,483	702,834,709	8,129	570,428	0	578,557	549,500	705,070,744	(351,000)	(10,719,249)	(11,070,249)	13,765,184	XXX	XXX		

EO5.19

STATEMENT AS OF MARCH 31, 2023 OF GENWORTH LIFE INSURANCE COMPANY

**SCHEDULE DB - PART A - SECTION 1**

Showing all Options, Caps, Floors, Collars, Swaps and Forwards Open as of Current Statement Date

1	2	3	4	5	6	7	8	9	10	11	12	13	14	15	16	17	18	19	20	21	22	23																		
Description	Description of Item(s) Hedged, Used for Income Generation or Replicated	Schedule/ Exhibit Identifier	Type(s) of Risk(s) (a)	Exchange, Counterparty or Central Clearinghouse	Trade Date	Date of Maturity or Expiration	Number of Contracts	Notional Amount	Strike Price, Rate or Index Received (Paid)	Cumulative Prior Year(s) Initial Cost of Un-discounted Premium (Received) Paid	Current Year Initial Cost of Un-discounted Premium (Received) Paid	Current Year Income	Book/ Adjusted Carrying Value	Code	Fair Value	Unrealized Valuation Increase/ (Decrease)	Total Foreign Exchange Change in B./A.C.V.	Current Year's (Amortization)/ Accretion	Adjustment to Carrying Value of Hedged Item	Potential Exposure	Credit Quality of Reference Entity	Hedge Effectiveness at Inception and at Quarter-end (b)																		
007999999	Subtotal - Purchased Options - Hedging Effective Excluding Variable Annuity Guarantees Under SSAP No.108										0	0	0	0	XXX	0	0	0	0	0	0	XXX	XXX																	
014999999	Subtotal - Purchased Options - Hedging Effective Variable Annuity Guarantees Under SSAP No.108										0	0	0	0	XXX	0	0	0	0	0	0	0	XXX	XXX																
021999999	Subtotal - Purchased Options - Hedging Other										0	0	0	0	XXX	0	0	0	0	0	0	0	XXX	XXX																
028999999	Subtotal - Purchased Options - Replications										0	0	0	0	XXX	0	0	0	0	0	0	0	XXX	XXX																
035999999	Subtotal - Purchased Options - Income Generation										0	0	0	0	XXX	0	0	0	0	0	0	0	0	XXX	XXX															
042999999	Subtotal - Purchased Options - Other										0	0	0	0	XXX	0	0	0	0	0	0	0	0	0	XXX	XXX														
043999999	Total Purchased Options - Call Options and Warrants										0	0	0	0	XXX	0	0	0	0	0	0	0	0	0	XXX	XXX														
044999999	Total Purchased Options - Put Options										0	0	0	0	XXX	0	0	0	0	0	0	0	0	0	0	XXX	XXX													
045999999	Total Purchased Options - Caps										0	0	0	0	XXX	0	0	0	0	0	0	0	0	0	0	XXX	XXX													
046999999	Total Purchased Options - Floors										0	0	0	0	XXX	0	0	0	0	0	0	0	0	0	0	XXX	XXX													
047999999	Total Purchased Options - Collars										0	0	0	0	XXX	0	0	0	0	0	0	0	0	0	0	0	XXX	XXX												
048999999	Total Purchased Options - Other										0	0	0	0	XXX	0	0	0	0	0	0	0	0	0	0	0	0	XXX	XXX											
049999999	Total Purchased Options										0	0	0	0	XXX	0	0	0	0	0	0	0	0	0	0	0	0	0	XXX	XXX										
056999999	Subtotal - Written Options - Hedging Effective Excluding Variable Annuity Guarantees Under SSAP No.108										0	0	0	0	XXX	0	0	0	0	0	0	0	0	0	0	0	0	0	XXX	XXX										
063999999	Subtotal - Written Options - Hedging Effective Variable Annuity Guarantees Under SSAP No.108										0	0	0	0	XXX	0	0	0	0	0	0	0	0	0	0	0	0	0	0	XXX	XXX									
070999999	Subtotal - Written Options - Hedging Other										0	0	0	0	XXX	0	0	0	0	0	0	0	0	0	0	0	0	0	0	0	XXX	XXX								
077999999	Subtotal - Written Options - Replications										0	0	0	0	XXX	0	0	0	0	0	0	0	0	0	0	0	0	0	0	0	0	XXX	XXX							
084999999	Subtotal - Written Options - Income Generation										0	0	0	0	XXX	0	0	0	0	0	0	0	0	0	0	0	0	0	0	0	0	0	0	XXX	XXX					
091999999	Subtotal - Written Options - Other										0	0	0	0	XXX	0	0	0	0	0	0	0	0	0	0	0	0	0	0	0	0	0	0	0	XXX	XXX				
092999999	Total Written Options - Call Options and Warrants										0	0	0	0	XXX	0	0	0	0	0	0	0	0	0	0	0	0	0	0	0	0	0	0	0	XXX	XXX				
093999999	Total Written Options - Put Options										0	0	0	0	XXX	0	0	0	0	0	0	0	0	0	0	0	0	0	0	0	0	0	0	0	0	XXX	XXX			
094999999	Total Written Options - Caps										0	0	0	0	XXX	0	0	0	0	0	0	0	0	0	0	0	0	0	0	0	0	0	0	0	0	0	XXX	XXX		
095999999	Total Written Options - Floors										0	0	0	0	XXX	0	0	0	0	0	0	0	0	0	0	0	0	0	0	0	0	0	0	0	0	0	XXX	XXX		
096999999	Total Written Options - Collars										0	0	0	0	XXX	0	0	0	0	0	0	0	0	0	0	0	0	0	0	0	0	0	0	0	0	0	0	XXX	XXX	
097999999	Total Written Options - Other										0	0	0	0	XXX	0	0	0	0	0	0	0	0	0	0	0	0	0	0	0	0	0	0	0	0	0	0	0	XXX	XXX
098999999	Total Written Options										0	0	0	0	XXX	0	0	0	0	0	0	0	0	0	0	0	0	0	0	0	0	0	0	0	0	0	0	0	XXX	XXX
Forward Start IRS--82087--140 - CF FS LTC 54 Reentry - Fed Funds	Anticipatory cash flows	NA	Interest Rate	DBAG	05/03/2016	06/15/2033		2,700,000	2.18% / (OIS)						(211,610)				0	43,150		100% / 100%																		
Forward Start IRS--82088--140 - CF FS LTC 54 Reentry - Fed Funds	Anticipatory cash flows	NA	Interest Rate	DBAG	05/03/2016	12/15/2033		2,700,000	2.18% / (OIS)						(186,213)				0	44,196		100% / 100%																		
Forward Start IRS--82089--140 - CF FS LTC 54 Reentry - Fed Funds	Anticipatory cash flows	NA	Interest Rate	DBAG	05/03/2016	03/15/2034		33,000,000	2.18% / (OIS)						(2,159,468)				0	546,356		100% / 100%																		
Forward Start IRS--82090--140 - CF FS LTC 54 Reentry - Fed Funds	Anticipatory cash flows	NA	Interest Rate	DBAG	05/03/2016	04/15/2034		5,000,000	2.18% / (OIS)						(322,491)				0	83,101		100% / 100%																		
Forward Start IRS--82091--140 - CF FS LTC 54 Reentry - Fed Funds	Anticipatory cash flows	NA	Interest Rate	DBAG	05/03/2016	06/14/2034		2,300,000	2.18% / (OIS)						(145,693)				0	38,510		100% / 100%																		
Forward Start IRS--82092--140 - CF FS LTC 54 Reentry - Fed Funds	Anticipatory cash flows	NA	Interest Rate	DBAG	05/03/2016	08/15/2034		46,000,000	2.18% / (OIS)						(2,859,796)				0	776,009		100% / 100%																		

E06

STATEMENT AS OF MARCH 31, 2023 OF GENWORTH LIFE INSURANCE COMPANY

**SCHEDULE DB - PART A - SECTION 1**

Showing all Options, Caps, Floors, Collars, Swaps and Forwards Open as of Current Statement Date

1	2	3	4	5	6	7	8	9	10	11	12	13	14	15	16	17	18	19	20	21	22	23
Description	Description of Item(s) Hedged, Used for Income Generation or Replicated	Schedule/ Exhibit Identifier	Type(s) of Risk(s) (a)	Exchange, Counterparty or Central Clearinghouse	Trade Date	Date of Maturity or Expiration	Number of Contracts	Notional Amount	Strike Price, Rate or Index Received (Paid)	Cumulative Prior Year(s) Initial Cost of Un-discounted Premium (Received) Paid	Current Year Initial Cost of Un-discounted Premium (Received) Paid	Current Year Income	Book/ Adjusted Carrying Value	Code	Fair Value	Unrealized Valuation Increase/ (Decrease)	Total Foreign Exchange Change in B./A.C.V.	Current Year's (Amortization)/ Accretion	Adjustment to Carrying Value of Hedged Item	Potential Exposure	Credit Quality of Reference Entity	Hedge Effectiveness at Inception and at Quarter-end (b)
Forward Start IRS—82093—140 - CF FS LTC 54 Reentry - Fed Funds	Anticipatory cash flows	NA	Interest Rate	DBAG	05/03/2016	09/15/2039		45,000,000	2.18% / (01S)						(2,669,380)				0	913,157		100% / 100%
Forward Start IRS—82094—140 - CF FS LTC 54 Reentry - Fed Funds	Anticipatory cash flows	NA	Interest Rate	DBAG	05/03/2016	12/15/2039		45,000,000	2.18% / (01S)						(2,651,708)				0	920,042		100% / 100%
Forward Start IRS—82095—140 - CF FS LTC 54 Reentry - Fed Funds	Anticipatory cash flows	NA	Interest Rate	DBAG	05/03/2016	02/15/2040		41,000,000	2.18% / (01S)						(2,404,653)				0	842,508		100% / 100%
Forward Start IRS—82096—140 - CF FS LTC 54 Reentry - Fed Funds	Anticipatory cash flows	NA	Interest Rate	DBAG	05/03/2016	03/15/2040		40,000,000	2.18% / (01S)				0		(2,343,772)				0	823,890		100% / 100%
Forward Start IRS—82097—140 - CF FS LTC 54 Reentry - Fed Funds	Anticipatory cash flows	NA	Interest Rate	DBAG	05/03/2016	04/15/2040		39,000,000	2.18% / (01S)						(2,279,174)				0	805,300		100% / 100%
Forward Start IRS—82098—140 - CF FS LTC 54 Reentry - Fed Funds	Anticipatory cash flows	NA	Interest Rate	DBAG	05/03/2016	05/15/2040		41,000,000	2.18% / (01S)						(2,389,863)				0	848,635		100% / 100%
Forward Start IRS—82099—140 - CF FS LTC 54 Reentry - Fed Funds	Anticipatory cash flows	NA	Interest Rate	DBAG	05/03/2016	06/15/2040		40,000,000	2.18% / (01S)						(2,324,847)				0	829,986		100% / 100%
Forward Start IRS—82100—140 - CF FS LTC 54 Reentry - Fed Funds	Anticipatory cash flows	NA	Interest Rate	DBAG	05/03/2016	07/15/2040		39,000,000	2.18% / (01S)						(2,260,798)				0	811,165		100% / 100%
Forward Start IRS—82101—140 - CF FS LTC 54 Reentry - Fed Funds	Anticipatory cash flows	NA	Interest Rate	DBAG	05/03/2016	09/15/2040		40,000,000	2.18% / (01S)						(2,305,048)				0	836,038		100% / 100%
Forward Start IRS—82102—140 - CF FS LTC 54 Reentry - Fed Funds	Anticipatory cash flows	NA	Interest Rate	DBAG	05/03/2016	12/15/2040		37,000,000	2.18% / (01S)						(2,114,951)				0	778,832		100% / 100%
Forward Start IRS—82103—140 - CF FS LTC 54 Reentry - Fed Funds	Anticipatory cash flows	NA	Interest Rate	DBAG	05/03/2016	03/15/2041		51,000,000	2.18% / (01S)						(2,892,191)				0	1,080,967		100% / 100%
Forward Start IRS—82104—140 - CF FS LTC 54 Reentry - Fed Funds	Anticipatory cash flows	NA	Interest Rate	DBAG	05/03/2016	06/15/2041		36,000,000	2.18% / (01S)				0		(2,018,807)				0	768,368		100% / 100%
Forward Start IRS—82105—140 - CF FS LTC 54 Reentry - Fed Funds	Anticipatory cash flows	NA	Interest Rate	DBAG	05/03/2016	09/15/2041		42,000,000	2.18% / (01S)				0		(2,326,988)				0	902,609		100% / 100%

STATEMENT AS OF MARCH 31, 2023 OF GENWORTH LIFE INSURANCE COMPANY

**SCHEDULE DB - PART A - SECTION 1**

Showing all Options, Caps, Floors, Collars, Swaps and Forwards Open as of Current Statement Date

1	2	3	4	5	6	7	8	9	10	11	12	13	14	15	16	17	18	19	20	21	22	23
Description	Description of Item(s) Hedged, Used for Income Generation or Replicated	Schedule/ Exhibit Identifier	Type(s) of Risk(s) (a)	Exchange, Counterparty or Central Clearinghouse	Trade Date	Date of Maturity or Expiration	Number of Contracts	Notional Amount	Strike Price, Rate or Index Received (Paid)	Cumulative Prior Year(s) Initial Cost of Un-discounted Premium (Received) Paid	Current Year Initial Cost of Un-discounted Premium (Received) Paid	Current Year Income	Book/ Adjusted Carrying Value	Code	Fair Value	Unrealized Valuation Increase/ (Decrease)	Total Foreign Exchange Change in B./A.C.V.	Current Year's (Amortization)/ Accretion	Adjustment to Carrying Value of Hedged Item	Potential Exposure	Credit Quality of Reference Entity	Hedge Effectiveness at Inception and at Quarter-end (b)
Forward Start IRS—82287—140 - CF FS LTC 54 Reentry - Fed Funds	Anticipatory cash flows	NA	Interest Rate	DBAG	05/04/2016	07/15/2041		22,000,000	2.16% / (01S)						(1,256,928)				0	470,616		100% / 100%
Forward Start IRS—82288—140 - CF FS LTC 54 Reentry - Fed Funds	Anticipatory cash flows	NA	Interest Rate	DBAG	05/04/2016	10/15/2041		23,000,000	2.16% / (01S)						(1,298,333)				0	495,384		100% / 100%
Forward Start IRS—82289—140 - CF FS LTC 54 Reentry - Fed Funds	Anticipatory cash flows	NA	Interest Rate	DBAG	05/04/2016	03/15/2042		19,000,000	2.16% / (01S)						(1,050,992)				0	413,767		100% / 100%
Forward Start IRS—82290—140 - CF FS LTC 54 Reentry - Fed Funds	Anticipatory cash flows	NA	Interest Rate	DBAG	05/04/2016	07/15/2042		20,000,000	2.16% / (01S)						(1,088,213)				0	439,364		100% / 100%
Forward Start IRS—82291—140 - CF FS LTC 54 Reentry - Fed Funds	Anticipatory cash flows	NA	Interest Rate	DBAG	05/04/2016	10/15/2042		21,000,000	2.16% / (01S)						(1,128,109)				0	464,335		100% / 100%
Forward Start IRS—82292—140 - CF FS LTC 54 Reentry - Fed Funds	Anticipatory cash flows	NA	Interest Rate	DBAG	05/04/2016	03/15/2043		18,000,000	2.16% / (01S)						(947,335)				0	402,189		100% / 100%
Forward Start IRS—82293—140 - CF FS LTC 54 Reentry - Fed Funds	Anticipatory cash flows	NA	Interest Rate	DBAG	05/04/2016	07/15/2043		19,000,000	2.16% / (01S)						(966,278)				0	428,071		100% / 100%
Forward Start IRS—82294—140 - CF FS LTC 54 Reentry - Fed Funds	Anticipatory cash flows	NA	Interest Rate	DBAG	05/04/2016	10/14/2043		21,000,000	2.16% / (01S)						(1,037,274)				0	476,027		100% / 100%
Forward Start IRS—82295—140 - CF FS LTC 54 Reentry - Fed Funds	Anticipatory cash flows	NA	Interest Rate	DBAG	05/04/2016	09/15/2041		24,000,000	2.16% / (01S)						(1,359,922)				0	515,776		100% / 100%
Forward Start IRS—82296—140 - CF FS LTC 54 Reentry - Fed Funds	Anticipatory cash flows	NA	Interest Rate	DBAG	05/04/2016	09/15/2041		28,000,000	2.16% / (01S)						(1,586,575)				0	601,739		100% / 100%
Forward Start IRS—82297—140 - CF FS LTC 54 Reentry - Fed Funds	Anticipatory cash flows	NA	Interest Rate	DBAG	05/04/2016	08/15/2041		15,000,000	2.16% / (01S)						(853,621)				0	321,618		100% / 100%
Forward Start IRS—82298—140 - CF FS LTC 54 Reentry - Fed Funds	Anticipatory cash flows	NA	Interest Rate	DBAG	05/04/2016	07/15/2041		35,000,000	2.16% / (01S)						(1,999,658)				0	748,708		100% / 100%
Forward Start IRS—82299—140 - CF FS LTC 54 Reentry - Fed Funds	Anticipatory cash flows	NA	Interest Rate	DBAG	05/04/2016	07/15/2041		33,000,000	2.16% / (01S)						(1,885,392)				0	705,924		100% / 100%

STATEMENT AS OF MARCH 31, 2023 OF GENWORTH LIFE INSURANCE COMPANY

**SCHEDULE DB - PART A - SECTION 1**

Showing all Options, Caps, Floors, Collars, Swaps and Forwards Open as of Current Statement Date

1	2	3	4	5	6	7	8	9	10	11	12	13	14	15	16	17	18	19	20	21	22	23
Description	Description of Item(s) Hedged, Used for Income Generation or Replicated	Schedule/ Exhibit Identifier	Type(s) of Risk(s) (a)	Exchange, Counterparty or Central Clearinghouse	Trade Date	Date of Maturity or Expiration	Number of Contracts	Notional Amount	Strike Price, Rate or Index Received (Paid)	Cumulative Prior Year(s) Initial Cost of Un-discounted Premium (Received) Paid	Current Year Initial Cost of Un-discounted Premium (Received) Paid	Current Year Income	Book/ Adjusted Carrying Value	Code	Fair Value	Unrealized Valuation Increase/ (Decrease)	Total Foreign Exchange Change in B./A.C.V.	Current Year's (Amortization)/ Accretion	Adjustment to Carrying Value of Hedged Item	Potential Exposure	Credit Quality of Reference Entity	Hedge Effectiveness at Inception and at Quarter-end (b)
Forward Start IRS—82300—140 - CF FS LTC 54 Reentry - Fed Funds	Anticipatory cash flows	NA	Interest Rate	DBAG	05/04/2016	06/15/2041		41,500,000	2.16% / (01S)						(2,379,921)				0	885,758		100% / 100%
Forward Start IRS—82301—140 - CF FS LTC 54 Reentry - Fed Funds	Anticipatory cash flows	NA	Interest Rate	DBAG	05/04/2016	12/15/2046		21,000,000	2.16% / (01S)						(666,072)				0	511,448		100% / 100%
Forward Start IRS—82302—140 - CF FS LTC 54 Reentry - Fed Funds	Anticipatory cash flows	NA	Interest Rate	DBAG	05/04/2016	07/14/2044		21,000,000	2.16% / (01S)						(948,316)				0	484,642		100% / 100%
Forward Start IRS—82303—140 - CF FS LTC 54 Reentry - Fed Funds	Anticipatory cash flows	NA	Interest Rate	DBAG	05/04/2016	06/16/2041		16,000,000	2.16% / (01S)						(917,429)				0	341,523		100% / 100%
Forward Start IRS—82304—140 - CF FS LTC 54 Reentry - Fed Funds	Anticipatory cash flows	NA	Interest Rate	DBAG	05/04/2016	03/15/2042		28,000,000	2.16% / (01S)						(1,548,830)				0	609,762		100% / 100%
Forward Start IRS—82305—140 - CF FS LTC 54 Reentry - Fed Funds	Anticipatory cash flows	NA	Interest Rate	DBAG	05/04/2016	07/15/2042		14,000,000	2.16% / (01S)						(761,749)				0	307,555		100% / 100%
Forward Start IRS—82306—140 - CF FS LTC 54 Reentry - Fed Funds	Anticipatory cash flows	NA	Interest Rate	DBAG	05/04/2016	12/15/2042		8,000,000	2.16% / (01S)						(426,176)				0	177,644		100% / 100%
Forward Start IRS—82307—140 - CF FS LTC 54 Reentry - Fed Funds	Anticipatory cash flows	NA	Interest Rate	DBAG	05/04/2016	01/17/2044		32,000,000	2.16% / (01S)					0	(1,532,319)				0	729,953		100% / 100%
Forward Start IRS—82308—140 - CF FS LTC 54 Reentry - Fed Funds	Anticipatory cash flows	NA	Interest Rate	DBAG	05/04/2016	04/14/2044		25,000,000	2.16% / (01S)						(1,164,142)				0	573,569		100% / 100%
Forward Start IRS—82309—140 - CF FS LTC 54 Reentry - Fed Funds	Anticipatory cash flows	NA	Interest Rate	DBAG	05/04/2016	01/16/2045		14,000,000	2.16% / (01S)					0	(592,039)				0	326,936		100% / 100%
Forward Start IRS—82310—140 - CF FS LTC 54 Reentry - Fed Funds	Anticipatory cash flows	NA	Interest Rate	DBAG	05/04/2016	04/16/2045		25,000,000	2.16% / (01S)						(1,023,354)				0	587,105		100% / 100%
Forward Start IRS—82311—140 - CF FS LTC 54 Reentry - Fed Funds	Anticipatory cash flows	NA	Interest Rate	DBAG	05/04/2016	07/16/2045		22,000,000	2.16% / (01S)						(869,705)				0	519,563		100% / 100%
Forward Start IRS—82312—140 - CF FS LTC 54 Reentry - Fed Funds	Anticipatory cash flows	NA	Interest Rate	DBAG	05/04/2016	12/14/2045		9,000,000	2.16% / (01S)						(334,955)				0	214,510		100% / 100%

E06.3

STATEMENT AS OF MARCH 31, 2023 OF GENWORTH LIFE INSURANCE COMPANY

**SCHEDULE DB - PART A - SECTION 1**

Showing all Options, Caps, Floors, Collars, Swaps and Forwards Open as of Current Statement Date

1	2	3	4	5	6	7	8	9	10	11	12	13	14	15	16	17	18	19	20	21	22	23
Description	Description of Item(s) Hedged, Used for Income Generation or Replicated	Schedule/ Exhibit Identifier	Type(s) of Risk(s) (a)	Exchange, Counterparty or Central Clearinghouse	Trade Date	Date of Maturity or Expiration	Number of Contracts	Notional Amount	Strike Price, Rate or Index Received (Paid)	Cumulative Prior Year(s) Initial Cost of Un-discounted Premium (Received) Paid	Current Year Initial Cost of Un-discounted Premium (Received) Paid	Current Year Income	Book/ Adjusted Carrying Value	Code	Fair Value	Unrealized Valuation Increase/ (Decrease)	Total Foreign Exchange Change in B./A.C.V.	Current Year's (Amortization)/ Accretion	Adjustment to Carrying Value of Hedged Item	Potential Exposure	Credit Quality of Reference Entity	Hedge Effectiveness at Inception and at Quarter-end (b)
Forward Start IRS—82313—140 - CF FS LTC 54 Reentry - Fed Funds	Anticipatory cash flows	NA	Interest Rate	DBAG	05/04/2016	04/15/2046		27,000,000	2.16% / (01S)						(953,926)				0	648,247		100% / 100%
Forward Start IRS—82314—140 - CF FS LTC 54 Reentry - Fed Funds	Anticipatory cash flows	NA	Interest Rate	DBAG	05/04/2016	08/15/2046		22,000,000	2.16% / (01S)						(737,456)				0	532,016		100% / 100%
Forward Start IRS—82315—140 - CF FS LTC 54 Reentry - Fed Funds	Anticipatory cash flows	NA	Interest Rate	DBAG	05/04/2016	02/15/2044		37,000,000	2.16% / (01S)						(1,754,870)				0	845,617		100% / 100%
Forward Start IRS—82316—140 - CF FS LTC 54 Reentry - Fed Funds	Anticipatory cash flows	NA	Interest Rate	DBAG	05/04/2016	08/15/2044		10,000,000	2.16% / (01S)						(446,615)				0	231,256		100% / 100%
Forward Start IRS—82317—140 - CF FS LTC 54 Reentry - Fed Funds	Anticipatory cash flows	NA	Interest Rate	DBAG	05/04/2016	10/16/2044		15,000,000	2.16% / (01S)						(655,490)				0	348,259		100% / 100%
Forward Start IRS—82739—140 - CF FS LTC 54 Reentry - Fed Funds	Anticipatory cash flows	NA	Interest Rate	DBAG	05/06/2016	09/16/2034		20,000,000	1.89% / (01S)						(1,697,143)				0	338,692		100% / 100%
Forward Start IRS—82740—140 - CF FS LTC 54 Reentry - Fed Funds	Anticipatory cash flows	NA	Interest Rate	DBAG	05/06/2016	10/15/2034		31,000,000	1.89% / (01S)						(2,616,184)				0	526,788		100% / 100%
Forward Start IRS—82745—140 - CF FS LTC 54 Reentry - Fed Funds	Anticipatory cash flows	NA	Interest Rate	DBAG	05/06/2016	02/15/2043		34,000,000	1.89% / (01S)						(2,354,154)				0	758,230		100% / 100%
Forward Start IRS—82746—140 - CF FS LTC 54 Reentry - Fed Funds	Anticipatory cash flows	NA	Interest Rate	DBAG	05/06/2016	02/15/2039		19,000,000	1.89% / (01S)						(1,527,375)				0	378,696		100% / 100%
Forward Start IRS—82747—140 - CF FS LTC 54 Reentry - Fed Funds	Anticipatory cash flows	NA	Interest Rate	DBAG	05/06/2016	05/15/2039		18,000,000	1.89% / (01S)				0		(1,437,666)				0	361,507		100% / 100%
Forward Start IRS—82748—140 - CF FS LTC 54 Reentry - Fed Funds	Anticipatory cash flows	NA	Interest Rate	DBAG	05/06/2016	08/15/2039		18,000,000	1.89% / (01S)						(1,427,330)				0	364,320		100% / 100%
Forward Start IRS—82749—140 - CF FS LTC 54 Reentry - Fed Funds	Anticipatory cash flows	NA	Interest Rate	DBAG	05/06/2016	11/15/2039		18,000,000	1.89% / (01S)						(1,416,712)				0	367,111		100% / 100%
Forward Start IRS—82750—140 - CF FS LTC 54 Reentry - Fed Funds	Anticipatory cash flows	NA	Interest Rate	DBAG	05/06/2016	02/15/2040		18,000,000	1.89% / (01S)						(1,406,557)				0	369,882		100% / 100%

E06.4

STATEMENT AS OF MARCH 31, 2023 OF GENWORTH LIFE INSURANCE COMPANY

**SCHEDULE DB - PART A - SECTION 1**

Showing all Options, Caps, Floors, Collars, Swaps and Forwards Open as of Current Statement Date

1	2	3	4	5	6	7	8	9	10	11	12	13	14	15	16	17	18	19	20	21	22	23
Description	Description of Item(s) Hedged, Used for Income Generation or Replicated	Schedule/ Exhibit Identifier	Type(s) of Risk(s) (a)	Exchange, Counterparty or Central Clearinghouse	Trade Date	Date of Maturity or Expiration	Number of Contracts	Notional Amount	Strike Price, Rate or Index Received (Paid)	Cumulative Prior Year(s) Initial Cost of Un-discounted Premium (Received) Paid	Current Year Initial Cost of Un-discounted Premium (Received) Paid	Current Year Income	Book/ Adjusted Carrying Value	Code	Fair Value	Unrealized Valuation Increase/ (Decrease)	Total Foreign Exchange Change in B./A.C.V.	Current Year's (Amortization)/ Accretion	Adjustment to Carrying Value of Hedged Item	Potential Exposure	Credit Quality of Reference Entity	Hedge Effectiveness at Inception and at Quarter-end (b)
Forward Start IRS—82755—140 - CF FS LTC 54 Reentry - Fed Funds	Anticipatory cash flows	NA	Interest Rate	DBAG	05/06/2016	04/14/2033		18,000,000	1.89% / (01S)						(1,914,908)				0	285,267		100% / 100%
Forward Start IRS—82756—140 - CF FS LTC 54 Reentry - Fed Funds	Anticipatory cash flows	NA	Interest Rate	DBAG	05/06/2016	06/15/2033		14,000,000	1.89% / (01S)						(1,437,254)				0	223,742		100% / 100%
Forward Start IRS—82757—140 - CF FS LTC 54 Reentry - Fed Funds	Anticipatory cash flows	NA	Interest Rate	DBAG	05/06/2016	03/16/2036		39,000,000	1.89% / (01S)						(3,214,361)				0	702,267		100% / 100%
Forward Start IRS—82758—140 - CF FS LTC 54 Reentry - Fed Funds	Anticipatory cash flows	NA	Interest Rate	DBAG	05/06/2016	06/15/2036		40,000,000	1.89% / (01S)						(3,295,334)				0	727,164		100% / 100%
Forward Start IRS—82759—140 - CF FS LTC 54 Reentry - Fed Funds	Anticipatory cash flows	NA	Interest Rate	DBAG	05/06/2016	03/15/2037		42,000,000	1.89% / (01S)						(3,461,142)				0	784,825		100% / 100%
Forward Start IRS—82760—140 - CF FS LTC 54 Reentry - Fed Funds	Anticipatory cash flows	NA	Interest Rate	DBAG	05/06/2016	04/15/2037		35,000,000	1.89% / (01S)						(2,884,019)				0	656,006		100% / 100%
Forward Start IRS—82761—140 - CF FS LTC 54 Reentry - Fed Funds	Anticipatory cash flows	NA	Interest Rate	DBAG	05/06/2016	04/14/2038		38,000,000	1.89% / (01S)						(3,123,400)				0	737,075		100% / 100%
Forward Start IRS—82762—140 - CF FS LTC 54 Reentry - Fed Funds	Anticipatory cash flows	NA	Interest Rate	DBAG	05/06/2016	10/16/2038		38,000,000	1.89% / (01S)						(3,081,843)				0	749,385		100% / 100%
Forward Start IRS—97290—140 - CF FS LTC 54 Reentry - Fed Funds	Anticipatory cash flows	NA	Interest Rate	GSI	12/05/2017	01/16/2034		45,100,000	2.34% / (01S)						(2,483,072)				0	741,257		100% / 100%
Forward Start IRS—97291—140 - CF FS LTC 54 Reentry - Fed Funds	Anticipatory cash flows	NA	Interest Rate	GSI	12/05/2017	07/15/2034		24,900,000	2.34% / (01S)						(1,244,975)				0	418,487		100% / 100%
Forward Start IRS—97292—140 - CF FS LTC 54 Reentry - Fed Funds	Anticipatory cash flows	NA	Interest Rate	GSI	12/05/2017	06/14/2034		21,000,000	2.34% / (01S)						(1,061,493)				0	351,612		100% / 100%
Forward Start IRS—97293—140 - CF FS LTC 54 Reentry - Fed Funds	Anticipatory cash flows	NA	Interest Rate	GSI	12/05/2017	02/15/2034		17,200,000	2.34% / (01S)						(928,830)				0	283,770		100% / 100%
Forward Start IRS—97294—140 - CF FS LTC 54 Reentry - Fed Funds	Anticipatory cash flows	NA	Interest Rate	GSI	12/05/2017	02/15/2034		11,400,000	2.34% / (01S)						(615,620)				0	188,080		100% / 100%



STATEMENT AS OF MARCH 31, 2023 OF GENWORTH LIFE INSURANCE COMPANY

**SCHEDULE DB - PART A - SECTION 1**

Showing all Options, Caps, Floors, Collars, Swaps and Forwards Open as of Current Statement Date

1	2	3	4	5	6	7	8	9	10	11	12	13	14	15	16	17	18	19	20	21	22	23
Description	Description of Item(s) Hedged, Used for Income Generation or Replicated	Schedule/ Exhibit Identifier	Type(s) of Risk(s) (a)	Exchange, Counterparty or Central Clearinghouse	Trade Date	Date of Maturity or Expiration	Number of Contracts	Notional Amount	Strike Price, Rate or Index Received (Paid)	Cumulative Prior Year(s) Initial Cost of Un-discounted Premium (Received) Paid	Current Year Initial Cost of Un-discounted Premium (Received) Paid	Current Year Income	Book/ Adjusted Carrying Value	Code	Fair Value	Unrealized Valuation Increase/ (Decrease)	Total Foreign Exchange Change in B./A.C.V.	Current Year's (Amortization)/ Accretion	Adjustment to Carrying Value of Hedged Item	Potential Exposure	Credit Quality of Reference Entity	Hedge Effectiveness at Inception and at Quarter-end (b)
Forward Start IRS— 97295—140 - CF FS LTC 54 Reentry - Fed Funds	Anticipatory cash flows	NA	Interest Rate	GSI	12/05/2017	04/15/2034		11,400,000	2.34% / (01S)						(588,634)				0	189,471		100% / 100%
Forward Start IRS— 97296—140 - CF FS LTC 54 Reentry - Fed Funds	Anticipatory cash flows	NA	Interest Rate	GSI	12/05/2017	10/15/2034		7,600,000	2.35% / (01S)						(365,446)				0	129,148		100% / 100%
Forward Start IRS— 97297—140 - CF FS LTC 54 Reentry - Fed Funds	Anticipatory cash flows	NA	Interest Rate	GSI	12/05/2017	05/15/2034		34,000,000	2.34% / (01S)						(1,737,294)				0	567,187		100% / 100%
Forward Start IRS— 97298—140 - CF FS LTC 54 Reentry - Fed Funds	Anticipatory cash flows	NA	Interest Rate	GSI	12/05/2017	05/15/2034		20,400,000	2.34% / (01S)						(1,042,376)				0	340,312		100% / 100%
Forward Start IRS— 97299—140 - CF FS LTC 54 Reentry - Fed Funds	Anticipatory cash flows	NA	Interest Rate	GSI	12/05/2017	02/15/2034		52,200,000	2.34% / (01S)						(2,818,892)				0	861,208		100% / 100%
Forward Start IRS— 97300—140 - CF FS LTC 54 Reentry - Fed Funds	Anticipatory cash flows	NA	Interest Rate	GSI	12/05/2017	03/15/2034		5,800,000	2.34% / (01S)						(304,715)				0	96,026		100% / 100%
Forward Start IRS— 97301—140 - CF FS LTC 54 Reentry - Fed Funds	Anticipatory cash flows	NA	Interest Rate	GSI	12/05/2017	12/16/2034		2,400,000	2.35% / (01S)						(114,641)				0	41,082		100% / 100%
Forward Start IRS— 97302—140 - CF FS LTC 54 Reentry - Fed Funds	Anticipatory cash flows	NA	Interest Rate	GSI	12/05/2017	04/15/2034		19,400,000	2.34% / (01S)						(1,001,710)				0	322,433		100% / 100%
Forward Start IRS— 97303—140 - CF FS LTC 54 Reentry - Fed Funds	Anticipatory cash flows	NA	Interest Rate	GSI	12/05/2017	11/15/2034		7,700,000	2.35% / (01S)						(368,958)				0	131,327		100% / 100%
Forward Start IRS— 97429—140 - CF FS LTC 54 Reentry - Fed Funds	Anticipatory cash flows	NA	Interest Rate	CSI	12/08/2017	01/15/2035		38,800,000	2.35% / (01S)						(1,831,844)				0	666,489		100% / 100%
Forward Start IRS— 97430—140 - CF FS LTC 54 Reentry - Fed Funds	Anticipatory cash flows	NA	Interest Rate	CSI	12/08/2017	01/15/2035		4,900,000	2.35% / (01S)						(231,341)				0	84,170		100% / 100%
Forward Start IRS— 97431—140 - CF FS LTC 54 Reentry - Fed Funds	Anticipatory cash flows	NA	Interest Rate	CSI	12/08/2017	02/14/2035		14,200,000	2.35% / (01S)						(668,261)				0	244,769		100% / 100%
Forward Start IRS— 97432—140 - CF FS LTC 54 Reentry - Fed Funds	Anticipatory cash flows	NA	Interest Rate	CSI	12/08/2017	02/14/2035		19,000,000	2.35% / (01S)						(894,152)				0	327,508		100% / 100%

STATEMENT AS OF MARCH 31, 2023 OF GENWORTH LIFE INSURANCE COMPANY

**SCHEDULE DB - PART A - SECTION 1**

Showing all Options, Caps, Floors, Collars, Swaps and Forwards Open as of Current Statement Date

1	2	3	4	5	6	7	8	9	10	11	12	13	14	15	16	17	18	19	20	21	22	23
Description	Description of Item(s) Hedged, Used for Income Generation or Replicated	Schedule/ Exhibit Identifier	Type(s) of Risk(s) (a)	Exchange, Counterparty or Central Clearinghouse	Trade Date	Date of Maturity or Expiration	Number of Contracts	Notional Amount	Strike Price, Rate or Index Received (Paid)	Cumulative Prior Year(s) Initial Cost of Un-discounted Premium (Received) Paid	Current Year Initial Cost of Un-discounted Premium (Received) Paid	Current Year Income	Book/ Adjusted Carrying Value	Code	Fair Value	Unrealized Valuation Increase/ (Decrease)	Total Foreign Exchange Change in B./A.C.V.	Current Year's (Amortization)/ Accretion	Adjustment to Carrying Value of Hedged Item	Potential Exposure	Credit Quality of Reference Entity	Hedge Effectiveness at Inception and at Quarter-end (b)
Forward Start IRS—97433—140 - CF FS LTC 54 Reentry - Fed Funds	Anticipatory cash flows	NA	Interest Rate	CSI	12/08/2017	03/14/2035		17,000,000	2.35% / (01S)						(798,081)				0	293,978		100% / 100%
Forward Start IRS—97434—140 - CF FS LTC 54 Reentry - Fed Funds	Anticipatory cash flows	NA	Interest Rate	CSI	12/08/2017	03/14/2035		17,000,000	2.35% / (01S)				0		(798,081)				0	293,978		100% / 100%
Forward Start IRS—98086—140 - CF FS LTC 54 Reentry - Fed Funds	Anticipatory cash flows	NA	Interest Rate	BOA	01/10/2018	01/15/2040		33,000,000	2.46% / (01S)						(1,325,087)				0	676,409		100% / 100%
Forward Start IRS—98134—140 - CF FS LTC 54 Reentry - Fed Funds	Anticipatory cash flows	NA	Interest Rate	BOA	01/11/2018	04/15/2035		16,600,000	2.46% / (01S)						(635,354)				0	288,111		100% / 100%
Forward Start IRS—98135—140 - CF FS LTC 54 Reentry - Fed Funds	Anticipatory cash flows	NA	Interest Rate	BOA	01/11/2018	04/15/2035		18,100,000	2.46% / (01S)						(692,766)				0	314,145		100% / 100%
Forward Start IRS—98136—140 - CF FS LTC 54 Reentry - Fed Funds	Anticipatory cash flows	NA	Interest Rate	BOA	01/11/2018	04/15/2035		3,800,000	2.46% / (01S)						(145,442)				0	65,953		100% / 100%
Forward Start IRS—98137—140 - CF FS LTC 54 Reentry - Fed Funds	Anticipatory cash flows	NA	Interest Rate	BOA	01/11/2018	04/15/2035		15,100,000	2.46% / (01S)						(577,943)				0	262,077		100% / 100%
Forward Start IRS—98138—140 - CF FS LTC 54 Reentry - Fed Funds	Anticipatory cash flows	NA	Interest Rate	BOA	01/11/2018	05/15/2035		16,600,000	2.46% / (01S)						(636,563)				0	289,092		100% / 100%
Forward Start IRS—98139—140 - CF FS LTC 54 Reentry - Fed Funds	Anticipatory cash flows	NA	Interest Rate	BOA	01/11/2018	06/16/2035		23,400,000	2.46% / (01S)						(894,208)				0	408,985		100% / 100%
Forward Start IRS—98140—140 - CF FS LTC 54 Reentry - Fed Funds	Anticipatory cash flows	NA	Interest Rate	BOA	01/11/2018	06/16/2035		13,100,000	2.46% / (01S)						(500,604)				0	228,961		100% / 100%
Forward Start IRS—98141—140 - CF FS LTC 54 Reentry - Fed Funds	Anticipatory cash flows	NA	Interest Rate	BOA	01/11/2018	07/15/2035		58,900,000	2.46% / (01S)						(2,254,943)				0	1,032,794		100% / 100%
Forward Start IRS—98392—140 - CF FS LTC 54 Reentry - Fed Funds	Anticipatory cash flows	NA	Interest Rate	BOA	01/23/2018	01/14/2043		29,300,000	2.48% / (01S)				0		(990,048)				0	651,974		100% / 100%
Forward Start IRS—98393—140 - CF FS LTC 54 Reentry - Fed Funds	Anticipatory cash flows	NA	Interest Rate	BOA	01/23/2018	02/15/2043		14,400,000	2.48% / (01S)						(484,038)				0	321,133		100% / 100%

E06.7

STATEMENT AS OF MARCH 31, 2023 OF GENWORTH LIFE INSURANCE COMPANY

**SCHEDULE DB - PART A - SECTION 1**

Showing all Options, Caps, Floors, Collars, Swaps and Forwards Open as of Current Statement Date

1	2	3	4	5	6	7	8	9	10	11	12	13	14	15	16	17	18	19	20	21	22	23
Description	Description of Item(s) Hedged, Used for Income Generation or Replicated	Schedule/ Exhibit Identifier	Type(s) of Risk(s) (a)	Exchange, Counterparty or Central Clearinghouse	Trade Date	Date of Maturity or Expiration	Number of Contracts	Notional Amount	Strike Price, Rate or Index Received (Paid)	Cumulative Prior Year(s) Initial Cost of Un-discounted Premium (Received) Paid	Current Year Initial Cost of Un-discounted Premium (Received) Paid	Current Year Income	Book/ Adjusted Carrying Value	Code	Fair Value	Unrealized Valuation Increase/ (Decrease)	Total Foreign Exchange Change in B./A.C.V.	Current Year's (Amortization)/ Accretion	Adjustment to Carrying Value of Hedged Item	Potential Exposure	Credit Quality of Reference Entity	Hedge Effectiveness at Inception and at Quarter-end (b)
Forward Start IRS—98394—140 - CF FS LTC 54 Reentry - Fed Funds	Anticipatory cash flows	NA	Interest Rate	BOA	01/23/2018	03/15/2043		28,500,000	2.48% / (01S)						(954,218)				0	636,799		100% / 100%
Forward Start IRS—98395—140 - CF FS LTC 54 Reentry - Fed Funds	Anticipatory cash flows	NA	Interest Rate	BOA	01/23/2018	04/15/2043		10,200,000	2.48% / (01S)						(341,892)				0	228,391		100% / 100%
Forward Start IRS—98396—140 - CF FS LTC 54 Reentry - Fed Funds	Anticipatory cash flows	NA	Interest Rate	BOA	01/23/2018	05/15/2043		10,200,000	2.48% / (01S)						(337,522)				0	228,859		100% / 100%
Forward Start IRS—98397—140 - CF FS LTC 54 Reentry - Fed Funds	Anticipatory cash flows	NA	Interest Rate	BOA	01/23/2018	05/16/2043		82,800,000	2.48% / (01S)						(2,738,720)				0	1,857,920		100% / 100%
Forward Start IRS—98398—140 - CF FS LTC 54 Reentry - Fed Funds	Anticipatory cash flows	NA	Interest Rate	BOA	01/23/2018	05/16/2043		13,500,000	2.48% / (01S)						(446,530)				0	302,922		100% / 100%
Forward Start IRS—98399—140 - CF FS LTC 54 Reentry - Fed Funds	Anticipatory cash flows	NA	Interest Rate	BOA	01/23/2018	07/15/2043		21,300,000	2.47% / (01S)						(692,432)				0	479,890		100% / 100%
Forward Start IRS—98400—140 - CF FS LTC 54 Reentry - Fed Funds	Anticipatory cash flows	NA	Interest Rate	BOA	01/23/2018	08/15/2043		25,800,000	2.47% / (01S)						(827,267)				0	582,490		100% / 100%
Forward Start IRS—98401—140 - CF FS LTC 54 Reentry - Fed Funds	Anticipatory cash flows	NA	Interest Rate	BOA	01/23/2018	08/15/2043		13,500,000	2.47% / (01S)						(432,872)				0	304,791		100% / 100%
Forward Start IRS—98411—140 - CF FS LTC 54 Reentry - Fed Funds	Anticipatory cash flows	NA	Interest Rate	CSI	01/23/2018	01/15/2039		19,600,000	2.49% / (01S)						(764,814)				0	389,610		100% / 100%
Forward Start IRS—98412—140 - CF FS LTC 54 Reentry - Fed Funds	Anticipatory cash flows	NA	Interest Rate	CSI	01/23/2018	01/15/2039		25,800,000	2.49% / (01S)						(1,006,745)				0	512,854		100% / 100%
Forward Start IRS—98413—140 - CF FS LTC 54 Reentry - Fed Funds	Anticipatory cash flows	NA	Interest Rate	CSI	01/23/2018	01/15/2039		25,200,000	2.49% / (01S)						(983,332)				0	500,927		100% / 100%
Forward Start IRS—98414—140 - CF FS LTC 54 Reentry - Fed Funds	Anticipatory cash flows	NA	Interest Rate	CSI	01/23/2018	01/16/2039		34,700,000	2.49% / (01S)				0		(1,353,957)				0	689,828		100% / 100%
Forward Start IRS—98415—140 - CF FS LTC 54 Reentry - Fed Funds	Anticipatory cash flows	NA	Interest Rate	CSI	01/23/2018	02/15/2039		24,700,000	2.49% / (01S)				0		(962,279)				0	492,305		100% / 100%

STATEMENT AS OF MARCH 31, 2023 OF GENWORTH LIFE INSURANCE COMPANY

**SCHEDULE DB - PART A - SECTION 1**

Showing all Options, Caps, Floors, Collars, Swaps and Forwards Open as of Current Statement Date

1	2	3	4	5	6	7	8	9	10	11	12	13	14	15	16	17	18	19	20	21	22	23
Description	Description of Item(s) Hedged, Used for Income Generation or Replicated	Schedule/ Exhibit Identifier	Type(s) of Risk(s) (a)	Exchange, Counterparty or Central Clearinghouse	Trade Date	Date of Maturity or Expiration	Number of Contracts	Notional Amount	Strike Price, Rate or Index Received (Paid)	Cumulative Prior Year(s) Initial Cost of Un-discounted Premium (Received) Paid	Current Year Initial Cost of Un-discounted Premium (Received) Paid	Current Year Income	Book/ Adjusted Carrying Value	Code	Fair Value	Unrealized Valuation Increase/ (Decrease)	Total Foreign Exchange Change in B./A.C.V.	Current Year's (Amortization)/ Accretion	Adjustment to Carrying Value of Hedged Item	Potential Exposure	Credit Quality of Reference Entity	Hedge Effectiveness at Inception and at Quarter-end (b)
Forward Start IRS—98416—140 - CF FS LTC 54 Reentry - Fed Funds	Anticipatory cash flows	NA	Interest Rate	CSI	01/23/2018	02/15/2039		18,600,000	2.49% / (01S)				0		(724,631)				0	370,724		100% / 100%
Forward Start IRS—99355—140 - CF FS LTC 54 Reentry - Fed Funds	Anticipatory cash flows	NA	Interest Rate	BOA	02/27/2018	02/15/2040		35,500,000	2.67% / (01S)				0		(927,540)				0	729,489		100% / 100%
Forward Start IRS—99356—140 - CF FS LTC 54 Reentry - Fed Funds	Anticipatory cash flows	NA	Interest Rate	BOA	02/27/2018	02/15/2040		35,000,000	2.67% / (01S)				0		(914,476)				0	719,214		100% / 100%
Forward Start IRS—99357—140 - CF FS LTC 54 Reentry - Fed Funds	Anticipatory cash flows	NA	Interest Rate	BOA	02/27/2018	02/15/2040		43,200,000	2.67% / (01S)				0		(1,128,724)				0	887,716		100% / 100%
Forward Start IRS—99358—140 - CF FS LTC 54 Reentry - Fed Funds	Anticipatory cash flows	NA	Interest Rate	BOA	02/27/2018	02/15/2040		30,900,000	2.67% / (01S)				0		(807,352)				0	634,963		100% / 100%
Forward Start IRS—99448—140 - CF FS LTC 54 Reentry - Fed Funds	Anticipatory cash flows	NA	Interest Rate	CSI	03/02/2018	02/16/2047		15,500,000	2.47% / (01S)				0		(223,483)				0	378,868		100% / 100%
Forward Start IRS—99449—140 - CF FS LTC 54 Reentry - Fed Funds	Anticipatory cash flows	NA	Interest Rate	CSI	03/02/2018	03/16/2047		22,500,000	2.47% / (01S)				0		(316,537)				0	550,852		100% / 100%
Forward Start IRS—99450—140 - CF FS LTC 54 Reentry - Fed Funds	Anticipatory cash flows	NA	Interest Rate	CSI	03/02/2018	05/15/2047		15,500,000	2.47% / (01S)				0		(209,909)				0	380,775		100% / 100%
Forward Start IRS—99451—140 - CF FS LTC 54 Reentry - Fed Funds	Anticipatory cash flows	NA	Interest Rate	CSI	03/02/2018	07/15/2047		21,600,000	2.47% / (01S)				0		(275,314)				0	532,461		100% / 100%
Forward Start IRS—99452—140 - CF FS LTC 54 Reentry - Fed Funds	Anticipatory cash flows	NA	Interest Rate	CSI	03/02/2018	08/14/2047		15,500,000	2.46% / (01S)				0		(195,567)				0	382,736		100% / 100%
Forward Start IRS—99453—140 - CF FS LTC 54 Reentry - Fed Funds	Anticipatory cash flows	NA	Interest Rate	CSI	03/02/2018	10/15/2047		18,500,000	2.46% / (01S)				0		(218,403)				0	458,402		100% / 100%
Forward Start IRS—99454—140 - CF FS LTC 54 Reentry - Fed Funds	Anticipatory cash flows	NA	Interest Rate	CSI	03/02/2018	11/16/2047		15,500,000	2.46% / (01S)				0		(180,489)				0	384,751		100% / 100%
Forward Start IRS—99455—140 - CF FS LTC 54 Reentry - Fed Funds	Anticipatory cash flows	NA	Interest Rate	CSI	03/02/2018	02/15/2048		15,500,000	2.46% / (01S)				0		(162,370)				0	386,692		100% / 100%

E06.9

STATEMENT AS OF MARCH 31, 2023 OF GENWORTH LIFE INSURANCE COMPANY

**SCHEDULE DB - PART A - SECTION 1**

Showing all Options, Caps, Floors, Collars, Swaps and Forwards Open as of Current Statement Date

1	2	3	4	5	6	7	8	9	10	11	12	13	14	15	16	17	18	19	20	21	22	23
Description	Description of Item(s) Hedged, Used for Income Generation or Replicated	Schedule/ Exhibit Identifier	Type(s) of Risk(s) (a)	Exchange, Counterparty or Central Clearinghouse	Trade Date	Date of Maturity or Expiration	Number of Contracts	Notional Amount	Strike Price, Rate or Index Received (Paid)	Cumulative Prior Year(s) Initial Cost of Un-discounted Premium (Received) Paid	Current Year Initial Cost of Un-discounted Premium (Received) Paid	Current Year Income	Book/ Adjusted Carrying Value	Code	Fair Value	Unrealized Valuation Increase/ (Decrease)	Total Foreign Exchange Change in B./A.C.V.	Current Year's (Amortization)/ Accretion	Adjustment to Carrying Value of Hedged Item	Potential Exposure	Credit Quality of Reference Entity	Hedge Effectiveness at Inception and at Quarter-end (b)
Forward Start IRS—99969—140 - CF FS LTC 54 Reentry - Fed Funds	Anticipatory cash flows	NA	Interest Rate	BOA	03/22/2018	06/15/2039		28,300,000	2.55% / (01S)						(979,925)				0	569,864		100% / 100%
Forward Start IRS—99970—140 - CF FS LTC 54 Reentry - Fed Funds	Anticipatory cash flows	NA	Interest Rate	BOA	03/22/2018	06/15/2039		23,300,000	2.55% / (01S)						(806,794)				0	469,181		100% / 100%
Forward Start IRS—99971—140 - CF FS LTC 54 Reentry - Fed Funds	Anticipatory cash flows	NA	Interest Rate	BOA	03/22/2018	06/15/2039		27,300,000	2.55% / (01S)						(945,299)				0	549,727		100% / 100%
Forward Start IRS—100095—140 - CF FS LTC 54 Reentry - Fed Funds	Anticipatory cash flows	NA	Interest Rate	BOA	03/27/2018	02/15/2049		14,600,000	2.33% / (01S)				0		(183,851)				0	371,502		100% / 100%
Forward Start IRS—100096—140 - CF FS LTC 54 Reentry - Fed Funds	Anticipatory cash flows	NA	Interest Rate	BOA	03/27/2018	03/15/2049		22,600,000	2.33% / (01S)						(277,689)				0	575,916		100% / 100%
Forward Start IRS—100097—140 - CF FS LTC 54 Reentry - Fed Funds	Anticipatory cash flows	NA	Interest Rate	BOA	03/27/2018	05/16/2049		14,600,000	2.33% / (01S)						(172,636)				0	373,266		100% / 100%
Forward Start IRS—100098—140 - CF FS LTC 54 Reentry - Fed Funds	Anticipatory cash flows	NA	Interest Rate	BOA	03/27/2018	07/15/2049		21,200,000	2.32% / (01S)						(241,396)				0	543,704		100% / 100%
Forward Start IRS—100099—140 - CF FS LTC 54 Reentry - Fed Funds	Anticipatory cash flows	NA	Interest Rate	BOA	03/27/2018	08/15/2049		14,700,000	2.32% / (01S)						(162,213)				0	377,611		100% / 100%
Forward Start IRS—100342—140 - CF FS LTC 54 Reentry - Fed Funds	Anticipatory cash flows	NA	Interest Rate	CSI	04/05/2018	02/15/2050		13,700,000	2.29% / (01S)						(145,839)				0	355,268		100% / 100%
Forward Start IRS—100343—140 - CF FS LTC 54 Reentry - Fed Funds	Anticipatory cash flows	NA	Interest Rate	CSI	04/05/2018	03/15/2050		16,800,000	2.29% / (01S)						(173,024)				0	436,277		100% / 100%
Forward Start IRS—100344—140 - CF FS LTC 54 Reentry - Fed Funds	Anticipatory cash flows	NA	Interest Rate	CSI	04/05/2018	05/15/2050		12,700,000	2.29% / (01S)						(122,067)				0	330,825		100% / 100%
Forward Start IRS—100345—140 - CF FS LTC 54 Reentry - Fed Funds	Anticipatory cash flows	NA	Interest Rate	CSI	04/05/2018	07/16/2050		17,700,000	2.28% / (01S)				0		(159,958)				0	462,512		100% / 100%
Forward Start IRS—100346—140 - CF FS LTC 54 Reentry - Fed Funds	Anticipatory cash flows	NA	Interest Rate	CSI	04/05/2018	08/15/2050		12,700,000	2.28% / (01S)						(112,040)				0	332,358		100% / 100%

E06.10

STATEMENT AS OF MARCH 31, 2023 OF GENWORTH LIFE INSURANCE COMPANY

**SCHEDULE DB - PART A - SECTION 1**

Showing all Options, Caps, Floors, Collars, Swaps and Forwards Open as of Current Statement Date

1	2	3	4	5	6	7	8	9	10	11	12	13	14	15	16	17	18	19	20	21	22	23
Description	Description of Item(s) Hedged, Used for Income Generation or Replicated	Schedule/ Exhibit Identifier	Type(s) of Risk(s) (a)	Exchange, Counterparty or Central Clearinghouse	Trade Date	Date of Maturity or Expiration	Number of Contracts	Notional Amount	Strike Price, Rate or Index Received (Paid)	Cumulative Prior Year(s) Initial Cost of Un-discounted Premium (Received) Paid	Current Year Initial Cost of Un-discounted Premium (Received) Paid	Current Year Income	Book/ Adjusted Carrying Value	Code	Fair Value	Unrealized Valuation Increase/ (Decrease)	Total Foreign Exchange Change in B./A.C.V.	Current Year's (Amortization)/ Accretion	Adjustment to Carrying Value of Hedged Item	Potential Exposure	Credit Quality of Reference Entity	Hedge Effectiveness at Inception and at Quarter-end (b)
Forward Start IRS--100347--140 - CF FS LTC 54 Reentry - Fed Funds	Anticipatory cash flows	NA	Interest Rate	CSI	04/05/2018	10/15/2050		18,600,000	2.28% / (01S)				0		(151,359)				0	488,242		100% / 100%
Forward Start IRS--100348--140 - CF FS LTC 54 Reentry - Fed Funds	Anticipatory cash flows	NA	Interest Rate	CSI	04/05/2018	11/15/2050		12,800,000	2.28% / (01S)						(99,689)				0	336,512		100% / 100%
Forward Start IRS--101423--140 - CF FS LTC 54 Reentry - Fed Funds	Anticipatory cash flows	NA	Interest Rate	BOA	05/11/2018	02/15/2044		13,900,000	2.54% / (01S)						(352,564)				0	317,678		100% / 100%
Forward Start IRS--101424--140 - CF FS LTC 54 Reentry - Fed Funds	Anticipatory cash flows	NA	Interest Rate	BOA	05/11/2018	03/15/2044		28,300,000	2.54% / (01S)						(708,478)				0	648,011		100% / 100%
Forward Start IRS--101425--140 - CF FS LTC 54 Reentry - Fed Funds	Anticipatory cash flows	NA	Interest Rate	BOA	05/11/2018	05/15/2044		8,700,000	2.54% / (01S)						(210,539)				0	200,004		100% / 100%
Forward Start IRS--101426--140 - CF FS LTC 54 Reentry - Fed Funds	Anticipatory cash flows	NA	Interest Rate	BOA	05/11/2018	06/15/2044		22,100,000	2.54% / (01S)				0		(525,332)				0	509,076		100% / 100%
Forward Start IRS--101492--140 - CF FS LTC 54 Reentry - Fed Funds	Anticipatory cash flows	NA	Interest Rate	CSI	05/14/2018	11/15/2043		34,200,000	2.56% / (01S)						(870,763)				0	776,895		100% / 100%
Forward Start IRS--101493--140 - CF FS LTC 54 Reentry - Fed Funds	Anticipatory cash flows	NA	Interest Rate	CSI	05/14/2018	11/15/2043		13,000,000	2.56% / (01S)				0		(330,992)				0	295,311		100% / 100%
Forward Start IRS--101494--140 - CF FS LTC 54 Reentry - Fed Funds	Anticipatory cash flows	NA	Interest Rate	CSI	05/14/2018	12/15/2043		60,000,000	2.56% / (01S)				0		(1,503,308)				0	1,365,685		100% / 100%
Forward Start IRS--102435--140 - CF FS LTC 54 Reentry - Fed Funds	Anticipatory cash flows	NA	Interest Rate	BOA	06/15/2018	05/15/2046		24,200,000	2.41% / (01S)				0		(517,242)				0	582,056		100% / 100%
Forward Start IRS--102436--140 - CF FS LTC 54 Reentry - Fed Funds	Anticipatory cash flows	NA	Interest Rate	BOA	06/15/2018	07/15/2046		22,400,000	2.41% / (01S)				0		(466,008)				0	540,704		100% / 100%
Forward Start IRS--102437--140 - CF FS LTC 54 Reentry - Fed Funds	Anticipatory cash flows	NA	Interest Rate	BOA	06/15/2018	07/15/2046		19,400,000	2.41% / (01S)				0		(403,596)				0	468,289		100% / 100%
Forward Start IRS--102438--140 - CF FS LTC 54 Reentry - Fed Funds	Anticipatory cash flows	NA	Interest Rate	BOA	06/15/2018	10/15/2046		18,500,000	2.4% / (01S)				0		(366,394)				0	448,972		100% / 100%
Forward Start IRS--102439--140 - CF FS LTC 54 Reentry - Fed Funds	Anticipatory cash flows	NA	Interest Rate	BOA	06/15/2018	11/14/2046		18,500,000	2.4% / (01S)				0		(358,705)				0	449,755		100% / 100%

STATEMENT AS OF MARCH 31, 2023 OF GENWORTH LIFE INSURANCE COMPANY

**SCHEDULE DB - PART A - SECTION 1**

Showing all Options, Caps, Floors, Collars, Swaps and Forwards Open as of Current Statement Date

1	2	3	4	5	6	7	8	9	10	11	12	13	14	15	16	17	18	19	20	21	22	23
Description	Description of Item(s) Hedged, Used for Income Generation or Replicated	Schedule/ Exhibit Identifier	Type(s) of Risk(s) (a)	Exchange, Counterparty or Central Clearinghouse	Trade Date	Date of Maturity or Expiration	Number of Contracts	Notional Amount	Strike Price, Rate or Index Received (Paid)	Cumulative Prior Year(s) Initial Cost of Un-discounted Premium (Received) Paid	Current Year Initial Cost of Un-discounted Premium (Received) Paid	Current Year Income	Book/ Adjusted Carrying Value	Code	Fair Value	Unrealized Valuation Increase/ (Decrease)	Total Foreign Exchange Change in B./A.C.V.	Current Year's (Amortization)/ Accretion	Adjustment to Carrying Value of Hedged Item	Potential Exposure	Credit Quality of Reference Entity	Hedge Effectiveness at Inception and at Quarter-end (b)
Forward Start IRS--102888--140 - CF FS LTC 54 Reentry - Fed Funds	Anticipatory cash flows	NA	Interest Rate	GSI	07/02/2018	03/15/2048		21,700,000	2.32% / (01S)				0		(376,029)				0	542,232		100% / 100%
Forward Start IRS--102889--140 - CF FS LTC 54 Reentry - Fed Funds	Anticipatory cash flows	NA	Interest Rate	GSI	07/02/2018	05/14/2048		15,500,000	2.32% / (01S)				0		(257,116)				0	388,581		100% / 100%
Forward Start IRS--102890--140 - CF FS LTC 54 Reentry - Fed Funds	Anticipatory cash flows	NA	Interest Rate	GSI	07/02/2018	07/15/2048		22,600,000	2.31% / (01S)				0		(364,092)				0	568,488		100% / 100%
Forward Start IRS--102891--140 - CF FS LTC 54 Reentry - Fed Funds	Anticipatory cash flows	NA	Interest Rate	GSI	07/02/2018	08/16/2048		14,700,000	2.31% / (01S)				0		(231,298)				0	370,408		100% / 100%
Forward Start IRS--102892--140 - CF FS LTC 54 Reentry - Fed Funds	Anticipatory cash flows	NA	Interest Rate	GSI	07/02/2018	10/15/2048		23,500,000	2.31% / (01S)				0		(356,037)				0	594,063		100% / 100%
Forward Start IRS--102893--140 - CF FS LTC 54 Reentry - Fed Funds	Anticipatory cash flows	NA	Interest Rate	GSI	07/02/2018	11/15/2048		14,700,000	2.31% / (01S)				0		(217,303)				0	372,222		100% / 100%
Forward Start IRS--103435--140 - CF FS LTC 54 Reentry - Fed Funds	Anticipatory cash flows	NA	Interest Rate	CSI	07/27/2018	01/15/2042		24,200,000	2.58% / (01S)				0		(717,377)				0	524,758		100% / 100%
Forward Start IRS--103436--140 - CF FS LTC 54 Reentry - Fed Funds	Anticipatory cash flows	NA	Interest Rate	CSI	07/27/2018	02/13/2042		37,500,000	2.58% / (01S)				0		(1,106,427)				0	814,874		100% / 100%
Forward Start IRS--103437--140 - CF FS LTC 54 Reentry - Fed Funds	Anticipatory cash flows	NA	Interest Rate	CSI	07/27/2018	02/13/2042		19,900,000	2.58% / (01S)				0		(587,144)				0	432,426		100% / 100%
Forward Start IRS--103438--140 - CF FS LTC 54 Reentry - Fed Funds	Anticipatory cash flows	NA	Interest Rate	CSI	07/27/2018	02/16/2042		14,900,000	2.58% / (01S)				0		(439,413)				0	323,847		100% / 100%
Forward Start IRS--109548--140 - CF FS LTC 54 Reentry - Fed Funds	Anticipatory cash flows	NA	Interest Rate	BOA	04/22/2019	03/15/2038		65,000,000	2.69% / (01S)				0		(1,649,535)				0	1,257,339		100% / 100%
Forward Start IRS--109550--140 - CF FS LTC 54 Reentry - Fed Funds	Anticipatory cash flows	NA	Interest Rate	BOA	04/22/2019	11/15/2038		27,000,000	2.7% / (01S)				0		(664,179)				0	533,862		100% / 100%
Forward Start IRS--109549--140 - CF FS LTC 54 Reentry - Fed Funds	Anticipatory cash flows	NA	Interest Rate	BOA	04/22/2019	10/15/2038		16,000,000	2.7% / (01S)				0		(399,605)				0	315,503		100% / 100%
Forward Start IRS--110060--140 - CF FS LTC 54 Reentry - Fed Funds	Anticipatory cash flows	NA	Interest Rate	BOA	05/14/2019	02/15/2039		54,000,000	2.5% / (01S)				0		(2,066,689)				0	1,076,295		100% / 100%

STATEMENT AS OF MARCH 31, 2023 OF GENWORTH LIFE INSURANCE COMPANY

**SCHEDULE DB - PART A - SECTION 1**

Showing all Options, Caps, Floors, Collars, Swaps and Forwards Open as of Current Statement Date

1	2	3	4	5	6	7	8	9	10	11	12	13	14	15	16	17	18	19	20	21	22	23
Description	Description of Item(s) Hedged, Used for Income Generation or Replicated	Schedule/ Exhibit Identifier	Type(s) of Risk(s) (a)	Exchange, Counterparty or Central Clearinghouse	Trade Date	Date of Maturity or Expiration	Number of Contracts	Notional Amount	Strike Price, Rate or Index Received (Paid)	Cumulative Prior Year(s) Initial Cost of Un-discounted Premium (Received) Paid	Current Year Initial Cost of Un-discounted Premium (Received) Paid	Current Year Income	Book/ Adjusted Carrying Value	Code	Fair Value	Unrealized Valuation Increase/ (Decrease)	Total Foreign Exchange Change in B./A.C.V.	Current Year's (Amortization)/ Accretion	Adjustment to Carrying Value of Hedged Item	Potential Exposure	Credit Quality of Reference Entity	Hedge Effectiveness at Inception and at Quarter-end (b)
Forward Start IRS--110063--140 - CF FS LTC 54 Reentry - Fed Funds	Anticipatory cash flows	NA	Interest Rate	BOA	05/14/2019	08/15/2039		46,000,000	2.5% / (01S)				0		(1,742,507)				0	931,040		100% / 100%
Forward Start IRS--110061--140 - CF FS LTC 54 Reentry - Fed Funds	Anticipatory cash flows	NA	Interest Rate	BOA	05/14/2019	04/16/2039		31,000,000	2.5% / (01S)				0		(1,183,227)				0	621,061		100% / 100%
Forward Start IRS--110062--140 - CF FS LTC 54 Reentry - Fed Funds	Anticipatory cash flows	NA	Interest Rate	BOA	05/14/2019	05/15/2039		50,000,000	2.5% / (01S)				0		(1,905,259)				0	1,004,186		100% / 100%
Forward Start IRS--110064--140 - CF FS LTC 54 Reentry - Fed Funds	Anticipatory cash flows	NA	Interest Rate	BOA	05/14/2019	11/15/2039		50,000,000	2.5% / (01S)				0		(1,881,819)				0	1,019,754		100% / 100%
Forward Start IRS--111375--140 - CF FS LTC 54 Reentry - Fed Funds	Anticipatory cash flows	NA	Interest Rate	DBAG	07/11/2019	08/14/2053		25,000,000	2.03% / (01S)				0		(236,533)				0	689,140		100% / 100%
Forward Start IRS--111369--140 - CF FS LTC 54 Reentry - Fed Funds	Anticipatory cash flows	NA	Interest Rate	DBAG	07/11/2019	08/15/2052		25,000,000	2.04% / (01S)				0		(298,442)				0	677,741		100% / 100%
Forward Start IRS--111371--140 - CF FS LTC 54 Reentry - Fed Funds	Anticipatory cash flows	NA	Interest Rate	DBAG	07/11/2019	02/16/2053		25,000,000	2.03% / (01S)				0		(252,164)				0	683,558		100% / 100%
Forward Start IRS--111374--140 - CF FS LTC 54 Reentry - Fed Funds	Anticipatory cash flows	NA	Interest Rate	DBAG	07/11/2019	07/15/2053		25,000,000	2.03% / (01S)				0		(238,980)				0	688,208		100% / 100%
Forward Start IRS--111443--140 - CF FS LTC 54 Reentry - Fed Funds	Anticipatory cash flows	NA	Interest Rate	BOA	07/12/2019	05/15/2042		10,000,000	2.3% / (01S)				0		(465,664)				0	218,729		100% / 100%
Forward Start IRS--111377--140 - CF FS LTC 54 Reentry - Fed Funds	Anticipatory cash flows	NA	Interest Rate	DBAG	07/11/2019	11/16/2053		25,000,000	2.02% / (01S)				0		(234,144)				0	692,054		100% / 100%
Forward Start IRS--111446--140 - CF FS LTC 54 Reentry - Fed Funds	Anticipatory cash flows	NA	Interest Rate	BOA	07/12/2019	10/15/2042		8,000,000	2.29% / (01S)				0		(369,144)				0	176,889		100% / 100%
Forward Start IRS--111447--140 - CF FS LTC 54 Reentry - Fed Funds	Anticipatory cash flows	NA	Interest Rate	BOA	07/12/2019	11/15/2042		10,500,000	2.29% / (01S)				0		(482,269)				0	232,671		100% / 100%
Forward Start IRS--111368--140 - CF FS LTC 54 Reentry - Fed Funds	Anticipatory cash flows	NA	Interest Rate	DBAG	07/11/2019	05/15/2052		25,000,000	2.04% / (01S)				0		(321,598)				0	674,829		100% / 100%
Forward Start IRS--111376--140 - CF FS LTC 54 Reentry - Fed Funds	Anticipatory cash flows	NA	Interest Rate	DBAG	07/11/2019	10/15/2053		26,000,000	2.02% / (01S)				0		(246,326)				0	718,706		100% / 100%



STATEMENT AS OF MARCH 31, 2023 OF GENWORTH LIFE INSURANCE COMPANY

**SCHEDULE DB - PART A - SECTION 1**

Showing all Options, Caps, Floors, Collars, Swaps and Forwards Open as of Current Statement Date

1	2	3	4	5	6	7	8	9	10	11	12	13	14	15	16	17	18	19	20	21	22	23
Description	Description of Item(s) Hedged, Used for Income Generation or Replicated	Schedule/ Exhibit Identifier	Type(s) of Risk(s) (a)	Exchange, Counterparty or Central Clearinghouse	Trade Date	Date of Maturity or Expiration	Number of Contracts	Notional Amount	Strike Price, Rate or Index Received (Paid)	Cumulative Prior Year(s) Initial Cost of Un-discounted Premium (Received) Paid	Current Year Initial Cost of Un-discounted Premium (Received) Paid	Current Year Income	Book/ Adjusted Carrying Value	Code	Fair Value	Unrealized Valuation Increase/ (Decrease)	Total Foreign Exchange Change in B./A.C.V.	Current Year's (Amortization)/ Accretion	Adjustment to Carrying Value of Hedged Item	Potential Exposure	Credit Quality of Reference Entity	Hedge Effectiveness at Inception and at Quarter-end (b)
Forward Start IRS--111445--140 - CF FS LTC 54 Reentry - Fed Funds	Anticipatory cash flows	NA	Interest Rate	BOA	07/12/2019	09/15/2042		14,000,000	2.29% / (01S)						(644,456)				0	308,905		100% / 100%
Forward Start IRS--111441--140 - CF FS LTC 54 Reentry - Fed Funds	Anticipatory cash flows	NA	Interest Rate	BOA	07/12/2019	04/15/2042		32,000,000	2.3% / (01S)						(1,486,504)				0	698,429		100% / 100%
Forward Start IRS--111372--140 - CF FS LTC 54 Reentry - Fed Funds	Anticipatory cash flows	NA	Interest Rate	DBAG	07/11/2019	03/16/2053		24,000,000	2.03% / (01S)						(237,580)				0	657,057		100% / 100%
Forward Start IRS--111373--140 - CF FS LTC 54 Reentry - Fed Funds	Anticipatory cash flows	NA	Interest Rate	DBAG	07/11/2019	05/15/2053		25,000,000	2.03% / (01S)						(241,231)				0	686,308		100% / 100%
Forward Start IRS--111448--140 - CF FS LTC 54 Reentry - Fed Funds	Anticipatory cash flows	NA	Interest Rate	BOA	07/12/2019	11/15/2042		16,000,000	2.29% / (01S)						(734,885)				0	354,546		100% / 100%
Forward Start IRS--111444--140 - CF FS LTC 54 Reentry - Fed Funds	Anticipatory cash flows	NA	Interest Rate	BOA	07/12/2019	08/16/2042		16,000,000	2.29% / (01S)						(740,010)				0	352,289		100% / 100%
Forward Start IRS--111848--140 - CF FS LTC 54 Reentry - Fed Funds	Anticipatory cash flows	NA	Interest Rate	NATWEST	07/31/2019	11/16/2036		65,000,000	2.15% / (01S)						(4,087,981)				0	1,200,350		100% / 100%
Forward Start IRS--111370--140 - CF FS LTC 54 Reentry - Fed Funds	Anticipatory cash flows	NA	Interest Rate	DBAG	07/11/2019	11/14/2052		25,000,000	2.04% / (01S)						(275,514)				0	680,608		100% / 100%
Forward Start IRS--111442--140 - CF FS LTC 54 Reentry - Fed Funds	Anticipatory cash flows	NA	Interest Rate	BOA	07/12/2019	05/14/2042		16,000,000	2.3% / (01S)						(745,170)				0	349,942		100% / 100%
Forward Start IRS--111901--140 - CF FS LTC 54 Reentry - Fed Funds	Anticipatory cash flows	NA	Interest Rate	BOA	08/01/2019	09/15/2044		21,000,000	2.03% / (01S)						(1,083,438)				0	486,601		100% / 100%
Forward Start IRS--111907--140 - CF FS LTC 54 Reentry - Fed Funds	Anticipatory cash flows	NA	Interest Rate	BOA	08/01/2019	12/14/2045		9,000,000	2.01% / (01S)						(409,011)				0	214,510		100% / 100%
Forward Start IRS--111911--140 - CF FS LTC 54 Reentry - Fed Funds	Anticipatory cash flows	NA	Interest Rate	DBAG	08/01/2019	05/15/2041		48,000,000	2.09% / (01S)						(2,993,781)				0	1,022,101		100% / 100%
Forward Start IRS--112192--140 - CF FS LTC 54 Reentry - Fed Funds	Anticipatory cash flows	NA	Interest Rate	NATWEST	08/13/2019	03/15/2041		35,000,000	1.68% / (01S)						(3,105,806)				0	741,840		100% / 100%
Forward Start IRS--112193--140 - CF FS LTC 54 Reentry - Fed Funds	Anticipatory cash flows	NA	Interest Rate	NATWEST	08/13/2019	04/15/2041		30,500,000	1.68% / (01S)						(2,697,970)				0	647,987		100% / 100%

STATEMENT AS OF MARCH 31, 2023 OF GENWORTH LIFE INSURANCE COMPANY

**SCHEDULE DB - PART A - SECTION 1**

Showing all Options, Caps, Floors, Collars, Swaps and Forwards Open as of Current Statement Date

1	2	3	4	5	6	7	8	9	10	11	12	13	14	15	16	17	18	19	20	21	22	23
Description	Description of Item(s) Hedged, Used for Income Generation or Replicated	Schedule/ Exhibit Identifier	Type(s) of Risk(s) (a)	Exchange, Counterparty or Central Clearinghouse	Trade Date	Date of Maturity or Expiration	Number of Contracts	Notional Amount	Strike Price, Rate or Index Received (Paid)	Cumulative Prior Year(s) Initial Cost of Un-discounted Premium (Received) Paid	Current Year Initial Cost of Un-discounted Premium (Received) Paid	Current Year Income	Book/ Adjusted Carrying Value	Code	Fair Value	Unrealized Valuation Increase/ (Decrease)	Total Foreign Exchange Change in B./A.C.V.	Current Year's (Amortization)/ Accretion	Adjustment to Carrying Value of Hedged Item	Potential Exposure	Credit Quality of Reference Entity	Hedge Effectiveness at Inception and at Quarter-end (b)
Forward Start IRS--111904--140 - CF FS LTC 54 Reentry - Fed Funds	Anticipatory cash flows	NA	Interest Rate	BOA	08/01/2019	08/15/2045		13,000,000	2.02% / (01S)						(612,418)				0	307,580		100% / 100%
Forward Start IRS--111905--140 - CF FS LTC 54 Reentry - Fed Funds	Anticipatory cash flows	NA	Interest Rate	BOA	08/01/2019	10/15/2045		9,000,000	2.01% / (01S)				0		(417,624)				0	213,733		100% / 100%
Forward Start IRS--111903--140 - CF FS LTC 54 Reentry - Fed Funds	Anticipatory cash flows	NA	Interest Rate	BOA	08/01/2019	05/15/2045		25,000,000	2.02% / (01S)				0		(1,207,797)				0	588,161		100% / 100%
Forward Start IRS--111908--140 - CF FS LTC 54 Reentry - Fed Funds	Anticipatory cash flows	NA	Interest Rate	BOA	08/01/2019	10/14/2049		21,000,000	1.95% / (01S)				0		(597,300)				0	541,121		100% / 100%
Forward Start IRS--111909--140 - CF FS LTC 54 Reentry - Fed Funds	Anticipatory cash flows	NA	Interest Rate	BOA	08/01/2019	02/14/2052		25,000,000	1.9% / (01S)				0		(507,013)				0	671,936		100% / 100%
Forward Start IRS--111915--140 - CF FS LTC 54 Reentry - Fed Funds	Anticipatory cash flows	NA	Interest Rate	DBAG	08/01/2019	12/15/2041		3,200,000	2.08% / (01S)				0		(195,257)				0	69,233		100% / 100%
Forward Start IRS--112187--140 - CF FS LTC 54 Reentry - Fed Funds	Anticipatory cash flows	NA	Interest Rate	NATWEST	08/13/2019	12/15/2040		31,000,000	1.68% / (01S)				0		(2,773,173)				0	652,535		100% / 100%
Forward Start IRS--111914--140 - CF FS LTC 54 Reentry - Fed Funds	Anticipatory cash flows	NA	Interest Rate	DBAG	08/01/2019	11/14/2041		17,000,000	2.08% / (01S)				0		(1,041,248)				0	366,963		100% / 100%
Forward Start IRS--112190--140 - CF FS LTC 54 Reentry - Fed Funds	Anticipatory cash flows	NA	Interest Rate	NATWEST	08/13/2019	03/14/2041		21,000,000	1.68% / (01S)				0		(1,863,654)				0	445,070		100% / 100%
Forward Start IRS--112191--140 - CF FS LTC 54 Reentry - Fed Funds	Anticipatory cash flows	NA	Interest Rate	NATWEST	08/13/2019	03/15/2041		36,000,000	1.68% / (01S)				0		(3,194,543)				0	763,036		100% / 100%
Forward Start IRS--111902--140 - CF FS LTC 54 Reentry - Fed Funds	Anticipatory cash flows	NA	Interest Rate	BOA	08/01/2019	02/15/2045		14,000,000	2.02% / (01S)				0		(696,061)				0	327,551		100% / 100%
Forward Start IRS--112188--140 - CF FS LTC 54 Reentry - Fed Funds	Anticipatory cash flows	NA	Interest Rate	NATWEST	08/13/2019	12/16/2040		28,000,000	1.68% / (01S)				0		(2,504,570)				0	589,432		100% / 100%
Forward Start IRS--112189--140 - CF FS LTC 54 Reentry - Fed Funds	Anticipatory cash flows	NA	Interest Rate	NATWEST	08/13/2019	02/14/2041		13,000,000	1.68% / (01S)				0		(1,156,424)				0	274,931		100% / 100%
Forward Start IRS--111910--140 - CF FS LTC 54 Reentry - Fed Funds	Anticipatory cash flows	NA	Interest Rate	DBAG	08/01/2019	04/15/2041		11,000,000	2.09% / (01S)				0		(685,081)				0	233,700		100% / 100%

STATEMENT AS OF MARCH 31, 2023 OF GENWORTH LIFE INSURANCE COMPANY

**SCHEDULE DB - PART A - SECTION 1**

Showing all Options, Caps, Floors, Collars, Swaps and Forwards Open as of Current Statement Date

1	2	3	4	5	6	7	8	9	10	11	12	13	14	15	16	17	18	19	20	21	22	23
Description	Description of Item(s) Hedged, Used for Income Generation or Replicated	Schedule/ Exhibit Identifier	Type(s) of Risk(s) (a)	Exchange, Counterparty or Central Clearinghouse	Trade Date	Date of Maturity or Expiration	Number of Contracts	Notional Amount	Strike Price, Rate or Index Received (Paid)	Cumulative Prior Year(s) Initial Cost of Un-discounted Premium (Received) Paid	Current Year Initial Cost of Un-discounted Premium (Received) Paid	Current Year Income	Book/ Adjusted Carrying Value	Code	Fair Value	Unrealized Valuation Increase/ (Decrease)	Total Foreign Exchange Change in B./A.C.V.	Current Year's (Amortization)/ Accretion	Adjustment to Carrying Value of Hedged Item	Potential Exposure	Credit Quality of Reference Entity	Hedge Effectiveness at Inception and at Quarter-end (b)
Forward Start IRS-- 111912--140 - CF FS LTC 54 Reentry - Fed Funds	Anticipatory cash flows	NA	Interest Rate	DBAG	08/01/2019	05/15/2041		11,000,000	2.09% / (01S)				0		(686,075)				0	234,231		100% / 100%
Forward Start IRS-- 111913--140 - CF FS LTC 54 Reentry - Fed Funds	Anticipatory cash flows	NA	Interest Rate	DBAG	08/01/2019	10/15/2041		10,500,000	2.08% / (01S)						(645,621)				0	226,154		100% / 100%
Forward Start IRS-- 111900--140 - CF FS LTC 54 Reentry - Fed Funds	Anticipatory cash flows	NA	Interest Rate	BOA	08/01/2019	10/14/2043		58,000,000	2.04% / (01S)						(3,274,374)				0	1,314,741		100% / 100%
Forward Start IRS-- 111906--140 - CF FS LTC 54 Reentry - Fed Funds	Anticipatory cash flows	NA	Interest Rate	BOA	08/01/2019	11/15/2045		17,000,000	2.01% / (01S)						(780,338)				0	404,477		100% / 100%
Forward Start IRS-- 116420--140 - CF FS LTC 54 Reentry - Fed Funds	Anticipatory cash flows	NA	Interest Rate	BOA	01/10/2020	05/15/2045		12,000,000	1.9% / (01S)						(658,432)				0	282,317		100% / 100%
Forward Start IRS-- 116762--140 - CF FS LTC 54 Reentry - Fed Funds	Anticipatory cash flows	NA	Interest Rate	CSI	01/28/2020	01/15/2041		27,000,000	1.73% / (01S)						(2,330,157)				0	569,697		100% / 100%
Forward Start IRS-- 116920--140 - CF FS LTC 54 Reentry - Fed Funds	Anticipatory cash flows	NA	Interest Rate	BOA	01/31/2020	10/15/2052		26,000,000	1.47% / (01S)						(958,031)				0	706,851		100% / 100%
Forward Start IRS-- 116921--140 - CF FS LTC 54 Reentry - Fed Funds	Anticipatory cash flows	NA	Interest Rate	BOA	01/31/2020	07/15/2054		10,000,000	1.41% / (01S)						(349,019)				0	279,787		100% / 100%
Forward Start IRS-- 116925--140 - CF FS LTC 54 Reentry - Fed Funds	Anticipatory cash flows	NA	Interest Rate	BOA	01/31/2020	03/15/2056		23,000,000	1.36% / (01S)						(783,660)				0	660,433		100% / 100%
Forward Start IRS-- 116926--140 - CF FS LTC 54 Reentry - Fed Funds	Anticipatory cash flows	NA	Interest Rate	BOA	01/31/2020	10/15/2056		22,000,000	1.35% / (01S)						(736,161)				0	637,309		100% / 100%
Forward Start IRS-- 116928--140 - CF FS LTC 54 Reentry - Fed Funds	Anticipatory cash flows	NA	Interest Rate	BOA	01/31/2020	05/15/2057		38,000,000	1.33% / (01S)						(1,264,733)				0	1,110,289		100% / 100%
Forward Start IRS-- 116929--140 - CF FS LTC 54 Reentry - Fed Funds	Anticipatory cash flows	NA	Interest Rate	BOA	01/31/2020	08/15/2057		37,000,000	1.33% / (01S)						(1,215,628)				0	1,085,053		100% / 100%
Forward Start IRS-- 117019--140 - CF FS LTC 54 Reentry - Fed Funds	Anticipatory cash flows	NA	Interest Rate	BOA	02/04/2020	03/15/2039		19,000,000	1.7% / (01S)						(1,767,509)				0	379,609		100% / 100%
Forward Start IRS-- 117020--140 - CF FS LTC 54 Reentry - Fed Funds	Anticipatory cash flows	NA	Interest Rate	BOA	02/04/2020	04/15/2039		20,000,000	1.7% / (01S)						(1,856,008)				0	400,650		100% / 100%

STATEMENT AS OF MARCH 31, 2023 OF GENWORTH LIFE INSURANCE COMPANY

**SCHEDULE DB - PART A - SECTION 1**

Showing all Options, Caps, Floors, Collars, Swaps and Forwards Open as of Current Statement Date

1	2	3	4	5	6	7	8	9	10	11	12	13	14	15	16	17	18	19	20	21	22	23
Description	Description of Item(s) Hedged, Used for Income Generation or Replicated	Schedule/ Exhibit Identifier	Type(s) of Risk(s) (a)	Exchange, Counterparty or Central Clearinghouse	Trade Date	Date of Maturity or Expiration	Number of Contracts	Notional Amount	Strike Price, Rate or Index Received (Paid)	Cumulative Prior Year(s) Initial Cost of Un-discounted Premium (Received) Paid	Current Year Initial Cost of Un-discounted Premium (Received) Paid	Current Year Income	Book/ Adjusted Carrying Value	Code	Fair Value	Unrealized Valuation Increase/ (Decrease)	Total Foreign Exchange Change in B./A.C.V.	Current Year's (Amortization)/ Accretion	Adjustment to Carrying Value of Hedged Item	Potential Exposure	Credit Quality of Reference Entity	Hedge Effectiveness at Inception and at Quarter-end (b)
Forward Start IRS--117233--140 - CF FS LTC 54 Reentry - Fed Funds	Anticipatory cash flows	NA	Interest Rate	GSI	02/11/2020	08/15/2040		6,000,000	1.71% / (01S)						(531,042)				0	125,101		100% / 100%
Forward Start IRS--117234--140 - CF FS LTC 54 Reentry - Fed Funds	Anticipatory cash flows	NA	Interest Rate	GSI	02/11/2020	09/15/2040		27,000,000	1.71% / (01S)						(2,382,582)				0	564,325		100% / 100%
Forward Start IRS--117412--140 - CF FS LTC 54 Reentry - Fed Funds	Anticipatory cash flows	NA	Interest Rate	DBAG	02/14/2020	10/15/2040		24,000,000	1.67% / (01S)						(2,174,520)				0	502,801		100% / 100%
Forward Start IRS--116424--140 - CF FS LTC 54 Reentry - Fed Funds	Anticipatory cash flows	NA	Interest Rate	BOA	01/10/2020	11/15/2045		32,000,000	1.9% / (01S)						(1,671,036)				0	761,369		100% / 100%
Forward Start IRS--116758--140 - CF FS LTC 54 Reentry - Fed Funds	Anticipatory cash flows	NA	Interest Rate	CSI	01/28/2020	10/15/2040		24,500,000	1.73% / (01S)						(2,124,373)				0	513,276		100% / 100%
Forward Start IRS--116759--140 - CF FS LTC 54 Reentry - Fed Funds	Anticipatory cash flows	NA	Interest Rate	CSI	01/28/2020	11/15/2040		17,000,000	1.73% / (01S)						(1,469,808)				0	357,011		100% / 100%
Forward Start IRS--116828--140 - CF FS LTC 54 Reentry - Fed Funds	Anticipatory cash flows	NA	Interest Rate	NATWEST	01/29/2020	09/15/2040		23,500,000	1.77% / (01S)						(1,989,570)				0	491,172		100% / 100%
Forward Start IRS--116922--140 - CF FS LTC 54 Reentry - Fed Funds	Anticipatory cash flows	NA	Interest Rate	BOA	01/31/2020	03/15/2055		20,000,000	1.39% / (01S)						(691,223)				0	565,492		100% / 100%
Forward Start IRS--116923--140 - CF FS LTC 54 Reentry - Fed Funds	Anticipatory cash flows	NA	Interest Rate	BOA	01/31/2020	07/14/2055		17,000,000	1.38% / (01S)						(584,672)				0	483,153		100% / 100%
Forward Start IRS--117021--140 - CF FS LTC 54 Reentry - Fed Funds	Anticipatory cash flows	NA	Interest Rate	BOA	02/04/2020	07/15/2039		27,000,000	1.7% / (01S)						(2,487,479)				0	545,062		100% / 100%
Forward Start IRS--117022--140 - CF FS LTC 54 Reentry - Fed Funds	Anticipatory cash flows	NA	Interest Rate	BOA	02/04/2020	07/16/2039		22,000,000	1.7% / (01S)						(2,026,676)				0	444,162		100% / 100%
Forward Start IRS--117110--140 - CF FS LTC 54 Reentry - Fed Funds	Anticipatory cash flows	NA	Interest Rate	NATWEST	02/06/2020	01/15/2040		25,000,000	1.78% / (01S)						(2,135,848)				0	512,431		100% / 100%
Forward Start IRS--117235--140 - CF FS LTC 54 Reentry - Fed Funds	Anticipatory cash flows	NA	Interest Rate	GSI	02/11/2020	09/16/2040		15,000,000	1.71% / (01S)						(1,323,535)				0	313,539		100% / 100%
Forward Start IRS--117236--140 - CF FS LTC 54 Reentry - Fed Funds	Anticipatory cash flows	NA	Interest Rate	GSI	02/11/2020	11/15/2041		10,500,000	1.7% / (01S)						(892,858)				0	226,671		100% / 100%

STATEMENT AS OF MARCH 31, 2023 OF GENWORTH LIFE INSURANCE COMPANY

**SCHEDULE DB - PART A - SECTION 1**

Showing all Options, Caps, Floors, Collars, Swaps and Forwards Open as of Current Statement Date

1	2	3	4	5	6	7	8	9	10	11	12	13	14	15	16	17	18	19	20	21	22	23
Description	Description of Item(s) Hedged, Used for Income Generation or Replicated	Schedule/ Exhibit Identifier	Type(s) of Risk(s) (a)	Exchange, Counterparty or Central Clearinghouse	Trade Date	Date of Maturity or Expiration	Number of Contracts	Notional Amount	Strike Price, Rate or Index Received (Paid)	Cumulative Prior Year(s) Initial Cost of Un-discounted Premium (Received) Paid	Current Year Initial Cost of Un-discounted Premium (Received) Paid	Current Year Income	Book/ Adjusted Carrying Value	Code	Fair Value	Unrealized Valuation Increase/ (Decrease)	Total Foreign Exchange Change in B./A.C.V.	Current Year's (Amortization)/ Accretion	Adjustment to Carrying Value of Hedged Item	Potential Exposure	Credit Quality of Reference Entity	Hedge Effectiveness at Inception and at Quarter-end (b)
Forward Start IRS--117413--140 - CF FS LTC 54 Reentry - Fed Funds	Anticipatory cash flows	NA	Interest Rate	DBAG	02/14/2020	11/15/2040		20,000,000	1.67% / (01S)						(1,806,885)				0	420,013		100% / 100%
Forward Start IRS--117414--140 - CF FS LTC 54 Reentry - Fed Funds	Anticipatory cash flows	NA	Interest Rate	DBAG	02/14/2020	11/15/2040		13,500,000	1.67% / (01S)						(1,219,647)				0	283,509		100% / 100%
Forward Start IRS--117415--140 - CF FS LTC 54 Reentry - Fed Funds	Anticipatory cash flows	NA	Interest Rate	DBAG	02/14/2020	11/15/2040		13,000,000	1.67% / (01S)						(1,174,475)				0	273,008		100% / 100%
Forward Start IRS--117417--140 - CF FS LTC 54 Reentry - Fed Funds	Anticipatory cash flows	NA	Interest Rate	DBAG	02/14/2020	04/15/2042		10,000,000	1.66% / (01S)						(859,681)				0	218,259		100% / 100%
Forward Start IRS--116421--140 - CF FS LTC 54 Reentry - Fed Funds	Anticipatory cash flows	NA	Interest Rate	BOA	01/10/2020	06/15/2045		25,000,000	1.9% / (01S)				0		(1,362,142)				0	589,288		100% / 100%
Forward Start IRS--116827--140 - CF FS LTC 54 Reentry - Fed Funds	Anticipatory cash flows	NA	Interest Rate	NATWEST	01/29/2020	08/15/2040		18,000,000	1.77% / (01S)						(1,528,488)				0	375,302		100% / 100%
Forward Start IRS--116919--140 - CF FS LTC 54 Reentry - Fed Funds	Anticipatory cash flows	NA	Interest Rate	BOA	01/31/2020	07/15/2052		25,000,000	1.47% / (01S)						(951,282)				0	676,761		100% / 100%
Forward Start IRS--116924--140 - CF FS LTC 54 Reentry - Fed Funds	Anticipatory cash flows	NA	Interest Rate	BOA	01/31/2020	10/16/2055		18,000,000	1.37% / (01S)						(618,361)				0	513,609		100% / 100%
Forward Start IRS--116930--140 - CF FS LTC 54 Reentry - Fed Funds	Anticipatory cash flows	NA	Interest Rate	BOA	01/31/2020	11/15/2057		37,000,000	1.32% / (01S)						(1,214,564)				0	1,089,021		100% / 100%
Forward Start IRS--117018--140 - CF FS LTC 54 Reentry - Fed Funds	Anticipatory cash flows	NA	Interest Rate	BOA	02/04/2020	02/15/2039		12,000,000	1.7% / (01S)						(1,118,450)				0	239,177		100% / 100%
Forward Start IRS--117231--140 - CF FS LTC 54 Reentry - Fed Funds	Anticipatory cash flows	NA	Interest Rate	GSI	02/11/2020	08/15/2040		33,500,000	1.71% / (01S)						(2,964,987)				0	698,478		100% / 100%
Forward Start IRS--117232--140 - CF FS LTC 54 Reentry - Fed Funds	Anticipatory cash flows	NA	Interest Rate	GSI	02/11/2020	08/15/2040		26,000,000	1.71% / (01S)						(2,301,184)				0	542,102		100% / 100%
Forward Start IRS--116419--140 - CF FS LTC 54 Reentry - Fed Funds	Anticipatory cash flows	NA	Interest Rate	BOA	01/10/2020	03/15/2045		14,000,000	1.91% / (01S)						(780,429)				0	328,125		100% / 100%
Forward Start IRS--116422--140 - CF FS LTC 54 Reentry - Fed Funds	Anticipatory cash flows	NA	Interest Rate	BOA	01/10/2020	07/16/2045		22,000,000	1.9% / (01S)						(1,187,433)				0	519,563		100% / 100%

STATEMENT AS OF MARCH 31, 2023 OF GENWORTH LIFE INSURANCE COMPANY

**SCHEDULE DB - PART A - SECTION 1**

Showing all Options, Caps, Floors, Collars, Swaps and Forwards Open as of Current Statement Date

1	2	3	4	5	6	7	8	9	10	11	12	13	14	15	16	17	18	19	20	21	22	23
Description	Description of Item(s) Hedged, Used for Income Generation or Replicated	Schedule/ Exhibit Identifier	Type(s) of Risk(s) (a)	Exchange, Counterparty or Central Clearinghouse	Trade Date	Date of Maturity or Expiration	Number of Contracts	Notional Amount	Strike Price, Rate or Index Received (Paid)	Cumulative Prior Year(s) Initial Cost of Un-discounted Premium (Received) Paid	Current Year Initial Cost of Un-discounted Premium (Received) Paid	Current Year Income	Book/ Adjusted Carrying Value	Code	Fair Value	Unrealized Valuation Increase/ (Decrease)	Total Foreign Exchange Change in B./A.C.V.	Current Year's (Amortization)/ Accretion	Adjustment to Carrying Value of Hedged Item	Potential Exposure	Credit Quality of Reference Entity	Hedge Effectiveness at Inception and at Quarter-end (b)
Forward Start IRS--116423--140 - CF FS LTC 54 Reentry - Fed Funds	Anticipatory cash flows	NA	Interest Rate	BOA	01/10/2020	08/15/2045		11,000,000	1.9% / (01S)						(589,760)				0	260,260		100% / 100%
Forward Start IRS--116760--140 - CF FS LTC 54 Reentry - Fed Funds	Anticipatory cash flows	NA	Interest Rate	CSI	01/28/2020	01/15/2041		18,000,000	1.73% / (01S)						(1,553,438)				0	379,798		100% / 100%
Forward Start IRS--116761--140 - CF FS LTC 54 Reentry - Fed Funds	Anticipatory cash flows	NA	Interest Rate	CSI	01/28/2020	01/15/2041		26,000,000	1.73% / (01S)						(2,243,855)				0	548,597		100% / 100%
Forward Start IRS--116824--140 - CF FS LTC 54 Reentry - Fed Funds	Anticipatory cash flows	NA	Interest Rate	NATWEST	01/29/2020	03/15/2040		25,000,000	1.77% / (01S)						(2,143,931)				0	514,931		100% / 100%
Forward Start IRS--116825--140 - CF FS LTC 54 Reentry - Fed Funds	Anticipatory cash flows	NA	Interest Rate	NATWEST	01/29/2020	05/15/2040		18,000,000	1.77% / (01S)						(1,535,422)				0	372,572		100% / 100%
Forward Start IRS--116829--140 - CF FS LTC 54 Reentry - Fed Funds	Anticipatory cash flows	NA	Interest Rate	NATWEST	01/29/2020	10/15/2040		12,500,000	1.77% / (01S)						(1,055,456)				0	261,875		100% / 100%
Forward Start IRS--117107--140 - CF FS LTC 54 Reentry - Fed Funds	Anticipatory cash flows	NA	Interest Rate	NATWEST	02/06/2020	01/15/2040		36,000,000	1.78% / (01S)						(3,075,622)				0	737,901		100% / 100%
Forward Start IRS--117109--140 - CF FS LTC 54 Reentry - Fed Funds	Anticipatory cash flows	NA	Interest Rate	NATWEST	02/06/2020	01/15/2040		32,500,000	1.78% / (01S)						(2,776,603)				0	666,160		100% / 100%
Forward Start IRS--117416--140 - CF FS LTC 54 Reentry - Fed Funds	Anticipatory cash flows	NA	Interest Rate	DBAG	02/14/2020	11/15/2040		12,500,000	1.67% / (01S)						(1,129,303)				0	262,508		100% / 100%
Forward Start IRS--117418--140 - CF FS LTC 54 Reentry - Fed Funds	Anticipatory cash flows	NA	Interest Rate	DBAG	02/14/2020	10/15/2043		10,000,000	1.65% / (01S)						(793,451)				0	226,695		100% / 100%
Forward Start IRS--116763--140 - CF FS LTC 54 Reentry - Fed Funds	Anticipatory cash flows	NA	Interest Rate	CSI	01/28/2020	02/14/2041		18,000,000	1.73% / (01S)						(1,549,194)				0	380,674		100% / 100%
Forward Start IRS--116927--140 - CF FS LTC 54 Reentry - Fed Funds	Anticipatory cash flows	NA	Interest Rate	BOA	01/31/2020	02/15/2057		38,000,000	1.34% / (01S)						(1,264,966)				0	1,106,317		100% / 100%
Forward Start IRS--117108--140 - CF FS LTC 54 Reentry - Fed Funds	Anticipatory cash flows	NA	Interest Rate	NATWEST	02/06/2020	01/15/2040		34,000,000	1.78% / (01S)						(2,904,754)				0	696,906		100% / 100%
Forward Start IRS--117419--140 - CF FS LTC 54 Reentry - Fed Funds	Anticipatory cash flows	NA	Interest Rate	DBAG	02/14/2020	11/15/2044		11,000,000	1.64% / (01S)						(800,040)				0	255,876		100% / 100%

STATEMENT AS OF MARCH 31, 2023 OF GENWORTH LIFE INSURANCE COMPANY

**SCHEDULE DB - PART A - SECTION 1**

Showing all Options, Caps, Floors, Collars, Swaps and Forwards Open as of Current Statement Date

1	2	3	4	5	6	7	8	9	10	11	12	13	14	15	16	17	18	19	20	21	22	23
Description	Description of Item(s) Hedged, Used for Income Generation or Replicated	Schedule/ Exhibit Identifier	Type(s) of Risk(s) (a)	Exchange, Counterparty or Central Clearinghouse	Trade Date	Date of Maturity or Expiration	Number of Contracts	Notional Amount	Strike Price, Rate or Index Received (Paid)	Cumulative Prior Year(s) Initial Cost of Un-discounted Premium (Received) Paid	Current Year Initial Cost of Un-discounted Premium (Received) Paid	Current Year Income	Book/ Adjusted Carrying Value	Code	Fair Value	Unrealized Valuation Increase/ (Decrease)	Total Foreign Exchange Change in B./A.C.V.	Current Year's (Amortization)/ Accretion	Adjustment to Carrying Value of Hedged Item	Potential Exposure	Credit Quality of Reference Entity	Hedge Effectiveness at Inception and at Quarter-end (b)
Forward Start IRS—116826—140 - CF FS LTC 54 Reentry - Fed Funds	Anticipatory cash flows	NA	Interest Rate	NATWEST	01/29/2020	06/14/2040		28,000,000	1.77% / (01S)						(2,390,967)				0	580,944		100% / 100%
Forward Start IRS—117111—140 - CF FS LTC 54 Reentry - Fed Funds	Anticipatory cash flows	NA	Interest Rate	NATWEST	02/06/2020	04/15/2041		16,000,000	1.78% / (01S)						(1,313,171)				0	339,927		100% / 100%
Forward Start IRS—128978—145A - CF FSS LTC New - Fed Funds	Anticipatory cash flows	NA	Interest Rate	NATWEST	05/26/2022	05/15/2040		11,500,000	2.79% / (01S)						(206,706)				0	238,032		100% / 100%
Forward Start IRS—128976—145A - CF FSS LTC New - Fed Funds	Anticipatory cash flows	NA	Interest Rate	CSI	05/26/2022	11/15/2038		16,000,000	2.71% / (01S)						(379,738)				0	316,363		100% / 100%
Forward Start IRS—128923—145A - CF FSS LTC New - Fed Funds	Anticipatory cash flows	NA	Interest Rate	DBAG	05/18/2022	05/15/2038		15,500,000	2.82% / (01S)						(251,501)				0	301,496		100% / 100%
Forward Start IRS—128922—140A - CF FS LTC 54 Reentry - Fed Funds	Anticipatory cash flows	NA	Interest Rate	DBAG	05/18/2022	02/16/2037		10,000,000	2.82% / (01S)						(138,094)				0	186,368		100% / 100%
Forward Start IRS—128998—140A - CF FS LTC 54 Reentry - Fed Funds	Anticipatory cash flows	NA	Interest Rate	DBAG	05/31/2022	12/15/2036		34,000,000	2.75% / (01S)						(629,605)				0	629,701		100% / 100%
Forward Start IRS—128977—140A - CF FS LTC 54 Reentry - Fed Funds	Anticipatory cash flows	NA	Interest Rate	CSI	05/26/2022	05/15/2039		6,000,000	2.71% / (01S)						(141,809)				0	120,502		100% / 100%
Forward Start IRS—129102—140A - CF FS LTC 54 Reentry - Fed Funds	Anticipatory cash flows	NA	Interest Rate	NATWEST	06/08/2022	03/15/2040		21,000,000	2.95% / (01S)						(161,413)				0	432,542		100% / 100%
Forward Start IRS—129145—145A - CF FSS LTC New - Fed Funds	Anticipatory cash flows	NA	Interest Rate	DBAG	06/15/2022	10/15/2037		16,000,000	3.09% / (01S)						64,786				0	305,192		100% / 100%
Forward Start IRS—129169—140A - CF FS LTC 54 Reentry - Fed Funds	Anticipatory cash flows	NA	Interest Rate	BOA	06/21/2022	12/15/2039		35,000,000	3.04% / (01S)						(62,325)				0	715,588		100% / 100%
Forward Start IRS—129213—140A - CF FS LTC 54 Reentry - Fed Funds	Anticipatory cash flows	NA	Interest Rate	NATWEST	06/27/2022	04/15/2040		12,000,000	3.09% / (01S)					0	21,972				0	247,785		100% / 100%
Forward Start IRS—129072—140A - CF FS LTC 54 Reentry - Fed Funds	Anticipatory cash flows	NA	Interest Rate	NATWEST	06/01/2022	01/15/2037		10,000,000	2.8% / (01S)						(149,346)				0	185,779		100% / 100%
Forward Start IRS—129144—140A - CF FS LTC 54 Reentry - Fed Funds	Anticipatory cash flows	NA	Interest Rate	BOA	06/15/2022	05/15/2038		47,500,000	3.09% / (01S)						122,305				0	923,941		100% / 100%
Forward Start IRS—129094—140A - CF FS LTC 54 Reentry - Fed Funds	Anticipatory cash flows	NA	Interest Rate	CSI	06/06/2022	09/15/2039		27,000,000	2.9% / (01S)						(292,887)				0	547,894		100% / 100%

E06.20

STATEMENT AS OF MARCH 31, 2023 OF GENWORTH LIFE INSURANCE COMPANY

**SCHEDULE DB - PART A - SECTION 1**

Showing all Options, Caps, Floors, Collars, Swaps and Forwards Open as of Current Statement Date

1	2	3	4	5	6	7	8	9	10	11	12	13	14	15	16	17	18	19	20	21	22	23
Description	Description of Item(s) Hedged, Used for Income Generation or Replicated	Schedule/ Exhibit Identifier	Type(s) of Risk(s) (a)	Exchange, Counterparty or Central Clearinghouse	Trade Date	Date of Maturity or Expiration	Number of Contracts	Notional Amount	Strike Price, Rate or Index Received (Paid)	Cumulative Prior Year(s) Initial Cost of Un-discounted Premium (Received) Paid	Current Year Initial Cost of Un-discounted Premium (Received) Paid	Current Year Income	Book/ Adjusted Carrying Value	Code	Fair Value	Unrealized Valuation Increase/ (Decrease)	Total Foreign Exchange Change in B./A.C.V.	Current Year's (Amortization)/ Accretion	Adjustment to Carrying Value of Hedged Item	Potential Exposure	Credit Quality of Reference Entity	Hedge Effectiveness at Inception and at Quarter-end (b)
Forward Start IRS--129324--145A - CF FSS LTC New - Fed Funds	Anticipatory cash flows	NA	Interest Rate	BOA	07/07/2022	09/16/2036	20,000,000	2.83% / (OIS)							(222,473)				0	367,069		100% / 100%
Forward Start IRS--129318--145A - CF FSS LTC New - Fed Funds	Anticipatory cash flows	NA	Interest Rate	DBAG	07/06/2022	05/15/2039	14,000,000	2.87% / (OIS)							(177,876)				0	281,172		100% / 100%
Forward Start IRS--129341--140A - CF FS LTC 54 Reentry - Fed Funds	Anticipatory cash flows	NA	Interest Rate	BOA	07/13/2022	08/15/2038	60,000,000	2.95% / (OIS)							(433,706)				0	1,176,761		100% / 100%
Forward Start IRS--129329--140A - CF FS LTC 54 Reentry - Fed Funds	Anticipatory cash flows	NA	Interest Rate	NATWEST	07/08/2022	04/15/2036	6,000,000	2.97% / (OIS)							(5,634)				0	108,383		100% / 100%
Forward Start IRS--129354--140A - CF FS LTC 54 Reentry - Fed Funds	Anticipatory cash flows	NA	Interest Rate	DBAG	07/18/2022	06/15/2040	27,000,000	2.89% / (OIS)					0		(310,868)				0	560,241		100% / 100%
Forward Start IRS--129494--140A - CF FS LTC 54 Reentry - Fed Funds	Anticipatory cash flows	NA	Interest Rate	DBAG	08/11/2022	09/15/2039	30,000,000	2.77% / (OIS)							(598,159)				0	608,772		100% / 100%
Forward Start IRS--129574--140A - CF FS LTC 54 Reentry - Fed Funds	Anticipatory cash flows	NA	Interest Rate	DBAG	08/24/2022	12/15/2037	35,000,000	2.93% / (OIS)							(286,930)				0	671,429		100% / 100%
Forward Start IRS--129566--140A - CF FS LTC 54 Reentry - Fed Funds	Anticipatory cash flows	NA	Interest Rate	BOA	08/23/2022	05/15/2040	39,500,000	2.91% / (OIS)							(404,303)				0	817,588		100% / 100%
Forward Start IRS--129639--140A - CF FS LTC 54 Reentry - Fed Funds	Anticipatory cash flows	NA	Interest Rate	BOA	08/31/2022	07/15/2036	29,000,000	2.86% / (OIS)							(272,731)				0	528,830		100% / 100%
Forward Start IRS--129621--140A - CF FS LTC 54 Reentry - Fed Funds	Anticipatory cash flows	NA	Interest Rate	NATWEST	08/29/2022	01/15/2036	28,000,000	2.8% / (OIS)					0		(356,983)				0	500,933		100% / 100%
Forward Start IRS--129540--140A - CF FS LTC 54 Reentry - Fed Funds	Anticipatory cash flows	NA	Interest Rate	NATWEST	08/19/2022	07/15/2040	33,500,000	2.81% / (OIS)							(560,509)				0	696,770		100% / 100%
Forward Start IRS--129671--140A - CF FS LTC 54 Reentry - Fed Funds	Anticipatory cash flows	NA	Interest Rate	MIZUHO	09/08/2022	02/13/2036	27,000,000	3% / (OIS)							55,870				0	484,539		100% / 100%
Forward Start IRS--129755--140A - CF FS LTC 54 Reentry - Fed Funds	Anticipatory cash flows	NA	Interest Rate	BOA	09/22/2022	08/16/2037	18,000,000	3.17% / (OIS)							179,562				0	341,396		100% / 100%
Forward Start IRS--129821--140A - CF FS LTC 54 Reentry - Fed Funds	Anticipatory cash flows	NA	Interest Rate	MIZUHO	09/27/2022	11/14/2035	50,000,000	3.41% / (OIS)							1,699,507				0	888,569		100% / 100%



STATEMENT AS OF MARCH 31, 2023 OF GENWORTH LIFE INSURANCE COMPANY

**SCHEDULE DB - PART A - SECTION 1**

Showing all Options, Caps, Floors, Collars, Swaps and Forwards Open as of Current Statement Date

1	2	3	4	5	6	7	8	9	10	11	12	13	14	15	16	17	18	19	20	21	22	23
Description	Description of Item(s) Hedged, Used for Income Generation or Replicated	Schedule/ Exhibit Identifier	Type(s) of Risk(s) (a)	Exchange, Counterparty or Central Clearinghouse	Trade Date	Date of Maturity or Expiration	Number of Contracts	Notional Amount	Strike Price, Rate or Index Received (Paid)	Cumulative Prior Year(s) Initial Cost of Un-discounted Premium (Received) Paid	Current Year Initial Cost of Un-discounted Premium (Received) Paid	Current Year Income	Book/ Adjusted Carrying Value	Code	Fair Value	Unrealized Valuation Increase/ (Decrease)	Total Foreign Exchange Change in B./A.C.V.	Current Year's (Amortization)/ Accretion	Adjustment to Carrying Value of Hedged Item	Potential Exposure	Credit Quality of Reference Entity	Hedge Effectiveness at Inception and at Quarter-end (b)
Forward Start IRS--129704--140A - CF FS LTC 54 Reentry - Fed Funds	Anticipatory cash flows	NA	Interest Rate	DBAG	09/13/2022	03/15/2039		35,500,000	3.13% / (01S)						173,877				0	709,270		100% / 100%
Forward Start IRS--129718--140A - CF FS LTC 54 Reentry - Fed Funds	Anticipatory cash flows	NA	Interest Rate	MIZUHO	09/16/2022	08/16/2037		25,000,000	3.08% / (01S)						94,186				0	474,161		100% / 100%
Forward Start IRS--129779--140A - CF FS LTC 54 Reentry - Fed Funds	Anticipatory cash flows	NA	Interest Rate	DBAG	09/23/2022	12/15/2035		13,000,000	3.17% / (01S)						194,826				0	231,803		100% / 100%
Forward Start IRS--129754--140A - CF FS LTC 54 Reentry - Fed Funds	Anticipatory cash flows	NA	Interest Rate	NATWEST	09/22/2022	08/16/2037		30,000,000	3.18% / (01S)						325,257				0	568,993		100% / 100%
Forward Start IRS--129876--145A - CF FSS LTC New - Fed Funds	Anticipatory cash flows	NA	Interest Rate	DBAG	10/06/2022	12/17/2035		20,000,000	2.83% / (01S)						552,035				0	356,697		100% / 100%
Forward Start IRS--129863--145A - CF FSS LTC New - Fed Funds	Anticipatory cash flows	NA	Interest Rate	MIZUHO	10/11/2022	06/18/2035		20,000,000	2.83% / (01S)						733,628				0	349,638		100% / 100%
Forward Start IRS--130022--140A - CF FS LTC 54 Reentry - Fed Funds	Anticipatory cash flows	NA	Interest Rate	NATWEST	10/19/2022	10/15/2041		55,000,000	3.46% / (01S)				0		1,366,327				0	1,184,614		100% / 100%
Forward Start IRS--130074--145A - CF FSS LTC New - Fed Funds	Anticipatory cash flows	NA	Interest Rate	MIZUHO	10/31/2022	10/15/2036		17,000,000	2.83% / (01S)				0		792,780				0	312,927		100% / 100%
Forward Start IRS--129871--145A - CF FSS LTC New - Fed Funds	Anticipatory cash flows	NA	Interest Rate	BOA	10/05/2022	09/17/2035		20,000,000	2.83% / (01S)						437,055				0	353,185		100% / 100%
Forward Start IRS--130066--140A - CF FS LTC 54 Reentry - Fed Funds	Anticipatory cash flows	NA	Interest Rate	BOA	10/28/2022	08/15/2041		53,000,000	3.54% / (01S)						1,600,833				0	1,136,385		100% / 100%
Forward Start IRS--130096--140A - CF FS LTC 54 Reentry - Fed Funds	Anticipatory cash flows	NA	Interest Rate	DBAG	11/04/2022	07/15/2040		22,000,000	3.63% / (01S)						810,252				0	457,580		100% / 100%
Forward Start IRS--130141--145A - CF FSS LTC New - Fed Funds	Anticipatory cash flows	NA	Interest Rate	NATWEST	11/07/2022	04/15/2039		14,000,000	2.83% / (01S)						604,236				0	280,455		100% / 100%
Forward Start IRS--130230--145A - CF FSS LTC New - Fed Funds	Anticipatory cash flows	NA	Interest Rate	MIZUHO	11/29/2022	04/15/2037		16,000,000	2.83% / (01S)						157,276				0	299,889		100% / 100%
Forward Start IRS--130231--145A - CF FSS LTC New - Fed Funds	Anticipatory cash flows	NA	Interest Rate	MIZUHO	11/29/2022	11/15/2037		16,000,000	2.83% / (01S)						175,708				0	306,081		100% / 100%
Forward Start IRS--130349--140A - CF FS LTC 54 Reentry - Fed Funds	Anticipatory cash flows	NA	Interest Rate	DBAG	12/16/2022	10/15/2039		18,000,000	3.1% / (01S)						46,279				0	366,173		100% / 100%

E06.22

STATEMENT AS OF MARCH 31, 2023 OF GENWORTH LIFE INSURANCE COMPANY

**SCHEDULE DB - PART A - SECTION 1**

Showing all Options, Caps, Floors, Collars, Swaps and Forwards Open as of Current Statement Date

1	2	3	4	5	6	7	8	9	10	11	12	13	14	15	16	17	18	19	20	21	22	23
Description	Description of Item(s) Hedged, Used for Income Generation or Replicated	Schedule/ Exhibit Identifier	Type(s) of Risk(s) (a)	Exchange, Counterparty or Central Clearinghouse	Trade Date	Date of Maturity or Expiration	Number of Contracts	Notional Amount	Strike Price, Rate or Index Received (Paid)	Cumulative Prior Year(s) Initial Cost of Un-discounted Premium (Received) Paid	Current Year Initial Cost of Un-discounted Premium (Received) Paid	Current Year Income	Book/ Adjusted Carrying Value	Code	Fair Value	Unrealized Valuation Increase/ (Decrease)	Total Foreign Exchange Change in B./A.C.V.	Current Year's (Amortization)/ Accretion	Adjustment to Carrying Value of Hedged Item	Potential Exposure	Credit Quality of Reference Entity	Hedge Effectiveness at Inception and at Quarter-end (b)
Forward Start IRS—130333—140A - CF FS LTC 54 Reentry - Fed Funds	Anticipatory cash flows	NA	Interest Rate	NATWEST	12/14/2022	02/15/2038		20,000,000	3.09% / (01S)						59,653				0	385,881		100% / 100%
Forward Start IRS—130252—140A - CF FS LTC 54 Reentry - Fed Funds	Anticipatory cash flows	NA	Interest Rate	NATWEST	12/05/2022	09/15/2037		8,000,000	3.07% / (01S)						25,090				0	152,164		100% / 100%
Forward Start IRS—130253—140A - CF FS LTC 54 Reentry - Fed Funds	Anticipatory cash flows	NA	Interest Rate	BOA	12/05/2022	02/15/2038		18,000,000	3.09% / (01S)						56,244				0	347,293		100% / 100%
Forward Start IRS—130286—140A - CF FS LTC 54 Reentry - Fed Funds	Anticipatory cash flows	NA	Interest Rate	BOA	12/09/2022	02/15/2038		10,000,000	3.03% / (01S)						(9,224)				0	192,940		100% / 100%
Forward Start IRS—130421—140A - CF FS LTC 54 Reentry - Fed Funds	Anticipatory cash flows	NA	Interest Rate	NATWEST	01/04/2023	09/14/2039		18,000,000	3.23% / (01S)						209,624				0	365,233		100% / 100%
Forward Start IRS—130482—140A - CF FS LTC 54 Reentry - Fed Funds	Anticipatory cash flows	NA	Interest Rate	CSI	01/20/2023	05/17/2042		20,000,000	3.06% / (01S)		0		0		10,766				0	437,521		100% / 100%
Forward Start IRS—130483—140A - CF FS LTC 54 Reentry - Fed Funds	Anticipatory cash flows	NA	Interest Rate	BOA	01/20/2023	05/17/2042		21,000,000	3.11% / (01S)		0		0		75,940				0	459,397		100% / 100%
Forward Start IRS—130456—140A - CF FS LTC 54 Reentry - Fed Funds	Anticipatory cash flows	NA	Interest Rate	DBAG	01/13/2023	06/15/2040		28,000,000	3.06% / (01S)		0		0		(9,828)				0	580,990		100% / 100%
Forward Start IRS—130504—140A - CF FS LTC 54 Reentry - Fed Funds	Anticipatory cash flows	NA	Interest Rate	DBAG	01/25/2023	12/15/2039		33,000,000	3.08% / (01S)		0		0		38,195				0	674,698		100% / 100%
Forward Start IRS—130468—140A - CF FS LTC 54 Reentry - Fed Funds	Anticipatory cash flows	NA	Interest Rate	MIZUHO	01/17/2023	02/15/2038		30,000,000	3.11% / (01S)		0		0		141,665				0	578,821		100% / 100%
Forward Start IRS—130422—145A - CF FSS LTC New - Fed Funds	Anticipatory cash flows	NA	Interest Rate	MIZUHO	01/04/2023	11/15/2036		17,000,000	3.1% / (01S)		0		0		126,201				0	313,906		100% / 100%
Forward Start IRS—130475—140A - CF FS LTC 54 Reentry - Fed Funds	Anticipatory cash flows	NA	Interest Rate	NATWEST	01/19/2023	05/16/2043		9,700,000	3.05% / (01S)		0		0		13,570				0	217,655		100% / 100%
Forward Start IRS—130440—140A - CF FS LTC 54 Reentry - Fed Funds	Anticipatory cash flows	NA	Interest Rate	BOA	01/10/2023	07/16/2039		18,000,000	3.1% / (01S)		0		0		43,201				0	363,405		100% / 100%
Forward Start IRS—130441—140A - CF FS LTC 54 Reentry - Fed Funds	Anticipatory cash flows	NA	Interest Rate	BOA	01/10/2023	05/14/2042		15,000,000	3.13% / (01S)		0		0		74,479				0	328,070		100% / 100%

E06.23

STATEMENT AS OF MARCH 31, 2023 OF GENWORTH LIFE INSURANCE COMPANY

**SCHEDULE DB - PART A - SECTION 1**

Showing all Options, Caps, Floors, Collars, Swaps and Forwards Open as of Current Statement Date

1	2	3	4	5	6	7	8	9	10	11	12	13	14	15	16	17	18	19	20	21	22	23
Description	Description of Item(s) Hedged, Used for Income Generation or Replicated	Schedule/ Exhibit Identifier	Type(s) of Risk(s) (a)	Exchange, Counterparty or Central Clearinghouse	Trade Date	Date of Maturity or Expiration	Number of Contracts	Notional Amount	Strike Price, Rate or Index Received (Paid)	Cumulative Prior Year(s) Initial Cost of Un-discounted Premium (Received) Paid	Current Year Initial Cost of Un-discounted Premium (Received) Paid	Current Year Income	Book/ Adjusted Carrying Value	Code	Fair Value	Unrealized Valuation Increase/ (Decrease)	Total Foreign Exchange Change in B./A.C.V.	Current Year's (Amortization)/ Accretion	Adjustment to Carrying Value of Hedged Item	Potential Exposure	Credit Quality of Reference Entity	Hedge Effectiveness at Inception and at Quarter-end (b)
Forward Start IRS—130677—145A - CF FSS LTC New - Fed Funds	Anticipatory cash flows	NA	Interest Rate	MIZUHO	02/15/2023	04/15/2038		15,500,000	3.18% / (OIS)		0		0		146,006				0	300,677		100% / 100%
Forward Start IRS—130704—140A - CF FS LTC 54 Reentry - Fed Funds	Anticipatory cash flows	NA	Interest Rate	MIZUHO	02/21/2023	10/15/2036		12,000,000	3.28% / (OIS)		0		0		251,449				0	220,890		100% / 100%
Forward Start IRS—130653—140A - CF FS LTC 54 Reentry - Fed Funds	Anticipatory cash flows	NA	Interest Rate	CSI	02/10/2023	02/18/2041		25,000,000	3.23% / (OIS)		0		0		267,304				0	528,875		100% / 100%
Forward Start IRS—130591—140A - CF FS LTC 54 Reentry - Fed Funds	Anticipatory cash flows	NA	Interest Rate	NATWEST	02/02/2023	03/15/2039		21,000,000	3.05% / (OIS)		0		0		(13,626)				0	419,568		100% / 100%
Forward Start IRS—130748—140A - CF FS LTC 54 Reentry - Fed Funds	Anticipatory cash flows	NA	Interest Rate	MIZUHO	02/24/2023	02/16/2037		23,000,000	3.29% / (OIS)		0		0		479,168				0	428,645		100% / 100%
Forward Start IRS—130621—140A - CF FS LTC 54 Reentry - Fed Funds	Anticipatory cash flows	NA	Interest Rate	NATWEST	02/07/2023	04/15/2039		21,500,000	3.15% / (OIS)		0		0		138,054				0	430,699		100% / 100%
Forward Start IRS—130632—140A - CF FS LTC 54 Reentry - Fed Funds	Anticipatory cash flows	NA	Interest Rate	BOA	02/09/2023	02/18/2041		25,000,000	3.19% / (OIS)		0		0		195,095				0	528,875		100% / 100%
Forward Start IRS—130747—140A - CF FS LTC 54 Reentry - Fed Funds	Anticipatory cash flows	NA	Interest Rate	NATWEST	02/24/2023	02/16/2037		30,000,000	3.28% / (OIS)		0		0		599,680				0	559,103		100% / 100%
Forward Start IRS—130596—140A - CF FS LTC 54 Reentry - Fed Funds	Anticipatory cash flows	NA	Interest Rate	DBAG	02/03/2023	02/15/2038		30,000,000	3.07% / (OIS)		0		0		51,139				0	578,821		100% / 100%
Forward Start IRS—130678—140A - CF FS LTC 54 Reentry - Fed Funds	Anticipatory cash flows	NA	Interest Rate	NATWEST	02/15/2023	07/15/2040		9,000,000	3.24% / (OIS)		0		0		102,816				0	187,192		100% / 100%
Forward Start IRS—130698—140A - CF FS LTC 54 Reentry - Fed Funds	Anticipatory cash flows	NA	Interest Rate	CSI	02/17/2023	09/15/2036		16,000,000	3.28% / (OIS)		0		0		343,521				0	293,625		100% / 100%
Forward Start IRS—130770—145A - CF FSS LTC New - Fed Funds	Anticipatory cash flows	NA	Interest Rate	CSI	03/02/2023	12/16/2036		20,000,000	3.39% / (OIS)		0		0		586,103				0	370,450		100% / 100%
Forward Start IRS—130933—140A - CF FS LTC 54 Reentry - Fed Funds	Anticipatory cash flows	NA	Interest Rate	MIZUHO	03/23/2023	11/15/2037		20,000,000	3.15% / (OIS)		0		0		156,626				0	382,601		100% / 100%
Forward Start IRS—130952—140A - CF FS LTC 54 Reentry - Fed Funds	Anticipatory cash flows	NA	Interest Rate	BOA	03/27/2023	11/14/2041		56,000,000	3.13% / (OIS)		0		0		265,833				0	1,208,821		100% / 100%

E06.24

STATEMENT AS OF MARCH 31, 2023 OF GENWORTH LIFE INSURANCE COMPANY

**SCHEDULE DB - PART A - SECTION 1**

Showing all Options, Caps, Floors, Collars, Swaps and Forwards Open as of Current Statement Date

1	2	3	4	5	6	7	8	9	10	11	12	13	14	15	16	17	18	19	20	21	22	23
Description	Description of Item(s) Hedged, Used for Income Generation or Replicated	Schedule/ Exhibit Identifier	Type(s) of Risk(s) (a)	Exchange, Counterparty or Central Clearinghouse	Trade Date	Date of Maturity or Expiration	Number of Contracts	Notional Amount	Strike Price, Rate or Index Received (Paid)	Cumulative Prior Year(s) Initial Cost of Un-discounted Premium (Received) Paid	Current Year Initial Cost of Un-discounted Premium (Received) Paid	Current Year Income	Book/ Adjusted Carrying Value	Code	Fair Value	Unrealized Valuation Increase/ (Decrease)	Total Foreign Exchange Change in B./A.C.V.	Current Year's (Amortization)/ Accretion	Adjustment to Carrying Value of Hedged Item	Potential Exposure	Credit Quality of Reference Entity	Hedge Effectiveness at Inception and at Quarter-end (b)
Forward Start IRS—130767—140A - CF FS LTC 54 Reentry - Fed Funds	Anticipatory cash flows	NA	Interest Rate	DBAG	03/01/2023	04/15/2036		33,000,000	3.31% / (01S)		0		0		825,495				0	596,106		100% / 100%
Forward Start IRS—130838—140A - CF FS LTC 54 Reentry - Fed Funds	Anticipatory cash flows	NA	Interest Rate	DBAG	03/09/2023	03/16/2036		31,000,000	3.23% / (01S)		0		0		597,636				0	558,212		100% / 100%
Forward Start IRS—130904—140A - CF FS LTC 54 Reentry - Fed Funds	Anticipatory cash flows	NA	Interest Rate	NATWEST	03/21/2023	10/15/2039		19,000,000	3.13% / (01S)		0		0		90,571				0	386,516		100% / 100%
Forward Start IRS—130872—140A - CF FS LTC 54 Reentry - Fed Funds	Anticipatory cash flows	NA	Interest Rate	MIZUHO	03/14/2023	07/15/2039		30,000,000	3.18% / (01S)		0		0		234,585				0	605,624		100% / 100%
Forward Start IRS—130899—140A - CF FS LTC 54 Reentry - Fed Funds	Anticipatory cash flows	NA	Interest Rate	DBAG	03/21/2023	07/14/2038		22,000,000	3.13% / (01S)		0		0		120,492				0	430,248		100% / 100%
999999999. Subtotal - Swaps - Hedging Effective Excluding Variable Annuity Guarantees Under SSAP No.108 - Interest Rate										0	0	0	0	XXX	(297,611,567)	0	0	0	0	170,305,257	XXX	XXX
Cross Currency—102695—70P - CF Non USD Private	Anticipatory cash flows	Sched D	Currency	BOA	06/27/2018	09/27/2033		19,741,500	4.3% USD / (2.87% GBP)			77,685	1,240,500		3,601,228		(387,000)		0	319,870		100% / 100%
Cross Currency—103093—70P - CF Non USD Private	Anticipatory cash flows	Sched D	Currency	BOA	07/12/2018	10/12/2028		5,835,000	4.24% USD / (1.82% GBP)			36,857	407,250		856,425		(78,250)		0	68,668		100% / 100%
Cross Currency—107183—70C - CF Cross Currency - Non USD Bonds	Anticipatory cash flows	Sched D	Currency	BOA	01/09/2019	11/30/2030		4,608,800	4.57% USD / (2.63% EUR)			24,460	266,600		633,942		(62,600)		0	63,836		100% / 100%
Cross Currency—107184—70C - CF Cross Currency - Non USD Bonds	Anticipatory cash flows	Sched D	Currency	BOA	01/09/2019	11/30/2030		3,456,600	4.57% USD / (2.63% EUR)			18,345	199,950		475,401		(46,950)		0	47,877		100% / 100%
Cross Currency—107505—70C - CF Cross Currency - Non USD Bonds	Anticipatory cash flows	Sched D	Currency	BOA	01/23/2019	04/15/2028		11,379,900	7.78% USD / (5.00% EUR)			83,993	524,400		1,553,925		(156,500)		0	127,822		100% / 100%
Cross Currency—107722—70C - CF Cross Currency - Non USD Bonds	Anticipatory cash flows	Sched D	Currency	BOA	02/01/2019	05/15/2029		6,873,000	7.36% USD / (4.63% EUR)			50,512	359,700		1,092,595		(93,900)		0	85,075		100% / 100%
Cross Currency—107887—70C - CF Cross Currency - Non USD Bonds	Anticipatory cash flows	Sched D	Currency	BOA	02/11/2019	06/15/2031		9,019,840	5.63% USD / (3.13% EUR)			57,791	335,440		1,459,414		(125,200)		0	129,252		100% / 100%
Cross Currency—109638—70C - CF Cross Currency - Non USD Bonds	Anticipatory cash flows	Sched D	Currency	BOA	04/25/2019	11/15/2029		2,224,400	6.5% USD / (3.88% EUR)			15,060	53,300		289,855		(31,300)		0	28,644		100% / 100%
Cross Currency—109639—70C - CF Cross Currency - Non USD Bonds	Anticipatory cash flows	Sched D	Currency	BOA	04/25/2019	11/15/2029		1,112,200	6.5% USD / (3.88% EUR)			7,530	26,650		144,928		(15,650)		0	14,322		100% / 100%

E06.25

STATEMENT AS OF MARCH 31, 2023 OF GENWORTH LIFE INSURANCE COMPANY

**SCHEDULE DB - PART A - SECTION 1**

Showing all Options, Caps, Floors, Collars, Swaps and Forwards Open as of Current Statement Date

1	2	3	4	5	6	7	8	9	10	11	12	13	14	15	16	17	18	19	20	21	22	23
Description	Description of Item(s) Hedged, Used for Income Generation or Replicated	Schedule/ Exhibit Identifier	Type(s) of Risk(s) (a)	Exchange, Counterparty or Central Clearinghouse	Trade Date	Date of Maturity or Expiration	Number of Contracts	Notional Amount	Strike Price, Rate or Index Received (Paid)	Cumulative Prior Year(s) Initial Cost of Un-discounted Premium (Received) Paid	Current Year Initial Cost of Un-discounted Premium (Received) Paid	Current Year Income	Book/ Adjusted Carrying Value	Code	Fair Value	Unrealized Valuation Increase/ (Decrease)	Total Foreign Exchange Change in B./A.C.V.	Current Year's (Amortization)/ Accretion	Adjustment to Carrying Value of Hedged Item	Potential Exposure	Credit Quality of Reference Entity	Hedge Effectiveness at Inception and at Quarter-end (b)
Cross Currency-- 110430--70P - CF Non USD Private .....	Anticipatory cash flows .....	Sched D .....	Currency.....	CSI .....	05/30/2019	09/26/2031	.....	13,360,800	.....4.15% USD / (1.95% EUR)	.....	.....	.....74,783	.....334,200	.....	.....1,746,014	.....	.....(187,800)	.....	.....0	.....194,718	.....	100% / 100% ..
Cross Currency-- 123734--70P - CF Non USD Private .....	Anticipatory cash flows .....	Sched D .....	Currency.....	NATWEST .....	10/23/2020	03/10/2033	.....	16,980,600	.....3.56% USD / (2.92% GBP)	.....	.....	.....33,630	.....946,400	.....	.....1,799,648	.....	.....(335,400)	.....	.....0	.....267,824	.....	100% / 100% ..
Cross Currency-- 129532--70P - CF Non USD Private .....	Anticipatory cash flows .....	Sched D .....	Currency.....	DBAG .....	08/18/2022	09/28/2032	.....	6,080,400	.....5.11% USD / (3.7% EUR)	.....	.....	.....16,156	.....(432,900)	.....	.....(153,317)	.....	.....(93,900)	.....	.....0	.....93,726	.....	100% / 100% ..
1019999999. Subtotal - Swaps - Hedging Effective Excluding Variable Annuity Guarantees Under SSAP No.108 - Foreign Exchange										0	0	496,804	4,261,490	XXX	13,500,054	0	(1,614,450)	0	0	1,441,635	XXX	XXX
1049999999. Subtotal - Swaps - Hedging Effective Excluding Variable Annuity Guarantees Under SSAP No.108										0	0	496,804	4,261,490	XXX	(284,111,513)	0	(1,614,450)	0	0	171,746,892	XXX	XXX
1109999999. Subtotal - Swaps - Hedging Effective Variable Annuity Guarantees Under SSAP No.108										0	0	0	0	XXX	0	0	0	0	0	0	XXX	XXX
1169999999. Subtotal - Swaps - Hedging Other										0	0	0	0	XXX	0	0	0	0	0	0	XXX	XXX
1229999999. Subtotal - Swaps - Replication										0	0	0	0	XXX	0	0	0	0	0	0	XXX	XXX
1289999999. Subtotal - Swaps - Income Generation										0	0	0	0	XXX	0	0	0	0	0	0	XXX	XXX
1349999999. Subtotal - Swaps - Other										0	0	0	0	XXX	0	0	0	0	0	0	XXX	XXX
1359999999. Total Swaps - Interest Rate										0	0	0	0	XXX	(297,611,567)	0	0	0	0	170,305,257	XXX	XXX
1369999999. Total Swaps - Credit Default										0	0	0	0	XXX	0	0	0	0	0	0	XXX	XXX
1379999999. Total Swaps - Foreign Exchange										0	0	496,804	4,261,490	XXX	13,500,054	0	(1,614,450)	0	0	1,441,635	XXX	XXX
1389999999. Total Swaps - Total Return										0	0	0	0	XXX	0	0	0	0	0	0	XXX	XXX
1399999999. Total Swaps - Other										0	0	0	0	XXX	0	0	0	0	0	0	XXX	XXX
1409999999. Total Swaps										0	0	496,804	4,261,490	XXX	(284,111,513)	0	(1,614,450)	0	0	171,746,892	XXX	XXX
1479999999. Subtotal - Forwards										0	0	0	0	XXX	0	0	0	0	0	0	XXX	XXX
1509999999. Subtotal - SSAP No. 108 Adjustments										0	0	0	0	XXX	0	0	0	0	0	0	XXX	XXX
1689999999. Subtotal - Hedging Effective Excluding Variable Annuity Guarantees Under SSAP No.108										0	0	496,804	4,261,490	XXX	(284,111,513)	0	(1,614,450)	0	0	171,746,892	XXX	XXX
1699999999. Subtotal - Hedging Effective Variable Annuity Guarantees Under SSAP No.108										0	0	0	0	XXX	0	0	0	0	0	0	XXX	XXX
1709999999. Subtotal - Hedging Other										0	0	0	0	XXX	0	0	0	0	0	0	XXX	XXX
1719999999. Subtotal - Replication										0	0	0	0	XXX	0	0	0	0	0	0	XXX	XXX
1729999999. Subtotal - Income Generation										0	0	0	0	XXX	0	0	0	0	0	0	XXX	XXX
1739999999. Subtotal - Other										0	0	0	0	XXX	0	0	0	0	0	0	XXX	XXX
1749999999. Subtotal - Adjustments for SSAP No. 108 Derivatives										0	0	0	0	XXX	0	0	0	0	0	0	XXX	XXX
1759999999. Totals										0	0	496,804	4,261,490	XXX	(284,111,513)	0	(1,614,450)	0	0	171,746,892	XXX	XXX

(a) Code Description of Hedged Risk(s)

(b) Code Financial or Economic Impact of the Hedge at the End of the Reporting Period

E06.26

Schedule DB - Part B - Section 1 - Futures Contracts Open

**N O N E**

Schedule DB - Part B - Section 1B - Brokers with whom cash deposits have been made

**N O N E**



STATEMENT AS OF MARCH 31, 2023 OF GENWORTH LIFE INSURANCE COMPANY

**SCHEDULE DB - PART D - SECTION 2**

Collateral for Derivative Instruments Open as of Current Statement Date

Collateral Pledged by Reporting Entity

1	2	3	4	5	6	7	8	9
Exchange, Counterparty or Central Clearinghouse	Type of Asset Pledged	CUSIP Identification	Description	Fair Value	Par Value	Book/Adjusted Carrying Value	Maturity Date	Type of Margin (I, V or IV)
CREDIT SUISSE INTERNATIONAL	Treasury	912810-QC-5	T 4 1/2 08/15/39	298,241	266,700	276,273	08/15/2039	V
CREDIT SUISSE INTERNATIONAL	Treasury	912810-RA-8	T11 0 5/8 02/15/43	36,879,467	33,381,700	38,930,656	02/15/2043	V
CREDIT SUISSE INTERNATIONAL	Corporate	75513E-BY-6	RTX 7.2 08/15/27	11,223,440	9,967,000	9,949,108	08/15/2027	I
CREDIT SUISSE INTERNATIONAL	Corporate	101137-AE-7	BSX 6 3/4 11/15/35	29,240,500	25,000,000	24,933,891	11/15/2035	I
CREDIT SUISSE INTERNATIONAL	Corporate	655844-BV-9	NSC 4.05 08/15/52	27,606,562	33,291,000	33,321,118	08/15/2052	I
GOLDMAN SACHS INTERNATIONAL	Treasury	912810-RF-7	T11 1 3/8 02/15/44	38,523,520	30,796,200	40,276,874	02/15/2044	V
GOLDMAN SACHS INTERNATIONAL	Corporate	539830-BN-8	LMT 4.09 09/15/52	10,907,303	12,100,000	12,744,313	09/15/2052	V
NATWEST MARKETS PLC	Treasury	912810-RL-4	T11 0 3/4 02/15/45	83,537,670	76,761,200	87,935,012	02/15/2045	V
DEUTSCHE BANK	Treasury	912810-QS-0	T 3 3/4 08/15/41	36,370,467	36,157,700	36,496,716	08/15/2041	I
DEUTSCHE BANK	Treasury	912810-RL-4	T11 0 3/4 02/15/45	162,532,425	149,348,000	171,087,973	02/15/2045	V
DEUTSCHE BANK	Treasury	912810-RL-4	T11 0 3/4 02/15/45	79,045,033	72,633,000	83,205,887	02/15/2045	I
DEUTSCHE BANK	Treasury	912810-QK-7	T 3 7/8 08/15/40	228,172	221,000	232,166	08/15/2040	V
DEUTSCHE BANK	Treasury	912810-QK-7	T 3 7/8 08/15/40	54,266,760	52,561,000	55,216,541	08/15/2040	I
DEUTSCHE BANK	Treasury	912810-QL-5	T 4 1/4 11/15/40	19,841,279	18,169,300	19,530,180	11/15/2040	I
DEUTSCHE BANK	Treasury	912810-QE-1	T 4 5/8 02/15/40	7,195,942	6,381,400	6,381,449	02/15/2040	I
DEUTSCHE BANK	Treasury	912810-FE-3	T 5 1/2 08/15/28	1,947,852	1,774,000	1,907,698	08/15/2028	I
DEUTSCHE BANK	Treasury	912810-QC-5	T 4 1/2 08/15/39	2,329,792	2,083,400	2,158,178	08/15/2039	I
DEUTSCHE BANK	Treasury	912810-RF-7	T11 1 3/8 02/15/44	298,969	239,000	312,577	02/15/2044	V
BANK OF AMERICA	Treasury	912810-QS-0	T 3 3/4 08/15/41	38,934,567	38,706,800	39,069,716	08/15/2041	I
BANK OF AMERICA	Treasury	912810-RL-4	T11 0 3/4 02/15/45	70,539,255	64,817,200	74,252,373	02/15/2045	I
BANK OF AMERICA	Treasury	912810-QK-7	T 3 7/8 08/15/40	7,717,689	7,475,100	7,852,765	08/15/2040	V
BANK OF AMERICA	Treasury	912810-QE-1	T 4 5/8 02/15/40	37,412,800	33,006,300	33,178,127	02/15/2040	I
BANK OF AMERICA	Treasury	912810-FE-3	T 5 1/2 08/15/28	4,563,618	4,156,300	4,469,541	08/15/2028	V
BANK OF AMERICA	Treasury	912810-RF-7	T11 1 3/8 02/15/44	73,021,086	58,374,000	76,344,557	02/15/2044	V
MIZUHO BANK LTD	Corporate	89566E-AD-0	TRISTA 6 06/15/40	9,352,358	9,489,000	10,012,435	06/15/2040	V
MIZUHO BANK LTD	Corporate	539830-BN-8	LMT 4.09 09/15/52	2,223,828	2,467,000	2,598,365	09/15/2052	V
<b>0199999999 - Total</b>				<b>846,038,597</b>	<b>779,590,300</b>	<b>872,674,488</b>	<b>XXX</b>	<b>XXX</b>

Collateral Pledged to Reporting Entity

1	2	3	4	5	6	7	8	9
Exchange, Counterparty or Central Clearinghouse	Type of Asset Pledged	CUSIP Identification	Description	Fair Value	Par Value	Book/Adjusted Carrying Value	Maturity Date	Type of Margin (I, V or IV)
<b>NONE</b>								
<b>0299999999 - Total</b>						<b>XXX</b>	<b>XXX</b>	<b>XXX</b>



Schedule DB - Part E - Derivatives Hedging Variable Annuity Guarantees

**N O N E**

Schedule DL - Part 1 - Reinvested Collateral Assets Owned

**N O N E**

Schedule DL - Part 2 - Reinvested Collateral Assets Owned

**N O N E**

STATEMENT AS OF MARCH 31, 2023 OF GENWORTH LIFE INSURANCE COMPANY

**SCHEDULE E - PART 1 - CASH**

Month End Depository Balances

1 Depository	2 Code	3 Rate of Interest	4 Amount of Interest Received During Current Quarter	5 Amount of Interest Accrued at Current Statement Date	Book Balance at End of Each Month During Current Quarter			9 *
					6 First Month	7 Second Month	8 Third Month	
Bank of America, N.A. .... New York, New York .....					(87,435,369)	(92,011,008)	(89,543,067)	.XXX.
Deutsche Bank Trust Company Americas ..... New York, New York .....					173,529	119,667	162,051	.XXX.
Federal Home Loan Bank Pittsburgh ..... Pittsburgh, PA .....					2,264,264	2,368,610	1,759,258	.XXX.
Fifth Third Bank ..... Cincinnati, OH .....					8,990,857	9,059,638	4,711,161	.XXX.
JP Morgan Chase Bank ..... New York, New York .....					(26,343,220)	(37,854,572)	(13,289,702)	.XXX.
The Bank of New York Mellon .. New York, New York .....					1,536,344	4,327,018	13,221,174	.XXX.
U.S. Bank, N.A. .... Milwaukee, WI .....					101,135	129,456	136,217	.XXX.
Wells Fargo Bank, N.A. .... San Francisco, CA .....					2,023,264	2,474,727	2,366,091	.XXX.
0199998. Deposits in ... depositories that do not exceed the allowable limit in any one depository (See instructions) - Open Depositories	XXX	XXX						XXX
0199999. Totals - Open Depositories	XXX	XXX	0	0	(98,689,196)	(111,386,464)	(80,476,817)	XXX
0299998. Deposits in ... depositories that do not exceed the allowable limit in any one depository (See instructions) - Suspended Depositories	XXX	XXX						XXX
0299999. Totals - Suspended Depositories	XXX	XXX	0	0	0	0	0	XXX
0399999. Total Cash on Deposit	XXX	XXX	0	0	(98,689,196)	(111,386,464)	(80,476,817)	XXX
0499999. Cash in Company's Office	XXX	XXX	XXX	XXX				XXX
.....								
.....								
.....								
.....								
0599999. Total - Cash	XXX	XXX	0	0	(98,689,196)	(111,386,464)	(80,476,817)	XXX

STATEMENT AS OF MARCH 31, 2023 OF GENWORTH LIFE INSURANCE COMPANY

**SCHEDULE E - PART 2 - CASH EQUIVALENTS**

Show Investments Owned End of Current Quarter

1	2	3	4	5	6	7	8	9
CUSIP	Description	Code	Date Acquired	Rate of Interest	Maturity Date	Book/Adjusted Carrying Value	Amount of Interest Due and Accrued	Amount Received During Year
0109999999	Total - U.S. Government Bonds					0	0	0
0309999999	Total - All Other Government Bonds					0	0	0
0509999999	Total - U.S. States, Territories and Possessions Bonds					0	0	0
0709999999	Total - U.S. Political Subdivisions Bonds					0	0	0
0909999999	Total - U.S. Special Revenues Bonds					0	0	0
1109999999	Total - Industrial and Miscellaneous (Unaffiliated) Bonds					0	0	0
1309999999	Total - Hybrid Securities					0	0	0
1509999999	Total - Parent, Subsidiaries and Affiliates Bonds					0	0	0
1909999999	Subtotal - Unaffiliated Bank Loans					0	0	0
2419999999	Total - Issuer Obligations					0	0	0
2429999999	Total - Residential Mortgage-Backed Securities					0	0	0
2439999999	Total - Commercial Mortgage-Backed Securities					0	0	0
2449999999	Total - Other Loan-Backed and Structured Securities					0	0	0
2459999999	Total - SVO Identified Funds					0	0	0
2469999999	Total - Affiliated Bank Loans					0	0	0
2479999999	Total - Unaffiliated Bank Loans					0	0	0
2509999999	Total Bonds					0	0	0
09248U-71-8	BLACKROCK LIQUIDITY:TEMPFUND I		03/30/2023	0.000		12,478,683	0	0
261908-10-7	DREYFUS TREAS&AGEN CASH MGMT I		03/27/2023	0.000		65,847,824	0	0
316175-50-4	FIDELITY INSTIT TREASURY I GLAIC 140135		03/31/2023	0.000		70,150,000	0	0
38141W-32-3	GOLDMAN SACHS FS TREAS OBLIG I		03/31/2023	0.000		96,393,455	0	121
44330V-46-4	HSBC US TREASURY MONEY MARKET HSBC US TREAS FUND 6063		07/17/2019	0.000		1,000,000	0	10,166
825252-40-6	AIM STIT TREASURYCASH MGMT		01/19/2023	0.000		87,800,000	0	306,574
857492-55-7	STATE STREET INSTITUTIONAL TRE		03/30/2023	0.000		64,200,000	0	0
316175-50-4	FIDELITY FIMM FUNDS - GOVT PORT INSTL CL		03/31/2023	0.000		13,102,046	0	139,591
60934N-50-0	FEDERATED TRSY OBLIG INST 68		03/31/2023	0.000		457,000	0	244,630
8209999999	Subtotal - Exempt Money Market Mutual Funds - as Identified by the SVO					411,429,008	0	701,082
25160K-30-6	DEUTSCHE ASSET MANAGEMENT: CASH MANAGEMENT INSTITUTIONAL		03/30/2023	0.000		5,325,288	0	0
8309999999	Subtotal - All Other Money Market Mutual Funds					5,325,288	0	0
8609999999	Total Cash Equivalents					416,754,296	0	701,082

E 14