



LIFE, ACCIDENT AND HEALTH COMPANIES/FRATERNAL BENEFIT SOCIETIES - ASSOCIATION EDITION

QUARTERLY STATEMENT

AS OF MARCH 31, 2022

OF THE CONDITION AND AFFAIRS OF THE

GENWORTH LIFE INSURANCE COMPANY

NAIC Group Code 4011 (Current) 4011 (Prior) NAIC Company Code 70025 Employer's ID Number 91-6027719

Organized under the Laws of Delaware, State of Domicile or Port of Entry DE

Country of Domicile United States of America

Licensed as business type: Life, Accident and Health [X] Fraternal Benefit Societies []

Incorporated/Organized 09/28/1956 Commenced Business 10/01/1956

Statutory Home Office 251 Little Falls Drive (Street and Number) Wilmington, DE, US 19808 (City or Town, State, Country and Zip Code)

Main Administrative Office 6604 West Broad Street (Street and Number) Richmond, VA, US 23230 (City or Town, State, Country and Zip Code) 804-662-2400 (Area Code) (Telephone Number)

Mail Address 6604 West Broad Street (Street and Number or P.O. Box) Richmond, VA, US 23230 (City or Town, State, Country and Zip Code)

Primary Location of Books and Records 6604 West Broad Street (Street and Number) Richmond, VA, US 23230 (City or Town, State, Country and Zip Code) 804-662-2400 (Area Code) (Telephone Number)

Internet Website Address www.genworth.com

Statutory Statement Contact Kathryn Howard (Name) 804-662-2722 (Area Code) (Telephone Number) ComplianceARCOe.genworth@genworth.com (E-mail Address) 804-922-5547 (FAX Number)

OFFICERS

President & CEO Brian Keith Haendiges Treasurer Lisa Jones Baldyga Secretary Vidal Joaquin Torres Jr. Controller Keith Allen Willingham

OTHER

Vidal Joaquin Torres Jr., SVP & General Counsel Daniel Joseph Sheehan, IV, SVP & Chief Investment Officer Thomas Joseph McInerney, Sr. Vice President Angela Rene Simmons, SVP & Chief Financial Officer Michael Powers, SVP & Chief Information Officer

DIRECTORS OR TRUSTEES

Thomas Joseph McInerney Daniel Joseph Sheehan, IV Brian Keith Haendiges James Joseph Buddle Scott Gordon Goodman Angela Rene Simmons Eleanor Lynne Kitzman # Jose Daniel Saenz #

State of Virginia County of Powhatan SS:

The officers of this reporting entity being duly sworn, each depose and say that they are the described officers of said reporting entity, and that on the reporting period stated above, all of the herein described assets were the absolute property of the said reporting entity, free and clear from any liens or claims thereon, except as herein stated, and that this statement, together with related exhibits, schedules and explanations therein contained, annexed or referred to, is a full and true statement of all the assets and liabilities and of the condition and affairs of the said reporting entity as of the reporting period stated above, and of its income and deductions therefrom for the period ended, and have been completed in accordance with the NAIC Annual Statement Instructions and Accounting Practices and Procedures manual except to the extent that: (1) state law may differ; or, (2) that state rules or regulations require differences in reporting not related to accounting practices and procedures, according to the best of their information, knowledge and belief, respectively. Furthermore, the scope of this attestation by the described officers also includes the related corresponding electronic filing with the NAIC, when required, that is an exact copy (except for formatting differences due to electronic filing) of the enclosed statement. The electronic filing may be requested by various regulators in lieu of or in addition to the enclosed statement.

Brian Haendiges Signed on 2022/05/06 11:11:20 -8:00

Vidal Torres Signed on 2022/05/06 11:11:20 -8:00

Keith Willingham Signed on 2022/05/06 11:11:20 -8:00

Brian Keith Haendiges President & CEO

Vidal Joaquin Torres Jr. Sr. Vice President & Secretary

Keith Allen Willingham Vice President & Controller

Subscribed and sworn to before me this 6 May 2022

Kathryn R. Howard Signed on 2022/05/06 11:11:20 -8:00

Kathryn Howard April 30, 2025

- a. Is this an original filing? Yes [X] No [] b. If no, 1. State the amendment number..... 2. Date filed..... 3. Number of pages attached.....

Kathryn Ruth Howard Registration # 7564584 Electronic Notary Public Commonwealth of Virginia My commission expires the 30 day of Apr 2025 Notary Stamp 2022/05/06 11:11:20 PST C37A10F8E194

Notarial act performed by audio-visual communication



STATEMENT AS OF MARCH 31, 2022 OF GENWORTH LIFE INSURANCE COMPANY

ASSETS

	Current Statement Date			4 December 31 Prior Year Net Admitted Assets
	1 Assets	2 Nonadmitted Assets	3 Net Admitted Assets (Cols. 1 - 2)	
1. Bonds	30,395,243,834		30,395,243,834	30,682,614,797
2. Stocks:				
2.1 Preferred stocks	54,640,400		54,640,400	57,822,800
2.2 Common stocks	1,025,009,769	19,247	1,024,990,522	1,078,443,871
3. Mortgage loans on real estate:				
3.1 First liens	4,558,727,063		4,558,727,063	4,497,570,204
3.2 Other than first liens			0	0
4. Real estate:				
4.1 Properties occupied by the company (less \$ encumbrances)			0	0
4.2 Properties held for the production of income (less \$ encumbrances)			0	0
4.3 Properties held for sale (less \$ encumbrances)			0	0
5. Cash (\$(95,616,601)), cash equivalents (\$276,446,088) and short-term investments (\$)	180,829,487		180,829,487	187,255,936
6. Contract loans (including \$ premium notes)	1,543,870,274	1,550,544	1,542,319,730	1,551,880,951
7. Derivatives	1,477,490		1,477,490	284,900
8. Other invested assets	2,403,248,271		2,403,248,271	2,295,845,359
9. Receivables for securities	27,926,376	3,471,652	24,454,724	9,116,334
10. Securities lending reinvested collateral assets			0	0
11. Aggregate write-ins for invested assets	0	0	0	0
12. Subtotals, cash and invested assets (Lines 1 to 11)	40,190,972,964	5,041,443	40,185,931,521	40,360,835,152
13. Title plants less \$ charged off (for Title insurers only)			0	0
14. Investment income due and accrued	469,766,263		469,766,263	430,272,459
15. Premiums and considerations:				
15.1 Uncollected premiums and agents' balances in the course of collection	83,655,841	437,893	83,217,948	85,433,453
15.2 Deferred premiums, agents' balances and installments booked but deferred and not yet due (including \$ earned but unbilled premiums)	85,798,658	44,896	85,753,762	87,763,920
15.3 Accrued retrospective premiums (\$) and contracts subject to redetermination (\$)			0	0
16. Reinsurance:				
16.1 Amounts recoverable from reinsurers	69,746,148	539,062	69,207,086	42,364,528
16.2 Funds held by or deposited with reinsured companies	22,881,243		22,881,243	22,881,243
16.3 Other amounts receivable under reinsurance contracts	21,303,661		21,303,661	16,770,255
17. Amounts receivable relating to uninsured plans			0	0
18.1 Current federal and foreign income tax recoverable and interest thereon			0	0
18.2 Net deferred tax asset	617,643,417	412,945,795	204,697,622	223,856,193
19. Guaranty funds receivable or on deposit	26,283,690		26,283,690	26,287,826
20. Electronic data processing equipment and software	10,888,035	10,888,035	0	0
21. Furniture and equipment, including health care delivery assets (\$)			0	0
22. Net adjustment in assets and liabilities due to foreign exchange rates			0	0
23. Receivables from parent, subsidiaries and affiliates	203,467		203,467	78,070
24. Health care (\$) and other amounts receivable			0	0
25. Aggregate write-ins for other than invested assets	61,918,784	42,226,757	19,692,027	15,011,447
26. Total assets excluding Separate Accounts, Segregated Accounts and Protected Cell Accounts (Lines 12 to 25)	41,661,062,171	472,123,881	41,188,938,290	41,311,554,546
27. From Separate Accounts, Segregated Accounts and Protected Cell Accounts	9,105,969		9,105,969	9,445,019
28. Total (Lines 26 and 27)	41,670,168,140	472,123,881	41,198,044,259	41,320,999,565
DETAILS OF WRITE-INS				
1101.			0	0
1102.			0	0
1103.				
1198. Summary of remaining write-ins for Line 11 from overflow page	0	0	0	0
1199. Totals (Lines 1101 through 1103 plus 1198)(Line 11 above)	0	0	0	0
2501. Prepaid expenses	39,044,094	39,044,094	0	0
2502. Commissions receivable	2,515,383	2,515,383	0	0
2503. Premium tax receivable	5,652,647	0	5,652,647	4,424,630
2598. Summary of remaining write-ins for Line 25 from overflow page	14,706,660	667,280	14,039,380	10,586,817
2599. Totals (Lines 2501 through 2503 plus 2598)(Line 25 above)	61,918,784	42,226,757	19,692,027	15,011,447

STATEMENT AS OF MARCH 31, 2022 OF GENWORTH LIFE INSURANCE COMPANY
LIABILITIES, SURPLUS AND OTHER FUNDS

	1 Current Statement Date	2 December 31 Prior Year
1. Aggregate reserve for life contracts \$7,073,630,221 less \$ included in Line 6.3 (including \$ Modco Reserve).....	7,073,630,221	7,191,104,418
2. Aggregate reserve for accident and health contracts (including \$ Modco Reserve).....	28,105,319,299	28,111,070,563
3. Liability for deposit-type contracts (including \$ Modco Reserve).....	310,959,793	319,966,820
4. Contract claims:		
4.1 Life	14,237,076	8,607,729
4.2 Accident and health	255,470,430	246,415,884
5. Policyholders' dividends/refunds to members \$ and coupons \$ due and unpaid		0
6. Provision for policyholders' dividends, refunds to members and coupons payable in following calendar year - estimated amounts:		
6.1 Policyholders' dividends and refunds to members apportioned for payment (including \$ Modco).....		
6.2 Policyholders' dividends and refunds to members not yet apportioned (including \$ Modco).....		
6.3 Coupons and similar benefits (including \$ Modco).....		
7. Amount provisionally held for deferred dividend policies not included in Line 6		
8. Premiums and annuity considerations for life and accident and health contracts received in advance less \$ discount; including \$86,720,743 accident and health premiums	88,402,424	78,359,462
9. Contract liabilities not included elsewhere:		
9.1 Surrender values on canceled contracts		
9.2 Provision for experience rating refunds, including the liability of \$ accident and health experience rating refunds of which \$ is for medical loss ratio rebate per the Public Health Service Act		
9.3 Other amounts payable on reinsurance, including \$2,472,341 assumed and \$63,284,865 ceded	65,757,206	67,570,120
9.4 Interest Maintenance Reserve	1,052,418,149	1,078,998,299
10. Commissions to agents due or accrued-life and annuity contracts \$309,097 , accident and health \$5,522,552 and deposit-type contract funds \$	5,831,649	4,824,773
11. Commissions and expense allowances payable on reinsurance assumed	413,754	383,575
12. General expenses due or accrued	236,357,994	235,900,467
13. Transfers to Separate Accounts due or accrued (net) (including \$ accrued for expense allowances recognized in reserves, net of reinsured allowances).....	(1,413,295)	(1,328,470)
14. Taxes, licenses and fees due or accrued, excluding federal income taxes	31,366,031	29,209,207
15.1 Current federal and foreign income taxes, including \$(1,764,869) on realized capital gains (losses).....	51,221,737	38,561,503
15.2 Net deferred tax liability		0
16. Unearned investment income	112,626	84,837
17. Amounts withheld or retained by reporting entity as agent or trustee	57,849,181	49,715,634
18. Amounts held for agents' account, including \$ agents' credit balances		
19. Remittances and items not allocated	12,813,015	15,612,582
20. Net adjustment in assets and liabilities due to foreign exchange rates		
21. Liability for benefits for employees and agents if not included above		
22. Borrowed money \$ and interest thereon \$		
23. Dividends to stockholders declared and unpaid		
24. Miscellaneous liabilities:		
24.01 Asset valuation reserve	737,484,978	719,793,149
24.02 Reinsurance in unauthorized and certified (\$) companies		0
24.03 Funds held under reinsurance treaties with unauthorized and certified (\$) reinsurers		
24.04 Payable to parent, subsidiaries and affiliates	9,645,647	15,888,183
24.05 Drafts outstanding		
24.06 Liability for amounts held under uninsured plans		
24.07 Funds held under coinsurance		
24.08 Derivatives	95,550	2,006,010
24.09 Payable for securities	29,447,190	579,341
24.10 Payable for securities lending		
24.11 Capital notes \$ and interest thereon \$		
25. Aggregate write-ins for liabilities	17,270,439	161,096,373
26. Total liabilities excluding Separate Accounts business (Lines 1 to 25)	38,154,691,094	38,374,420,459
27. From Separate Accounts Statement	9,105,969	9,445,019
28. Total liabilities (Lines 26 and 27)	38,163,797,063	38,383,865,478
29. Common capital stock	4,561,258	4,561,258
30. Preferred capital stock	300,000	300,000
31. Aggregate write-ins for other than special surplus funds	0	0
32. Surplus notes		0
33. Gross paid in and contributed surplus	3,978,715,795	3,978,715,795
34. Aggregate write-ins for special surplus funds		0
35. Unassigned funds (surplus)	(888,047,056)	(985,160,165)
36. Less treasury stock, at cost:		
36.1 shares common (value included in Line 29 \$).....	61,282,801	61,282,801
36.2 shares preferred (value included in Line 30 \$).....		
37. Surplus (Total Lines 31+32+33+34+35-36) (including \$ in Separate Accounts Statement)	3,029,385,938	2,932,272,829
38. Totals of Lines 29, 30 and 37	3,034,247,196	2,937,134,087
39. Totals of Lines 28 and 38 (Page 2, Line 28, Col. 3)	41,198,044,259	41,320,999,565
DETAILS OF WRITE-INS		
2501. Derivatives interest payable	70,439	133,373
2502. Derivatives collateral	17,200,000	160,963,000
2503.		
2598. Summary of remaining write-ins for Line 25 from overflow page	0	0
2599. Totals (Lines 2501 through 2503 plus 2598)(Line 25 above)	17,270,439	161,096,373
3101.		0
3102.		0
3103.		
3198. Summary of remaining write-ins for Line 31 from overflow page	0	0
3199. Totals (Lines 3101 through 3103 plus 3198)(Line 31 above)	0	0
3401.		0
3402.		0
3403.		
3498. Summary of remaining write-ins for Line 34 from overflow page	0	0
3499. Totals (Lines 3401 through 3403 plus 3498)(Line 34 above)	0	0

STATEMENT AS OF MARCH 31, 2022 OF GENWORTH LIFE INSURANCE COMPANY

SUMMARY OF OPERATIONS

	1 Current Year To Date	2 Prior Year To Date	3 Prior Year Ended December 31
1. Premiums and annuity considerations for life and accident and health contracts	565,661,153	575,170,097	2,350,028,758
2. Considerations for supplementary contracts with life contingencies	3,042,797	3,085,874	14,674,518
3. Net investment income	438,488,006	466,514,944	1,936,793,122
4. Amortization of Interest Maintenance Reserve (IMR)	21,572,535	21,577,703	88,298,700
5. Separate Accounts net gain from operations excluding unrealized gains or losses			0
6. Commissions and expense allowances on reinsurance ceded	28,883,054	30,186,177	120,118,474
7. Reserve adjustments on reinsurance ceded			0
8. Miscellaneous Income:			
8.1 Income from fees associated with investment management, administration and contract guarantees from Separate Accounts	16,065	18,284	73,377
8.2 Charges and fees for deposit-type contracts	155	280	925
8.3 Aggregate write-ins for miscellaneous income	190,692	128,958	615,608
9. Totals (Lines 1 to 8.3)	1,057,854,457	1,096,682,317	4,510,603,482
10. Death benefits	24,958,889	16,435,678	91,970,624
11. Matured endowments (excluding guaranteed annual pure endowments)	0		0
12. Annuity benefits	93,552,443	105,739,796	395,700,577
13. Disability benefits and benefits under accident and health contracts	557,892,854	520,514,792	2,139,656,720
14. Coupons, guaranteed annual pure endowments and similar benefits			0
15. Surrender benefits and withdrawals for life contracts	89,427,734	105,309,595	395,625,318
16. Group conversions	0		0
17. Interest and adjustments on contract or deposit-type contract funds	2,289,182	2,914,503	10,736,291
18. Payments on supplementary contracts with life contingencies	7,030,621	7,116,247	27,373,214
19. Increase in aggregate reserves for life and accident and health contracts	(123,225,461)	(77,882,361)	(365,098,744)
20. Totals (Lines 10 to 19)	651,926,262	680,148,250	2,695,964,000
21. Commissions on premiums, annuity considerations, and deposit-type contract funds (direct business only)	39,311,936	41,074,462	169,230,127
22. Commissions and expense allowances on reinsurance assumed	8,455,727	8,713,294	29,488,333
23. General insurance expenses and fraternal expenses	119,206,742	116,453,951	556,923,826
24. Insurance taxes, licenses and fees, excluding federal income taxes	15,059,645	17,072,121	65,245,414
25. Increase in loading on deferred and uncollected premiums	1,727,312	1,805,965	4,084,198
26. Net transfers to or (from) Separate Accounts net of reinsurance	(87,025)	(204,157)	(1,526,693)
27. Aggregate write-ins for deductions	0	0	0
28. Totals (Lines 20 to 27)	835,600,599	865,063,886	3,519,409,205
29. Net gain from operations before dividends to policyholders and federal income taxes (Line 9 minus Line 28)	222,253,858	231,618,431	991,194,277
30. Dividends to policyholders and refunds to members			0
31. Net gain from operations after dividends to policyholders, refunds to members and before federal income taxes (Line 29 minus Line 30)	222,253,858	231,618,431	991,194,277
32. Federal and foreign income taxes incurred (excluding tax on capital gains)	39,143,226	45,254,395	181,162,659
33. Net gain from operations after dividends to policyholders, refunds to members and federal income taxes and before realized capital gains or (losses) (Line 31 minus Line 32)	183,110,632	186,364,036	810,031,618
34. Net realized capital gains (losses) (excluding gains (losses) transferred to the IMR) less capital gains tax of \$ (427,554) (excluding taxes of \$ (1,331,138) transferred to the IMR)	(2,186,582)	(4,368,998)	18,775,440
35. Net income (Line 33 plus Line 34)	180,924,050	181,995,038	828,807,058
CAPITAL AND SURPLUS ACCOUNT			
36. Capital and surplus, December 31, prior year	2,937,134,087	2,122,985,203	2,122,985,203
37. Net income (Line 35)	180,924,050	181,995,038	828,807,058
38. Change in net unrealized capital gains (losses) less capital gains tax of \$ 9,461,291	(49,985,928)	53,005,228	143,449,882
39. Change in net unrealized foreign exchange capital gain (loss)	(3,109,375)	(2,334,418)	(5,112,056)
40. Change in net deferred income tax	(2,072,582)	5,908,691	24,101,613
41. Change in nonadmitted assets	(8,753,878)	9,967,330	47,879,721
42. Change in liability for reinsurance in unauthorized and certified companies	0		0
43. Change in reserve on account of change in valuation basis, (increase) or decrease	0		0
44. Change in asset valuation reserve	(17,691,829)	(49,760,835)	(218,269,834)
45. Change in treasury stock			0
46. Surplus (contributed to) withdrawn from Separate Accounts during period			
47. Other changes in surplus in Separate Accounts Statement			
48. Change in surplus notes			
49. Cumulative effect of changes in accounting principles			
50. Capital changes:			
50.1 Paid in			
50.2 Transferred from surplus (Stock Dividend)			
50.3 Transferred to surplus			
51. Surplus adjustment:			
51.1 Paid in	0	0	0
51.2 Transferred to capital (Stock Dividend)			
51.3 Transferred from capital			
51.4 Change in surplus as a result of reinsurance	(2,197,349)	(2,130,735)	(6,707,500)
52. Dividends to stockholders			
53. Aggregate write-ins for gains and losses in surplus	0	0	0
54. Net change in capital and surplus for the year (Lines 37 through 53)	97,113,109	196,650,299	814,148,884
55. Capital and surplus, as of statement date (Lines 36 + 54)	3,034,247,196	2,319,635,502	2,937,134,087
DETAILS OF WRITE-INS			
08.301. Miscellaneous income	190,692	128,958	615,608
08.302.			
08.303.			
08.398. Summary of remaining write-ins for Line 8.3 from overflow page	0	0	0
08.399. Totals (Lines 08.301 through 08.303 plus 08.398) (Line 8.3 above)	190,692	128,958	615,608
2701.			
2702.			
2703.			
2798. Summary of remaining write-ins for Line 27 from overflow page	0	0	0
2799. Totals (Lines 2701 through 2703 plus 2798)(Line 27 above)	0	0	0
5301.			
5302.			
5303.			
5398. Summary of remaining write-ins for Line 53 from overflow page	0	0	0
5399. Totals (Lines 5301 through 5303 plus 5398)(Line 53 above)	0	0	0

STATEMENT AS OF MARCH 31, 2022 OF GENWORTH LIFE INSURANCE COMPANY

CASH FLOW

	1 Current Year To Date	2 Prior Year To Date	3 Prior Year Ended December 31
Cash from Operations			
1. Premiums collected net of reinsurance	577,149,530	596,800,814	2,390,036,659
2. Net investment income	382,467,713	379,441,000	1,873,535,340
3. Miscellaneous income	26,892,617	46,202,964	114,100,884
4. Total (Lines 1 to 3)	986,509,860	1,022,444,778	4,377,672,883
5. Benefit and loss related payments	775,583,957	768,774,175	3,003,575,733
6. Net transfers to Separate Accounts, Segregated Accounts and Protected Cell Accounts	(2,200)	(62,102)	(1,205,694)
7. Commissions, expenses paid and aggregate write-ins for deductions	174,202,580	170,136,423	781,998,948
8. Dividends paid to policyholders	0	0	0
9. Federal and foreign income taxes paid (recovered) net of \$ tax on capital gains (losses)	24,724,299	2,136,896	199,608,907
10. Total (Lines 5 through 9)	974,508,636	940,985,392	3,983,977,894
11. Net cash from operations (Line 4 minus Line 10)	12,001,224	81,459,386	393,694,989
Cash from Investments			
12. Proceeds from investments sold, matured or repaid:			
12.1 Bonds	778,532,734	761,498,145	2,821,915,502
12.2 Stocks	543,571	10,144,268	15,922,990
12.3 Mortgage loans	61,590,260	90,652,189	483,586,149
12.4 Real estate	0	0	0
12.5 Other invested assets	33,975,296	33,919,946	145,477,272
12.6 Net gains or (losses) on cash, cash equivalents and short-term investments	0	0	0
12.7 Miscellaneous proceeds	30,559,849	35,333,257	114,888,112
12.8 Total investment proceeds (Lines 12.1 to 12.7)	905,201,710	931,547,805	3,581,790,025
13. Cost of investments acquired (long-term only):			
13.1 Bonds	472,965,854	847,187,173	2,509,960,330
13.2 Stocks	38,381,947	0	48,405,426
13.3 Mortgage loans	122,747,119	127,206,000	591,541,000
13.4 Real estate	0	0	0
13.5 Other invested assets	105,927,501	86,672,926	633,295,432
13.6 Miscellaneous applications	16,142,928	30,054,472	26,411,184
13.7 Total investments acquired (Lines 13.1 to 13.6)	756,165,349	1,091,120,571	3,809,613,372
14. Net increase (or decrease) in contract loans and premium notes	(9,561,221)	813,729	84,381,257
15. Net cash from investments (Line 12.8 minus Line 13.7 and Line 14)	158,597,582	(160,386,495)	(312,204,604)
Cash from Financing and Miscellaneous Sources			
16. Cash provided (applied):			
16.1 Surplus notes, capital notes	0	0	0
16.2 Capital and paid in surplus, less treasury stock	0	0	0
16.3 Borrowed funds	0	0	0
16.4 Net deposits on deposit-type contracts and other insurance liabilities	(22,546,372)	(19,839,836)	(144,258,448)
16.5 Dividends to stockholders	0	0	0
16.6 Other cash provided (applied)	(154,478,883)	(114,876,314)	(119,853,402)
17. Net cash from financing and miscellaneous sources (Line 16.1 through Line 16.4 minus Line 16.5 plus Line 16.6)	(177,025,255)	(134,716,150)	(264,111,850)
RECONCILIATION OF CASH, CASH EQUIVALENTS AND SHORT-TERM INVESTMENTS			
18. Net change in cash, cash equivalents and short-term investments (Line 11, plus Lines 15 and 17)	(6,426,449)	(213,643,259)	(182,621,465)
19. Cash, cash equivalents and short-term investments:			
19.1 Beginning of year	187,255,936	369,877,401	369,877,401
19.2 End of period (Line 18 plus Line 19.1)	180,829,487	156,234,142	187,255,936

Note: Supplemental disclosures of cash flow information for non-cash transactions:

20.0001. Securities exchange bond proceeds (Line 12.1)	(18,991,063)	(63,372,014)	(379,737,680)
20.0002. Securities exchange bonds acquired (Line 13.1)	(18,991,063)	(63,372,014)	(356,737,680)
20.0003. Securities exchange for surplus note acquired (Line 13.5)	0	0	(23,000,000)
20.0004. Bank loan conversions (Line 12.1)	0	(631,883)	(680,345)
20.0005. Bank loan conversions (Line 13.1)	0	(631,883)	(680,345)
20.0006. Interest capitalization (Line 2)	(4,294,867)	(4,655,141)	(18,898,175)
20.0007. Interest capitalization (Line 13.1)	(4,294,867)	(4,655,141)	(18,898,175)
20.0008. Return of capital (Line 12.5)	(95,711)	(2,280,669)	(2,826,570)
20.0009. Return of capital (Line 13.2)	(569,159)	(10,965,018)	(12,833,672)
20.0010. Return of capital (Line 2)	(473,448)	(8,684,349)	(10,007,101)

STATEMENT AS OF MARCH 31, 2022 OF GENWORTH LIFE INSURANCE COMPANY

Note: Supplemental disclosures of cash flow information for non-cash transactions:

20.0011. Transfer to surplus note (Line 12.1)	0	0	(152,110,223)
20.0012. Transfer from bonds (Line 13.5)	0	0	(152,110,223)
20.0013. Transfer to GLIC Real Estate Holding, LLC (Line 12.3)	0	0	(30,000,000)
20.0014. Transfer to GLIC Real Estate Holding, LLC (Line 13.5)	0	0	(30,000,000)

EXHIBIT 1**DIRECT PREMIUMS AND DEPOSIT-TYPE CONTRACTS**

	1 Current Year To Date	2 Prior Year To Date	3 Prior Year Ended December 31
1. Industrial life			0
2. Ordinary life insurance	60,358,966	62,912,222	245,338,075
3. Ordinary individual annuities	597,031	886,682	2,732,131
4. Credit life (group and individual)			0
5. Group life insurance	1,630,857	1,672,431	7,890,094
6. Group annuities	658,650	152,600	1,164,722
7. A & H - group	73,749,728	73,570,035	295,060,485
8. A & H - credit (group and individual)			0
9. A & H - other	520,924,868	543,008,252	2,229,968,378
10. Aggregate of all other lines of business	0	0	0
11. Subtotal (Lines 1 through 10)	657,920,100	682,202,222	2,782,153,885
12. Fraternal (Fraternal Benefit Societies Only)			0
13. Subtotal (Lines 11 through 12)	657,920,100	682,202,222	2,782,153,885
14. Deposit-type contracts	0	0	0
15. Total (Lines 13 and 14)	657,920,100	682,202,222	2,782,153,885
DETAILS OF WRITE-INS			
1001.			
1002.			
1003.			
1098. Summary of remaining write-ins for Line 10 from overflow page	0	0	0
1099. Totals (Lines 1001 through 1003 plus 1098)(Line 10 above)	0	0	0

NOTES TO THE FINANCIAL STATEMENTS

Note#	Description	Page
1	Summary of Significant Accounting Policies and Going Concern	7. 1
2	Accounting Changes and Corrections of Errors	7. 1
3	Business Combinations and Goodwill	7. 1
4	Discontinued Operations	7. 1
5	Investments	7. 1
6	Joint Ventures, Partnerships and Limited Liability Companies	7. 2
7	Investment Income	7. 2
8	Derivative Instruments	7. 2
9	Income Taxes	7. 3
10	Information Concerning Parent, Subsidiaries, Affiliates and Other Related Parties	7. 3
11	Debt	7. 3
12	Retirement Plans, Deferred Compensation, Postemployment Benefits and Compensated Absences and Other Postretirement Benefit Plans	7. 5
13	Capital and Surplus, Dividend Restrictions and Quasi-Reorganizations	7. 5
14	Liabilities, Contingencies and Assessments	7. 5
15	Leases	7. 6
16	Information About Financial Instruments With Off-Balance Sheet Risk And Financial Instruments With Concentrations of Credit Risk	7. 6
17	Sale, Transfer and Servicing of Financial Assets and Extinguishments of Liabilities	7. 6
18	Gain or Loss to the Reporting Entity from Uninsured Plans and the Uninsured Portion of Partially Insured Plans	7. 6
19	Direct Premium Written/Produced by Managing General Agents/Third Party Administrators	7. 6
20	Fair Value Measurements	7. 6
21	Other Items	7. 8
22	Events Subsequent	7. 9
23	Reinsurance	7. 9
24	Retrospectively Rated Contracts & Contracts Subject to Redetermination	7. 9
25	Change in Incurred Losses and Loss Adjustment Expenses	7. 9
26	Intercompany Pooling Arrangements	7. 9
27	Structured Settlements	7. 9
28	Health Care Receivables	7. 9
29	Participating Policies	7. 9
30	Premium Deficiency Reserves	7. 9
31	Reserves for Life Contracts and Annuity Contracts	7. 9
32	Analysis of Annuity Actuarial Reserves and Deposit Type Contract Liabilities by Withdrawal Characteristics	7. 9
33	Analysis of Life Actuarial Reserves by Withdrawal Characteristics	7. 9
34	Premiums and Annuity Considerations Deferred and Uncollected	7. 10
35	Separate Accounts	7. 10
36	Loss/Claim Adjustment Expenses	7. 10

NOTES TO THE FINANCIAL STATEMENTS

Note 1 - Summary of Significant Accounting Policies and Going Concern

A. Accounting Practices

The accompanying statutory financial statements of Genworth Life Insurance Company (the "Company") have been prepared on the basis of accounting practices prescribed or permitted by the State of Delaware Department of Insurance (the "Delaware Department").

The State of Delaware requires insurance companies domiciled in the state to prepare their statutory financial statements in accordance with the National Association of Insurance Commissioners' ("NAIC") Accounting Practices and Procedures Manual ("NAIC SAP") subject to any deviations prescribed or permitted by the Delaware Department.

A reconciliation of the Company's net income and capital and surplus between NAIC SAP and practices prescribed or permitted by the Delaware Department is shown below:

	SSAP #	F/S Page	F/S Line #	March 31, 2022	December 31, 2021
NET INCOME					
(1) Company state basis (Page 4, Line 35, Columns 1 & 3)	XXX	XXX	XXX	\$ 180,924,050	\$ 828,807,058
(2) State Prescribed Practices that are an increase/(decrease) from NAIC SAP:				—	—
(3) State Permitted Practices that are an increase/(decrease) from NAIC SAP:				—	—
(4) NAIC SAP (1-2-3=4)	XXX	XXX	XXX	<u>\$ 180,924,050</u>	<u>\$ 828,807,058</u>
SURPLUS					
(5) Company state basis (Page 3, Line 38, Columns 1 & 2)	XXX	XXX	XXX	\$ 3,034,247,196	\$ 2,937,134,087
(6) State Prescribed Practices that are an increase/(decrease) from NAIC SAP:				—	—
(7) State Permitted Practices that are an increase/(decrease) from NAIC SAP:				—	—
(8) NAIC SAP (5-6-7=8)	XXX	XXX	XXX	<u>\$ 3,034,247,196</u>	<u>\$ 2,937,134,087</u>

C. Accounting Policy

(6) Loan-backed bonds and structured securities ("LBaSS") other than non-agency residential mortgage-backed securities are stated at amortized cost using the scientific method except where the NAIC designation has fallen to 6 and the fair value has fallen below amortized cost, in which case they are carried at fair value. Amortization of LBaSS is based on prepayment assumptions that are updated at least annually. Significant changes of estimated cash flows from original purchase assumptions are accounted for using the retrospective adjustment method for all such securities except for securities for which the Company recorded other-than-temporary impairment ("OTTI") charges. For impaired securities, the Company stops amortization until the security begins performing as anticipated, at which time the Company applies the prospective methodology for amortization.

D. Going Concern

The Company's management does not have any doubts about the Company's ability to continue as a going concern within one year from the date the statutory financial statements were issued.

Note 2 - Accounting Changes and Corrections of Errors

None

Note 3 - Business Combinations and Goodwill

None

Note 4 - Discontinued Operations

None

Note 5 - Investments

D. Loan-Backed Securities

- (1) Prepayment assumptions for mortgage-backed/asset-backed structured securities were obtained from third-party providers, broker dealer research reports or internal estimates.
- (2) The Company had no loaned-backed securities with recognized OTTI where the Company had the intent to sell or does not have the intent and ability to retain the investment for a period of time sufficient to recover the amortized cost basis as of March 31, 2022.

NOTES TO THE FINANCIAL STATEMENTS

(3) The following table presents information about loan-backed securities with recognized OTTI as of March 31, 2022:

Cusip	Book/adjusted carrying value amortized cost before current period OTTI	Present value of projected cash flows	Recognized OTTI	Amortized cost after OTTI	Fair value at time of OTTI	Date of financial statement where reported
12624QAE3	\$ 1,998,702	\$ —	\$ 1,998,702	\$ —	\$ 1,595,105	March 31, 2022
Total for the quarter ended March 31, 2022			1,998,702			

(4) All impaired securities (fair value is less than cost or amortized cost) for which an OTTI has not been recognized in earnings as a realized loss (including securities with a recognized OTTI for non-interest related declines when a non-recognized interest related impairment remains) as of March 31, 2022:

a. The aggregate amount of unrealized losses:

1. Less than 12 months	\$ 28,862,335
2. 12 months or longer	3,964,536

b. The aggregate related fair value of securities with unrealized losses:

1. Less than 12 months	\$ 945,392,225
2. 12 months or longer	56,543,770

(5) The Company regularly evaluates securities in an unrealized loss position for OTTI. For debt securities, the Company considers all available information relevant to the collectability of the security, including information about past events, current conditions, and reasonable and supportable forecasts, when developing the estimate of cash flows expected to be collected. More specifically for mortgage-backed and asset-backed securities, the Company also utilizes performance indicators of the underlying assets including defaults or delinquency rates, loans to collateral value ratio, third-party credit enhancements, current levels of subordination, vintage and other relevant characteristics of the security or underlying assets to develop the Company's estimate of cash flows. Estimating the cash flows expected to be collected is a quantitative and qualitative process that incorporates information received from third-party sources along with certain internal assumptions and judgments regarding the future performance of the underlying collateral. Where possible, this data is benchmarked against third-party sources.

E. Dollar Repurchase Agreements and/or Securities Lending Transactions

None

F. Repurchase Agreements Transactions Accounted for as Secured Borrowing

None

G. Reverse Repurchase Agreements Transactions Accounted for as Secured Borrowing

None

H. Repurchase Agreements Transactions Accounted for as a Sale

None

I. Reverse Repurchase Agreements Transactions Accounted for as a Sale

None

M. Working Capital Finance Investments

None

N. Offsetting and Netting of Assets and Liabilities

None

R. Reporting Entity's Share of Cash Pool by Asset Type

None

Note 6 - Joint Ventures, Partnerships and Limited Liability Companies

No significant change.

Note 7 - Investment Income

No significant change.

Note 8 - Derivative Instruments

No significant change.

NOTES TO THE FINANCIAL STATEMENTS

Note 9 - Income Taxes

No significant change.

Note 10 - Information Concerning Parent, Subsidiaries, Affiliates and Other Related Parties

None

Note 11 - Debt

B. Federal Home Loan Bank ("FHLB") Agreements

(1) The Company is a member of the Federal Home Loan Bank of Pittsburgh ("FHLB Pittsburgh"). Through its membership, the Company had outstanding funding agreements with FHLB Pittsburgh in the amount of \$100,000,000 as of March 31, 2022, which related to total liabilities of \$100,046,684, of which \$46,684 was accrued interest. As of December 31, 2021, the amount of funding agreements issued to FHLB Pittsburgh was \$100,000,000 which related to total liabilities of \$100,025,702, of which \$25,702 was accrued interest. The Company uses these funds for liquidity management and asset-liability management in an investment spread strategy, consistent with its other investment spread programs. The Company records the funds under SSAP No. 52, *Deposit Type Contracts*, consistent with its accounting for other deposit type contracts. It is not part of the Company's strategy to utilize these funds for operations, and any funds obtained from the FHLB Pittsburgh for use in general operations would be accounted for under SSAP No. 15, *Debt and Holding Company Obligations*, as borrowed money. The Company currently has an internally calculated borrowing capacity of \$1.9 billion, which is lower than the stated limit from FHLB Pittsburgh.

(2) FHLB Capital Stock

The tables below indicate the amount of FHLB Pittsburgh stock purchased, collateral pledged, assets and liabilities related to the agreement with FHLB Pittsburgh as of March 31, 2022 and December 31, 2021.

a. Aggregate totals

1. As of March 31, 2022:

Membership Stock	1 Total (2+3)	2 General account	3 Separate accounts
(a) Membership stock – Class A	\$ —	\$ —	\$ —
(b) Membership stock – Class B	5,325,800	5,325,800	—
(c) Activity stock	4,000,000	4,000,000	—
(d) Excess stock	—	—	—
(e) Aggregate total (a+b+c+d)	9,325,800	9,325,800	—
(f) Actual or estimated borrowing capacity as determined by the insurer	1,900,000,000	XXX	XXX

2. As of December 31, 2021:

Membership Stock	1 Total (2+3)	2 General account	3 Separate accounts
(a) Membership stock – Class A	\$ —	\$ —	\$ —
(b) Membership stock – Class B	5,325,800	5,325,800	—
(c) Activity stock	4,000,000	4,000,000	—
(d) Excess stock	—	—	—
(e) Aggregate total (a+b+c+d)	9,325,800	9,325,800	—
(f) Actual or estimated borrowing capacity as determined by the insurer	1,900,000,000	XXX	XXX

b. Membership stock (Class A and B) eligible and not eligible for redemption as of March 31, 2022:

Membership stock	1 Current year total (2+3+4+5+6)	2 Not eligible for redemption	Eligible for redemption			
			3 Less than 6 months	4 6 months to less than 1 year	5 1 to less than 3 years	6 3 to 5 years
1. Class A	\$ —	\$ —	\$ —	\$ —	\$ —	\$ —
2. Class B	5,325,800	5,325,800	—	—	—	—

NOTES TO THE FINANCIAL STATEMENTS

(3) Collateral Pledged to FHLB

a. Amount pledged as of March 31, 2022 and December 31, 2021:

	Fair value	Carrying value	Aggregate total borrowing
1. Current year total general and separate accounts total collateral pledged (Lines 2+3)	\$ 288,249,532	\$ 253,096,843	\$ 100,000,000
2. Current year general account total collateral pledged	288,249,532	253,096,843	100,000,000
3. Current year separate accounts total collateral pledged	—	—	—
4. Prior year-end total general and separate accounts total collateral pledged	387,058,665	319,620,360	100,000,000

b. Maximum amount pledged during reporting period ending March 31, 2022 and December 31, 2021:

	Fair value	Carrying value	Amount borrowed at time of maximum collateral
1. Current year total general and separate accounts maximum collateral pledged (Lines 2+3)	\$ 382,613,808	\$ 319,616,746	\$ 100,000,000
2. Current year general account maximum collateral pledged	382,613,808	319,616,746	100,000,000
3. Current year separate accounts maximum collateral pledged	—	—	—
4. Prior year-end total general and separate accounts maximum collateral pledged	722,627,688	576,597,934	150,000,000

(4) Borrowing from FHLB

a. Amount as of the reporting date

1. As of March 31, 2022:

	1 Total (2+3)	2 General account	3 Separate accounts	4 Funding agreements reserves established
(a) Debt	\$ —	\$ —	\$ —	XXX
(b) Funding agreements	100,000,000	100,000,000	—	\$ 100,046,684
(c) Other	—	—	—	XXX
(d) Aggregate total (a+b+c)	\$ 100,000,000	\$ 100,000,000	\$ —	\$ 100,046,684

2. As of December 31, 2021:

	1 Total (2+3)	2 General account	3 Separate accounts	4 Funding agreements reserves established
(a) Debt	\$ —	\$ —	\$ —	XXX
(b) Funding agreements	100,000,000	100,000,000	—	\$ 100,025,702
(c) Other	—	—	—	XXX
(d) Aggregate total (a+b+c)	\$ 100,000,000	\$ 100,000,000	\$ —	\$ 100,025,702

b. Maximum amount during the reporting period ending March 31, 2022:

	1 Total (2+3)	2 General account	3 Separate accounts
1. Debt	\$ —	\$ —	\$ —
2. Funding agreements	100,046,684	100,046,684	—
3. Other	—	—	—
4. Aggregate total (Lines 1+2+3)	\$ 100,046,684	\$ 100,046,684	\$ —

c. FHLB – Prepayment obligations

	Does the company have prepayment obligations under the following arrangements (YES/NO)?
1. Debt	NO
2. Funding agreements	NO
3. Other	NO

NOTES TO THE FINANCIAL STATEMENTS

Note 12 - Retirement Plans, Deferred Compensation, Postemployment Benefits and Compensated Absences and Other Postretirement Benefit Plans

The Company has no employees; however, it is allocated costs for services provided by employees of affiliated companies.

A. Defined Benefit Plan

The Company does not have any employees.

Note 13 - Capital and Surplus, Dividend Restrictions and Quasi-Reorganizations

No significant change.

Note 14 - Liabilities, Contingencies and Assessments

On August 11, 2021, the Company and Genworth Life Insurance Company of New York ("GLICNY") received a request for pre-suit mediation related to a potential class action lawsuit that may be brought by five long-term care insurance ("LTC") policyholders, seeking to represent a nationwide class alleging that the defendants made misleading and inadequate disclosures regarding premium increases for LTC policies. The draft complaint asserts claims for breach of contract, conversion, and declaratory and injunctive relief, and seeks damages in excess of \$5,000,000. The Company and GLICNY participated in pre-suit mediation on November 8, 2021 and January 14-15, 2022. On January 15, 2022, the parties reached an agreement in principle to settle the dispute on a nationwide basis, subject to the negotiation and execution of a final settlement agreement, and Court approval thereof. On January 28, 2022, the complaint was filed in the United States District Court for the Eastern District of Virginia captioned *Fred Haney, Marsha Merrill, Sylvia Swanson, and Alan Wooten, individually, and on behalf of all others similarly situated v. Genworth Life Insurance Company and Genworth Life Insurance Company of New York*. The parties executed a settlement agreement consistent with the agreement in principle signed on January 15, 2022. On May 2, 2022, the Court preliminarily approved the settlement. The final approval hearing is scheduled for November 17, 2022. If the Court approves the settlement, the Company and GLICNY do not anticipate the result to have a material adverse impact on their results of operations or financial position. If the Court does not approve the final settlement, the Company and GLICNY intend to continue to vigorously defend this action.

In January 2021, the Company and GLICNY were named as defendants in a putative class action lawsuit pending in the United States District Court for the Eastern District of Virginia captioned *Judy Halcom, Hugh Penson, Harold Cherry, and Richard Landino, individually, and on behalf of all others similarly situated v. Genworth Life Insurance Company and Genworth Life Insurance Company of New York*. Plaintiffs seek to represent LTC policyholders, alleging that the defendants made misleading and inadequate disclosures regarding premium increases for LTC policies. The complaint asserts claims for breach of contract, conversion, and declaratory and injunctive relief, and seeks damages in excess of \$5,000,000. The trial is scheduled to commence on June 1, 2022. On June 18, 2021, following two days of mediation, the parties reached an agreement in principle to settle this matter on a nationwide basis and signed the settlement agreement on August 23, 2021. On August 31, 2021, the Court preliminarily approved the settlement. The final approval hearing occurred on February 9, 2022, and the parties are awaiting the Court's decision on final approval of the proposed settlement. If the Court approves the settlement, the Company and GLICNY do not anticipate the result to have a material adverse impact on their results of operations or financial position. If the Court does not approve the final settlement, the Company and GLICNY intend to vigorously defend this action.

In September 2018, Genworth Financial, Genworth Holdings, Genworth North America Corporation ("GNA"), Genworth Financial International Holdings, LLC ("GFIH"), and the Company (collectively, "Genworth") were named as defendants in a putative class action lawsuit pending in the Court of Chancery of the State of Delaware captioned *Richard F. Burkhart, William E. Kelly, Richard S. Lavery, Thomas R. Pratt, Gerald Green, individually and on behalf of all other persons similarly situated v. Genworth et al.* Plaintiffs allege that the Company paid dividends to its parent and engaged in certain reinsurance transactions causing it to maintain inadequate capital capable of meeting its obligations to its policyholders and agents. The complaint alleges causes of action for intentional fraudulent transfer and constructive fraudulent transfer, and seeks injunctive relief. Genworth moved to dismiss this action in December 2018. On January 29, 2019, plaintiffs exercised their right to amend their complaint. On March 12, 2019, Genworth moved to dismiss plaintiffs' amended complaint. On April 26, 2019, plaintiffs filed a memorandum in opposition to Genworth's motion to dismiss, which Genworth replied to on June 14, 2019. On August 7, 2019, plaintiffs filed a motion seeking to prevent proceeds that GFIH expected to receive from the then planned sale of its shares in Genworth MI Canada Inc. ("Genworth Canada") from being transferred out of GFIH. On September 11, 2019, plaintiffs filed a renewed motion seeking the same relief as their August 7, 2019 motion with an exception that allowed GFIH to transfer \$450,000,000 of expected proceeds from the sale of Genworth Canada through a dividend to Genworth Holdings to allow the pay off of a senior secured term loan facility dated March 7, 2018 among Genworth Holdings as the borrower, GFIH as the limited guarantor and the lending parties thereto. Oral arguments on Genworth's motion to dismiss and plaintiffs' motion occurred on October 21, 2019, and plaintiffs' motion was denied. On January 31, 2020, the Court granted in part Genworth's motion to dismiss, dismissing claims relating to \$395,000,000 in dividends the Company paid to its parent from 2012 to 2014 (out of the \$410,000,000 in total dividends subject to plaintiffs' claims). The Court denied the balance of the motion to dismiss leaving a claim relating to \$15,000,000 in dividends and unquantified claims relating to the 2016 termination of a reinsurance transaction. On March 27, 2020, Genworth filed its answer to plaintiffs' amended complaint. On May 26, 2021, the plaintiffs filed a second amended and supplemental class action complaint adding additional factual allegations and three new causes of action. On July 26, 2021, Genworth moved to dismiss the three new causes of action and answered the balance of the second amended and supplemental class action complaint. Plaintiffs filed an opposition to Genworth's motion to dismiss on September 30, 2021. The Court heard oral arguments on the motion on December 7, 2021, and ordered each party to file supplemental submissions, which were filed on January 28, 2022. On May 10, 2022, the Court granted Genworth's motion to dismiss the three new causes of action. On January 27, 2022, plaintiffs filed a motion for a preliminary injunction seeking to enjoin GFIH from transferring any assets to any affiliate, including paying any dividends to Genworth Holdings and to enjoin Genworth Holdings and Genworth Financial from transferring or distributing any value to Genworth Financial's shareholders. Genworth intends to continue to vigorously defend this action.

NOTES TO THE FINANCIAL STATEMENTS

Note 15 - Leases

No change.

Note 16 - Information About Financial Instruments With Off-Balance Sheet Risk And Financial Instruments With Concentrations of Credit Risk

No significant change.

Note 17 - Sale, Transfer and Servicing of Financial Assets and Extinguishments of Liabilities

B. Transfer and Servicing of Financial Assets

(2) – (3) None

(4) The Company did not have any securitizations, asset-based financing arrangements or similar transfers during the reporting period.

For retained interests held in the form of securities, the underlying assets that are held by the securitization trust have a principal amount outstanding of \$27,080,174 as of March 31, 2022 and include commercial mortgage loans that were originated by the Company. All of these commercial mortgage loans were derecognized upon transfer to the securitization entity in a prior period. The carrying value and fair value of the Company's retained interest in these assets transferred were \$20,296,536 and \$23,738,425, respectively, as of March 31, 2022. The fair value of these retained interests are developed primarily using Level 2 inputs based on observable market prices for similar instruments. The risks associated with the Company's retained interest include losses due to default and prepayment on the underlying commercial mortgage loans. The Company's maximum exposure to loss is represented by its carrying value of these retained interests, as there are no other implicit or explicit guarantees associated with the Company's on-going interest in these securitized assets.

C. Wash Sales

None

Note 18 - Gain or Loss to the Reporting Entity from Uninsured Plans and the Uninsured Portion of Partially Insured Plans

No significant change.

Note 19 - Direct Premium Written/Produced by Managing General Agents/Third Party Administrators

No significant change.

Note 20 - Fair Value Measurements

All assets and liabilities carried at fair value are classified and disclosed in one of the following three categories:

- Level 1—Quoted prices for identical instruments in active markets.
- Level 2—Quoted prices for similar instruments in active markets; quoted prices for identical or similar instruments in markets that are not active; and model-derived valuations whose inputs are observable or whose significant value drivers are observable.
- Level 3—Instruments whose significant value drivers are unobservable.

Refer to No. 4 below for discussion of valuation techniques.

NOTES TO THE FINANCIAL STATEMENTS

A. Fair Value Classifications

a. The following table sets forth the Company's assets and liabilities that were measured at fair value as of March 31, 2022:

Description for each class of asset or liability	Level 1	Level 2	Level 3	Net asset value (NAV)	Total
a. Assets at fair value					
Bonds					
Bank loans	\$ —	\$ —	\$ 13,066,354	\$ —	\$ 13,066,354
Total bonds	—	—	13,066,354	—	13,066,354
Preferred stock					
Industrial and miscellaneous	20,110,000	29,530,400	—	—	49,640,400
Total preferred stock	20,110,000	29,530,400	—	—	49,640,400
Common stock					
Industrial and miscellaneous	87,187,876	—	16,556,320	—	103,744,196
Total common stock	87,187,876	—	16,556,320	—	103,744,196
Cash equivalents					
Money market mutual funds	276,446,088	—	—	—	276,446,088
Total cash equivalents	276,446,088	—	—	—	276,446,088
Separate account assets	4,608,433	—	—	—	4,608,433
Total assets at fair value/NAV	\$ 388,352,397	\$ 29,530,400	\$ 29,622,674	\$ —	\$ 447,505,471

The following table sets forth the Company's assets and liabilities that were measured at fair value as of December 31, 2021:

Description for each class of asset or liability	Level 1	Level 2	Level 3	Net asset value (NAV)	Total
a. Assets at fair value					
Bonds					
Bank loans	\$ —	\$ —	\$ 13,475,614	\$ —	\$ 13,475,614
Total bonds	—	—	13,475,614	—	13,475,614
Preferred stock					
Industrial and miscellaneous	21,064,000	36,758,800	—	—	57,822,800
Total preferred stock	21,064,000	36,758,800	—	—	57,822,800
Common stock					
Industrial and miscellaneous	50,453,617	—	16,556,320	—	67,009,937
Total common stock	50,453,617	—	16,556,320	—	67,009,937
Cash equivalents					
Money market mutual funds	271,731,543	—	—	—	271,731,543
Total cash equivalents	271,731,543	—	—	—	271,731,543
Separate account assets	4,987,023	—	—	—	4,987,023
Total assets at fair value/NAV	\$ 348,236,183	\$ 36,758,800	\$ 30,031,934	\$ —	\$ 415,026,917

2. Level 3 Classifications

The following table presents additional information about assets and liabilities measured at fair value for which the Company has utilized significant unobservable (Level 3) inputs to determine fair value as of March 31, 2022:

Description	Beginning balance as of January 1, 2022	Transfers into Level 3	Transfers out of Level 3	Total gains and (losses) included in net income	Total gains and (losses) included in surplus	Purchases	Issuances	Sales	Settlements	Ending balance as of March 31, 2022
Assets:										
Bank loans	\$ 13,475,614	\$ —	\$ —	\$ —	\$ (409,260)	\$ —	\$ —	\$ —	\$ —	\$ 13,066,354
Common stock	16,556,320	—	—	—	—	—	—	—	—	16,556,320
Total Assets	\$ 30,031,934	\$ —	\$ —	\$ —	\$ (409,260)	\$ —	\$ —	\$ —	\$ —	\$ 29,622,674

The following table presents additional information about assets and liabilities measured at fair value for which the Company has utilized significant unobservable (Level 3) inputs to determine fair value as of December 31, 2021:

Description	Beginning balance as of January 1, 2021	Transfers into Level 3	Transfers out of Level 3	Total gains and (losses) included in net income	Total gains and (losses) included in surplus	Purchases	Issuances	Sales	Settlements	Ending balance as of December 31, 2021
Assets:										
Bank loans	\$ —	\$ 13,475,614	\$ —	\$ —	\$ —	\$ —	\$ —	\$ —	\$ —	\$ 13,475,614
Common stock	20,490,520	—	—	—	—	—	—	(3,934,200)	—	16,556,320
Total Assets	\$ 20,490,520	\$ 13,475,614	\$ —	\$ —	\$ —	\$ —	\$ —	\$ (3,934,200)	\$ —	\$ 30,031,934

Realized and unrealized gains (losses) on Level 3 assets and liabilities are primarily reported in either net income or change in net unrealized capital gains (losses) based on the appropriate accounting treatment for the instrument.

Purchases, sales, issuances and settlements represent the activity that occurred during the period that results in a change of the asset or liability but does not represent changes in fair value for the instruments held at the beginning of the year. Such activity primarily consists of purchases and settlements of derivative instruments.

NOTES TO THE FINANCIAL STATEMENTS

There were no gains or losses for the year included in net income attributable to unrealized gains (losses) related to assets still held as of the reporting date.

3. Transfers Between Levels

The Company reviews the fair value hierarchy classifications each reporting period. Changes in the observability of the valuation attributes may result in a reclassification of certain financial assets or liabilities. Such reclassifications are reported as transfers in and out of Level 3 at the beginning fair value for the reporting period.

4. Valuation Techniques and Inputs

The vast majority of long-term bonds use Level 2 inputs for the determination of fair value. These fair values are obtained primarily from industry-standard pricing methodologies based on market observable information. Certain structured securities valued using industry-standard pricing methodologies utilize significant unobservable inputs to estimate fair value, resulting in the fair value measurements being classified as Level 3. The Company also utilizes internally developed pricing models to produce estimates of fair value primarily utilizing Level 2 inputs along with certain Level 3 inputs. The internally developed models include matrix pricing where the Company discounts expected cash flows utilizing market interest rates obtained from market sources based on the credit quality and duration of the instrument to determine fair value. For securities that may not be reliably priced using internally developed pricing models, fair value is estimated using indicative market prices. These prices are indicative of an exit price, but the assumptions used to establish the fair value may not be observable, or corroborated by market observable information, and represent Level 3 inputs.

The valuation of interest rate swaps is determined using an income approach. The primary input into the valuation represents the forward interest rate swap curve, which is generally considered an observable input, and results in the derivative being classified as Level 2.

The valuation of cross currency swaps is determined using an income approach. The primary inputs into the valuation represent the forward interest rate swap curve and foreign currency exchange rates, both of which are considered an observable input, and results in the derivative being classified as Level 2.

The fair value of the majority of separate account assets is based on the quoted prices of the underlying fund investments and, therefore represents Level 1 pricing. The remaining separate account assets represent Level 2 pricing, as defined above.

C. Aggregate Fair Value of All Financial Instruments

The following table sets forth the Company's financial instruments fair values, admitted amounts and level of fair value amounts as of March 31, 2022:

Type of financial instrument	Aggregate fair value	Admitted assets	Level 1	Level 2	Level 3	Net asset (NAV)	Not practicable (Carrying value)
Bonds	\$ 32,375,224,996	\$ 30,395,243,834	\$ —	\$ 29,923,471,747	\$ 2,451,753,249	\$ —	\$ —
Preferred and common stocks	158,384,596	158,384,596	107,297,876	34,530,400	16,556,320	—	—
Mortgage loans	4,584,331,420	4,558,727,063	—	—	4,584,331,420	—	—
Other invested assets	407,179,440	373,441,636	—	407,179,440	—	—	—
Cash equivalents	276,446,088	276,446,088	276,446,088	—	—	—	—
Separate account assets	9,010,142	8,914,943	6,722,064	2,288,078	—	—	—
Derivative assets	102,759,220	1,477,490	—	102,759,220	—	—	—
Derivative liabilities	35,436,164	—	—	35,436,164	—	—	—

The following table sets forth the Company's financial instruments fair values, admitted amounts and level of fair value amounts as of December 31, 2021:

Type of financial instrument	Aggregate fair value	Admitted assets	Level 1	Level 2	Level 3	Net asset (NAV)	Not practicable (Carrying value)
Bonds	\$ 35,740,420,487	\$ 30,682,614,797	\$ —	\$ 33,145,530,551	\$ 2,594,889,936	\$ —	\$ —
Preferred and common stocks	124,832,737	124,832,737	71,517,617	36,758,800	16,556,320	—	—
Mortgage loans	4,738,213,453	4,497,570,204	—	—	4,738,213,453	—	—
Other invested assets	460,150,223	373,597,744	—	460,150,223	—	—	—
Cash equivalents	271,731,543	271,731,543	271,731,543	—	—	—	—
Separate account assets	9,457,071	9,299,468	7,100,648	2,356,423	—	—	—
Derivative assets	268,218,662	284,900	—	268,218,662	—	—	—
Derivative liabilities	1,108,154	—	—	1,108,154	—	—	—

D. None

E. None

Note 21 - Other Items

No significant change.

NOTES TO THE FINANCIAL STATEMENTS

Note 22 - Events Subsequent

There were no material events that occurred subsequent to March 31, 2022. Subsequent events have been considered through May 12, 2022, the date on which the statutory financial statements were issued.

Note 23 - Reinsurance

No significant change.

Note 24 - Retrospectively Rated Contracts & Contracts Subject to Redetermination

- E. Risk Sharing Provisions of the Affordable Care Act

None

Note 25 - Change in Incurred Losses and Loss Adjustment Expenses

- A. Reserves as of December 31, 2021, were \$8,225,511,260 for the Company's accident and health insurance line of business. As of March 31, 2022, \$520,362,654 has been paid for incurred claims and claim adjustment expenses attributable to insured events of prior years. Reserves remaining for prior years are now \$7,431,816,022 as of March 31, 2022. Therefore, there has been \$273,332,584 of favorable prior year development from December 31, 2021 to March 31, 2022.

The net interest accumulated on reserves less claims and expenses attributable to insured events of prior years was \$59,739,974. Therefore, there has been \$333,072,558 of favorable prior year development from December 31, 2021 to March 31, 2022, primarily related to favorable claim terminations mostly attributable to higher mortality, favorable development on prior year LTC incurred but not reported claims and favorable experience on LTC pending claims that did not become an active claim. Additionally, there were adjustments to claim and claim adjustment expense reserves and incurred but not reported reserves as described below.

As of March 31, 2022, the Company did not have any retrospectively rated policies.

- B. The Company regularly reviews its methodologies and assumptions in light of emerging experience and may be required to make adjustments to its LTC claim reserves in the future. The claim reserves are reviewed quarterly, and the Company conducts a detailed review of its claim reserve assumptions for its LTC business annually.

During the first quarter of 2022, the Company did not make any significant changes in assumptions or methodologies used to calculate its LTC claim and claim adjustment expense reserves, other than adjustments to claim and claim adjustment expense reserves and incurred but not reported reserves as described below.

COVID-19 significantly increased mortality on the Company's most vulnerable claimants and temporarily decreased the number of new claims submitted. To account for this change in experience due to COVID-19, the Company increased claim and claim adjustment expense reserves by \$134,060,460 and incurred but not reported reserves by \$69,886,097 as of December 31, 2021. In the first quarter of 2022, as the impacts of COVID-19 lessened, the Company reduced the incremental claim and claim adjustment expense reserves by \$9,491,771 and the incremental incurred but not reported reserves by \$25,854,421.

Note 26 - Intercompany Pooling Arrangements

None

Note 27 - Structured Settlements

None

Note 28 - Health Care Receivables

None

Note 29 - Participating Policies

None

Note 30 - Premium Deficiency Reserves

None

Note 31 - Reserves for Life Contracts and Annuity Contracts

No significant change.

Note 32 - Analysis of Annuity Actuarial Reserves and Deposit Type Contract Liabilities by Withdrawal Characteristics

No significant change.

Note 33 - Analysis of Life Actuarial Reserves by Withdrawal Characteristics

No significant change.

NOTES TO THE FINANCIAL STATEMENTS

Note 34 - Premiums and Annuity Considerations Deferred and Uncollected

No significant change.

Note 35 - Separate Accounts

No significant change.

Note 36 - Loss/Claim Adjustment Expenses

No significant change.

STATEMENT AS OF MARCH 31, 2022 OF GENWORTH LIFE INSURANCE COMPANY
GENERAL INTERROGATORIES

PART 1 - COMMON INTERROGATORIES

GENERAL

- 1.1 Did the reporting entity experience any material transactions requiring the filing of Disclosure of Material Transactions with the State of Domicile, as required by the Model Act? Yes [] No []
- 1.2 If yes, has the report been filed with the domiciliary state? Yes [] No []
- 2.1 Has any change been made during the year of this statement in the charter, by-laws, articles of incorporation, or deed of settlement of the reporting entity? Yes [] No []
- 2.2 If yes, date of change:
- 3.1 Is the reporting entity a member of an Insurance Holding Company System consisting of two or more affiliated persons, one or more of which is an insurer? Yes [] No []
 If yes, complete Schedule Y, Parts 1 and 1A.
- 3.2 Have there been any substantial changes in the organizational chart since the prior quarter end? Yes [] No []
- 3.3 If the response to 3.2 is yes, provide a brief description of those changes.
- 3.4 Is the reporting entity publicly traded or a member of a publicly traded group? Yes [] No []
- 3.5 If the response to 3.4 is yes, provide the CIK (Central Index Key) code issued by the SEC for the entity/group. 0001276520
- 4.1 Has the reporting entity been a party to a merger or consolidation during the period covered by this statement? Yes [] No []
- 4.2 If yes, provide the name of the entity, NAIC Company Code, and state of domicile (use two letter state abbreviation) for any entity that has ceased to exist as a result of the merger or consolidation.

1 Name of Entity	2 NAIC Company Code	3 State of Domicile
N/A		

5. If the reporting entity is subject to a management agreement, including third-party administrator(s), managing general agent(s), attorney-in-fact, or similar agreement, have there been any significant changes regarding the terms of the agreement or principals involved? Yes [] No [] N/A []
 If yes, attach an explanation.
- 6.1 State as of what date the latest financial examination of the reporting entity was made or is being made. 12/31/2018
- 6.2 State the as of date that the latest financial examination report became available from either the state of domicile or the reporting entity. This date should be the date of the examined balance sheet and not the date the report was completed or released. 12/31/2018
- 6.3 State as of what date the latest financial examination report became available to other states or the public from either the state of domicile or the reporting entity. This is the release date or completion date of the examination report and not the date of the examination (balance sheet date). 06/11/2020
- 6.4 By what department or departments?
 Delaware
- 6.5 Have all financial statement adjustments within the latest financial examination report been accounted for in a subsequent financial statement filed with Departments? Yes [] No [] N/A []
- 6.6 Have all of the recommendations within the latest financial examination report been complied with? Yes [] No [] N/A []
- 7.1 Has this reporting entity had any Certificates of Authority, licenses or registrations (including corporate registration, if applicable) suspended or revoked by any governmental entity during the reporting period? Yes [] No []
- 7.2 If yes, give full information:
 N/A
- 8.1 Is the company a subsidiary of a bank holding company regulated by the Federal Reserve Board? Yes [] No []
- 8.2 If response to 8.1 is yes, please identify the name of the bank holding company.
 N/A
- 8.3 Is the company affiliated with one or more banks, thrifts or securities firms? Yes [] No []
- 8.4 If response to 8.3 is yes, please provide below the names and location (city and state of the main office) of any affiliates regulated by a federal regulatory services agency [i.e. the Federal Reserve Board (FRB), the Office of the Comptroller of the Currency (OCC), the Federal Deposit Insurance Corporation (FDIC) and the Securities Exchange Commission (SEC)] and identify the affiliate's primary federal regulator.

1 Affiliate Name	2 Location (City, State)	3 FRB	4 OCC	5 FDIC	6 SEC
Capital Brokerage Corporation	Richmond, VA				YES

GENERAL INTERROGATORIES

- 9.1 Are the senior officers (principal executive officer, principal financial officer, principal accounting officer or controller, or persons performing similar functions) of the reporting entity subject to a code of ethics, which includes the following standards? Yes [X] No []
- (a) Honest and ethical conduct, including the ethical handling of actual or apparent conflicts of interest between personal and professional relationships;
- (b) Full, fair, accurate, timely and understandable disclosure in the periodic reports required to be filed by the reporting entity;
- (c) Compliance with applicable governmental laws, rules and regulations;
- (d) The prompt internal reporting of violations to an appropriate person or persons identified in the code; and
- (e) Accountability for adherence to the code.
- 9.11 If the response to 9.1 is No, please explain:
N/A
- 9.2 Has the code of ethics for senior managers been amended? Yes [] No [X]
- 9.21 If the response to 9.2 is Yes, provide information related to amendment(s).
N/A
- 9.3 Have any provisions of the code of ethics been waived for any of the specified officers? Yes [] No [X]
- 9.31 If the response to 9.3 is Yes, provide the nature of any waiver(s).
N/A

FINANCIAL

- 10.1 Does the reporting entity report any amounts due from parent, subsidiaries or affiliates on Page 2 of this statement? Yes [X] No []
- 10.2 If yes, indicate any amounts receivable from parent included in the Page 2 amount: \$0

INVESTMENT

- 11.1 Were any of the stocks, bonds, or other assets of the reporting entity loaned, placed under option agreement, or otherwise made available for use by another person? (Exclude securities under securities lending agreements.) Yes [] No [X]
- 11.2 If yes, give full and complete information relating thereto:
N/A
12. Amount of real estate and mortgages held in other invested assets in Schedule BA: \$113,362,026
13. Amount of real estate and mortgages held in short-term investments: \$0
- 14.1 Does the reporting entity have any investments in parent, subsidiaries and affiliates? Yes [X] No []
- 14.2 If yes, please complete the following:
- | | 1
Prior Year-End
Book/Adjusted
Carrying Value | 2
Current Quarter
Book/Adjusted
Carrying Value |
|---|--|---|
| 14.21 Bonds | \$0 | \$0 |
| 14.22 Preferred Stock | \$0 | \$0 |
| 14.23 Common Stock | \$1,011,453,356 | \$921,265,574 |
| 14.24 Short-Term Investments | \$0 | \$0 |
| 14.25 Mortgage Loans on Real Estate | \$0 | \$0 |
| 14.26 All Other | \$29,349,558 | \$30,690,626 |
| 14.27 Total Investment in Parent, Subsidiaries and Affiliates (Subtotal Lines 14.21 to 14.26) | \$1,040,802,914 | \$951,956,200 |
| 14.28 Total Investment in Parent included in Lines 14.21 to 14.26 above | \$ | \$ |
- 15.1 Has the reporting entity entered into any hedging transactions reported on Schedule DB? Yes [X] No []
- 15.2 If yes, has a comprehensive description of the hedging program been made available to the domiciliary state? Yes [X] No [] N/A []
If no, attach a description with this statement.
16. For the reporting entity's security lending program, state the amount of the following as of the current statement date:
- 16.1 Total fair value of reinvested collateral assets reported on Schedule DL, Parts 1 and 2. \$0
- 16.2 Total book adjusted/carrying value of reinvested collateral assets reported on Schedule DL, Parts 1 and 2. \$0
- 16.3 Total payable for securities lending reported on the liability page. \$0

STATEMENT AS OF MARCH 31, 2022 OF GENWORTH LIFE INSURANCE COMPANY
GENERAL INTERROGATORIES

17. Excluding items in Schedule E - Part 3 - Special Deposits, real estate, mortgage loans and investments held physically in the reporting entity's offices, vaults or safety deposit boxes, were all stocks, bonds and other securities, owned throughout the current year held pursuant to a custodial agreement with a qualified bank or trust company in accordance with Section 1, III - General Examination Considerations, F. Outsourcing of Critical Functions, Custodial or Safekeeping Agreements of the NAIC Financial Condition Examiners Handbook? Yes [X] No []
- 17.1 For all agreements that comply with the requirements of the NAIC Financial Condition Examiners Handbook, complete the following:

1 Name of Custodian(s)	2 Custodian Address
The Bank of New York Mellon	One Wall Street New York, NY 10286
Federal Home Loan Bank of Pittsburgh	601 Grant Street Pittsburgh, PA 15219-4455
Deutsche Bank	60 Wall Street, 27th Floor New York, NY 10005
The Bank of New York Mellon Corporate Trust, Insurance Trust	240 Greenwich Street, 7E Floor New York, NY 10286

- 17.2 For all agreements that do not comply with the requirements of the NAIC Financial Condition Examiners Handbook, provide the name, location and a complete explanation:

1 Name(s)	2 Location(s)	3 Complete Explanation(s)
N/A

- 17.3 Have there been any changes, including name changes, in the custodian(s) identified in 17.1 during the current quarter? Yes [] No [X]
- 17.4 If yes, give full information relating thereto:

1 Old Custodian	2 New Custodian	3 Date of Change	4 Reason
N/A

- 17.5 Investment management – Identify all investment advisors, investment managers, broker/dealers, including individuals that have the authority to make investment decisions on behalf of the reporting entity. For assets that are managed internally by employees of the reporting entity, note as such. ["...that have access to the investment accounts"; "...handle securities"]

1 Name of Firm or Individual	2 Affiliation
Western Asset Management Company, LLC	U.....
Antares Capital Advisers, LLC	U.....
Churchill Asset Management	U.....
Managed internally	I.....

- 17.5097 For those firms/individuals listed in the table for Question 17.5, do any firms/individuals unaffiliated with the reporting entity (i.e. designated with a "U") manage more than 10% of the reporting entity's invested assets? Yes [] No [X]

- 17.5098 For firms/individuals unaffiliated with the reporting entity (i.e. designated with a "U") listed in the table for Question 17.5, does the total assets under management aggregate to more than 50% of the reporting entity's invested assets? Yes [] No [X]

- 17.6 For those firms or individuals listed in the table for 17.5 with an affiliation code of "A" (affiliated) or "U" (unaffiliated), provide the information for the table below.

1 Central Registration Depository Number	2 Name of Firm or Individual	3 Legal Entity Identifier (LEI)	4 Registered With	5 Investment Management Agreement (IMA) Filed
110441	Western Asset Management Company, LLC	549300C5A561UXU1CN46	SEC	NO.....
281998	Antares Capital Advisers, LLC	SEC	NO.....
175092	Churchill Asset Management	SEC

- 18.1 Have all the filing requirements of the Purposes and Procedures Manual of the NAIC Investment Analysis Office been followed? Yes [X] No []

- 18.2 If no, list exceptions:
N/A

19. By self-designating 5GI securities, the reporting entity is certifying the following elements for each self-designated 5GI security:
- a. Documentation necessary to permit a full credit analysis of the security does not exist or an NAIC CRP credit rating for an FE or PL security is not available.
 - b. Issuer or obligor is current on all contracted interest and principal payments.
 - c. The insurer has an actual expectation of ultimate payment of all contracted interest and principal.
- Has the reporting entity self-designated 5GI securities? Yes [] No [X]

20. By self-designating PLGI securities, the reporting entity is certifying the following elements of each self-designated PLGI security:
- a. The security was purchased prior to January 1, 2018.
 - b. The reporting entity is holding capital commensurate with the NAIC Designation reported for the security.
 - c. The NAIC Designation was derived from the credit rating assigned by an NAIC CRP in its legal capacity as a NRSRO which is shown on a current private letter rating held by the insurer and available for examination by state insurance regulators.
 - d. The reporting entity is not permitted to share this credit rating of the PL security with the SVO.
- Has the reporting entity self-designated PLGI securities? Yes [X] No []

21. By assigning FE to a Schedule BA non-registered private fund, the reporting entity is certifying the following elements of each self-designated FE fund:
- a. The shares were purchased prior to January 1, 2019.
 - b. The reporting entity is holding capital commensurate with the NAIC Designation reported for the security.
 - c. The security had a public credit rating(s) with annual surveillance assigned by an NAIC CRP in its legal capacity as an NRSRO prior to January 1, 2019.
 - d. The fund only or predominantly holds bonds in its portfolio.
 - e. The current reported NAIC Designation was derived from the public credit rating(s) with annual surveillance assigned by an NAIC CRP in its legal capacity as an NRSRO.
 - f. The public credit rating(s) with annual surveillance assigned by an NAIC CRP has not lapsed.
- Has the reporting entity assigned FE to Schedule BA non-registered private funds that complied with the above criteria? Yes [] No [X]

GENERAL INTERROGATORIES

PART 2 - LIFE AND ACCIDENT AND HEALTH COMPANIES/FRATERNAL BENEFIT SOCIETIES

Life and Accident Health Companies/Fraternal Benefit Societies:

1. Report the statement value of mortgage loans at the end of this reporting period for the following categories: 1
Amount
- 1.1 Long-Term Mortgages In Good Standing
- 1.11 Farm Mortgages \$
- 1.12 Residential Mortgages \$
- 1.13 Commercial Mortgages \$ 4,558,727,064
- 1.14 Total Mortgages in Good Standing \$ 4,558,727,064
- 1.2 Long-Term Mortgages In Good Standing with Restructured Terms
- 1.21 Total Mortgages in Good Standing with Restructured Terms \$
- 1.3 Long-Term Mortgage Loans Upon which Interest is Overdue more than Three Months
- 1.31 Farm Mortgages \$
- 1.32 Residential Mortgages \$
- 1.33 Commercial Mortgages \$
- 1.34 Total Mortgages with Interest Overdue more than Three Months \$ 0
- 1.4 Long-Term Mortgage Loans in Process of Foreclosure
- 1.41 Farm Mortgages \$
- 1.42 Residential Mortgages \$
- 1.43 Commercial Mortgages \$
- 1.44 Total Mortgages in Process of Foreclosure \$ 0
- 1.5 Total Mortgage Loans (Lines 1.14 + 1.21 + 1.34 + 1.44) (Page 2, Column 3, Lines 3.1 + 3.2) \$ 4,558,727,064
- 1.6 Long-Term Mortgages Foreclosed, Properties Transferred to Real Estate in Current Quarter
- 1.61 Farm Mortgages \$
- 1.62 Residential Mortgages \$
- 1.63 Commercial Mortgages \$
- 1.64 Total Mortgages Foreclosed and Transferred to Real Estate \$ 0
2. Operating Percentages:
- 2.1 A&H loss percent 99.700 %
- 2.2 A&H cost containment percent 0.100 %
- 2.3 A&H expense percent excluding cost containment expenses 26.200 %
- 3.1 Do you act as a custodian for health savings accounts? Yes [] No [X]
- 3.2 If yes, please provide the amount of custodial funds held as of the reporting date \$
- 3.3 Do you act as an administrator for health savings accounts? Yes [] No [X]
- 3.4 If yes, please provide the balance of the funds administered as of the reporting date \$
4. Is the reporting entity licensed or chartered, registered, qualified, eligible or writing business in at least two states? Yes [X] No []
- 4.1 If no, does the reporting entity assume reinsurance business that covers risks residing in at least one state other than the state of domicile of the reporting entity? Yes [] No []

Fraternal Benefit Societies Only:

- 5.1 In all cases where the reporting entity has assumed accident and health risks from another company, provisions should be made in this statement on account of such reinsurances for reserve equal to that which the original company would have been required to establish had it retained the risks. Has this been done? Yes [] No [] N/A []
- 5.2 If no, explain:
.....
- 6.1 Does the reporting entity have outstanding assessments in the form of liens against policy benefits that have increased surplus? Yes [] No []
- 6.2 If yes, what is the date(s) of the original lien and the total outstanding balance of liens that remain in surplus?

Date	Outstanding Lien Amount
.....

STATEMENT AS OF MARCH 31, 2022 OF GENWORTH LIFE INSURANCE COMPANY

SCHEDULE S - CEDED REINSURANCE

Showing All New Reinsurance Treaties - Current Year to Date

1 NAIC Company Code	2 ID Number	3 Effective Date	4 Name of Reinsurer	5 Domiciliary Jurisdiction	6 Type of Reinsurance Ceded	7 Type of Business Ceded	8 Type of Reinsurer	9 Certified Reinsurer Rating (1 through 6)	10 Effective Date of Certified Reinsurer Rating
NONE									

STATEMENT AS OF MARCH 31, 2022 OF GENWORTH LIFE INSURANCE COMPANY
SCHEDULE T - PREMIUMS AND ANNUITY CONSIDERATIONS

Current Year To Date - Allocated by States and Territories

States, Etc.	1	Life Contracts		Direct Business Only			7	
		2	3	4	5	6		
	Active Status (a)	Life Insurance Premiums	Annuity Considerations	Accident and Health Insurance Premiums, Including Policy, Membership and Other Fees	Other Considerations	Total Columns 2 Through 5	Deposit-Type Contracts	
1. Alabama	AL	L	791,214	0	7,608,437	0	8,399,651	
2. Alaska	AK	L	77,852	0	837,076	0	914,928	
3. Arizona	AZ	L	1,120,367	300	11,349,165	0	12,469,832	
4. Arkansas	AR	L	506,993	0	3,343,800	0	3,850,793	
5. California	CA	L	8,561,892	296,450	64,491,889	0	73,350,231	
6. Colorado	CO	L	1,170,338	14,000	13,358,735	0	14,543,073	
7. Connecticut	CT	L	1,309,487	19,000	14,312,077	0	15,640,564	
8. Delaware	DE	L	231,468	300	2,776,199	0	3,007,967	
9. District of Columbia	DC	L	117,718	0	1,556,782	0	1,674,500	
10. Florida	FL	L	5,010,702	25,075	39,376,580	0	44,412,357	
11. Georgia	GA	L	2,283,217	61,200	16,938,761	0	19,283,178	
12. Hawaii	HI	L	407,876	7,000	3,519,514	0	3,934,390	
13. Idaho	ID	L	298,222	100	1,865,114	0	2,163,436	
14. Illinois	IL	L	2,270,990	59,351	22,155,995	0	24,486,336	
15. Indiana	IN	L	1,020,889	0	9,439,957	0	10,460,846	
16. Iowa	IA	L	528,700	0	8,375,424	0	8,904,124	
17. Kansas	KS	L	482,702	2,550	5,913,673	0	6,398,925	
18. Kentucky	KY	L	576,322	150	7,391,702	0	7,968,174	
19. Louisiana	LA	L	574,909	123,572	4,070,674	0	4,769,155	
20. Maine	ME	L	186,312	0	2,916,878	0	3,103,190	
21. Maryland	MD	L	1,237,496	1,050	16,177,979	0	17,416,525	
22. Massachusetts	MA	L	1,362,971	0	17,572,452	0	18,935,423	
23. Michigan	MI	L	2,120,534	2,775	12,085,047	0	14,208,356	
24. Minnesota	MN	L	1,936,363	2,680	16,765,131	0	18,704,174	
25. Mississippi	MS	L	539,971	1,080	2,331,917	0	2,872,968	
26. Missouri	MO	L	1,040,854	1,200	11,248,321	0	12,290,375	
27. Montana	MT	L	145,158	0	1,442,935	0	1,588,093	
28. Nebraska	NE	L	448,742	0	7,629,685	0	8,078,427	
29. Nevada	NV	L	451,768	1,200	3,301,754	0	3,754,722	
30. New Hampshire	NH	L	348,335	0	3,311,879	0	3,660,214	
31. New Jersey	NJ	L	1,888,059	239,250	22,625,734	0	24,753,043	
32. New Mexico	NM	L	213,939	12,000	2,684,572	0	2,910,511	
33. New York	NY	N	359,479	4,800	2,167,235	0	2,531,514	
34. North Carolina	NC	L	3,130,978	7,800	21,647,683	0	24,786,461	
35. North Dakota	ND	L	251,067	0	1,609,090	0	1,860,157	
36. Ohio	OH	L	1,976,207	5,000	19,094,613	0	21,075,820	
37. Oklahoma	OK	L	538,277	0	4,128,339	0	4,666,616	
38. Oregon	OR	L	595,236	3,600	6,069,713	0	6,668,549	
39. Pennsylvania	PA	L	2,194,455	41,700	29,192,769	0	31,428,924	
40. Rhode Island	RI	L	275,112	16,800	2,207,792	0	2,499,704	
41. South Carolina	SC	L	1,280,316	47,955	11,286,662	0	12,614,933	
42. South Dakota	SD	L	421,076	1,200	3,183,314	0	3,605,590	
43. Tennessee	TN	L	1,482,052	0	12,783,768	0	14,265,820	
44. Texas	TX	L	4,042,550	175,842	33,178,209	0	37,396,601	
45. Utah	UT	L	518,831	0	2,122,876	0	2,641,707	
46. Vermont	VT	L	159,022	0	1,752,951	0	1,911,973	
47. Virginia	VA	L	2,507,595	62,700	26,586,313	0	29,156,608	
48. Washington	WA	L	1,077,626	18,000	16,234,111	0	17,329,737	
49. West Virginia	WV	L	194,486	0	1,529,523	0	1,724,009	
50. Wisconsin	WI	L	1,174,544	0	9,950,220	0	11,124,764	
51. Wyoming	WY	L	97,639	0	1,310,883	0	1,408,522	
52. American Samoa	AS	N	1,092	0	0	0	1,092	
53. Guam	GU	N	525	0	0	0	525	
54. Puerto Rico	PR	L	5,997	0	425	0	6,422	
55. U.S. Virgin Islands	VI	L	2,858	0	1,284	0	4,142	
56. Northern Mariana Islands	MP	N	0	0	0	0	0	
57. Canada	CAN	N	231	0	0	0	231	
58. Aggregate Other Aliens	OT	XXX	0	0	0	0	0	0
59. Subtotal	XXX		61,549,611	1,255,680	564,813,611	0	627,618,902	0
90. Reporting entity contributions for employee benefits plans	XXX		0	0	0	0	0	0
91. Dividends or refunds applied to purchase paid-up additions and annuities	XXX		0	0	0	0	0	0
92. Dividends or refunds applied to shorten endowment or premium paying period	XXX		0	0	0	0	0	0
93. Premium or annuity considerations waived under disability or other contract provisions	XXX		15,080	0	39,797,196	0	39,812,276	0
94. Aggregate or other amounts not allocable by State	XXX		0	0	0	0	0	0
95. Totals (Direct Business)	XXX		61,564,691	1,255,680	604,610,807	0	667,431,178	0
96. Plus Reinsurance Assumed	XXX		21,333,121	0	61,904,710	0	83,237,831	0
97. Totals (All Business)	XXX		82,897,812	1,255,680	666,515,517	0	750,669,009	0
98. Less Reinsurance Ceded	XXX		71,372,786	658,650	99,997,435	0	172,028,871	0
99. Totals (All Business) less Reinsurance Ceded	XXX		11,525,026	597,030	566,518,082	0	578,640,138	0
DETAILS OF WRITE-INS								
58001.	XXX							
58002.	XXX							
58003.	XXX							
58998. Summary of remaining write-ins for Line 58 from overflow page	XXX		0	0	0	0	0	0
58999. Totals (Lines 58001 through 58003 plus 58998)(Line 58 above)	XXX		0	0	0	0	0	0
9401.	XXX							
9402.	XXX							
9403.	XXX							
9498. Summary of remaining write-ins for Line 94 from overflow page	XXX		0	0	0	0	0	0
9499. Totals (Lines 9401 through 9403 plus 9498)(Line 94 above)	XXX		0	0	0	0	0	0

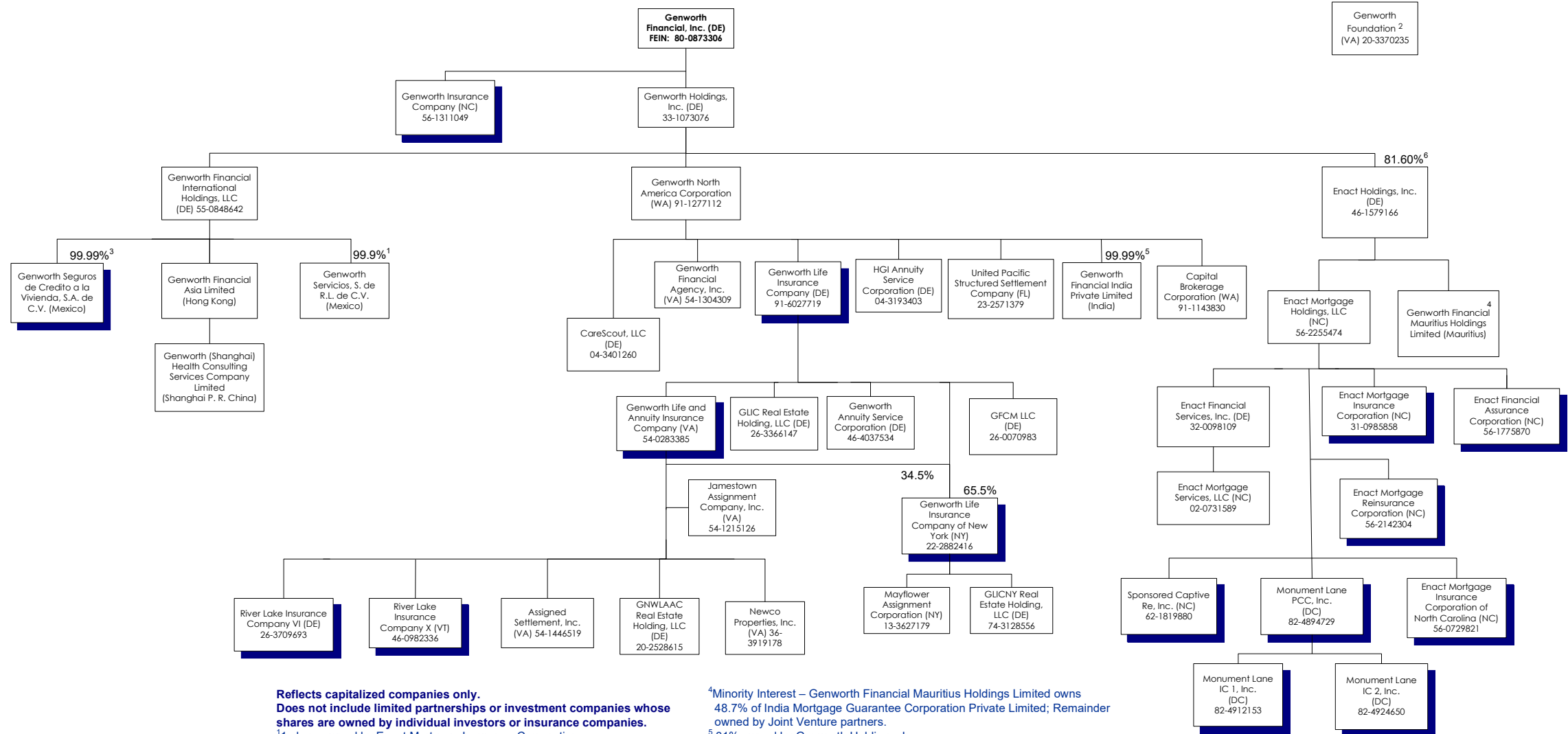
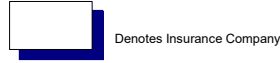
(a) Active Status Counts:

L - Licensed or Chartered - Licensed Insurance carrier or domiciled RRG..... 52 R - Registered - Non-domiciled RRGs..... 0
E - Eligible - Reporting entities eligible or approved to write surplus lines in the state..... 0 Q - Qualified - Qualified or accredited reinsurer..... 0
N - None of the above - Not allowed to write business in the state..... 5

STATEMENT AS OF MARCH 31, 2022 OF GENWORTH LIFE INSURANCE COMPANY

SCHEDULE Y – INFORMATION CONCERNING ACTIVITIES OF INSURER MEMBERS OF A HOLDING COMPANY GROUP
PART 1 – ORGANIZATIONAL CHART

Genworth Financial, Inc.
Global Organizational Chart
As of March 31, 2022
Common Stock Ownership Only - 100% unless otherwise indicated



Reflects capitalized companies only. Does not include limited partnerships or investment companies whose shares are owned by individual investors or insurance companies.

¹ share owned by Enact Mortgage Insurance Corporation.
²No shareholders.
³.01% owned by Enact Mortgage Insurance Corporation.

⁴Minority Interest – Genworth Financial Mauritius Holdings Limited owns 48.7% of India Mortgage Guarantee Corporation Private Limited; Remainder owned by Joint Venture partners.

⁵.01% owned by Genworth Holdings, Inc.
⁶~9% investment vehicles managed by Bayview Asset Management, LLC; Remainder publicly owned.

STATEMENT AS OF MARCH 31, 2022 OF GENWORTH LIFE INSURANCE COMPANY

SCHEDULE Y
PART 1A - DETAIL OF INSURANCE HOLDING COMPANY SYSTEM

1	2	3	4	5	6	7	8	9	10	11	12	13	14	15	16
Group Code	Group Name	NAIC Company Code	ID Number	Federal RSSD	CIK	Name of Securities Exchange if Publicly Traded (U.S. or International)	Names of Parent, Subsidiaries Or Affiliates	Domi-ciliary Location	Relation-ship to Reporting Entity	Directly Controlled by (Name of Entity/Person)	Type of Control (Ownership, Board, Management, Attorney-in-Fact, Influence, Other)	If Control is Ownership Provide Percentage	Ultimate Controlling Entity(ies)/Person(s)	Is an SCA Filing Re-quired? (Yes/No)	*
		.0000	54-1446519				Assigned Settlement, Inc.	VA	NIA	Genworth Life and Annuity Insurance Company	Ownership	100.000	Genworth Financial, Inc.	YES	
		.0000	91-1143830				Capital Brokerage Corporation	WA	NIA	Genworth North America Corporation	Ownership	100.000	Genworth Financial, Inc.	NO	
		.0000	04-3401260				CareScout, LLC	DE	NIA	Genworth North America Corporation	Ownership	100.000	Genworth Financial, Inc.	NO	
.4011	Genworth Financial, Inc.	.37095	56-1775870				Enact Financial Assurance Corporation	NC	IA	Enact Mortgage Holdings, LLC	Ownership	100.000	Genworth Financial, Inc.	NO	
		.0000	32-0098109				Enact Financial Services, Inc.	DE	NIA	Enact Mortgage Holdings, LLC	Ownership	100.000	Genworth Financial, Inc.	NO	
		.0000	46-1579166		0001823529	NASDAQ	Enact Holdings, Inc.	DE	NIA	Genworth Holdings, Inc.	Ownership	81.600	Genworth Financial, Inc.	NO	1
		.0000	56-2255474				Enact Mortgage Holdings, LLC	NC	NIA	Enact Holdings, Inc.	Ownership	100.000	Genworth Financial, Inc.	NO	
.4011	Genworth Financial, Inc.	.38458	31-0985858				Enact Mortgage Insurance Corporation	NC	IA	Enact Mortgage Holdings, LLC	Ownership	100.000	Genworth Financial, Inc.	NO	
							Enact Mortgage Insurance Corporation of North Carolina	NC	IA	Enact Mortgage Holdings, LLC	Ownership	100.000	Genworth Financial, Inc.	NO	
.4011	Genworth Financial, Inc.	.16675	56-0729821				Enact Mortgage Reinsurance Corporation	NC	IA	Enact Mortgage Holdings, LLC	Ownership	100.000	Genworth Financial, Inc.	NO	
.4011	Genworth Financial, Inc.	.11049	56-2142304				Enact Mortgage Services, LLC	NC	NIA	Genworth Financial Services, Inc.	Ownership	100.000	Genworth Financial, Inc.	NO	
		.0000	02-0731589				Genworth Annuity Service Corporation	DE	DS	Genworth Life Insurance Company	Ownership	100.000	Genworth Financial, Inc.	YES	
		.0000	46-4037534				Genworth Financial Agency, Inc.	VA	NIA	Genworth North America Corporation	Ownership	100.000	Genworth Financial, Inc.	NO	
		.0000	54-1304309				Genworth Financial Asia Limited	HKG	NIA	Genworth Financial International Holdings, LLC	Ownership	100.000	Genworth Financial, Inc.	NO	
		.0000	80-0873306		0001276520	NYSE	Genworth Financial, Inc.	DE	UIP	Remainder publicly owned	Ownership	100.000	Genworth Financial, Inc.	NO	
		.0000					Genworth Financial India Private Limited	IND	NIA	Genworth North America Corporation	Ownership	99.990	Genworth Financial, Inc.	NO	
		.0000					Genworth Financial India Private Limited	IND	NIA	Genworth Holdings, Inc.	Ownership	0.010	Genworth Financial, Inc.	NO	
		.0000	55-0848642				Genworth Financial International Holdings, LLC	DE	NIA	Genworth Holdings, Inc.	Ownership	100.000	Genworth Financial, Inc.	NO	
		.0000					Genworth Financial Mauritius Holdings Limited	MUS	NIA	Enact Holdings, Inc.	Ownership	100.000	Genworth Financial, Inc.	NO	
		.0000	33-1073076				Genworth Holdings, Inc.	DE	UIP	Genworth Financial, Inc.	Ownership	100.000	Genworth Financial, Inc.	NO	
.4011	Genworth Financial, Inc.	.94072	56-1311049				Genworth Insurance Company	NC	IA	Genworth Financial, Inc.	Ownership	100.000	Genworth Financial, Inc.	NO	
.4011	Genworth Financial, Inc.	.65536	54-0283385				Genworth Life and Annuity Insurance Company	VA	DS	Genworth Life Insurance Company	Ownership	100.000	Genworth Financial, Inc.	NO	
.4011	Genworth Financial, Inc.	.70025	91-6027719				Genworth Life Insurance Company	DE	RE	Genworth North America Corporation	Ownership	100.000	Genworth Financial, Inc.	NO	
.4011	Genworth Financial, Inc.	.72990	22-2882416				Genworth Life Insurance Company of New York	NY	DS	Genworth Life and Annuity Insurance Company	Ownership	34.500	Genworth Financial, Inc.	NO	
		.0000	91-1277112				Genworth North America Corporation	WA	UDP	Genworth Holdings, Inc.	Ownership	100.000	Genworth Financial, Inc.	NO	
		.0000					Genworth Seguros de Credito a la Vivienda, S.A. de C.V.	MEX	IA	Genworth Financial International Holdings, LLC	Ownership	99.990	Genworth Financial, Inc.	NO	
		.0000					Genworth Seguros de Credito a la Vivienda, S.A. de C.V.	MEX	IA	Enact Mortgage Insurance Corporation	Ownership	0.010	Genworth Financial, Inc.	YES	
		.0000					Genworth Servicios, S. de R.L. de C.V.	MEX	NIA	Genworth Financial International Holdings, LLC	Ownership	99.900	Genworth Financial, Inc.	NO	
		.0000					Genworth Servicios, S. de R.L. de C.V.	MEX	NIA	Genworth Mortgage Insurance Corporation	Ownership	0.100	Genworth Financial, Inc.	YES	
		.0000					Genworth (Shanghai) Health Consulting Services Company Limited	CHN	NIA	Genworth Financial Asia Limited	Ownership	100.000	Genworth Financial, Inc.	NO	
		.0000	26-0070983				GFCM LLC	DE	DS	Genworth Life Insurance Company	Ownership	100.000	Genworth Financial, Inc.	NO	
		.0000	26-3366147				GLIC Real Estate Holding, LLC	DE	DS	Genworth Life Insurance Company	Ownership	100.000	Genworth Financial, Inc.	NO	
		.0000	74-3128556				GLICNY Real Estate Holding, LLC	DE	NIA	Genworth Life Insurance Company of New York	Ownership	100.000	Genworth Financial, Inc.	NO	
		.0000	20-2528615				GNWLAAC Real Estate Holding, LLC	DE	NIA	Genworth Life and Annuity Insurance Company	Ownership	100.000	Genworth Financial, Inc.	NO	
		.0000	04-3193403				HGI Annuity Service Corporation	DE	NIA	Genworth North America Corporation	Ownership	100.000	Genworth Financial, Inc.	NO	
		.97144	54-1215126				Jamestown Assignment Company, Inc.	VA	NIA	Genworth Life and Annuity Insurance Company	Ownership	100.000	Genworth Financial, Inc.	NO	
		.0000	13-3627179				Mayflower Assignment Corporation	NY	NIA	Genworth Life Insurance Company of New York	Ownership	100.000	Genworth Financial, Inc.	YES	
.4011	Genworth Financial, Inc.	.0000	82-4894729				Monument Lane PCC, Inc.	DC	IA	Enact Mortgage Holdings, LLC	Ownership	100.000	Genworth Financial, Inc.	NO	
.4011	Genworth Financial, Inc.	.0000	82-4912153				Monument Lane IC 1, Inc.	DC	IA	Monument Lane PCC, Inc.	Ownership	100.000	Genworth Financial, Inc.	NO	

STATEMENT AS OF MARCH 31, 2022 OF GENWORTH LIFE INSURANCE COMPANY

SCHEDULE Y

PART 1A - DETAIL OF INSURANCE HOLDING COMPANY SYSTEM

1	2	3	4	5	6	7	8	9	10	11	12	13	14	15	16
Group Code	Group Name	NAIC Company Code	ID Number	Federal RSSD	CIK	Name of Securities Exchange if Publicly Traded (U.S. or International)	Names of Parent, Subsidiaries Or Affiliates	Domiciliary Location	Relationship to Reporting Entity	Directly Controlled by (Name of Entity/Person)	Type of Control (Ownership, Board, Management, Attorney-in-Fact, Influence, Other)	If Control is Ownership Provide Percentage	Ultimate Controlling Entity(ies)/Person(s)	Is an SCA Filing Required? (Yes/No)	*
.4011	Genworth Financial, Inc.	.00000	82-4924650				Monument Lane IC 2, Inc.	DC	IA	Monument Lane PCC, Inc.	Ownership	100.000	Genworth Financial, Inc.	NO	
		.00000	36-3919178				Newco Properties, Inc.	VA	NIA	Genworth Life and Annuity Insurance Company	Ownership	100.000	Genworth Financial, Inc.	YES	
.4011	Genworth Financial, Inc.	.13569	26-3709693				River Lake Insurance Company VI	DE	IA	Genworth Life and Annuity Insurance Company	Ownership	100.000	Genworth Financial, Inc.	NO	
.4011	Genworth Financial, Inc.	.15139	46-0982336				River Lake Insurance Company X	VT	IA	Genworth Life and Annuity Insurance Company	Ownership	100.000	Genworth Financial, Inc.	NO	
.4011	Genworth Financial, Inc.	.11365	62-1819880				Sponsored Captive Re. Inc.	NC	IA	Enact Mortgage Holdings, LLC	Ownership	100.000	Genworth Financial, Inc.	NO	
		.00000	23-2571379				United Pacific Structured Settlement Company	FL	NIA	Genworth North America Corporation	Ownership	100.000	Genworth Financial, Inc.	NO	

Asterisk	Explanation
	1-9% investment vehicles managed by Bayview Asset Management, LLC; Remainder publicly owned

SUPPLEMENTAL EXHIBITS AND SCHEDULES INTERROGATORIES

The following supplemental reports are required to be filed as part of your statement filing. However, in the event that your company does not transact the type of business for which the special report must be filed, your response of NO to the specific interrogatory will be accepted in lieu of filing a "NONE" report and a bar code will be printed below. If the supplement is required of your company but is not being filed for whatever reason enter SEE EXPLANATION and provide an explanation following the interrogatory questions.

	Response
1. Will the Trusteed Surplus Statement be filed with the state of domicile and the NAIC with this statement?	NO
2. Will the Medicare Part D Coverage Supplement be filed with the state of domicile and the NAIC with this statement?	NO
3. Will the Reasonableness of Assumptions Certification required by Actuarial Guideline XXXV be filed with the state of domicile and electronically with the NAIC?	NO
4. Will the Reasonableness and Consistency of Assumptions Certification required by Actuarial Guideline XXXV be filed with the state of domicile and electronically with the NAIC?	YES
5. Will the Reasonableness of Assumptions Certification for Implied Guaranteed Rate Method required by Actuarial Guideline XXXVI be filed with the state of domicile and electronically with the NAIC?	NO
6. Will the Reasonableness and Consistency of Assumptions Certification required by Actuarial Guideline XXXVI (Updated Average Market Value) be filed with the state of domicile and electronically with the NAIC?	NO
7. Will the Reasonableness and Consistency of Assumptions Certification required by Actuarial Guideline XXXVI (Updated Market Value) be filed with the state of domicile and electronically with the NAIC?	NO
8. Will the Life PBR Statement of Exemption be filed with the state of domicile by July 1st and electronically with the NAIC with the second quarterly filing per the Valuation Manual (by August 15)? (2nd Quarter Only) The response for 1st and 3rd quarters should be N/A. A NO response resulting with a bar code is only appropriate in the 2nd quarter.	N/A

AUGUST FILING


9. Will the regulator-only (non-public) Communication of Internal Control Related Matters Noted in Audit be filed with the state of domicile and electronically with the NAIC (as a regulator-only non-public document) by August 1? The response for 1st and 3rd quarters should be N/A. A NO response resulting with a bar code is only appropriate in the 2nd quarter.	N/A
--	-----

Explanation:

1. The company does not transact this type of business.
2. The company does not transact this type of business.
3. The company does not transact this type of business.
5. The company does not transact this type of business.
6. The company does not transact this type of business.
7. The company does not transact this type of business.

Bar Code:

1. Trusteed Surplus Statement [Document Identifier 490]
2. Medicare Part D Coverage Supplement [Document Identifier 365]
3. Reasonableness of Assumptions Certification required by Actuarial Guideline XXXV [Document Identifier 445]
5. Reasonableness of Assumptions Certification for Implied Guaranteed Rate Method required by Actuarial Guideline XXXVI [Document Identifier 447]
6. Reasonableness and Consistency of Assumptions Certification required by Actuarial Guideline XXXVI [Document Identifier 448]
7. Reasonableness and Consistency of Assumptions Certification required by Actuarial Guideline XXXVI (Updated Market Value) [Document Identifier 449]



OVERFLOW PAGE FOR WRITE-INS

Additional Write-ins for Assets Line 25

	Current Statement Date			4 December 31 Prior Year Net Admitted Assets
	1 Assets	2 Nonadmitted Assets	3 Net Admitted Assets (Cols. 1 - 2)	
2504. Miscellaneous receivables	14,706,660	667,280	14,039,380	10,414,798
2505. State tax receivable	0	0	0	172,019
2597. Summary of remaining write-ins for Line 25 from overflow page	14,706,660	667,280	14,039,380	10,586,817

STATEMENT AS OF MARCH 31, 2022 OF GENWORTH LIFE INSURANCE COMPANY

SCHEDULE A - VERIFICATION

Real Estate

	1 Year to Date	2 Prior Year Ended December 31
1. Book/adjusted carrying value, December 31 of prior year		
2. Cost of acquired:		
2.1 Actual cost at time of acquisition		
2.2 Additional investment made after acquisition		
3. Current year change in encumbrances		
4. Total gain (loss) on disposals		
5. Deduct amounts received on disposals		
6. Total foreign exchange change in book/adjusted carrying value		
7. Deduct current year's other than temporary impairment recognized		
8. Deduct current year's depreciation		
9. Book/adjusted carrying value at the end of current period (Lines 1+2+3+4-5+6-7-8)		
10. Deduct total nonadmitted amounts		
11. Statement value at end of current period (Line 9 minus Line 10)		

NONE

SCHEDULE B - VERIFICATION

Mortgage Loans

	1 Year to Date	2 Prior Year Ended December 31
1. Book value/recorded investment excluding accrued interest, December 31 of prior year	4,497,570,204	4,419,615,353
2. Cost of acquired:		
2.1 Actual cost at time of acquisition	122,747,119	591,541,000
2.2 Additional investment made after acquisition		0
3. Capitalized deferred interest and other		0
4. Accrual of discount		0
5. Unrealized valuation increase (decrease)		0
6. Total gain (loss) on disposals		
7. Deduct amounts received on disposals	61,590,260	513,586,149
8. Deduct amortization of premium and mortgage interest points and commitment fees		0
9. Total foreign exchange change in book value/recorded investment excluding accrued interest		0
10. Deduct current year's other than temporary impairment recognized		0
11. Book value/recorded investment excluding accrued interest at end of current period (Lines 1+2+3+4+5+6-7-8+9-10)	4,558,727,063	4,497,570,204
12. Total valuation allowance		
13. Subtotal (Line 11 plus Line 12)	4,558,727,063	4,497,570,204
14. Deduct total nonadmitted amounts		0
15. Statement value at end of current period (Line 13 minus Line 14)	4,558,727,063	4,497,570,204

SCHEDULE BA - VERIFICATION

Other Long-Term Invested Assets

	1 Year to Date	2 Prior Year Ended December 31
1. Book/adjusted carrying value, December 31 of prior year	2,295,845,359	1,252,614,188
2. Cost of acquired:		
2.1 Actual cost at time of acquisition	11,789,654	291,656,418
2.2 Additional investment made after acquisition	94,137,847	546,749,238
3. Capitalized deferred interest and other		
4. Accrual of discount	119,849	54,744
5. Unrealized valuation increase (decrease)	35,934,092	357,255,312
6. Total gain (loss) on disposals		3,055,408
7. Deduct amounts received on disposals	34,071,007	148,303,842
8. Deduct amortization of premium and depreciation	320,914	1,351,847
9. Total foreign exchange change in book/adjusted carrying value		
10. Deduct current year's other than temporary impairment recognized	186,609	5,884,260
11. Book/adjusted carrying value at end of current period (Lines 1+2+3+4+5+6-7-8+9-10)	2,403,248,271	2,295,845,359
12. Deduct total nonadmitted amounts		
13. Statement value at end of current period (Line 11 minus Line 12)	2,403,248,271	2,295,845,359

SCHEDULE D - VERIFICATION

Bonds and Stocks

	1 Year to Date	2 Prior Year Ended December 31
1. Book/adjusted carrying value of bonds and stocks, December 31 of prior year	31,818,900,889	32,270,027,668
2. Cost of bonds and stocks acquired	535,202,890	2,947,515,629
3. Accrual of discount	19,373,365	76,442,499
4. Unrealized valuation increase (decrease)	(79,561,780)	(68,191,149)
5. Total gain (loss) on disposals	(8,459,579)	(1,614,714)
6. Deduct consideration for bonds and stocks disposed of	800,027,832	3,403,035,596
7. Deduct amortization of premium	7,386,337	25,956,068
8. Total foreign exchange change in book/adjusted carrying value	(3,109,375)	(5,112,056)
9. Deduct current year's other than temporary impairment recognized	1,998,702	3,844,180
10. Total investment income recognized as a result of prepayment penalties and/or acceleration fees	1,960,464	32,668,856
11. Book/adjusted carrying value at end of current period (Lines 1+2+3+4+5-6-7+8-9+10)	31,474,894,003	31,818,900,889
12. Deduct total nonadmitted amounts	19,247	19,421
13. Statement value at end of current period (Line 11 minus Line 12)	31,474,874,756	31,818,881,468

STATEMENT AS OF MARCH 31, 2022 OF GENWORTH LIFE INSURANCE COMPANY

SCHEDULE D - PART 1B

Showing the Acquisitions, Dispositions and Non-Trading Activity
During the Current Quarter for all Bonds and Preferred Stock by NAIC Designation

NAIC Designation	1 Book/Adjusted Carrying Value Beginning of Current Quarter	2 Acquisitions During Current Quarter	3 Dispositions During Current Quarter	4 Non-Trading Activity During Current Quarter	5 Book/Adjusted Carrying Value End of First Quarter	6 Book/Adjusted Carrying Value End of Second Quarter	7 Book/Adjusted Carrying Value End of Third Quarter	8 Book/Adjusted Carrying Value December 31 Prior Year
BONDS								
1. NAIC 1 (a)	13,649,735,137	16,142,788	335,292,495	26,417,038	13,357,002,468	0	0	13,649,735,137
2. NAIC 2 (a)	14,834,029,571	412,762,106	373,584,435	(2,428,441)	14,870,778,801	0	0	14,834,029,571
3. NAIC 3 (a)	1,675,955,567	41,832,706	67,088,243	(77,774)	1,650,622,256	0	0	1,675,955,567
4. NAIC 4 (a)	483,482,608	24,955,214	31,707,942	876,063	477,605,943	0	0	483,482,608
5. NAIC 5 (a)	24,302,360	506,748	130,969	(25,906)	24,652,233	0	0	24,302,360
6. NAIC 6 (a)	15,109,554	52,223	69,697	(509,947)	14,582,133	0	0	15,109,554
7. Total Bonds	30,682,614,797	496,251,785	807,873,781	24,251,033	30,395,243,834	0	0	30,682,614,797
PREFERRED STOCK								
8. NAIC 1	0	0	0	0	0	0	0	0
9. NAIC 2	52,610,300	0	0	(2,869,900)	49,740,400	0	0	52,610,300
10. NAIC 3	5,212,500	0	0	(312,500)	4,900,000	0	0	5,212,500
11. NAIC 4	0	0	0	0	0	0	0	0
12. NAIC 5	0	0	0	0	0	0	0	0
13. NAIC 6	0	0	0	0	0	0	0	0
14. Total Preferred Stock	57,822,800	0	0	(3,182,400)	54,640,400	0	0	57,822,800
15. Total Bonds and Preferred Stock	30,740,437,597	496,251,785	807,873,781	21,068,633	30,449,884,234	0	0	30,740,437,597

(a) Book/Adjusted Carrying Value column for the end of the current reporting period includes the following amount of short-term and cash equivalent bonds by NAIC designation:

NAIC 1 \$0 ; NAIC 2 \$0 ; NAIC 3 \$0 ; NAIC 4 \$0 ; NAIC 5 \$0 ; NAIC 6 \$0

S102

STATEMENT AS OF MARCH 31, 2022 OF GENWORTH LIFE INSURANCE COMPANY

SCHEDULE DA - PART 1

Short-Term Investments

	1	2	3	4	5
	Book/Adjusted Carrying Value	Premium	Actual Cost	Interest Collected Year-to-Date	Paid for Accrued Interest Year-to-Date
7709999999 Totals		XX			

NONE

SCHEDULE DA - VERIFICATION

Short-Term Investments

	1	2
	Year To Date	Prior Year Ended December 31
1. Book/adjusted carrying value, December 31 of prior year	0	8,972,023
2. Cost of short-term investments acquired	0	4,999,258
3. Accrual of discount	0	28,719
4. Unrealized valuation increase (decrease)	0	
5. Total gain (loss) on disposals	0	
6. Deduct consideration received on disposals	0	14,000,000
7. Deduct amortization of premium	0	
8. Total foreign exchange change in book/adjusted carrying value	0	
9. Deduct current year's other than temporary impairment recognized	0	
10. Book/adjusted carrying value at end of current period (Lines 1+2+3+4+5-6-7+8-9)	0	0
11. Deduct total nonadmitted amounts	0	
12. Statement value at end of current period (Line 10 minus Line 11)	0	0

STATEMENT AS OF MARCH 31, 2022 OF GENWORTH LIFE INSURANCE COMPANY

SCHEDULE DB - PART A - VERIFICATION

Options, Caps, Floors, Collars, Swaps and Forwards

1. Book/Adjusted Carrying Value, December 31, prior year (Line 10, prior year)	(1,721,110)
2. Cost Paid/(Consideration Received) on additions	
3. Unrealized Valuation increase/(decrease)	
4. SSAP No. 108 adjustments	
5. Total gain (loss) on termination recognized	1,692,000
6. Considerations received/(paid) on terminations	1,692,000
7. Amortization	
8. Adjustment to the Book/Adjusted Carrying Value of hedged item	
9. Total foreign exchange change in Book/Adjusted Carrying Value	3,103,050
10. Book/Adjusted Carrying Value at End of Current Period (Lines 1+2+3+4+5-6+7+8+9)	1,381,940
11. Deduct nonadmitted assets	
12. Statement value at end of current period (Line 10 minus Line 11)	1,381,940

SCHEDULE DB - PART B - VERIFICATION

Futures Contracts

1. Book/Adjusted carrying value, December 31 of prior year (Line 6, prior year)	
2. Cumulative cash change (Section 1, Broker Name/Net Cash Deposits Footnote - Cumulative Cash Change column)	
3.1 Add:	
Change in variation margin on open contracts - Highly Effective Hedges	
3.11 Section 1, Column 15, current year to date minus	
3.12 Section 1, Column 15, prior year	
Change in variation margin on open contracts - All Other	
3.13 Section 1, Column 18, current year to date minus	
3.14 Section 1, Column 18, prior year	
3.2 Add:	
Change in adjustment to basis of hedged item	
3.21 Section 1, Column 17, current year to date minus	
3.22 Section 1, Column 17, prior year	
Change in amount recognized	
3.23 Section 1, Column 19, current year to date minus	
3.24 Section 1, Column 19, prior year plus	
3.25 SSAP No. 108 adjustments	
3.3 Subtotal (Line 3.1 minus Line 3.2)	
4.1 Cumulative variation margin on terminated contracts during the year	
4.2 Less:	
4.21 Amount used to adjust basis of hedged item	
4.22 Amount recognized	
4.23 SSAP No. 108 adjustments	
4.3 Subtotal (Line 4.1 minus Line 4.2)	
5. Dispositions gains (losses) on contracts terminated in prior year:	
5.1 Total gain (loss) recognized for terminations in prior year	
5.2 Total gain (loss) adjusted into the hedged item(s) for terminations in prior year	
6. Book/Adjusted carrying value at end of current period (Lines 1+2+3.3-4.3-5.1-5.2)	
7. Deduct total nonadmitted amounts	
8. Statement value at end of current period (Line 6 minus Line 7)	

NONE

Schedule DB - Part C - Section 1 - Replication (Synthetic Asset) Transactions (RSATs) Open

N O N E

Schedule DB-Part C-Section 2-Reconciliation of Replication (Synthetic Asset) Transactions Open

N O N E

STATEMENT AS OF MARCH 31, 2022 OF GENWORTH LIFE INSURANCE COMPANY

SCHEDULE DB - VERIFICATION

Verification of Book/Adjusted Carrying Value, Fair Value and Potential Exposure of all Open Derivative Contracts

	Book/Adjusted Carrying Value Check
1. Part A, Section 1, Column 14.....	1,381,940
2. Part B, Section 1, Column 15 plus Part B, Section 1 Footnote - Total Ending Cash Balance.....	0
3. Total (Line 1 plus Line 2).....	1,381,940
4. Part D, Section 1, Column 6.....	1,477,490
5. Part D, Section 1, Column 7.....	(95,550)
6. Total (Line 3 minus Line 4 minus Line 5).....	0
	Fair Value Check
7. Part A, Section 1, Column 16.....	67,323,056
8. Part B, Section 1, Column 13.....	0
9. Total (Line 7 plus Line 8).....	67,323,056
10. Part D, Section 1, Column 9.....	102,759,220
11. Part D, Section 1, Column 10.....	(35,436,164)
12. Total (Line 9 minus Line 10 minus Line 11).....	0
	Potential Exposure Check
13. Part A, Section 1, Column 21.....	141,816,608
14. Part B, Section 1, Column 20.....	0
15. Part D, Section 1, Column 12.....	141,816,608
16. Total (Line 13 plus Line 14 minus Line 15).....	0

STATEMENT AS OF MARCH 31, 2022 OF GENWORTH LIFE INSURANCE COMPANY

SCHEDULE E - PART 2 - VERIFICATION

(Cash Equivalents)

	1	2
	Year To Date	Prior Year Ended December 31
1. Book/adjusted carrying value, December 31 of prior year	271,731,543	399,740,070
2. Cost of cash equivalents acquired	856,321,891	4,069,036,934
3. Accrual of discount	0	5,702
4. Unrealized valuation increase (decrease)	0	0
5. Total gain (loss) on disposals	0	0
6. Deduct consideration received on disposals	851,607,346	4,197,051,163
7. Deduct amortization of premium	0	0
8. Total foreign exchange change in book/adjusted carrying value	0	0
9. Deduct current year's other than temporary impairment recognized	0	0
10. Book/adjusted carrying value at end of current period (Lines 1+2+3+4+5-6-7+8-9)	276,446,088	271,731,543
11. Deduct total nonadmitted amounts	0	0
12. Statement value at end of current period (Line 10 minus Line 11)	276,446,088	271,731,543

Schedule A - Part 2 - Real Estate Acquired and Additions Made

N O N E

Schedule A - Part 3 - Real Estate Disposed

N O N E

STATEMENT AS OF MARCH 31, 2022 OF GENWORTH LIFE INSURANCE COMPANY

SCHEDULE B - PART 2

Showing All Mortgage Loans ACQUIRED AND ADDITIONS MADE During the Current Quarter

1 Loan Number	2 Location		3 State	4 Loan Type	5 Date Acquired	6 Rate of Interest	7 Actual Cost at Time of Acquisition	8 Additional Investment Made After Acquisition	9 Value of Land and Buildings
	City								
901002107	Golden	CO			01/21/2022	3.500	16,000,000	.0	23,500,000
901002110	Jacksonville	FL			02/25/2022	3.750	12,350,000	.0	16,500,000
901002112	Jacksonville	FL			02/25/2022	3.750	13,900,000	.0	21,000,000
901002113	Jacksonville	FL			02/25/2022	3.750	10,300,000	.0	17,900,000
901002114	Sachse	TX			01/27/2022	3.750	4,000,000	.0	7,700,000
901002120	Orland Hills	IL			01/20/2022	3.850	14,600,000	.0	24,600,000
901002121	New Brunswick	NJ			02/02/2022	3.450	13,150,000	.0	24,300,000
901002126	Boulder	CO			02/28/2022	3.970	2,672,119	.0	11,120,000
901002127	Boulder	CO			02/28/2022	3.500	2,300,000	.0	11,120,000
901002136	Jacksonville	FL			02/25/2022	3.750	10,150,000	.0	17,450,000
901002137	Louisville	CO			03/24/2022	3.760	11,375,000	.0	17,500,000
901002139	Mt Vernon	WA			03/22/2022	3.900	11,950,000	.0	18,400,000
0599999. Mortgages in good standing - Commercial mortgages-all other							122,747,119	0	211,090,000
0899999. Total Mortgages in good standing							122,747,119	0	211,090,000
1699999. Total - Restructured Mortgages							0	0	0
2499999. Total - Mortgages with overdue interest over 90 days							0	0	0
3299999. Total - Mortgages in the process of foreclosure							0	0	0
3399999 - Totals							122,747,119	0	211,090,000

SCHEDULE B - PART 3

Showing All Mortgage Loans DISPOSED, Transferred or Repaid During the Current Quarter

1 Loan Number	2 Location		4 Loan Type	5 Date Acquired	6 Disposal Date	7 Book Value/Recorded Investment Excluding Accrued Interest Prior Year	8 Change in Book Value/Recorded Investment					14 Book Value/Recorded Investment Excluding Accrued Interest on Disposal	15 Consid-eration	16 Foreign Exchange Gain (Loss) on Disposal	17 Realized Gain (Loss) on Disposal	18 Total Gain (Loss) on Disposal	
	City	State					8 Unrealized Valuation Increase (Decrease)	9 Current Year's (Amortization) /Accretion	10 Current Year's Other-Than-Temporary Impairment Recognized	11 Capitalized Deferred Interest and Other	12 Total Change in Book Value (8+9-10+11)						13 Total Foreign Exchange Change in Book Value
3647	HENDERSON	NV		01/27/2000	01/11/2022	1,747,780	0	0	0	0	0	0	1,747,780	1,747,780	0	0	0
4465	RANCHO CUCAMONGA	CA		02/20/2002	02/25/2022	40,751	0	0	0	0	0	0	40,751	40,751	0	0	0
100000595	ORLAND HILLS	IL		02/28/2007	02/07/2022	2,596,644	0	0	0	0	0	0	2,596,644	2,596,644	0	0	0
100000940	ORLANDO	FL		03/12/2007	03/14/2022	108,583	0	0	0	0	0	0	108,583	108,583	0	0	0
901000355	MELVILLE	NY		05/31/2012	03/17/2022	3,784,829	0	0	0	0	0	0	3,784,829	3,784,829	0	0	0
901000496	SAN FRANCISCO	CA		02/15/2013	01/31/2022	1,606,672	0	0	0	0	0	0	1,606,672	1,606,672	0	0	0
901000586	BOULDER	CO		07/08/2013	02/28/2022	2,691,177	0	0	0	0	0	0	2,691,177	2,691,177	0	0	0
901001211	Southfield	MI		12/22/2016	02/17/2022	3,584,094	0	0	0	0	0	0	3,584,094	3,584,094	0	0	0
901001557	Bloomingtondale	IL		06/26/2018	02/07/2022	5,374,825	0	0	0	0	0	0	5,374,825	5,374,825	0	0	0
0199999. Mortgages closed by repayment							21,535,354	0	0	0	0	0	21,535,354	21,535,354	0	0	0
2905	MOUNTAIN VIEW	CA		12/08/1997		100,553	0	0	0	0	0	0	100,553	100,553	0	0	0
3508	LOUISVILLE	KY		09/07/1999		29,346	0	0	0	0	0	0	29,346	29,346	0	0	0
3764	WESTLAKE VILLAGE	CA		06/07/2000		62,910	0	0	0	0	0	0	62,910	62,910	0	0	0
4306	AUSTIN	TX		09/05/2001		48,358	0	0	0	0	0	0	48,358	48,358	0	0	0
4311	REDWOOD CITY	CA		08/30/2001		75,926	0	0	0	0	0	0	75,926	75,926	0	0	0
4482	DESTIN	FL		03/01/2002		114,606	0	0	0	0	0	0	114,606	114,606	0	0	0
4507	TORRANCE	CA		03/25/2002		384,928	0	0	0	0	0	0	384,928	384,928	0	0	0
4608	CHARLOTTE	NC		06/26/2002		147,785	0	0	0	0	0	0	147,785	147,785	0	0	0
4623	PHOENIX	AZ		07/26/2002		35,875	0	0	0	0	0	0	35,875	35,875	0	0	0
4691	FLOYDS KNOBS	IN		11/22/2002		35,209	0	0	0	0	0	0	35,209	35,209	0	0	0
4708	BOYNTON BEACH	FL		09/13/2002		30,039	0	0	0	0	0	0	30,039	30,039	0	0	0
4734	HENDERSON	NV		09/25/2002		13,798	0	0	0	0	0	0	13,798	13,798	0	0	0
4804	ANAHEIM	CA		11/07/2002		23,206	0	0	0	0	0	0	23,206	23,206	0	0	0

STATEMENT AS OF MARCH 31, 2022 OF GENWORTH LIFE INSURANCE COMPANY

SCHEDULE B - PART 3

Showing All Mortgage Loans DISPOSED, Transferred or Repaid During the Current Quarter

1 Loan Number	2 Location		4 Loan Type	5 Date Acquired	6 Disposal Date	7 Book Value/ Recorded Investment Excluding Accrued Interest Prior Year	8 Change in Book Value/Recorded Investment					14 Book Value/ Recorded Investment Excluding Accrued Interest on Disposal	15 Consid- eration	16 Foreign Exchange Gain (Loss) on Disposal	17 Realized Gain (Loss) on Disposal	18 Total Gain (Loss) on Disposal
	2 City	3 State					8 Unrealized Valuation Increase (Decrease)	9 Current Year's (Amortization) /Accretion	10 Current Year's Other- Than- Temporary Impairment Recognized	11 Capitalized Deferred Interest and Other	12 Total Change in Book Value (8+9-10+11)					
901000811	Coon Rapids	MN		08/27/2014		65,619	0	0	0	0	0	65,619	65,619	0	0	0
901000815	Arcadia	CA		05/18/2015		80,113	0	0	0	0	0	80,113	80,113	0	0	0
901000816	Oklahoma City	OK		08/08/2014		23,945	0	0	0	0	0	23,945	23,945	0	0	0
901000821	Wilsonville	OR		08/14/2014		105,993	0	0	0	0	0	105,993	105,993	0	0	0
901000825	Largo	FL		12/16/2014		301,428	0	0	0	0	0	301,428	301,428	0	0	0
901000827	Denver	CO		09/26/2014		20,720	0	0	0	0	0	20,720	20,720	0	0	0
901000832	Salt Lake City	UT		09/26/2014		74,422	0	0	0	0	0	74,422	74,422	0	0	0
901000835	Gahanna	OH		10/10/2014		109,718	0	0	0	0	0	109,718	109,718	0	0	0
901000838	Lutz	FL		09/26/2014		29,976	0	0	0	0	0	29,976	29,976	0	0	0
901000842	San Francisco	CA		01/16/2015		142,641	0	0	0	0	0	142,641	142,641	0	0	0
901000845	Jacksonville	FL		09/30/2014		135,035	0	0	0	0	0	135,035	135,035	0	0	0
901000846	Hanford	CA		11/03/2014		85,272	0	0	0	0	0	85,272	85,272	0	0	0
901000847	Fountain Valley	CA		11/06/2014		36,783	0	0	0	0	0	36,783	36,783	0	0	0
901000850	Las Vegas	NV		10/30/2014		22,882	0	0	0	0	0	22,882	22,882	0	0	0
901000851	Gahanna	OH		11/24/2014		29,409	0	0	0	0	0	29,409	29,409	0	0	0
901000854	Oceanside	CA		01/08/2015		24,465	0	0	0	0	0	24,465	24,465	0	0	0
901000856	Gaithersburg	MD		12/01/2014		25,374	0	0	0	0	0	25,374	25,374	0	0	0
901000861	Brentwood	MO		12/23/2014		34,597	0	0	0	0	0	34,597	34,597	0	0	0
901000862	Fountain Valley	CA		12/09/2014		28,627	0	0	0	0	0	28,627	28,627	0	0	0
901000864	Spokane	WA		12/05/2014		80,519	0	0	0	0	0	80,519	80,519	0	0	0
901000865	Fairless Hills	PA		01/23/2015		76,914	0	0	0	0	0	76,914	76,914	0	0	0
901000868	Houston	TX		11/25/2014		28,871	0	0	0	0	0	28,871	28,871	0	0	0
901000872	Clackamas	OR		12/10/2014		82,383	0	0	0	0	0	82,383	82,383	0	0	0
901000874	Willow Grove	PA		01/30/2015		152,639	0	0	0	0	0	152,639	152,639	0	0	0
901000878	Falls Church	VA		01/12/2015		46,817	0	0	0	0	0	46,817	46,817	0	0	0
901000879	Omaha	NE		12/19/2014		75,133	0	0	0	0	0	75,133	75,133	0	0	0
901000881	Brooklyn	NY		12/29/2014		133,030	0	0	0	0	0	133,030	133,030	0	0	0
901000883	Cutler Bay	FL		12/23/2014		33,350	0	0	0	0	0	33,350	33,350	0	0	0
901000891	Palmetto	FL		01/15/2015		184,991	0	0	0	0	0	184,991	184,991	0	0	0
901000893	Temecula	CA		12/18/2014		26,960	0	0	0	0	0	26,960	26,960	0	0	0
901000895	SANDY	UT		01/26/2015		98,070	0	0	0	0	0	98,070	98,070	0	0	0
901000899	LEHI	UT		02/12/2015		81,167	0	0	0	0	0	81,167	81,167	0	0	0
90100901	Woodbury	MN		03/24/2015		30,732	0	0	0	0	0	30,732	30,732	0	0	0
90100902	McKinney	TX		01/07/2015		21,854	0	0	0	0	0	21,854	21,854	0	0	0
90100903	Wellesley	MA		02/20/2015		22,424	0	0	0	0	0	22,424	22,424	0	0	0
90100910	Victoria	TX		01/29/2015		27,362	0	0	0	0	0	27,362	27,362	0	0	0
90100914	WILMINGTON	NC		03/31/2015		43,898	0	0	0	0	0	43,898	43,898	0	0	0
90100915	Germantown	TN		03/20/2015		152,044	0	0	0	0	0	152,044	152,044	0	0	0
90100919	CHARLOTTE	NC		02/25/2015		51,952	0	0	0	0	0	51,952	51,952	0	0	0
90100927	La Porte	TX		03/30/2015		20,388	0	0	0	0	0	20,388	20,388	0	0	0
90100930	Redwood City	CA		04/10/2015		34,901	0	0	0	0	0	34,901	34,901	0	0	0
90100936	Phoenix	AZ		04/17/2015		8,273	0	0	0	0	0	8,273	8,273	0	0	0
90100937	Long Beach	CA		04/23/2015		45,159	0	0	0	0	0	45,159	45,159	0	0	0
90100939	TIGARD	OR		04/30/2015		15,016	0	0	0	0	0	15,016	15,016	0	0	0
90100940	Chesterfield	VA		05/19/2015		21,338	0	0	0	0	0	21,338	21,338	0	0	0
90100942	South Portland	ME		05/08/2015		39,748	0	0	0	0	0	39,748	39,748	0	0	0
90100943	Tulsa	OK		04/30/2015		78,508	0	0	0	0	0	78,508	78,508	0	0	0
90100944	Seattle	WA		06/05/2015		16,121	0	0	0	0	0	16,121	16,121	0	0	0
90100946	Farmingdale	NY		05/28/2015		163,948	0	0	0	0	0	163,948	163,948	0	0	0
90100952	Escondido	CA		05/05/2015		28,701	0	0	0	0	0	28,701	28,701	0	0	0
90100962	Milwaukee	WI		08/11/2015		33,206	0	0	0	0	0	33,206	33,206	0	0	0
90100965	Centennial	CO		05/21/2015		80,505	0	0	0	0	0	80,505	80,505	0	0	0
90100966	Fallbrook	CA		08/11/2015		48,833	0	0	0	0	0	48,833	48,833	0	0	0
90100969	Kennesaw	GA		11/16/2015		33,247	0	0	0	0	0	33,247	33,247	0	0	0
90100970	Salt Lake City	UT		07/17/2015		118,334	0	0	0	0	0	118,334	118,334	0	0	0
90100973	Zephyrhills	FL		08/03/2015		32,051	0	0	0	0	0	32,051	32,051	0	0	0
90100974	Costa Mesa	CA		06/02/2015		23,815	0	0	0	0	0	23,815	23,815	0	0	0
90100975	Hauppauge	NY		05/28/2015		102,842	0	0	0	0	0	102,842	102,842	0	0	0
90100981	Encinitas	CA		05/19/2015		32,751	0	0	0	0	0	32,751	32,751	0	0	0
90100984	Las Vegas	NV		06/01/2015		68,000	0	0	0	0	0	68,000	68,000	0	0	0

STATEMENT AS OF MARCH 31, 2022 OF GENWORTH LIFE INSURANCE COMPANY
SCHEDULE B - PART 3

Showing All Mortgage Loans DISPOSED, Transferred or Repaid During the Current Quarter

1 Loan Number	2 Location		4 Loan Type	5 Date Acquired	6 Disposal Date	7 Book Value/ Recorded Investment Excluding Accrued Interest Prior Year	8 Change in Book Value/Recorded Investment					13 Total Foreign Exchange Change in Book Value	14 Book Value/ Recorded Investment Excluding Accrued Interest on Disposal	15 Consid- eration	16 Foreign Exchange Gain (Loss) on Disposal	17 Realized Gain (Loss) on Disposal	18 Total Gain (Loss) on Disposal
	2 City	3 State					8 Unrealized Valuation Increase (Decrease)	9 Current Year's (Amortization) /Accretion	10 Current Year's Other- Than- Temporary Impairment Recognized	11 Capitalized Deferred Interest and Other	12 Total Change in Book Value (8+9-10+11)						
901001171	Louisville	KY		10/03/2016		99,532	0	0	0	0	0	0	99,532	99,532	0	0	0
901001172	Oklahoma City	OK		10/06/2016		34,514	0	0	0	0	0	0	34,514	34,514	0	0	0
901001173	Pasco	WA		11/04/2016		12,335	0	0	0	0	0	0	12,335	12,335	0	0	0
901001174	Pasco	WA		11/04/2016		12,335	0	0	0	0	0	0	12,335	12,335	0	0	0
901001175	Montlake Terrace	WA		01/18/2017		42,432	0	0	0	0	0	0	42,432	42,432	0	0	0
901001176	CHAPEL HILL	NC		10/24/2016		61,226	0	0	0	0	0	0	61,226	61,226	0	0	0
901001177	Trappe	PA		12/28/2016		92,968	0	0	0	0	0	0	92,968	92,968	0	0	0
901001179	Oceanside	CA		09/29/2016		19,281	0	0	0	0	0	0	19,281	19,281	0	0	0
901001180	Carlsbad	CA		09/08/2016		31,213	0	0	0	0	0	0	31,213	31,213	0	0	0
901001181	Leesburg	VA		02/01/2017		71,628	0	0	0	0	0	0	71,628	71,628	0	0	0
901001182	Richboro	PA		10/06/2016		87,462	0	0	0	0	0	0	87,462	87,462	0	0	0
901001185	Frederick	MD		12/08/2016		59,333	0	0	0	0	0	0	59,333	59,333	0	0	0
901001186	New Castle	DE		10/31/2016		17,374	0	0	0	0	0	0	17,374	17,374	0	0	0
901001187	Chattanooga	TN		12/05/2016		20,581	0	0	0	0	0	0	20,581	20,581	0	0	0
901001192	Midlothian	VA		11/17/2016		23,475	0	0	0	0	0	0	23,475	23,475	0	0	0
901001198	Kannapolis	NC		11/15/2016		19,010	0	0	0	0	0	0	19,010	19,010	0	0	0
901001200	Shrewsbury	NJ		10/31/2016		34,244	0	0	0	0	0	0	34,244	34,244	0	0	0
901001202	Greenville	NC		02/15/2017		107,641	0	0	0	0	0	0	107,641	107,641	0	0	0
901001203	Ponte Vedra Beach	FL		12/30/2016		52,057	0	0	0	0	0	0	52,057	52,057	0	0	0
901001204	Jacksonville	FL		12/01/2016		58,253	0	0	0	0	0	0	58,253	58,253	0	0	0
901001205	Culver City	CA		11/04/2016		39,864	0	0	0	0	0	0	39,864	39,864	0	0	0
901001207	Durham	NC		12/22/2016		51,744	0	0	0	0	0	0	51,744	51,744	0	0	0
901001209	Porterville	CA		12/05/2016		47,604	0	0	0	0	0	0	47,604	47,604	0	0	0
901001210	Wayne	MI		12/22/2016		18,791	0	0	0	0	0	0	18,791	18,791	0	0	0
901001212	Chesterton	IN		12/21/2016		17,115	0	0	0	0	0	0	17,115	17,115	0	0	0
901001213	Limerick	PA		12/22/2016		12,703	0	0	0	0	0	0	12,703	12,703	0	0	0
901001214	Limerick	PA		12/22/2016		17,559	0	0	0	0	0	0	17,559	17,559	0	0	0
901001215	San Diego	CA		12/02/2016		89,605	0	0	0	0	0	0	89,605	89,605	0	0	0
901001216	Islandia	NY		03/08/2017		33,109	0	0	0	0	0	0	33,109	33,109	0	0	0
901001217	Atlanta	GA		12/29/2016		14,027	0	0	0	0	0	0	14,027	14,027	0	0	0
901001218	Charlotte	NC		01/20/2017		14,243	0	0	0	0	0	0	14,243	14,243	0	0	0
901001220	Somerset	NJ		12/29/2016		19,593	0	0	0	0	0	0	19,593	19,593	0	0	0
901001221	Largo	FL		06/22/2017		6,645	0	0	0	0	0	0	6,645	6,645	0	0	0
901001223	Chino Hills	CA		12/01/2016		66,699	0	0	0	0	0	0	66,699	66,699	0	0	0
901001224	Houston	TX		01/26/2017		26,038	0	0	0	0	0	0	26,038	26,038	0	0	0
901001227	Escondido	CA		01/09/2017		11,561	0	0	0	0	0	0	11,561	11,561	0	0	0
901001228	Englewood	CO		12/21/2016		86,127	0	0	0	0	0	0	86,127	86,127	0	0	0
901001236	Largo	MD		01/24/2017		59,684	0	0	0	0	0	0	59,684	59,684	0	0	0
901001237	Raleigh	NC		05/03/2017		30,264	0	0	0	0	0	0	30,264	30,264	0	0	0
901001246	Carlsbad	CA		02/10/2017		36,564	0	0	0	0	0	0	36,564	36,564	0	0	0
901001247	Farmingdale	NY		11/14/2017		29,286	0	0	0	0	0	0	29,286	29,286	0	0	0
901001248	Huntington	NY		02/21/2017		43,685	0	0	0	0	0	0	43,685	43,685	0	0	0
901001253	Largo	FL		01/31/2017		9,352	0	0	0	0	0	0	9,352	9,352	0	0	0
901001256	Woodville	WA		03/07/2017		54,204	0	0	0	0	0	0	54,204	54,204	0	0	0
901001258	Buena Park	CA		03/27/2017		20,169	0	0	0	0	0	0	20,169	20,169	0	0	0
901001264	Aurora	IL		03/28/2017		41,004	0	0	0	0	0	0	41,004	41,004	0	0	0
901001266	Spokane	WA		04/20/2017		24,920	0	0	0	0	0	0	24,920	24,920	0	0	0
901001267	Melville	NY		05/05/2017		38,785	0	0	0	0	0	0	38,785	38,785	0	0	0
901001268	Melville	NY		05/05/2017		12,928	0	0	0	0	0	0	12,928	12,928	0	0	0
901001269	Huntington	NY		05/05/2017		25,857	0	0	0	0	0	0	25,857	25,857	0	0	0
901001273	Council Bluffs	IA		05/01/2017		33,494	0	0	0	0	0	0	33,494	33,494	0	0	0
901001274	Mason	OH		03/31/2017		19,932	0	0	0	0	0	0	19,932	19,932	0	0	0
901001275	St Louis	MO		05/01/2017		37,526	0	0	0	0	0	0	37,526	37,526	0	0	0
901001278	Cary	NC		08/31/2017		22,936	0	0	0	0	0	0	22,936	22,936	0	0	0
901001280	Santa Rosa	CA		05/04/2017		37,278	0	0	0	0	0	0	37,278	37,278	0	0	0
901001281	Elmwood Park	IL		05/04/2017		20,707	0	0	0	0	0	0	20,707	20,707	0	0	0
901001284	Corona	CA		06/01/2017		35,014	0	0	0	0	0	0	35,014	35,014	0	0	0
901001285	Louisville	KY		05/01/2017		65,893	0	0	0	0	0	0	65,893	65,893	0	0	0
901001286	Chester	VA		05/05/2017		14,696	0	0	0	0	0	0	14,696	14,696	0	0	0
901001289	Fernandina Beach	FL		05/05/2017		48,922	0	0	0	0	0	0	48,922	48,922	0	0	0

E02.7

STATEMENT AS OF MARCH 31, 2022 OF GENWORTH LIFE INSURANCE COMPANY

SCHEDULE B - PART 3

Showing All Mortgage Loans DISPOSED, Transferred or Repaid During the Current Quarter

1 Loan Number	2 Location		4 Loan Type	5 Date Acquired	6 Disposal Date	7 Book Value/ Recorded Investment Excluding Accrued Interest Prior Year	8 Change in Book Value/Recorded Investment					14 Book Value/ Recorded Investment Excluding Accrued Interest on Disposal	15 Consid- eration	16 Foreign Exchange Gain (Loss) on Disposal	17 Realized Gain (Loss) on Disposal	18 Total Gain (Loss) on Disposal
	2 City	3 State					8 Unrealized Valuation Increase (Decrease)	9 Current Year's (Amortization) /Accretion	10 Current Year's Other- Than- Temporary Impairment Recognized	11 Capitalized Deferred Interest and Other	12 Total Change in Book Value (8+9-10+11)					
901001292	Camarillo	CA		04/18/2017		64,093	0	0	0	0	0	64,093		64,093	0	0
901001295	Melville	NY		05/23/2017		79,254	0	0	0	0	0	79,254		79,254	0	0
901001296	Camarillo	CA		04/18/2017		35,370	0	0	0	0	0	35,370		35,370	0	0
901001300	Largo	FL		05/10/2017		28,249	0	0	0	0	0	28,249		28,249	0	0
901001302	Capitol Heights	MD		06/08/2017		22,542	0	0	0	0	0	22,542		22,542	0	0
901001312	Oakland	CA		06/01/2017		28,634	0	0	0	0	0	28,634		28,634	0	0
901001316	Austin	TX		06/07/2017		32,466	0	0	0	0	0	32,466		32,466	0	0
901001320	Blacksburg	VA		06/21/2017		22,213	0	0	0	0	0	22,213		22,213	0	0
901001325	Largo	FL		09/26/2017		26,098	0	0	0	0	0	26,098		26,098	0	0
901001326	Tujunga	CA		08/16/2017		36,211	0	0	0	0	0	36,211		36,211	0	0
901001327	Federal Way	WA		05/31/2017		27,547	0	0	0	0	0	27,547		27,547	0	0
901001331	Third Lake	IL		12/26/2017		20,946	0	0	0	0	0	20,946		20,946	0	0
901001334	Cold Spring	KY		07/20/2017		16,449	0	0	0	0	0	16,449		16,449	0	0
901001335	Thornton	CO		09/21/2017		43,310	0	0	0	0	0	43,310		43,310	0	0
901001337	Crown Point	IN		08/14/2017		43,006	0	0	0	0	0	43,006		43,006	0	0
901001340	Jamestown	NC		08/15/2017		164,288	0	0	0	0	0	164,288		164,288	0	0
901001342	Troutdale	OR		10/05/2017		46,480	0	0	0	0	0	46,480		46,480	0	0
901001345	Huntingdon Valley	PA		08/29/2017		12,111	0	0	0	0	0	12,111		12,111	0	0
901001349	Dawsonville	GA		08/01/2017		10,134	0	0	0	0	0	10,134		10,134	0	0
901001350	Commack	NY		09/08/2017		18,152	0	0	0	0	0	18,152		18,152	0	0
901001351	Commack	NY		09/08/2017		20,532	0	0	0	0	0	20,532		20,532	0	0
901001353	Timonium Baltimore Co	MD		09/25/2017		103,048	0	0	0	0	0	103,048		103,048	0	0
901001360	Winston-Salem	NC		08/31/2017		14,312	0	0	0	0	0	14,312		14,312	0	0
901001362	Olive Branch	MS		08/31/2017		38,062	0	0	0	0	0	38,062		38,062	0	0
901001365	Saint Simons Island	GA		10/17/2017		13,694	0	0	0	0	0	13,694		13,694	0	0
901001368	Plano	TX		10/17/2017		18,666	0	0	0	0	0	18,666		18,666	0	0
901001370	Beaverton	OR		10/20/2017		34,670	0	0	0	0	0	34,670		34,670	0	0
901001371	Portland	OR		11/13/2017		55,749	0	0	0	0	0	55,749		55,749	0	0
901001375	Sumner	WA		09/13/2017		77,749	0	0	0	0	0	77,749		77,749	0	0
901001377	Escondido	CA		09/28/2017		25,865	0	0	0	0	0	25,865		25,865	0	0
901001378	Lynchburg	VA		09/27/2017		20,584	0	0	0	0	0	20,584		20,584	0	0
901001381	Bloomington	MN		10/02/2017		16,268	0	0	0	0	0	16,268		16,268	0	0
901001387	Baltimore	MD		12/21/2017		15,720	0	0	0	0	0	15,720		15,720	0	0
901001388	Austin	TX		10/18/2017		32,646	0	0	0	0	0	32,646		32,646	0	0
901001389	Newtown Square	PA		11/22/2017		195,075	0	0	0	0	0	195,075		195,075	0	0
901001391	Rancho Cucamonga	CA		11/17/2017		31,448	0	0	0	0	0	31,448		31,448	0	0
901001395	Shreveport	LA		02/12/2018		40,094	0	0	0	0	0	40,094		40,094	0	0
901001396	Shreveport	LA		02/12/2018		19,762	0	0	0	0	0	19,762		19,762	0	0
901001399	Santa Rosa	CA		10/31/2017		19,985	0	0	0	0	0	19,985		19,985	0	0
901001400	Windsor	CO		11/30/2017		15,111	0	0	0	0	0	15,111		15,111	0	0
901001403	Valley View	OH		12/27/2017		17,720	0	0	0	0	0	17,720		17,720	0	0
901001404	Dresher	PA		05/25/2018		66,351	0	0	0	0	0	66,351		66,351	0	0
901001405	Manassas	VA		12/08/2017		33,072	0	0	0	0	0	33,072		33,072	0	0
901001409	Lewis Center	OH		12/20/2017		30,187	0	0	0	0	0	30,187		30,187	0	0
901001415	Houston	TX		01/03/2018		43,890	0	0	0	0	0	43,890		43,890	0	0
901001417	Bellingham	WA		01/30/2018		67,418	0	0	0	0	0	67,418		67,418	0	0
901001418	St. Louis	MO		01/11/2018		11,404	0	0	0	0	0	11,404		11,404	0	0
901001419	Round Rock	TX		12/28/2017		47,467	0	0	0	0	0	47,467		47,467	0	0
901001420	Leander	TX		12/28/2017		24,624	0	0	0	0	0	24,624		24,624	0	0
901001421	Broomfield	CO		12/26/2017		98,209	0	0	0	0	0	98,209		98,209	0	0
901001424	Concord	NH		12/20/2017		14,094	0	0	0	0	0	14,094		14,094	0	0
901001425	Deptfor	NJ		12/20/2017		6,009	0	0	0	0	0	6,009		6,009	0	0
901001431	Morrow	GA		01/26/2018		51,092	0	0	0	0	0	51,092		51,092	0	0
901001434	Patterson	CA		01/17/2018		28,432	0	0	0	0	0	28,432		28,432	0	0
901001435	Louisville	KY		02/06/2018		64,907	0	0	0	0	0	64,907		64,907	0	0
901001436	Brooklyn Center	MN		01/16/2018		71,469	0	0	0	0	0	71,469		71,469	0	0
901001438	Denver	CO		02/08/2018		14,669	0	0	0	0	0	14,669		14,669	0	0
901001439	New York	NY		01/30/2018		25,352	0	0	0	0	0	25,352		25,352	0	0
901001448	High Point	NC		02/23/2018		94,930	0	0	0	0	0	94,930		94,930	0	0
901001450	Houston	TX		02/14/2018		34,151	0	0	0	0	0	34,151		34,151	0	0

STATEMENT AS OF MARCH 31, 2022 OF GENWORTH LIFE INSURANCE COMPANY

SCHEDULE B - PART 3

Showing All Mortgage Loans DISPOSED, Transferred or Repaid During the Current Quarter

1 Loan Number	2 Location		4 Loan Type	5 Date Acquired	6 Disposal Date	7 Book Value/ Recorded Investment Excluding Accrued Interest Prior Year	8 Change in Book Value/Recorded Investment					14 Book Value/ Recorded Investment Excluding Accrued Interest on Disposal	15 Consid- eration	16 Foreign Exchange Gain (Loss) on Disposal	17 Realized Gain (Loss) on Disposal	18 Total Gain (Loss) on Disposal	
	2 City	3 State					8 Unrealized Valuation Increase (Decrease)	9 Current Year's (Amortization) /Accretion	10 Current Year's Other- Than- Temporary Impairment Recognized	11 Capitalized Deferred Interest and Other	12 Total Change in Book Value (8+9-10+11)						13 Total Foreign Exchange Change in Book Value
901001452	Beaverton	OR		02/08/2018		72,892	0	0	0	0	0	0	72,892	72,892	0	0	0
901001454	Lanham	MD		02/13/2018		27,697	0	0	0	0	0	0	27,697	27,697	0	0	0
901001456	Madison	AL		04/27/2018		13,037	0	0	0	0	0	0	13,037	13,037	0	0	0
901001458	Tremont	UT		03/05/2018		41,367	0	0	0	0	0	0	41,367	41,367	0	0	0
901001460	Charlotte	NC		03/01/2018		9,449	0	0	0	0	0	0	9,449	9,449	0	0	0
901001463	Woodbury	NY		03/22/2018		29,780	0	0	0	0	0	0	29,780	29,780	0	0	0
901001467	Clearwater	FL		03/15/2018		40,637	0	0	0	0	0	0	40,637	40,637	0	0	0
901001468	Clearwater	FL		03/15/2018		40,496	0	0	0	0	0	0	40,496	40,496	0	0	0
901001470	North Bend	WA		04/19/2018		33,341	0	0	0	0	0	0	33,341	33,341	0	0	0
901001472	Bellmore	NY		03/22/2018		34,851	0	0	0	0	0	0	34,851	34,851	0	0	0
901001479	Duluth	MN		04/11/2018		50,640	0	0	0	0	0	0	50,640	50,640	0	0	0
901001484	Barnegat	NJ		03/28/2018		37,492	0	0	0	0	0	0	37,492	37,492	0	0	0
901001485	San Antonio	TX		03/19/2018		33,443	0	0	0	0	0	0	33,443	33,443	0	0	0
901001490	Lehi	UT		05/10/2018		15,719	0	0	0	0	0	0	15,719	15,719	0	0	0
901001491	Kansas City	MO		07/13/2018		21,527	0	0	0	0	0	0	21,527	21,527	0	0	0
901001492	Phoenix	AZ		06/06/2018		20,380	0	0	0	0	0	0	20,380	20,380	0	0	0
901001494	Burnsville	MN		04/16/2018		33,241	0	0	0	0	0	0	33,241	33,241	0	0	0
901001496	Rock Hill	SC		03/21/2018		36,060	0	0	0	0	0	0	36,060	36,060	0	0	0
901001499	Denver	CO		04/06/2018		40,056	0	0	0	0	0	0	40,056	40,056	0	0	0
901001500	Sarasota	FL		06/21/2018		20,806	0	0	0	0	0	0	20,806	20,806	0	0	0
901001501	Perkasie	PA		06/18/2018		11,412	0	0	0	0	0	0	11,412	11,412	0	0	0
901001502	San Antonio	TX		06/01/2018		36,907	0	0	0	0	0	0	36,907	36,907	0	0	0
901001505	Richmond	VA		08/17/2018		16,035	0	0	0	0	0	0	16,035	16,035	0	0	0
901001514	Broomfield	CO		07/13/2018		90,843	0	0	0	0	0	0	90,843	90,843	0	0	0
901001515	Savage	MN		04/26/2018		20,012	0	0	0	0	0	0	20,012	20,012	0	0	0
901001518	Phoenix	AZ		05/23/2018		13,248	0	0	0	0	0	0	13,248	13,248	0	0	0
901001520	Kennett Square	PA		07/17/2018		90,242	0	0	0	0	0	0	90,242	90,242	0	0	0
901001525	El Segundo	CA		06/20/2018		41,493	0	0	0	0	0	0	41,493	41,493	0	0	0
901001527	Naperville	IL		05/31/2018		33,675	0	0	0	0	0	0	33,675	33,675	0	0	0
901001539	Lynnwood	WA		06/13/2018		20,610	0	0	0	0	0	0	20,610	20,610	0	0	0
901001541	Hauppauge	NY		08/02/2018		9,791	0	0	0	0	0	0	9,791	9,791	0	0	0
901001544	Atlanta	GA		09/12/2018		95,624	0	0	0	0	0	0	95,624	95,624	0	0	0
901001546	Durham	NC		07/31/2018		28,791	0	0	0	0	0	0	28,791	28,791	0	0	0
901001549	Kent	WA		07/31/2018		27,976	0	0	0	0	0	0	27,976	27,976	0	0	0
901001552	Sewell	NJ		08/08/2018		34,500	0	0	0	0	0	0	34,500	34,500	0	0	0
901001553	Louisville	KY		07/09/2018		24,895	0	0	0	0	0	0	24,895	24,895	0	0	0
901001554	Baltimore	MD		10/31/2018		113,872	0	0	0	0	0	0	113,872	113,872	0	0	0
901001555	Bellingham	WA		10/10/2018		30,667	0	0	0	0	0	0	30,667	30,667	0	0	0
901001556	Henderson	NV		08/09/2018		53,182	0	0	0	0	0	0	53,182	53,182	0	0	0
901001559	Austin	TX		10/05/2018		33,179	0	0	0	0	0	0	33,179	33,179	0	0	0
901001561	Denver	CO		09/13/2018		20,342	0	0	0	0	0	0	20,342	20,342	0	0	0
901001562	Birmingham	AL		08/20/2018		54,987	0	0	0	0	0	0	54,987	54,987	0	0	0
901001563	Gastonia	NC		08/10/2018		33,105	0	0	0	0	0	0	33,105	33,105	0	0	0
901001564	Boston	MA		08/13/2018		9,807	0	0	0	0	0	0	9,807	9,807	0	0	0
901001565	Boston	MA		08/13/2018		12,566	0	0	0	0	0	0	12,566	12,566	0	0	0
901001566	Boston	MA		08/13/2018		19,805	0	0	0	0	0	0	19,805	19,805	0	0	0
901001567	Boston	MA		08/13/2018		18,193	0	0	0	0	0	0	18,193	18,193	0	0	0
901001570	Fredrick	MD		07/30/2018		87,056	0	0	0	0	0	0	87,056	87,056	0	0	0
901001571	Greenwood Village	CO		06/29/2018		46,187	0	0	0	0	0	0	46,187	46,187	0	0	0
901001577	Minneapolis	MN		08/29/2018		22,919	0	0	0	0	0	0	22,919	22,919	0	0	0
901001582	Murfreesboro	TN		08/27/2018		16,697	0	0	0	0	0	0	16,697	16,697	0	0	0
901001583	Naperville	IL		08/27/2018		23,068	0	0	0	0	0	0	23,068	23,068	0	0	0
901001584	Louisville	KY		08/24/2018		20,729	0	0	0	0	0	0	20,729	20,729	0	0	0
901001585	Richboro	PA		09/20/2018		34,472	0	0	0	0	0	0	34,472	34,472	0	0	0
901001586	Richboro	PA		09/20/2018		11,630	0	0	0	0	0	0	11,630	11,630	0	0	0
901001599	Draper	UT		10/24/2018		60,376	0	0	0	0	0	0	60,376	60,376	0	0	0
901001602	Morristown	NJ		10/10/2018		21,985	0	0	0	0	0	0	21,985	21,985	0	0	0
901001606	Sterling	VA		10/16/2018		31,189	0	0	0	0	0	0	31,189	31,189	0	0	0
901001607	American Fork	UT		10/15/2018		31,365	0	0	0	0	0	0	31,365	31,365	0	0	0
901001608	Landover	MD		10/15/2018		16,323	0	0	0	0	0	0	16,323	16,323	0	0	0

STATEMENT AS OF MARCH 31, 2022 OF GENWORTH LIFE INSURANCE COMPANY

SCHEDULE B - PART 3

Showing All Mortgage Loans DISPOSED, Transferred or Repaid During the Current Quarter

1 Loan Number	2 Location		4 Loan Type	5 Date Acquired	6 Disposal Date	7 Book Value/ Recorded Investment Excluding Accrued Interest Prior Year	8 Change in Book Value/Recorded Investment						14 Book Value/ Recorded Investment Excluding Accrued Interest on Disposal	15 Consid- eration	16 Foreign Exchange Gain (Loss) on Disposal	17 Realized Gain (Loss) on Disposal	18 Total Gain (Loss) on Disposal
	2 City	3 State					8 Unrealized Valuation Increase (Decrease)	9 Current Year's (Amortization) /Accretion	10 Current Year's Other- Than- Temporary Impairment Recognized	11 Capitalized Deferred Interest and Other	12 Total Change in Book Value (8+9-10+11)	13 Total Foreign Exchange Change in Book Value					
901001609	Denver	CO		12/06/2018		12,041	.0	.0	.0	.0	.0	.0	12,041	12,041	.0	.0	.0
901001610	Jacksonville	FL		10/18/2018		117,696	.0	.0	.0	.0	.0	.0	117,696	117,696	.0	.0	.0
901001611	League City	TX		11/06/2018		44,529	.0	.0	.0	.0	.0	.0	44,529	44,529	.0	.0	.0
901001613	Bellingham	WA		11/19/2018		78,439	.0	.0	.0	.0	.0	.0	78,439	78,439	.0	.0	.0
901001614	San Diego	CA		10/19/2018		6,669	.0	.0	.0	.0	.0	.0	6,669	6,669	.0	.0	.0
901001615	Tucson	AZ		11/08/2018		16,351	.0	.0	.0	.0	.0	.0	16,351	16,351	.0	.0	.0
901001617	Westminster	CO		10/11/2018		7,898	.0	.0	.0	.0	.0	.0	7,898	7,898	.0	.0	.0
901001618	Houston	TX		01/29/2019		16,095	.0	.0	.0	.0	.0	.0	16,095	16,095	.0	.0	.0
901001620	Mt. Olive	NJ		12/04/2018		19,092	.0	.0	.0	.0	.0	.0	19,092	19,092	.0	.0	.0
901001621	Wheaton	IL		11/13/2018		23,768	.0	.0	.0	.0	.0	.0	23,768	23,768	.0	.0	.0
901001622	Southampton	NY		12/10/2018		89,121	.0	.0	.0	.0	.0	.0	89,121	89,121	.0	.0	.0
901001623	Denver	CO		12/21/2018		16,401	.0	.0	.0	.0	.0	.0	16,401	16,401	.0	.0	.0
901001624	Arbutus	MD		01/15/2019		16,277	.0	.0	.0	.0	.0	.0	16,277	16,277	.0	.0	.0
901001633	Deerfield Beach	FL		11/29/2018		37,044	.0	.0	.0	.0	.0	.0	37,044	37,044	.0	.0	.0
901001637	Reno	NV		02/06/2019		49,157	.0	.0	.0	.0	.0	.0	49,157	49,157	.0	.0	.0
901001639	Spokane	WA		01/18/2019		22,375	.0	.0	.0	.0	.0	.0	22,375	22,375	.0	.0	.0
901001641	Matthews	NC		02/21/2019		62,736	.0	.0	.0	.0	.0	.0	62,736	62,736	.0	.0	.0
901001644	Mettawa	IL		01/10/2019		84,837	.0	.0	.0	.0	.0	.0	84,837	84,837	.0	.0	.0
901001645	Las Vegas	NV		02/20/2019		12,020	.0	.0	.0	.0	.0	.0	12,020	12,020	.0	.0	.0
901001646	Richmond	VA		02/21/2019		111,736	.0	.0	.0	.0	.0	.0	111,736	111,736	.0	.0	.0
901001647	San Diego	CA		12/18/2018		68,664	.0	.0	.0	.0	.0	.0	68,664	68,664	.0	.0	.0
901001648	Denver	CO		12/28/2018		42,293	.0	.0	.0	.0	.0	.0	42,293	42,293	.0	.0	.0
901001701	Westminster	CO		12/27/2018		33,586	.0	.0	.0	.0	.0	.0	33,586	33,586	.0	.0	.0
901001702	Yakima	WA		02/07/2019		34,707	.0	.0	.0	.0	.0	.0	34,707	34,707	.0	.0	.0
901001704	Spanish Fork	UT		12/28/2018		21,142	.0	.0	.0	.0	.0	.0	21,142	21,142	.0	.0	.0
901001709	Shirley	NY		01/29/2019		31,255	.0	.0	.0	.0	.0	.0	31,255	31,255	.0	.0	.0
901001710	Arlington Heights	IL		01/15/2019		16,878	.0	.0	.0	.0	.0	.0	16,878	16,878	.0	.0	.0
901001712	Portland	OR		02/06/2019		21,203	.0	.0	.0	.0	.0	.0	21,203	21,203	.0	.0	.0
901001722	Dubois	PA		02/12/2019		24,134	.0	.0	.0	.0	.0	.0	24,134	24,134	.0	.0	.0
901001723	O'Fallon	MO		03/04/2019		73,465	.0	.0	.0	.0	.0	.0	73,465	73,465	.0	.0	.0
901001724	New York	NY		02/27/2019		19,291	.0	.0	.0	.0	.0	.0	19,291	19,291	.0	.0	.0
901001725	Kingston	NY		02/27/2019		15,474	.0	.0	.0	.0	.0	.0	15,474	15,474	.0	.0	.0
901001726	Farmingdale	NY		04/18/2019		29,827	.0	.0	.0	.0	.0	.0	29,827	29,827	.0	.0	.0
901001728	Arlington Heights	IL		04/15/2019		18,126	.0	.0	.0	.0	.0	.0	18,126	18,126	.0	.0	.0
901001736	Salt Lake City	UT		04/25/2019		26,424	.0	.0	.0	.0	.0	.0	26,424	26,424	.0	.0	.0
901001737	Linthicum Heights	MD		03/27/2019		47,173	.0	.0	.0	.0	.0	.0	47,173	47,173	.0	.0	.0
901001745	Conshohocken	PA		03/08/2019		95,365	.0	.0	.0	.0	.0	.0	95,365	95,365	.0	.0	.0
901001746	Naperville	IL		03/19/2019		94,616	.0	.0	.0	.0	.0	.0	94,616	94,616	.0	.0	.0
901001747	Willowbrook	IL		03/19/2019		16,260	.0	.0	.0	.0	.0	.0	16,260	16,260	.0	.0	.0
901001748	Chicago	IL		03/12/2019		15,404	.0	.0	.0	.0	.0	.0	15,404	15,404	.0	.0	.0
901001749	Carlsbad	CA		02/28/2019		64,239	.0	.0	.0	.0	.0	.0	64,239	64,239	.0	.0	.0
901001751	Lancaster	PA		03/26/2019		286,793	.0	.0	.0	.0	.0	.0	286,793	286,793	.0	.0	.0
901001752	Branford	CT		03/13/2019		75,193	.0	.0	.0	.0	.0	.0	75,193	75,193	.0	.0	.0
901001753	Carlsbad	CA		02/28/2019		33,714	.0	.0	.0	.0	.0	.0	33,714	33,714	.0	.0	.0
901001754	Roseville	MIN		04/10/2019		31,951	.0	.0	.0	.0	.0	.0	31,951	31,951	.0	.0	.0
901001755	Denver	CO		04/15/2019		17,734	.0	.0	.0	.0	.0	.0	17,734	17,734	.0	.0	.0
901001757	Manchester	NH		03/27/2019		112,929	.0	.0	.0	.0	.0	.0	112,929	112,929	.0	.0	.0
901001758	Huntersville	NC		04/08/2019		45,867	.0	.0	.0	.0	.0	.0	45,867	45,867	.0	.0	.0
901001760	Durham	NC		04/04/2019		15,977	.0	.0	.0	.0	.0	.0	15,977	15,977	.0	.0	.0
901001761	Copperas Cove	TX		03/29/2019		70,312	.0	.0	.0	.0	.0	.0	70,312	70,312	.0	.0	.0
901001762	Weymouth	MA		04/01/2019		16,004	.0	.0	.0	.0	.0	.0	16,004	16,004	.0	.0	.0
901001765	Sparta	NJ		08/14/2019		100,225	.0	.0	.0	.0	.0	.0	100,225	100,225	.0	.0	.0
901001767	St Paul	MIN		04/15/2019		62,682	.0	.0	.0	.0	.0	.0	62,682	62,682	.0	.0	.0
901001769	Brighton	CO		04/11/2019		20,792	.0	.0	.0	.0	.0	.0	20,792	20,792	.0	.0	.0
901001771	Upper Marlboro	MD		05/15/2019		56,921	.0	.0	.0	.0	.0	.0	56,921	56,921	.0	.0	.0
901001772	Mayfield	OH		04/09/2019		23,850	.0	.0	.0	.0	.0	.0	23,850	23,850	.0	.0	.0
901001773	Richmond	VA		02/21/2019		83,508	.0	.0	.0	.0	.0	.0	83,508	83,508	.0	.0	.0
901001778	Ellicott City	MD		05/08/2019		15,906	.0	.0	.0	.0	.0	.0	15,906	15,906	.0	.0	.0
901001779	Chaska	MIN		05/08/2019		26,562	.0	.0	.0	.0	.0	.0	26,562	26,562	.0	.0	.0
901001780	Carlsbad	CA		03/15/2019		34,419	.0	.0	.0	.0	.0	.0	34,419	34,419	.0	.0	.0

E02.10

STATEMENT AS OF MARCH 31, 2022 OF GENWORTH LIFE INSURANCE COMPANY

SCHEDULE B - PART 3

Showing All Mortgage Loans DISPOSED, Transferred or Repaid During the Current Quarter

1 Loan Number	2 Location		4 Loan Type	5 Date Acquired	6 Disposal Date	7 Book Value/ Recorded Investment Excluding Accrued Interest Prior Year	8 Change in Book Value/Recorded Investment					14 Book Value/ Recorded Investment Excluding Accrued Interest on Disposal	15 Consid- eration	16 Foreign Exchange Gain (Loss) on Disposal	17 Realized Gain (Loss) on Disposal	18 Total Gain (Loss) on Disposal	
	2 City	3 State					8 Unrealized Valuation Increase (Decrease)	9 Current Year's (Amortization) /Accretion	10 Current Year's Other- Than- Temporary Impairment Recognized	11 Capitalized Deferred Interest and Other	12 Total Change in Book Value (8+9-10+11)						13 Total Foreign Exchange Change in Book Value
901002057	Davenport	IA		08/26/2021		15,800	0	0	0	0	0	0	15,800	15,800	0	0	0
901002058	Davenport	IA		08/26/2021		12,748	0	0	0	0	0	0	12,748	12,748	0	0	0
901002060	Spanish Fork	UT		08/06/2021		67,539	0	0	0	0	0	0	67,539	67,539	0	0	0
901002061	Las Vegas	NV		08/25/2021		54,864	0	0	0	0	0	0	54,864	54,864	0	0	0
901002064	White Settlement	TX		08/31/2021		44,088	0	0	0	0	0	0	44,088	44,088	0	0	0
901002066	Henderson	NV		07/29/2021		124,750	0	0	0	0	0	0	124,750	124,750	0	0	0
901002067	Sparks	NV		08/19/2021		37,576	0	0	0	0	0	0	37,576	37,576	0	0	0
901002069	Chicago	IL		08/27/2021		10,719	0	0	0	0	0	0	10,719	10,719	0	0	0
901002070	Chicago	IL		08/27/2021		11,910	0	0	0	0	0	0	11,910	11,910	0	0	0
901002098	Puyallup	WA		11/22/2021		93,317	0	0	0	0	0	0	93,317	93,317	0	0	0
901002102	Baltimore	MD		11/24/2021		28,059	0	0	0	0	0	0	28,059	28,059	0	0	0
901002104	Waunakee	WI		12/09/2021		28,606	0	0	0	0	0	0	28,606	28,606	0	0	0
901002105	Brookfield	WI		12/09/2021		47,467	0	0	0	0	0	0	47,467	47,467	0	0	0
901002106	Springfield	PA		12/22/2021		48,467	0	0	0	0	0	0	48,467	48,467	0	0	0
901002107	Golden	CO		01/21/2022		0	0	0	0	0	0	0	66,964	66,964	0	0	0
901002114	Sachse	TX		01/27/2022		0	0	0	0	0	0	0	6,025	6,025	0	0	0
901002120	Orland Hills	IL		01/20/2022		0	0	0	0	0	0	0	21,604	21,604	0	0	0
0299999. Mortgages with partial repayments						39,960,313	0	0	0	0	0	0	40,054,906	40,054,906	0	0	0
0599999 - Totals						61,495,667	0	0	0	0	0	0	61,590,260	61,590,260	0	0	0

STATEMENT AS OF MARCH 31, 2022 OF GENWORTH LIFE INSURANCE COMPANY

SCHEDULE BA - PART 2

Showing Other Long-Term Invested Assets ACQUIRED AND ADDITIONS MADE During the Current Quarter

1 CUSIP Identification	2 Name or Description	3 Location		5 Name of Vendor or General Partner	6 NAIC Designation, NAIC Designation Modifier and SVO Administrative Symbol	7 Date Originally Acquired	8 Type and Strategy	9 Actual Cost at Time of Acquisition	10 Additional Investment Made After Acquisition	11 Amount of Encumbrances	12 Commitment for Additional Investment	13 Percentage of Ownership		
		City	State											
	Advent International GPE IX Limited Partnership	Cayman Islands		Advent International GPE IX Limited Partnership		05/17/2019	3		4,736,725		12,296,705	0.525		
	AEA Investors Fund VII LP	Cayman Islands		AEA Investors Fund VII LP		07/01/2019	3		8,742,796		10,205,593	0.914		
	AG Credit Solutions Fund, L.P.	Dover	DE	AG Credit Solutions Fund, L.P.		02/03/2020	2		1,200,000		4,065,068	1.060		
	Aquiline Financial Services Fund IV L.P.	Cayman Islands		Aquiline Financial Services Fund IV L.P.		08/02/2019	3		3,118,585		4,491,737	1.181		
	Atlantic Street Capital IV, L.P.	Wilmington	DE	Atlantic Street Capital IV, L.P.		02/19/2019	3		1,000,754		9,739,919	6.126		
	BID II Note Issuer L.P.	Cayman Islands		BID II Note Issuer L.P.		08/07/2020			168,061		1,112,219	17.000		
	Blackstone Capital Opportunities Fund IV LP	Wilmington	DE	Blackstone Capital Opportunities Fund IV LP		07/31/2020	2		139		17,061,670	0.483		
	Blackstone Growth L.P.	Wilmington	DE	Blackstone Growth L.P.		07/17/2020			1,216,335		5,607,386	0.321		
	Blackstone Life Sciences Yield L.P.	Wilmington	DE	Blackstone Life Sciences Yield L.P.		03/25/2022	2	750,000			14,250,000	1.000		
	Blackstone Tactical Opportunities Fund (Songs Co-Invest) L.P.	Wilmington	DE	Blackstone Tactical Opportunities Fund (Songs Co-Invest) L.P.		02/18/2022	3	3,240,000			6,760,000	2.500		
	Blackstone Tactical Opportunities Fund III L.P.	Wilmington	DE	Blackstone Tactical Opportunities Fund III L.P.		03/01/2019	3		1,682,811		9,312,186	0.586		
	Brookfield Infrastructure Fund IV-B	Wilmington	DE	Brookfield Infrastructure Fund IV-B		02/06/2020			584,511		6,575,556	0.096		
	Clarion Investors III, LP	Cayman Islands		Clarion Investors III, LP		03/01/2019	3		1,674,295		11,480,991	3.101		
	Eastern Bell Capital Fund I, L.P.	Cayman Islands		Eastern Bell Capital Fund I, L.P.		01/16/2019	1		136,986		295,186	2.727		
	Further Global Capital Partners, L.P.	Cayman Islands		Further Global Capital Partners, L.P.		09/30/2019	3		1,470,393		6,418,961	4.568		
	GENSTAR CAPITAL PARTNERS VII LP	Wilmington	DE	GENSTAR CAPITAL PARTNERS VII LP		10/01/2015	3		209,431		420,658	1.273		
	Genstar Capital Partners X, L.P.	Wilmington	DE	Genstar Capital Partners X, L.P.		05/01/2021	3		351,362		30,130,095	0.456		
	GOODE PARTNERS CONSUMER FUND III	Wilmington	DE	GOODE PARTNERS CONSUMER FUND III		12/29/2015	3		4,472,168		1,340,188	6.316		
	Great Point Partners III, L.P.	Wilmington	DE	Great Point Partners III, L.P.		05/31/2019			1,322,174		6,191,500	5.316		
	GSO Capital Opportunities Fund III, L.P.	Wilmington	DE	GSO Capital Opportunities Fund III, L.P.		09/22/2016	2		18,298		6,191,739	0.281		
	GTCR Fund XIII LP	Wilmington	DE	GTCR Fund XIII LP		10/27/2020	3		1,712,774		20,410,000	0.387		
	Hellman & Friedman Capital Partners X, L.P.	Cayman Islands		Hellman & Friedman Capital Partners X, L.P.		11/24/2021	3		11,005,661		11,827,515	0.234		
	Insight Partners XII, L.P.	Cayman Islands		Insight Partners XII, L.P.		07/15/2021	3		1,700,000		9,350,000	0.100		
	Joy Capital Opportunity, L.P.	Cayman Islands		Joy Capital Opportunity, L.P.		11/29/2018			137,615		494,948	2.884		
	Kinderhook Capital Fund 7, L.P.	Wilmington	DE	Kinderhook Capital Fund 7, L.P.		02/28/2022	3	1,404,566			28,478,670	0.731		
	L Catterton Growth IV, L.P.	Wilmington	DE	L Catterton Growth IV, L.P.		09/22/2021	3		995,789		6,745,022	1.907		
	Levine Leichtman Capital Partners VI, L.P.	Wilmington	DE	Levine Leichtman Capital Partners VI, L.P.		06/21/2018	3		560,417		4,987,555	0.557		
	Nautic Partners IX, L.P.	Wilmington	DE	Nautic Partners IX, L.P.		03/12/2019	3		2,188,138		4,419,820	1.436		
	Nautic Partners X, L.P.	Wilmington	DE	Nautic Partners X, L.P.		01/27/2022	3	2,607,588			27,091,294	1.308		
	NB Secondary Opportunities Fund V LP	Newark	DE	NB Secondary Opportunities Fund V LP		01/01/2021			400,000		19,337,500	1.040		
	NB Select Opportunities IV LP	Newark	DE	NB Select Opportunities IV LP		03/05/2021	3		13,800,000		10,200,000	7.152		
	New Enterprise Associates 16, L.P.	Wilmington	DE	New Enterprise Associates 16, L.P.		05/17/2017	1		400,000		2,500,000	0.507		
	New Enterprise Associates 17, L.P.	Wilmington	DE	New Enterprise Associates 17, L.P.		07/01/2019	1		200,000		3,100,000	0.246		
	New Enterprise Associates 18, L.P.	Wilmington	DE	New Enterprise Associates 18, L.P.		02/14/2022	1	350,000	425,000		9,225,000	0.290		
	New Mountain Partners VI, L.P.	Wilmington	DE	New Mountain Partners VI, L.P.		04/21/2020	3		2,865,970		19,870,523	0.318		
	Newstone Capital Partners III, L.P.	Wilmington	DE	Newstone Capital Partners III, L.P.		12/27/2016	2		6,108		1,466,280	2.610		
	Newstone Capital Partners IV, L.P.	Wilmington	DE	Newstone Capital Partners IV, L.P.		07/01/2019	2		2,025,291		15,365,450	2.527		
	North Castle Partners VII, L.P.	Wilmington	DE	North Castle Partners VII, L.P.		12/27/2018	3		866,106		9,264,778	7.401		
	Oaktree Opportunities Fund XI, L.P.	Cayman Islands		Oaktree Opportunities Fund XI, L.P.		12/18/2020	2		3,000,000		11,000,000	0.233		
	PA DIRECT CREDIT OPPORTUNITIES FUND II, L.P.	Wilmington	DE	PA DIRECT CREDIT OPPORTUNITIES FUND II, L.P.		05/15/2017	2		2,088		2,210,689	2.490		
	PA Direct Credit Opportunities Fund III, L.P.	Wilmington	DE	PA Direct Credit Opportunities Fund III, L.P.		05/29/2020	2		900,239		11,760,875	1.776		
	Platinum Equity Capital Partners V, L.P.	Wilmington	DE	Platinum Equity Capital Partners V, L.P.		07/01/2019	3		799,800		2,728,282	0.380		
	Silver Oak Services Partners III, L.P.	Wilmington	DE	Silver Oak Services Partners III, L.P.		11/21/2016	3		57,018		1,254,600	5.587		
	SP Mars Investors L.P.	Wilmington	DE	SP Mars Investors L.P.		12/20/2019			107,813		1,594,898	6.250		
	Strategic Partners GP Solutions L.P.	Wilmington	DE	Strategic Partners GP Solutions L.P.		03/25/2022	3	3,437,500			21,236,979	3.689		
	Strategic Partners Infrastructure III L.P.	Wilmington	DE	Strategic Partners Infrastructure III L.P.		04/14/2020			840,200		41,268,965	1.639		
	Strategic Partners IX L.P.	Wilmington	DE	Strategic Partners IX L.P.		12/22/2021	3		2,500,000		42,365,625	0.407		
	Strategic Partners VIII L.P.	Wilmington	DE	Strategic Partners VIII L.P.		03/14/2019			2,875,000		32,133,029	0.496		
	Summit Partners Growth Equity Fund X-A, L.P.	Cayman Islands		Summit Partners Growth Equity Fund X-A, L.P.		03/01/2019			2,107,878		14,589,709	1.322		
	Tailwind Capital Partners III, L.P.	Wilmington	DE	Tailwind Capital Partners III, L.P.		09/26/2018			275,980		7,744,943	1.647		
	Ten Coves Capital II, LP	Wilmington	DE	Ten Coves Capital II, LP		05/23/2018			71,907		225,628	1.031		
	Thoma Bravo Discover Fund III, L.P.	Wilmington	DE	Thoma Bravo Discover Fund III, L.P.		05/29/2020	3		806,783		1,816,850	0.399		
	Thoma Bravo Fund XIV, L.P.	Wilmington	DE	Thoma Bravo Fund XIV, L.P.		05/29/2020	3		2,196,685		1,463,940	0.358		
1999999	Joint Venture Interests - Common Stock - Unaffiliated								11,789,654		87,936,084	0	561,476,723	XXX
	Blackstone Real Estate Partners IX L.P.	Wilmington	DE	Blackstone Real Estate Partners IX L.P.		03/01/2019			2,170,111		22,181,447		0.216	

E03

STATEMENT AS OF MARCH 31, 2022 OF GENWORTH LIFE INSURANCE COMPANY

SCHEDULE BA - PART 2

Showing Other Long-Term Invested Assets ACQUIRED AND ADDITIONS MADE During the Current Quarter

1 CUSIP Identification	2 Name or Description	3 Location		5 Name of Vendor or General Partner	6 NAIC Designation, NAIC Designation Modifier and SVO Administrative Symbol	7 Date Originally Acquired	8 Type and Strategy	9 Actual Cost at Time of Acquisition	10 Additional Investment Made After Acquisition	11 Amount of Encumbrances	12 Commitment for Additional Investment	13 Percentage of Ownership
		City	State									
	Strategic Partners Real Estate VII L.P.	Wilmington	DE	Strategic Partners Real Estate VII L.P.		05/20/2019			4,031,652		21,220,018	2.364
2199999	Joint Venture Interests - Real Estate - Unaffiliated							0	6,201,763	0	43,401,466	XXX
2499999	Joint Venture Interests - Mortgage Loans - Affiliated							0	0	0	0	XXX
2799999	Surplus Debentures, etc - Unaffiliated							0	0	0	0	XXX
4899999	Total - Unaffiliated							11,789,654	94,137,847	0	604,878,189	XXX
4999999	Total - Affiliated							0	0	0	0	XXX
5099999	Totals							11,789,654	94,137,847	0	604,878,189	XXX

SCHEDULE BA - PART 3

Showing Other Long-Term Invested Assets DISPOSED, Transferred or Repaid During the Current Quarter

1 CUSIP Identification	2 Name or Description	3 Location		5 Name of Purchaser or Nature of Disposal	6 Date Originally Acquired	7 Disposal Date	8 Book/ Adjusted Carrying Value Less Encumbrances, Prior Year	9 Change in Book/Adjusted Carrying Value						15 Book/ Adjusted Carrying Value Less Encumbrances on Disposal	16 Consid-eration	17 Foreign Exchange Gain (Loss) on Disposal	18 Realized Gain (Loss) on Disposal	19 Total Gain (Loss) on Disposal	20 Invest-ment Income
		City	State					9 Unrealized Valuation Increase (De-crease)	10 Current Year's (Depre-ciation) or (Amorti-zation)/ Accretion	11 Current Year's Other Than Temporary Impair-ment Recog-nized	12 Capital-ized Deferred Interest and Other	13 Total Change in Book/ Adjusted Carrying Value (9+10-11+12)	14 Total Foreign Exchange Change in Book/ Adjusted Carrying Value						
	Atlantic Street Capital IV, L.P.	Wilmington	DE	RETURN OF CAPITAL	02/19/2019	03/21/2022	930,232					0	930,232	930,232			0	(264,161)	
	Blackstone Capital Opportunities Fund IV LP	Wilmington	DE	RETURN OF CAPITAL	07/31/2020	03/28/2022	77,682					0	77,682	77,682			0	22,727	
	Blackstone Tactical Opportunities Fund III L.P.	Wilmington	DE	RETURN OF CAPITAL	03/01/2019	03/30/2022	79,289					0	79,289	79,289			0	(429,946)	
	Dominus Capital Partners II, L.P.	Wilmington	DE	RETURN OF CAPITAL	09/30/2019	03/24/2022	49,815					0	49,815	49,815			0	78,786	
	Dominus Capital Partners, L.P.	Wilmington	DE	IMPAIRMENT	09/30/2019	03/31/2022		186,609			186,609	0					0		
	Eastern Bell Capital Fund I, L.P.	Cayman Islands		RETURN OF CAPITAL	01/16/2019	01/12/2022	7,508					0	7,508	7,508			0		
	Further Global Capital Partners, L.P.	Cayman Islands		RETURN OF CAPITAL	09/30/2019	03/09/2022	344,825					0	344,825	344,825			0	110,080	
	GCP II/III SPV, L.P.	Wilmington	DE	RETURN OF CAPITAL	12/05/2017	03/28/2022	187,756					0	187,756	187,756			0	29,868	
	Genstar Capital Partners IX, L.P.	Wilmington	DE	RETURN OF CAPITAL	03/01/2019	03/30/2022	1,078,678					0	1,078,678	1,078,678			0	(80,764)	
	Genstar IX Opportunities Fund I, L.P.	Wilmington	DE	RETURN OF CAPITAL	07/08/2019	01/06/2022	623,340					0	623,340	623,340			0	(14,875)	
	GOODE PARTNERS CONSUMER FUND III	Wilmington	DE	RETURN OF CAPITAL	12/29/2015	01/18/2022	5,752,818					0	5,752,818	5,752,818			0	(47,732)	
	GSO Capital Opportunities Fund III, L.P.	Wilmington	DE	RETURN OF CAPITAL	09/22/2016	03/30/2022	51,353					0	51,353	51,353			0	153,669	
	GTCR (CC) Investment LP	Dover	DE	RETURN OF CAPITAL	10/22/2020	03/14/2022	6,721,311					0	6,721,311	6,721,311			0	663,461	
	GTCR Fund XII/A LP	Wilmington	DE	RETURN OF CAPITAL	05/01/2018	03/28/2022	1,318,030					0	1,318,030	1,318,030			0	267,405	
	IIF L.P.	Wilmington	DE	RETURN OF CAPITAL	02/23/2017	03/29/2022	63,877					0	63,877	63,877			0	171,137	
	Kinderhook Capital Fund V, L.P.	Wilmington	DE	RETURN OF CAPITAL	01/01/2018	03/03/2022	1,654,667					0	1,654,667	1,654,667			0	3,173,395	
	M/C Partners VIII, L.P.	Wilmington	DE	RETURN OF CAPITAL	03/01/2019	01/14/2022	837,955					0	837,955	837,955			0	1,256,933	
	NB Select Opportunities Fund II LP	Newark	DE	RETURN OF CAPITAL	09/20/2019	03/18/2022	644,000					0	644,000	644,000			0	2,156,000	
	NB Select Opportunities Fund III LP	Newark	DE	RETURN OF CAPITAL	01/14/2020	03/17/2022	2,160,000					0	2,160,000	2,160,000			0	840,000	
	NB Stratus Holdings LP	Newark	DE	RETURN OF CAPITAL	11/12/2021	01/14/2022	422,222					0	422,222	422,222			0		
	New Enterprise Associates 15, L.P.	Wilmington	DE	RETURN OF CAPITAL	03/31/2015	03/23/2022	222,315					0	222,315	222,315			0	645,981	
	New Enterprise Associates 17, L.P.	Wilmington	DE	RETURN OF CAPITAL	07/01/2019	01/28/2022	70,903					0	70,903	70,903			0	1,391	
	New Mountain Partners VI, L.P.	Wilmington	DE	RETURN OF CAPITAL	04/21/2020	03/28/2022	2,278					0	2,278	2,278			0	(129,846)	

STATEMENT AS OF MARCH 31, 2022 OF GENWORTH LIFE INSURANCE COMPANY

SCHEDULE BA - PART 3

Showing Other Long-Term Invested Assets DISPOSED, Transferred or Repaid During the Current Quarter

1 CUSIP Identification	2 Name or Description	Location		5 Name of Purchaser or Nature of Disposal	6 Date Originally Acquired	7 Disposal Date	8 Book/ Adjusted Carrying Value Less Encum- brances, Prior Year	Change in Book/Adjusted Carrying Value						15 Book/ Adjusted Carrying Value Less Encum- brances on Disposal	16 Consid- eration	17 Foreign Exchange Gain (Loss) on Disposal	18 Realized Gain (Loss) on Disposal	19 Total Gain (Loss) on Disposal	20 Invest- ment Income
		3 City	4 State					9 Unrealized Valuation Increase (De- crease)	10 Current Year's (Depre- ciation) or (Amorti- zation)/ Accretion	11 Current Year's Other Than Temporary Impairment Recogn- ized	12 Capital- ized Deferred Interest and Other	13 Total Change in Book/ Adjusted Carrying Value (9+10- 11+12)	14 Total Foreign Exchange Change in Book/ Adjusted Carrying Value						
	NGP XI Luxe Coinvest, L.L.C.	Dover	DE	RETURN OF CAPITAL	08/13/2018	03/22/2022	587,078						0	587,078	587,078			0	(172,137)
	PA DIRECT CREDIT OPPORTUNITIES FUND II, L.P.	Wilmington	DE	RETURN OF CAPITAL	05/15/2017	01/18/2022	24,207						0	24,207	24,207			0	151,059
	Platinum Equity Capital Partners V, L.P.	Wilmington	DE	RETURN OF CAPITAL	07/01/2019	03/18/2022	212,090						0	212,090	212,090			0	18,228
	SAIF Partners IV, L.P.	Cayman Islands		RETURN OF CAPITAL	06/30/2016	03/14/2022	75,803						0	75,803	75,803			0	(23,632)
	SP Mars Investors L.P.	Wilmington	DE	RETURN OF CAPITAL	12/20/2019	02/03/2022	528,125						0	528,125	528,125			0	(1,563)
	STONEPEAK INFRASTRUCTURE FUND III LP	Wilmington	DE	RETURN OF CAPITAL	06/25/2018	02/03/2022	1,186,671						0	1,186,671	1,186,671			0	851,123
	Strategic Partners Infrastructure III L.P.	Wilmington	DE	RETURN OF CAPITAL	04/14/2020	03/31/2022	863,556						0	863,556	863,556			0	(468,825)
	Strategic Partners IX L.P.	Wilmington	DE	RETURN OF CAPITAL	12/22/2021	03/18/2022	151,070						0	151,070	151,070			0	(379,132)
	Strategic Partners VIII L.P.	Wilmington	DE	RETURN OF CAPITAL	03/14/2019	03/25/2022	5,000,000						0	5,000,000	5,000,000			0	(501,961)
	Thoma Bravo Discover Fund III, L.P.	Wilmington	DE	RETURN OF CAPITAL	05/29/2020	01/28/2022	76,349						0	76,349	76,349			0	(3,460)
	Thoma Bravo Fund XII, L.P.	Wilmington	DE	RETURN OF CAPITAL	05/26/2016	03/11/2022	9,206						0	9,206	9,206			0	1,676,307
1999999	Joint Venture Interests - Common Stock - Unaffiliated						32,015,009	186,609	0	186,609	0	0	0	32,015,009	32,015,009	0	0	0	9,749,516
	Blackstone Real Estate Partners IX L.P.	Wilmington	DE	RETURN OF CAPITAL	03/01/2019	03/02/2022	2,055,998						0	2,055,998	2,055,998			0	2,398,086
2199999	Joint Venture Interests - Real Estate - Unaffiliated						2,055,998	0	0	0	0	0	0	2,055,998	2,055,998	0	0	0	2,398,086
2399999	Joint Venture Interests - Mortgage Loans - Unaffiliated						0	0	0	0	0	0	0	0	0	0	0	0	0
2499999	Joint Venture Interests - Mortgage Loans - Affiliated						0	0	0	0	0	0	0	0	0	0	0	0	0
2799999	Surplus Debentures, etc - Unaffiliated						0	0	0	0	0	0	0	0	0	0	0	0	0
4899999	Total - Unaffiliated						34,071,007	186,609	0	186,609	0	0	0	34,071,007	34,071,007	0	0	0	12,147,602
4999999	Total - Affiliated						0	0	0	0	0	0	0	0	0	0	0	0	0
5099999	Totals						34,071,007	186,609	0	186,609	0	0	0	34,071,007	34,071,007	0	0	0	12,147,602

E03.2

STATEMENT AS OF MARCH 31, 2022 OF GENWORTH LIFE INSURANCE COMPANY

SCHEDULE D - PART 3

Show All Long-Term Bonds and Stock Acquired During the Current Quarter

1	2	3	4	5	6	7	8	9	10
CUSIP Identification	Description	Foreign	Date Acquired	Name of Vendor	Number of Shares of Stock	Actual Cost	Par Value	Paid for Accrued Interest and Dividends	NAIC Designation, NAIC Designation Modifier and SVO Administrative Symbol
38376G-6B-1	GOVERNMENT NATIONAL MORTGAGE A GOVERNMENT NATIONAL MORTGAGE A 3.914% 04/16/53		03/01/2022	Interest Capitalization		38,758	38,758	0	1.A
38376G-BW-9	GOVERNMENT NATIONAL MORTGAGE A GNMA_09-99 5.153% 10/16/49		03/01/2022	Interest Capitalization		111,006	111,006	0	1.A
38376G-SN-1	GOVERNMENT NATIONAL MORTGAGE GNMA_10-96 4.335% 07/16/50		03/01/2022	Interest Capitalization		122,075	122,075	0	1.A
38376G-WC-0	GOVERNMENT NATIONAL MORTGAGE 4.113% 08/16/50		03/01/2022	Interest Capitalization		82,908	82,908	0	1.A
38376G-WV-6	GOVERNMENT NATIONAL MORTGAGE A 3.485% 10/16/50		03/01/2022	Interest Capitalization		86,010	86,010	0	1.A
38377J-4X-8	GOVERNMENT NATIONAL MORTGAGE A 5.418% 02/16/40		03/01/2022	Interest Capitalization		18,710	18,710	0	1.A
38378B-R8-4	GOVERNMENT NATIONAL MORTGAGE A GNMA_12-142 2.633% 04/16/54		03/01/2022	Interest Capitalization		1,284	1,284	0	1.A
38378B-TJ-8	GOVERNMENT NATIONAL MORTGAGE A GNMA_12-53 3.358% 04/16/52		03/01/2022	Interest Capitalization		7,463	7,463	0	1.A
38378N-AG-8	GNMA_13-153 GOVERNMENT NATIONAL MORTGAGE A 2.869% 10/16/54		03/01/2022	Interest Capitalization		106,741	106,741	0	1.A
38378N-BU-6	GNMA_13-155 GOVERNMENT NATIONAL MORTGAGE A 2.886% 08/16/54		03/01/2022	Interest Capitalization		28,057	28,057	0	1.A
38378X-AG-6	GNMA_14-92 GOVERNMENT NATIONAL MORTGAGE A 3.585% 05/16/54		03/01/2022	Interest Capitalization		37,844	37,844	0	1.A
38379K-EC-8	GNMA_15-29 GNMA_15-29 3.478% 09/16/55		03/01/2022	Interest Capitalization		45,225	45,225	0	1.A
38379K-LP-1	GNMA_15-75 GOVERNMENT NATIONAL MORTGAGE A 3.482% 05/16/55		03/01/2022	Interest Capitalization		34,192	34,192	0	1.A
38379K-S7-4	GOVERNMENT NATIONAL MORTGAGE A GNMA_15-125 3.344% 07/16/55		03/01/2022	Various		100,158	100,158	0	1.A
38379K-S8-2	GOVERNMENT NATIONAL MORTGAGE A GNMA_15-125 3.344% 07/16/55		03/01/2022	Interest Capitalization		179,771	179,771	0	1.A
38379K-ZB-7	GOVERNMENT NATIONAL MORTGAGE A GNMA_15-107 3.335% 03/16/57		03/01/2022	Various		67,703	67,703	0	1.A
38379R-CB-7	GOVERNMENT NATIONAL MORTGAGE A GNMA_15-188 3.000% 07/16/57		03/01/2022	Various		49,496	49,496	0	1.A
38379R-DE-0	GOVERNMENT NATIONAL MORTGAGE A GOVERNMENT NATIONAL MORTGAGE A 3.389% 03/16/57		03/01/2022	Various		31,245	31,245	0	1.A
38379R-JG-9	GOVERNMENT NATIONAL MORTGAGE A GNMA_16-166 3.081% 04/16/58		03/01/2022	Interest Capitalization		27,625	27,625	0	1.A
38379R-LR-2	GOVERNMENT NATIONAL MORTGAGE A GNMA_17-1 3.000% 12/16/58		03/01/2022	Interest Capitalization		68,068	68,068	0	1.A
38379R-NE-9	GOVERNMENT NATIONAL MORTGAGE A GNMA_17-22 2.995% 08/16/58		03/01/2022	Interest Capitalization		38,958	38,958	0	1.A
38379R-NT-6	GOVERNMENT NATIONAL MORTGAGE A GNMA_17-29 3.190% 09/16/58		03/01/2022	Interest Capitalization		113,374	113,374	0	1.A
38379R-PJ-6	GOVERNMENT NATIONAL MORTGAGE A GNMA_17-41 3.000% 07/16/58		03/01/2022	Interest Capitalization		55,648	55,648	0	1.A
38379R-PS-6	GOVERNMENT NATIONAL MORTGAGE A GNMA_17-44 3.188% 02/16/57		03/01/2022	Interest Capitalization		41,123	41,123	0	1.A
38379R-S8-7	GOVERNMENT NATIONAL MORTGAGE A GNMA_17-102 3.185% 12/25/58		03/01/2022	Interest Capitalization		85,952	85,952	0	1.A
38379R-UD-3	GOVERNMENT NATIONAL MORTGAGE A GNMA_17-51 2.500% 05/16/59		03/01/2022	Various		23,457	23,457	0	1.A
38379R-ZW-6	GOVERNMENT NATIONAL MORTGAGE A GNMA_17-90 2.750% 01/16/59		03/01/2022	Various		42,886	42,886	0	1.A
38379U-6B-7	GOVERNMENT NATIONAL MORTGAGE A GNMA_17-20 3.050% 12/16/58		03/01/2022	Interest Capitalization		122,633	122,633	0	1.A
38379U-A8-9	GOVERNMENT NATIONAL MORTGAGE AS GNMA_16-95 2.797% 04/16/57		03/01/2022	Interest Capitalization		59,880	59,880	0	1.A
38379U-C7-9	GOVERNMENT NATIONAL MORTGAGE AS SERIES 16-95 CLAS ZL 3.122% 08/16/58		03/01/2022	Interest Capitalization		218,778	218,778	0	1.A
38379U-DJ-2	GOVERNMENT NATIONAL MORTGAGE A GOVERNMENT NATIONAL MORTGAGE A 2.877% 12/16/57		03/01/2022	Various		72,425	72,425	0	1.A
38379U-E7-7	GOVERNMENT NATIONAL MORTGAGE A GNMA_16-110 2.881% 05/16/58		03/01/2022	Interest Capitalization		24,049	24,049	0	1.A
38379U-FU-5	GOVERNMENT NATIONAL MORTGAGE A GNMA_16-24 3.452% 09/16/57		03/01/2022	Interest Capitalization		42,135	42,135	0	1.A
38379U-HH-2	GOVERNMENT NATIONAL MORTGAGE A GOVERNMENT NATIONAL MORTGAGE A 2.901% 03/16/58		03/01/2022	Interest Capitalization		60,136	60,136	0	1.A
38379U-HT-6	GOVERNMENT NATIONAL MORTGAGE A GNMA_16-41 3.455% 06/16/57		03/01/2022	Various		90,811	90,811	0	1.A
38379U-RN-8	GNMA_16-70 GNMA_16-70 2.866% 04/16/58		03/01/2022	Interest Capitalization		32,307	32,307	0	1.A
38379U-SM-9	GOVERNMENT NATIONAL MORTGAGE A GOVERNMENT NATIONAL MORTGAGE A 3.364% 04/16/58		03/01/2022	Interest Capitalization		88,099	88,099	0	1.A
38379U-SV-9	GOVERNMENT NATIONAL MORTGAGE A GNMA_16-64A 3.392% 12/16/57		03/01/2022	Interest Capitalization		86,689	86,689	0	1.A
38379U-WL-6	GOVERNMENT NATIONAL MORTGAGE A GNMA_16-86 3.000% 03/16/58		03/01/2022	Interest Capitalization		57,862	57,862	0	1.A
38379U-ZN-9	GOVERNMENT NATIONAL MORTGAGE AS GNMA_16-94 3.000% 12/01/57		03/01/2022	Interest Capitalization		111,141	111,141	0	1.A
38379U-ZY-5	GOVERNMENT NATIONAL MORTGAGE AS GNMA_16-96 3.122% 12/16/57		03/01/2022	Interest Capitalization		26,952	26,952	0	1.A
38380J-2A-5	GOVERNMENT NATIONAL MORTGAGE A GNMA_18-81 2.500% 01/16/60		03/01/2022	Interest Capitalization		54,675	54,675	0	1.A
38380J-3M-8	GOVERNMENT NATIONAL MORTGAGE A GNMA_18-88 3.081% 11/16/59		03/01/2022	Interest Capitalization		134,430	134,430	0	1.A
38380J-05-1	GOVERNMENT NATIONAL MORTGAGE A GOVERNMENT NATIONAL MORTGAGE A 2.809% 04/16/54		03/01/2022	Interest Capitalization		26,337	26,337	0	1.A
38380J-08-5	GOVERNMENT NATIONAL MORTGAGE A GNMA_18-58 2.500% 12/16/57		03/01/2022	Interest Capitalization		110,749	110,749	0	1.A
38380J-NL-8	GOVERNMENT NATIONAL MORTGAGE A GNMA_18-3 3.000% 05/16/59		03/01/2022	Interest Capitalization		33,490	33,490	0	1.A
38380J-TD-0	GOVERNMENT NATIONAL MORTGAGE A GNMA_18-28 2.776% 01/16/55		03/01/2022	Interest Capitalization		24,707	24,707	0	1.A
38380J-XA-1	GOVERNMENT NATIONAL MORTGAGE A GOVERNMENT NATIONAL MORTGAGE A 2.700% 05/16/60		03/01/2022	Interest Capitalization		46,783	46,783	0	1.A
38380J-XV-5	GOVERNMENT NATIONAL MORTGAGE A GOVERNMENT NATIONAL MORTGAGE A 2.500% 01/16/60		03/01/2022	Interest Capitalization		21,964	21,964	0	1.A
38380J-ZD-3	GOVERNMENT NATIONAL MORTGAGE A GOVERNMENT NATIONAL MORTGAGE A 3.200% 11/16/59		03/01/2022	Interest Capitalization		71,416	71,416	0	1.A
38380M-BN-0	GOVERNMENT NATIONAL MORTGAGE A GOVERNMENT NATIONAL MORTGAGE A 3.009% 11/16/59		03/01/2022	Interest Capitalization		120,288	120,288	0	1.A
38380M-CE-9	GOVERNMENT NATIONAL MORTGAGE A GOVERNMENT NATIONAL MORTGAGE A 3.000% 08/16/60		03/01/2022	Interest Capitalization		41,646	41,646	0	1.A
38380M-DK-4	GOVERNMENT NATIONAL MORTGAGE A GNMA_18-110 3.200% 01/16/60		03/01/2022	Interest Capitalization		48,705	48,705	0	1.A
38380M-IM-0	GOVERNMENT NATIONAL MORTGAGE A GOVERNMENT NATIONAL MORTGAGE A 3.000% 07/16/60		03/01/2022	Interest Capitalization		41,439	41,439	0	1.A
0109999999	Subtotal - Bonds - U.S. Governments					3,516,243	3,516,243	0	XXX
40053X-AA-7	EMPRESA DE ENERGIA DE BOGOTA S Series 144A 4.875% 05/15/30	C	01/07/2022	SANTANDER INVESTMENT		1,077,500	1,000,000	7,583	2.B FE

E04

STATEMENT AS OF MARCH 31, 2022 OF GENWORTH LIFE INSURANCE COMPANY

SCHEDULE D - PART 3

Show All Long-Term Bonds and Stock Acquired During the Current Quarter

1	2	3	4	5	6	7	8	9	10
CUSIP Identification	Description	Foreign	Date Acquired	Name of Vendor	Number of Shares of Stock	Actual Cost	Par Value	Paid for Accrued Interest and Dividends	NAIC Designation, NAIC Designation Modifier and SVO Administrative Symbol
77586R-AL-4	ROMANIA (REPUBLIC OF) Series 144A 3.625% 03/27/32	C	01/19/2022	HSBC SECURITIES INC		4,968,500	5,000,000	0	2.C FE
M60170-AW-3	ISRAEL ELECTRIC CORP LTD Series 144A 3.750% 02/22/32	C	02/15/2022	BARCLAYS CAPITAL INC		4,984,300	5,000,000	0	2.B FE
X7360W-BP-6	ROMANIA (REPUBLIC OF) 144A - Pvt Highly Mktble 3.000% 02/14/31	C	01/11/2022	Various		4,104,100	4,100,000	50,575	2.C FE
0309999999	Subtotal - Bonds - All Other Governments					15,134,400	15,100,000	58,158	XXX
3136A0-VF-1	FANNIE MAE FNMA 11-73 FNMA 11-73D 3.500% 01/25/41		03/01/2022	Interest Capitalization		8,056	8,056	0	1.A
3136A7-B6-8	FANNIE MAE FNMA 12-83 FANNIE MAE FNMA 12-83 2.500% 08/25/42		03/01/2022	Interest Capitalization		3,008	3,008	0	1.A
3136AN-6J-1	FANNIE MAE FNMA 15-40 3.500% 05/25/45		03/01/2022	Interest Capitalization		165,687	165,687	0	1.A
3137AF-HA-3	FREDDIE MAC FHLMC 3922 FREDDIE MAC FHLMC 3922 4.000% 09/15/41		03/01/2022	Interest Capitalization		19,205	19,205	0	1.A
3137AJ-J7-0	FREDDIE MAC FHLMC 11-3960 FREDDIE MAC FHLMC 11-3960 3.500% 11/15/41		03/01/2022	Interest Capitalization		133,763	133,763	0	1.A
3137AK-AR-2	FREDDIE MAC FHLMC 3982 FREDDIE MAC FHLMC 3982 4.000% 01/15/42		03/01/2022	Interest Capitalization		38,762	38,762	0	1.A
3137AN-JY-2	FREDDIE MAC FHLMC 4013 FREDDIE MAC FHLMC 4013 3.500% 03/15/42		03/01/2022	Interest Capitalization		49,601	49,601	0	1.A
3137BK-HR-4	FREDDIE MAC FHLMC 15-4497 3.500% 07/15/45		03/01/2022	Interest Capitalization		74,686	74,686	0	1.A
31395J-HV-1	FHLMC 2882 5.000% 11/15/34		03/01/2022	Interest Capitalization		18,727	18,727	0	1.A
31396E-UC-8	FREDDIE MAC FHLMC 3065 5.500% 11/15/35		03/01/2022	Interest Capitalization		6,678	6,678	0	1.A
31397N-T4-7	FANNIE MAE FNMA 09-42 5.000% 06/25/39		03/01/2022	Interest Capitalization		11,359	11,359	0	1.A
313970-NQ-7	FANNIE MAE FNMA 11-9 3.500% 02/25/41		03/01/2022	Interest Capitalization		41,217	41,217	0	1.A
31397U-4L-0	FANNIE MAE FNMA 11-67 4.000% 07/25/41		03/01/2022	Interest Capitalization		62,389	62,389	0	1.A
0909999999	Subtotal - Bonds - U.S. Special Revenues					633,138	633,138	0	XXX
00751Y-AG-1	ADVANCE AUTO PARTS INC. 3.500% 03/15/32		03/01/2022	BANC OF AMERICA SECURITIES LLC		6,972,350	7,000,000	0	2.C FE
031162-DE-7	AMGEN INC 3.350% 02/22/32		02/17/2022	CITIGROUP GLOBAL MARKETS		4,987,800	5,000,000	0	2.A FE
04316J-AA-7	ARTHUR J GALLAGHER & CO 2.400% 11/09/31		02/03/2022	Various		9,505,480	10,000,000	55,733	2.B FE
05329R-AA-1	AUTONATION INC 3.850% 03/01/32		02/23/2022	BANC OF AMERICA SECURITIES LLC		4,991,750	5,000,000	0	2.C FE
096630-AJ-7	BOARDWALK PIPELINES LP 3.600% 09/01/32		02/09/2022	BARCLAYS CAPITAL INC		4,995,150	5,000,000	0	2.B FE
11120V-AL-7	BRIXMOOR OPERATING PARTNERSHIP 2.500% 08/16/31		01/20/2022	WELLS FARGO BANK		7,943,188	8,345,000	91,563	2.C FE
115236-AF-8	BROWN & BROWN INC 4.950% 03/17/52		03/14/2022	J.P. MORGAN SECURITIES INC		4,931,550	5,000,000	0	2.C FE
12610F-AG-8	CBRE US CORE PARTNERS REIT OPE CBRE US CORE PARTNERS REIT OPE 2.680% 01/07/32		01/06/2022	J.P. MORGAN SECURITIES INC		13,000,000	13,000,000	0	2.B Z
12610F-AH-6	CBRE US CORE PARTNERS REIT OPE CBRE US CORE PARTNERS REIT OPE 2.830% 01/07/34		01/06/2022	J.P. MORGAN SECURITIES INC		5,000,000	5,000,000	0	2.B Z
14180L-AA-4	CARGO AIRCRAFT MANAGEMENT INC Series 144A 4.750% 02/01/28		03/22/2022	Suntrust Banks Inc		1,955,000	2,000,000	13,986	3.C FE
174610-AW-5	CITIZENS FINANCIAL GROUP INC 2.638% 09/30/32		02/07/2022	BANC OF AMERICA SECURITIES LLC		4,708,250	5,000,000	47,264	2.B FE
21871X-AG-4	SUNAMERICA INC 3.900% 04/05/32		03/31/2022	J.P. MORGAN SECURITIES INC		4,992,600	5,000,000	0	2.B Z
21871X-AJ-8	SUNAMERICA INC 4.350% 04/05/42		03/31/2022	GOLDMAN SACHS & CO		2,999,190	3,000,000	0	2.B Z
23345M-AC-1	DT MIDSTREAM INC 144A - Pvt Highly Mktble 4.300% 04/15/32		03/30/2022	J.P. MORGAN SECURITIES INC		9,986,200	10,000,000	0	2.C FE
256746-AJ-7	DOLLAR TREE INC 2.650% 12/01/31		01/24/2022	BARCLAYS CAPITAL INC		4,887,700	5,000,000	20,243	2.B FE
283695-BQ-6	EL PASO NATURAL GAS Series 144A 3.500% 02/15/32		02/08/2022	J.P. MORGAN SECURITIES INC		4,999,200	5,000,000	0	2.B FE
30225V-AG-2	EXTRA SPACE STORAGE INC 2.350% 03/15/32		02/03/2022	WELLS FARGO BANK		4,695,800	5,000,000	44,063	2.B FE
31620M-BU-9	FIDELITY NATIONAL INFORMATION FIDELITY NATIONAL INFORMATION 3.100% 03/01/41		02/14/2022	CITIGROUP GLOBAL MARKETS		4,563,900	5,000,000	71,042	2.B FE
34964C-AF-3	FORTUNE BRANDS HOME & SECURITY 4.000% 03/25/32		03/23/2022	BANC OF AMERICA SECURITIES LLC		7,978,480	8,000,000	0	2.B FE
34964C-AG-1	FORTUNE BRANDS HOME & SECURITY 4.500% 03/25/52		03/23/2022	Various		14,634,150	15,000,000	0	2.B FE
36144B-BJ-1	GATX CORP GATX CORPORATION 3.500% 06/01/32		03/21/2022	Various		9,844,200	10,000,000	9,236	2.B FE
37045X-DS-2	GENERAL MOTORS FINANCIAL CO IN 3.100% 01/12/32		01/28/2022	Various		7,922,130	8,000,000	5,167	2.C FE
372460-AC-9	GENUINE PARTS CO GENUINE PARTS COMPANY 2.750% 02/01/32		01/06/2022	J.P. MORGAN SECURITIES INC		4,940,500	5,000,000	0	2.B FE
398905-AN-9	GROUP 1 AUTO INC Series 144A 4.000% 08/15/28		03/22/2022	BANC OF AMERICA SECURITIES LLC		2,797,500	3,000,000	13,000	3.B FE
450636-E8-0	ITR CONCESSION CO LLC 3.910% 03/17/42		03/15/2022	Soc Gen		3,000,000	3,000,000	0	2.B FE
49446R-AZ-2	KIMCO REALTY CORP KIMCO REALTY CORPORATION 3.200% 04/01/32		02/15/2022	CITIGROUP GLOBAL MARKETS		9,916,900	10,000,000	0	2.A FE
50212E-AD-9	LP 1A REIT INC 2.720% 01/10/32		01/10/2022	PNC CAPITAL MARKETS		20,000,000	20,000,000	0	2.A Z
53621E-BA-3	LION INDUSTRIAL PROPERTIES LP 3.140% 03/03/32		03/03/2022	BANC OF AMERICA SECURITIES LLC		28,000,000	28,000,000	0	2.A Z
548661-EF-0	LOWES COMPANIES INC LOWES COS INC 4.450% 04/01/62		03/22/2022	BANC OF AMERICA SECURITIES LLC		4,996,250	5,000,000	0	2.A FE
548661-EH-6	LOWES COMPANIES INC 3.750% 04/01/32		03/22/2022	BANC OF AMERICA SECURITIES LLC		4,999,150	5,000,000	0	2.A FE
548661-EJ-2	LOWES COMPANIES INC LOWES COS INC 4.250% 04/01/52		03/22/2022	BANC OF AMERICA SECURITIES LLC		9,993,200	10,000,000	0	2.A FE
55903V-AL-7	MAGALLANES INC Series 144A 4.279% 03/15/32		03/09/2022	J.P. MORGAN SECURITIES INC		2,500,000	2,500,000	0	2.C FE
55903V-AN-3	MAGALLANES INC Series 144A 5.050% 03/15/42		03/09/2022	GOLDMAN SACHS & CO		2,500,000	2,500,000	0	2.C FE
565130-AA-9	MAPLE GROVE FUNDING TRUST I Series 144A 4.161% 08/15/51		03/22/2022	STIFEL NICOLAUS AND CO INC		3,535,840	4,000,000	18,031	2.A FE
615369-AY-1	MOODYS CORP MOODYS CORPORATION 3.750% 02/25/52		02/22/2022	CITIGROUP GLOBAL MARKETS		4,917,620	5,000,000	0	2.A FE
71951Q-AC-6	PHYSICIANS REALTY LP 2.625% 11/01/31		02/03/2022	CITIGROUP GLOBAL MARKETS		6,738,060	7,000,000	58,188	2.B FE
72147K-AF-5	PILGRIMS PRIDE CORP Series 144A 4.250% 04/15/31		03/22/2022	CREDIT SUISSE FIRST BOSTON COR		1,820,000	2,000,000	37,542	3.A FE
749685-AY-9	RPM INTERNATIONAL INC 2.950% 01/15/32		02/14/2022	Various		7,873,540	8,000,000	8,604	2.C FE

E04.1

STATEMENT AS OF MARCH 31, 2022 OF GENWORTH LIFE INSURANCE COMPANY

SCHEDULE D - PART 3

Show All Long-Term Bonds and Stock Acquired During the Current Quarter

1	2	3	4	5	6	7	8	9	10
CUSIP Identification	Description	Foreign	Date Acquired	Name of Vendor	Number of Shares of Stock	Actual Cost	Par Value	Paid for Accrued Interest and Dividends	NAIC Designation, NAIC Designation Modifier and SVO Administrative Symbol
78409V-AI-4	S&P GLOBAL INC Series 144A 4.750% 02/15/25		03/02/2022	Taxable Exchange		4,017,651	4,000,000	8,972	1.G FE
78409V-AX-2	S&P GLOBAL INC Series 144A 4.000% 03/01/26		03/02/2022	Taxable Exchange		2,975,756	3,000,000	333	1.G
82652T-AC-9	SIERRA TIMESHARE RECEIVABLES F Series 144A 3.940% 10/20/38		03/14/2022	DEUTSCHE BANK SECURITIES INC.		5,999,048	6,000,000	0	2.B FE
82652T-AD-7	SIERRA TIMESHARE RECEIVABLES F Series 144A 6.000% 10/20/38		03/14/2022	DEUTSCHE BANK SECURITIES INC.		9,999,330	10,000,000	0	3.B FE
87612B-BU-5	TARGA RESOURCES PARTNERS LP 4.000% 01/15/32		02/04/2022	Tax Free Exchange		2,997,656	3,000,000	6,333	2.C FE
87612G-AA-9	TARGA RESOURCES CORP 4.200% 02/01/33		03/23/2022	BANC OF AMERICA SECURITIES LLC		4,990,750	5,000,000	0	2.C FE
89055F-AC-7	TOPBUILD CORP Series 144A 4.125% 02/15/32		03/22/2022	J.P. MORGAN SECURITIES INC		2,211,675	2,391,000	43,835	3.B FE
92343V-GP-3	VERIZON COMMUNICATIONS INC 3.875% 03/01/52		02/16/2022	BANC OF AMERICA SECURITIES LLC		4,947,450	5,000,000	0	2.A FE
95058X-AP-3	WENDYS FUNDING LLC WEN_22-1A 144A - Pvt Hghly Mktble 4.535% 03/15/52		03/23/2022	BARCLAYS CAPITAL INC		6,000,000	6,000,000	0	2.B Z
962166-CB-8	WEYERHAEUSER COMPANY 4.000% 03/09/52		02/23/2022	GOLDMAN SACHS & CO		7,861,280	8,000,000	0	2.B FE
0778FP-AJ-8	BELL CANADA INC 3.650% 08/15/52		02/08/2022	ROYAL BANK OF CANADA		4,957,200	5,000,000	0	2.A FE
70137W-AG-3	PARKLAND CORP 144A - Pvt Hghly Mktble 4.500% 10/01/29		03/22/2022	BANC OF AMERICA SECURITIES LLC		1,840,000	2,000,000	43,250	3.B FE
87971M-BW-2	TELUS CORP TELUS CORPORATION 3.400% 05/13/32		02/23/2022	TORONTO DOMINION		4,985,650	5,000,000	0	2.A FE
94106B-AE-1	WASTE CONNECTIONS INC 3.200% 06/01/32		03/02/2022	J.P. MORGAN SECURITIES INC		4,996,250	5,000,000	0	2.A FE
00774M-AX-3	AERCAP IRELAND CAPITAL LTD / A AERCAP IRELAND CAPITAL DAC 3.300% 01/30/32	C.	01/11/2022	WELLS FARGO BANK		4,969,950	5,000,000	33,917	2.C FE
05578Q-AG-8	BPCE SA Series 144A 3.582% 10/19/42	C.	01/06/2022	Various		9,939,300	10,000,000	80,595	2.B FE
05578Q-AH-6	BPCE SA Series 144A 3.648% 01/14/37	C.	01/10/2022	BARCLAYS CAPITAL INC		5,000,000	5,000,000	0	2.B FE
09659W-2U-7	BNP PARIBAS SA Series 144A 3.132% 01/20/33	C.	01/12/2022	BNP PARIBAS		5,000,000	5,000,000	0	1.G FE
15239X-AA-6	CENTRAL AMERICA BOTTLING CORP Series 144A 5.250% 04/27/29	D.	01/20/2022	CITIGROUP GLOBAL MARKETS		3,970,640	4,000,000	0	3.B FE
202712-BS-3	COMMONWEALTH BANK AUSTRALIA Series 144A 3.784% 03/14/32	C.	03/08/2022	HSBC SECURITIES INC		4,891,100	5,000,000	0	2.A FE
204429-AA-2	COMPANIA CERVECERIAS UNIDAS SA Series 144A 3.350% 01/19/32	C.	01/13/2022	J.P. MORGAN SECURITIES INC		9,987,400	10,000,000	0	2.B FE
45434L-2H-6	INDIAN RAILWAY FINANCE CORP LT Series 144A 3.570% 01/21/32	C.	01/21/2022	CITIGROUP GLOBAL MARKETS		3,985,220	4,000,000	1,388	2.C FE
460599-AE-3	INTERNATIONAL GAME TECHNOLOGY 144A - Pvt Hghly Mktble 5.250% 01/15/29	C.	03/25/2022	Suntrust Banks Inc		4,993,000	5,000,000	51,333	3.B FE
632525-AI-1	NATIONAL AUSTRALIA BANK Series 144A 2.648% 01/14/41	C.	03/23/2022	CITIGROUP GLOBAL MARKETS		3,901,400	5,000,000	26,112	2.A FE
632525-BB-6	NATIONAL AUSTRALIA BANK Series 144A 3.347% 01/12/37	D.	01/04/2022	CITIGROUP GLOBAL MARKETS		5,000,000	5,000,000	0	2.A FE
67078A-AE-3	NVENT FINANCE SARL 2.750% 11/15/31	C.	03/21/2022	Suntrust Banks Inc		7,150,173	7,655,000	52,453	2.C FE
698299-BS-2	COMISION FEDERAL DE ELECTRICID REPUBLIC OF PANAMA 4.500% 01/19/63	D.	01/11/2022	CITIGROUP GLOBAL MARKETS		4,968,750	5,000,000	0	2.B FE
759470-BB-2	Reliance Industries LTD Series 144A 2.875% 01/12/32	C.	01/05/2022	HSBC SECURITIES INC		4,987,900	5,000,000	0	2.B FE
86608C-AA-6	SUMMIT DIGITEL INFRASTRUCTURE Series 144A 2.875% 08/12/31	C.	01/11/2022	GOLDMAN SACHS & CO		3,319,190	3,500,000	42,207	2.C FE
Q2600E-AB-6	COATES GROUP PTY LTD 3.120% 01/12/32	C.	01/12/2022	ANZ SECURITIES INC		10,000,000	10,000,000	0	2.C PL
Q2600E-AC-4	COATES GROUP PTY LTD 3.270% 01/12/34	C.	01/12/2022	ANZ SECURITIES INC		4,000,000	4,000,000	0	2.C PL
Q5995#-AH-7	MERIDIAN FINCO PTY LTD 3.920% 09/17/26	D.	03/30/2022	Tax Free Exchange		9,000,000	9,000,000	12,740	2.A FE
1109999999. Subtotal - Bonds - Industrial and Miscellaneous (Unaffiliated)						438,866,347	445,891,000	897,130	XXX
BGII45L-1F-5	BHI Investments, LLC BHI Investments 08/28/24		03/31/2022	No Broker		2,219,262	2,219,262	0	4.A PL
BGII473-NR-3	Med Review Inst of America Med Review Inst of America 10/06/24		02/28/2022	No Broker		116,846	119,231	0	4.B PL
BGII49V-XJ-6	G.E.T. Acquisition, LLC G.E.T. Acquisition, LLC 02/16/24		02/28/2022	No Broker		46,552	46,552	0	4.A PL
BGII4AM-87-8	HMI Acquisition Company HMI Acquisition Company 12/28/24		03/31/2022	Interest Capitalization		1,993	1,993	0	6. PL
BGII4AM-9C-6	HMI Acquisition Company HMI Acquisition Company 12/28/24		03/31/2022	Interest Capitalization		12,571	12,571	0	6. PL
BGII4EA-TB-8	World Wide Packaging, Inc. World Wide Packaging 03/27/25		03/31/2022	Interest Capitalization		8,435	8,435	0	5.A PL
BGII4EA-TK-8	World Wide Packaging, Inc. World Wide Packaging 03/27/25		03/31/2022	Interest Capitalization		58,746	58,746	0	5.A PL
BGII4FG-7S-1	Mailsouth, Inc Mailsouth Inc 04/23/24		01/04/2022	Interest Capitalization		14,509	14,509	0	4.C PL
BGII4FS-U9-1	World Wide Packaging, Inc. World Wide Packaging 03/27/25		03/31/2022	Interest Capitalization		11,571	11,571	0	5.A PL
BGII4GJ-AI-1	Chase Industries, Inc Chase Industries Inc 05/11/23		02/24/2022	Interest Capitalization		16,758	16,758	0	6. PL
BGII4GJ-F8-9	Chase Industries, Inc Chase Industries 05/11/25		01/01/2022	Interest Capitalization		19,096	19,096	0	6. PL
BGII4GJ-FQ-9	Chase Industries, Inc Chase Industries Inc 05/11/25		01/01/2022	Interest Capitalization		1,805	1,805	0	6. PL
BGII4HX-P5-2	EXT Acquisitions Inc EXT Acquisitions Inc 06/26/24		03/09/2022	No Broker		113,631	113,631	0	4.A PL
BGII4K5-7B-6	Synoptek Synoptek 07/25/24		01/05/2022	No Broker		277,778	277,778	0	4.C PL
BGII4KH-RQ-5	Sara Lee Frozen Bakery Sara Lee Frozen Bakery 07/30/23		03/10/2022	No Broker		290,000	290,000	0	3.B PL
BGII4LN-97-3	Transportation Insight Transportation Insight 12/03/24		03/30/2022	No Broker		234,916	234,916	0	4.B PL
BGII4P2-18-1	Power Stop Power Stop 10/19/25		01/21/2022	No Broker		140,000	140,000	0	4.A PL
BGII4TB-01-5	Composite Technology Acq Composite Technology Acq 02/01/24		03/31/2022	No Broker		427,994	427,994	0	5.A PL
BGII50M-H8-8	Valicor PPC Intermediate I LLC Valicor PPC Intermediate I LLC 07/24/24		01/26/2022	No Broker		26,087	26,087	0	4.C PL
BGII513-U6-4	Evans Food Group LTD. Evans Food Group LTD. 08/02/25		03/28/2022	No Broker		281,250	281,250	0	4.B PL
BGII52C-VQ-5	Heartland, LLC Heartland LLC 08/30/24		02/04/2022	No Broker		207,140	207,140	0	4.B PL
BGII53C-UB-1	Apex Service Partners, LLC Apex Service Partners LLC 07/31/24		03/04/2022	No Broker		59,583	59,583	0	4.B PL
BGII55B-33-9	DAS Purchaser 2 Corp. DAS Purchaser 2 Corp. 11/13/24		03/28/2022	No Broker		337,963	337,963	0	4.A PL

E04.2

STATEMENT AS OF MARCH 31, 2022 OF GENWORTH LIFE INSURANCE COMPANY

SCHEDULE D - PART 3

Show All Long-Term Bonds and Stock Acquired During the Current Quarter

1	2	3	4	5	6	7	8	9	10
CUSIP Identification	Description	Foreign	Date Acquired	Name of Vendor	Number of Shares of Stock	Actual Cost	Par Value	Paid for Accrued Interest and Dividends	NAIC Designation, NAIC Designation Modifier and SVO Administrative Symbol
BGIW56S-63-8	ECM Industries, LLC ECM Industries 12/23/25		.02/28/2022	No Broker		225,394	225,394	.0	4.B PLGI
BGIW58E-FR-4	Fresh Holdco, Inc. Fresh Holdco 01/24/26		.02/11/2022	No Broker		75,190	75,190	.0	3.B PL
BGIW58R-VU-0	New ILC Dover, Inc. New ILC Dover 01/31/26		.03/22/2022	No Broker		290,870	290,870	.0	4.A PL
BGIW619-PK-2	Fortune International, LLC Fortune International, LLC 01/17/26		.03/25/2022	No Broker		314,724	314,724	.0	2.C PL
BGIW662-3L-6	Corbett Technology Solutions Corbett Technology Solutions 10/29/27		.03/02/2022	CHURCHILL ASSET MANAGEMENT LLC		416,155	420,359	.0	3.A PL
BGIW67N-DD-6	BCM One, Inc. BCM One, Inc. 11/17/27		.03/08/2022	No Broker		216,483	218,119	.0	3.A PL
BGIW68F-5L-3	GHR Healthcare, LLC GHR Healthcare, LLC 12/09/27		.02/28/2022	No Broker		136	.0	.0	2.B FE
BGIW68F-5L-3	GHR Healthcare, LLC GHR Healthcare, LLC 12/09/27		.03/31/2022	No Broker		27,051	27,187	.0	2.C FE
BGIW69C-6G-9	Tinicum Voltage Intermediate Tinicum Voltage Intermediate 12/15/28		.01/07/2022	CHURCHILL ASSET MANAGEMENT LLC		5,843,446	5,919,811	.0	4.B Z
BGIW6A7-3I-4	Blackbird Purchaser, Inc. Blackbird Purchaser, Inc. 04/08/26		.01/11/2022	CHURCHILL ASSET MANAGEMENT LLC		3,204,085	3,236,449	.0	4.B Z
BGIW6A7-4J-4	Blackbird Purchaser, Inc. Blackbird Purchaser, Inc. 04/08/26		.03/30/2022	No Broker		1,567,915	1,583,752	.0	4.B Z
BGIW6AN-WP-4	Fortune International, LLC Fortune International, LLC 01/17/26		.03/25/2022	No Broker		9,700,022	9,700,022	.0	4.B Z
BGIW6AZ-VE-3	CDI Acquisitionco, Inc. 12/24/24		.02/11/2022	CHURCHILL ASSET MANAGEMENT LLC		10,283,341	10,387,213	.0	3.B Z
BGIW6BU-QY-5	SpendMend Holdings LLC SpendMend Holdings LLC 03/01/28		.03/01/2022	CHURCHILL ASSET MANAGEMENT LLC		784,804	792,732	.0	3.B Z
BGIW6CZ-MY-7	Argano, LLC Argano, LLC 06/10/26		.03/16/2022	CHURCHILL ASSET MANAGEMENT LLC		1,796	.0	.0	3. Z
BGIW6CZ-MY-7	Argano, LLC Argano, LLC 06/10/26		.03/16/2022	CHURCHILL ASSET MANAGEMENT LLC		177,792	179,588	.0	3.B Z
BGIW46T-59-7	Winzer Corporation		.02/17/2022	No Broker		47,966	48,386	.0	4.A PLGI
1909999999	Subtotal - Bonds - Unaffiliated Bank Loans					38,101,656	38,347,426	.0	XXX
2509999997	Total - Bonds - Part 3					496,251,784	503,487,807	955,288	XXX
2509999998	Total - Bonds - Part 5					XXX	XXX	XXX	XXX
2509999999	Total - Bonds					496,251,784	503,487,807	955,288	XXX
4509999997	Total - Preferred Stocks - Part 3					0	XXX	0	XXX
4509999998	Total - Preferred Stocks - Part 5					XXX	XXX	XXX	XXX
4509999999	Total - Preferred Stocks					0	XXX	0	XXX
464287-20-0	ISHARES CORE S&P 500 INDEX ETF ISHARES CORE S&P ETF		.03/25/2022	Various	86,400,000	38,381,947	.0	.0	
770700-10-2	ROBINHOOD MARKETS INC		.01/28/2022	CORPORATE ACTION	44,710,000	569,159	.0	.0	
5019999999	Subtotal - Common Stocks - Industrial and Miscellaneous (Unaffiliated) Publicly Traded					38,951,106	XXX	0	XXX
5989999997	Total - Common Stocks - Part 3					38,951,106	XXX	0	XXX
5989999998	Total - Common Stocks - Part 5					XXX	XXX	XXX	XXX
5989999999	Total - Common Stocks					38,951,106	XXX	0	XXX
5999999999	Total - Preferred and Common Stocks					38,951,106	XXX	0	XXX
6009999999	Totals					535,202,890	XXX	955,288	XXX

E04.3

STATEMENT AS OF MARCH 31, 2022 OF GENWORTH LIFE INSURANCE COMPANY

SCHEDULE D - PART 4

Show All Long-Term Bonds and Stock Sold, Redeemed or Otherwise Disposed of During the Current Quarter

Table with 22 columns: CUSIP Identification, Description, Foreign, Disposal Date, Name of Purchaser, Number of Shares of Stock, Consideration, Par Value, Actual Cost, Prior Year Book/Adjusted Carrying Value, Change In Book/Adjusted Carrying Value (11-15), Book/Adjusted Carrying Value at Disposal Date, Foreign Exchange Gain (Loss) on Disposal, Realized Gain (Loss) on Disposal, Total Gain (Loss) on Disposal, Bond Interest/Stock Dividends Received During Year, Stated Contractual Maturity Date, NAIC Designation, and NAIC Designation Modifier and SVO Administrative Symbol. Rows include various government bonds (e.g., 38376K-ZJ-3) and other instruments (e.g., 74727P-AP-6).

EO5.1

STATEMENT AS OF MARCH 31, 2022 OF GENWORTH LIFE INSURANCE COMPANY

SCHEDULE D - PART 4

Show All Long-Term Bonds and Stock Sold, Redeemed or Otherwise Disposed of During the Current Quarter

1	2	3	4	5	6	7	8	9	10	Change In Book/Adjusted Carrying Value					16	17	18	19	20	21	22	
										11	12	13	14	15								
CUSIP Identification	Description	Foreign	Disposal Date	Name of Purchaser	Number of Shares of Stock	Consideration	Par Value	Actual Cost	Prior Year Book/Adjusted Carrying Value	Unrealized Valuation Increase/(Decrease)	Current Year's (Amortization)/Accretion	Current Year's Other Than Temporary Impairment Recognized	Total Change in Book/Adjusted Carrying Value (11 + 12 - 13)	Total Foreign Exchange Change in Book /Adjusted Carrying Value	Book/Adjusted Carrying Value at Disposal Date	Foreign Exchange Gain (Loss) on Disposal	Realized Gain (Loss) on Disposal	Total Gain (Loss) on Disposal	Bond Interest/Stock Dividends Received During Year	Stated Contractual Maturity Date	NAIC Designation, NAIC Designation Modifier and SVO Administrative Symbol	
08880#-AA-2	ESPC - HONEYWELL - HOUSING & U ESPC - HONEYWELL - HOUSING & U 5.310% 01/02/30		01/02/2022	Redemption	100.0000																	
	WALGREENS CTL WALGREENS CTL 5.210% 03/15/37			Redemption	100.0000																	
08885*-AA-1	BOSTON SCIENTIFIC CORP 3.375% 05/15/22		03/15/2022	Call	100.3440																	
1101122-CM-8	BRISTOL-MYERS SQUIBB CO 2.900% 07/26/24		01/07/2022	MORGAN STANLEY																		
12479R-AD-9	CAPITAL AUTOMOTIVE REIT CAUTO_Series 144A 3.870% 04/15/47		03/15/2022	Paydown																		
12479R-AE-7	CAPITAL AUTOMOTIVE REIT CAUTO_Series 144A 4.180% 04/15/47		03/15/2022	Paydown																		
12563L-AN-7	CLI FUNDING LLC CLIF_20-1A Series 144A 2.080% 09/18/45		03/18/2022	Paydown																		
12563L-AS-6	CLI FUNDING VI LLC CLIF_20-3A 2.070% 10/18/45		03/18/2022	Paydown																		
12563L-AT-4	CLI FUNDING VII LLC CLIF_20-3A Series 144A 3.300% 10/18/45		03/18/2022	Paydown																		
12572Q-AE-5	CME GROUP INC CME GROUP INC 3.000% 09/15/22		03/31/2022	Call	100.8210																	
126192-AE-3	COMMERCIAL MORTGAGE PASS-THRU COMMERCIAL MORTGAGE PASS-THRU 4.063% 12/10/44		03/01/2022	Paydown																		
12624B-AF-3	COMMERCIAL MORTGAGE PASS-THRU COMMERCIAL MORTGAGE PASS-THRU 3.912% 05/15/45		03/01/2022	Paydown																		
12624Q-AE-3	COMMERCIAL MORTGAGE PASS-THRU COMM_12-CR4 4.593% 10/15/45		03/17/2022	Paydown																		
126307-AS-6	CSC HLDGS LLC Series 144A 5.375% 02/01/28		02/25/2022	CREDIT SUISSE FIRST BOSTON COR																		
12648F-AQ-2	CREDIT SUISSE MORTGAGE TRUST C CSMCTR_14-SAF1 3.940% 03/25/44		01/01/2022	Paydown																		
12648F-AQ-2	CREDIT SUISSE MORTGAGE TRUST C CSMCTR_14-SAF1 3.940% 03/25/44		03/01/2022	Paydown																		
12648T-AA-7	CREDIT SUISSE MORTGAGE TRUST C CREDIT SUISSE MORTGAGE TRUST C 3.500% 07/25/44		01/01/2022	Paydown																		
12648T-AA-7	CREDIT SUISSE MORTGAGE TRUST C CREDIT SUISSE MORTGAGE TRUST C 3.500% 07/25/44		03/01/2022	Paydown																		
12648X-BY-5	CSMC_14-WIN1 3.500% 09/25/44		01/01/2022	Paydown																		
12648X-BY-5	CSMC_14-WIN1 3.500% 09/25/44		02/01/2022	Paydown																		
126650-BC-3	CVS PASS-THROUGH TRUST 144A REG 5.880% 01/10/28		03/10/2022	Redemption	100.0000																	
12695*-AA-3	CVS HEALTH CORP 3.416% 10/10/38		03/10/2022	Redemption	100.0000																	
134429-AY-5	CAMPBELL SOUP COMPANY CAMPBELL SOUP COMPANY 2.500% 08/02/22		03/04/2022	Call	100.7280																	
14448C-AN-4	CARRIER GLOBAL CORP 2.242% 02/15/25		01/07/2022	GOLDMAN SACHS & CO																		
14448C-AP-9	CARRIER GLOBAL CORP 2.493% 02/15/27		01/25/2022	BARCLAYS CAPITAL INC																		
172967-FT-3	CITIGROUP INC 4.500% 01/14/22		01/14/2022	Various																		
17322N-AA-2	CMLTI 2014-J1 A1 CITIGROUP MORTGAGE LOAN TRUST 3.500% 06/25/44		01/01/2022	Paydown																		
17322N-AA-2	CMLTI 2014-J1 A1 CITIGROUP MORTGAGE LOAN TRUST 3.500% 06/25/44		03/01/2022	Paydown																		
17322N-AK-0	CMLTI 2014-J1 A1 CITIGROUP MORTGAGE LOAN TRUST 3.653% 06/25/44		01/01/2022	Paydown																		
17322N-AK-0	CMLTI 2014-J1 A1 CITIGROUP MORTGAGE LOAN TRUST 3.653% 06/25/44		03/01/2022	Paydown																		

E05.5

STATEMENT AS OF MARCH 31, 2022 OF GENWORTH LIFE INSURANCE COMPANY

SCHEDULE D - PART 4

Show All Long-Term Bonds and Stock Sold, Redeemed or Otherwise Disposed of During the Current Quarter

1	2	3	4	5	6	7	8	9	10	Change In Book/Adjusted Carrying Value					16	17	18	19	20	21	22
										11	12	13	14	15							
CUSIP Identification	Description	For-foreign	Disposal Date	Name of Purchaser	Number of Shares of Stock	Consideration	Par Value	Actual Cost	Prior Year Book/Adjusted Carrying Value	Unrealized Valuation Increase/(Decrease)	Current Year's (Amortization)/Accretion	Current Year's Other Than Temporary Impairment Recognized	Total Change in Book/Adjusted Carrying Value (11 + 12 - 13)	Total Foreign Exchange Change in Book /Adjusted Carrying Value	Book/Adjusted Carrying Value at Disposal Date	Foreign Exchange Gain (Loss) on Disposal	Realized Gain (Loss) on Disposal	Total Gain (Loss) on Disposal	Bond Interest/Stock Dividends Received During Year	Stated Contractual Maturity Date	NAIC Designation, NAIC Designation Modifier and SVO Administrative Symbol
177376-AF-7	CITRIX SYST INC CITRIX SYSTEMS INC 3.300%		02/02/2022	Various		12,045,000	12,000,000	12,859,922	12,782,343	.0	(8,440)	.0	(8,440)	.0	12,773,903	.0	(728,903)	(728,903)	168,300	03/01/2030	2.B FE
191219-AP-9	COCA-COLA ENTERPRISES 8.500% 02/01/22		02/01/2022	Maturity		10,000,000	10,000,000	12,958,600	10,021,705	.0	(21,705)	.0	(21,705)	.0	10,000,000	.0	.0	.0	425,000	02/01/2022	1.F FE
22101#-AA-6	CORVIAS CAMPUS LIVING - HU LLC 5.910%		06/01/31	Redemption	100.0000					.0	.0	.0	.0							06/01/2031	5.B PL
233046-AF-8	DB MASTER FINANCE LLC DNKN_17- Series 144A 4.030% 11/20/47		02/20/2022	Paydown		25,000	25,000	25,000	25,000	.0	.0	.0	.0	.0	25,000	.0	.0	.0	252	11/20/2047	2.B FE
233046-AS-0	DB MASTER FINANCE LLC DNKN_21- Series 144A 2.791% 11/20/51		02/22/2022	Paydown		25,000	25,000	25,000	25,000	.0	.0	.0	.0	.0	25,000	.0	.0	.0	231	11/20/2051	2.B FE
24422E-VF-3	JOHN DEERE CAPITAL CORP 1.750% 03/09/27		01/07/2022	AMHERST		4,981,100	5,000,000	4,996,700	4,997,517	.0	.13	.0	.13	.0	4,997,530	.0	(16,430)	(16,430)	29,653	03/09/2027	1.F FE
25468P-CT-1	TWDC ENTERPRISES 18 CORP WALT DISNEY COMPANY (THE) 2.550% 02/15/22		02/15/2022	Maturity		15,000,000	15,000,000	14,895,000	14,998,551	.0	1,449	.0	1,449	.0	15,000,000	.0	.0	.0	191,250	02/15/2022	2.A FE
25755T-AH-3	DOMINOS PIZZA MASTER ISSUER LL Series 144A 4.118% 07/25/47		01/25/2022	Paydown		16,250	16,250	16,250	16,250	.0	.0	.0	.0	.0	16,250	.0	.0	.0	167	07/25/2047	2.A FE
25755T-AK-6	DOMINOS PIZZA MASTER ISSUER LL Series 144A 4.328% 07/25/48		01/25/2022	Paydown		25,000	25,000	25,000	25,000	.0	.0	.0	.0	.0	25,000	.0	.0	.0	271	07/25/2048	2.A FE
26208L-AC-2	DRIVEN BRANDS FUNDING LLC HONK Series 144A 4.739% 04/20/48		01/20/2022	Paydown		17,500	17,500	17,500	17,500	.0	.0	.0	.0	.0	17,500	.0	.0	.0	207	04/20/2048	2.C FE
26209X-AA-9	DRIVEN BRANDS FUNDING LLC HONK Series 144A 3.786% 07/20/50		01/20/2022	Paydown		30,000	30,000	30,082	30,064	.0	(64)	.0	(64)	.0	30,000	.0	.0	.0	284	07/20/2050	2.C FE
26209X-AC-5	DRIVEN BRANDS FUNDING LLC HONK Series 144A 3.237% 01/20/51		01/20/2022	Paydown		30,000	30,000	30,006	30,005	.0	(5)	.0	(5)	.0	30,000	.0	.0	.0	243	01/20/2051	2.C FE
29444U-BH-8	EQUINIX INC 2.150% 07/15/30		03/30/2022	CITIGROUP GLOBAL MARKETS		6,402,824	7,313,000	7,462,258	7,445,342	.0	(3,668)	.0	(3,668)	.0	7,441,673	.0	(1,038,849)	(1,038,849)	111,808	07/15/2030	2.B FE
30161M-AL-7	EXELON GENERATION CO LLC 4.250% 06/15/22		03/17/2022	Call	100.0000	3,500,000	3,500,000	3,499,193	3,499,963	.0	.17	.0	.17	.0	3,499,980	.0	20	20	38,014	06/15/2022	2.C FE
30261H-AN-3	FREMIF MORTGAGE TRUST FREMF_12- FREMF MORTGAGE TRUST FREMF_12- 4.139% 01/25/22		01/01/2022	Paydown		10,000,000	10,000,000	9,512,240	10,000,000	.0	.0	.0	.0	.0	10,000,000	.0	.0	.0	34,490	01/25/2022	1.A FM
30290M-AN-7	FREMIF MORTGAGE TRUST FREMF_12- FREMF MORTGAGE TRUST FREMF_12- 4.907% 05/25/45		03/01/2022	Paydown		5,000,000	5,000,000	4,918,500	4,984,622	.0	15,378	.0	15,378	.0	5,000,000	.0	.0	.0	42,459	05/25/2045	1.A FM
30306V-A#-6	FLNG LIQUEFACTION 3 LLC 3.080% 06/30/39		03/23/2022	Redemption	0.0000	.0	.0	.0	.0	.0	.0	.0	.0	.0	.0	.0	.0	.0	(225)	06/30/2039	2.B FE
30306V-A#-6	FLNG LIQUEFACTION 3 LLC 3.080% 06/30/39		03/23/2022	Redemption	0.0000	.0	.0	.0	.0	.0	.0	.0	.0	.0	.0	.0	.0	.0	(466)	06/30/2039	2.C FE
313747-BA-4	FEDERAL RLTY INVEST TR FEDERAL REALTY INVESTMENT TRUS 3.500% 06/01/30		02/08/2022	WELLS FARGO BANK		5,137,150	5,000,000	5,473,450	5,420,974	.0	(5,160)	.0	(5,160)	.0	5,415,814	.0	(278,664)	(278,664)	33,542	06/01/2030	2.A FE
31953*-AJ-1	UNION PACIFIC 5.470% 05/31/22		01/02/2022	Redemption	100.0000	276,190	276,190	276,190	276,190	.0	.0	.0	.0	.0	276,190	.0	.0	.0	7,554	05/31/2022	1.D
31953*-AK-8	UNION PACIFIC SECURED CORP BND 5.470% 09/27/22		01/02/2022	Redemption	100.0000	257,143	257,143	257,143	257,143	.0	.0	.0	.0	.0	257,143	.0	.0	.0	7,033	09/27/2022	1.D
33632*-UQ-8	WELLS FARGO BK NORTHWEST 7.280% 01/10/24		03/10/2022	Redemption	100.0000	205,410	205,410	205,410	205,410	.0	.0	.0	.0	.0	205,410	.0	.0	.0	2,500	01/10/2024	2.B
33850B-AW-7	FLAGSTAR MORTGAGE TRUST FSMT_1 Series 144A 3.650% 03/25/47		01/01/2022	Paydown		10,466	10,466	10,418	10,427	.0	.39	.0	.39	.0	10,466	.0	.0	.0	32	03/25/2047	1.A FM
33850B-AW-7	FLAGSTAR MORTGAGE TRUST FSMT_1 Series 144A 3.650% 03/25/47		03/01/2022	Paydown		20,997	20,997	20,902	20,919	.0	.78	.0	.78	.0	20,997	.0	.0	.0	160	03/25/2047	1.A
33850R-AY-8	FLAGSTAR MORTGAGE TRUST FSMT_1 Series 144A 4.048% 10/25/47		01/01/2022	Paydown		11,102	11,102	11,378	11,245	.0	(142)	.0	(142)	.0	11,102	.0	.0	.0	38	10/25/2047	1.A FM
33850R-AY-8	FLAGSTAR MORTGAGE TRUST FSMT_1 Series 144A 4.048% 10/25/47		03/01/2022	Paydown		22,007	22,007	22,554	22,289	.0	(282)	.0	(282)	.0	22,007	.0	.0	.0	187	10/25/2047	1.A
33850T-AY-4	FLAGSTAR MORTGAGE TRUST FSMT_1 Series 144A 3.968% 03/25/48		01/01/2022	Paydown		4,176	4,176	4,175	4,170	.0	.6	.0	.6	.0	4,176	.0	.0	.0	14	03/25/2048	1.A FM
33850T-AY-4	FLAGSTAR MORTGAGE TRUST FSMT_1 Series 144A 3.968% 03/25/48		03/01/2022	Paydown		8,371	8,371	8,368	8,360	.0	.11	.0	.11	.0	8,371	.0	.0	.0	69	03/25/2048	1.A

E05.6

STATEMENT AS OF MARCH 31, 2022 OF GENWORTH LIFE INSURANCE COMPANY

SCHEDULE D - PART 4

Show All Long-Term Bonds and Stock Sold, Redeemed or Otherwise Disposed of During the Current Quarter

1 CUSIP Identification	2 Description	3 For- eign	4 Disposal Date	5 Name of Purchaser	6 Number of Shares of Stock	7 Consid- eration	8 Par Value	9 Actual Cost	10 Prior Year Book/ Adjusted Carrying Value	Change In Book/Adjusted Carrying Value					16 Book/ Adjusted Carrying Value at Disposal Date	17 Foreign Exchange Gain (Loss) on Disposal	18 Realized Gain (Loss) on Disposal	19 Total Gain (Loss) on Disposal	20 Bond Interest/ Stock Dividends Received During Year	21 Stated Con- tractual Maturity Date	22 NAIC Desig- nation, NAIC Desig- nation Modifier and SVO Admini- strative Symbol
										11 Unrealized Valuation Increase/ (Decrease)	12 Current Year's (Amor- tization)/ Accretion	13 Current Year's Other Than Temporary Impairment Recogn- ized	14 Total Change in Book/ Adjusted Carrying Value (11 + 12 - 13)	15 Total Foreign Exchange Change in Book /Adjusted Carrying Value							
46648H-AZ-6	JP MORGAN MORTGAGE TRUST JPMIT Series 144A 3.662% 05/25/47		01/01/2022	Paydown		25,942	25,942	25,897	25,891	.0	51	.0	51	.0	25,942	.0	.0	.0	.79	.05/25/2047	1.A FM
46648H-AZ-6	JP MORGAN MORTGAGE TRUST JPMIT Series 144A 3.662% 05/25/47		03/01/2022	Paydown		52,151	52,151	52,060	52,049	.0	102	.0	102	.0	52,151	.0	.0	.0	.398	.05/25/2047	1.A
46648U-AZ-7	JP MORGAN MORTGAGE TRUST JPMIT Series 144A 3.892% 11/25/48		01/01/2022	Paydown		8,645	8,645	8,726	8,691	.0	(46)	.0	(46)	.0	8,645	.0	.0	.0	.28	.11/25/2048	1.A FM
46648U-AZ-7	JP MORGAN MORTGAGE TRUST JPMIT Series 144A 3.892% 11/25/48		03/01/2022	Paydown		17,593	17,593	17,757	17,686	.0	(93)	.0	(93)	.0	17,593	.0	.0	.0	.143	.11/25/2048	1.A
46650J-AS-3	JP MORGAN MORTGAGE TRUST JPMIT Series 144A 3.910% 12/25/48		01/01/2022	Paydown		24,896	24,896	24,454	24,577	.0	319	.0	319	.0	24,896	.0	.0	.0	.81	.12/25/2048	1.A FM
46650J-AS-3	JP MORGAN MORTGAGE TRUST JPMIT Series 144A 3.910% 12/25/48		03/01/2022	Paydown		49,594	49,594	48,712	48,957	.0	636	.0	636	.0	49,594	.0	.0	.0	.402	.12/25/2048	1.A
47233J-DX-3	JEFFRIES GROUP INC 2.750% 10/15/32		02/09/2022	Redemption 100.0000		1,880,060	2,000,000	2,078,840	2,073,360	.0	(692)	.0	(692)	.0	2,072,668	.0	(192,608)	(192,608)	.17,722	.10/15/2032	2.B FE
47659@-AA-1	JERSEY CITY CTL 4.850% 11/15/45		01/15/2022	Redemption 100.0000		4,066	4,066	4,105	4,101	.0	(35)	.0	(35)	.0	4,066	.0	.0	.0	.16	.11/15/2045	1.D Z
47659@-AA-1	JERSEY CITY CTL 4.850% 11/15/45		03/15/2022	Redemption 100.0000		8,181	8,181	8,259	8,251	.0	(70)	.0	(70)	.0	8,181	.0	.0	.0	.82	.11/15/2045	1.D
47760Q-AB-9	JIMMY JOHN'S FUNDING LLC JIMMY Series 144A 4.846% 07/30/47		01/30/2022	Paydown		3,500,000	3,500,000	3,500,000	3,500,000	.0	.0	.0	.0	.0	3,500,000	.0	.0	.0	.42,403	.07/30/2047	2.B FE
478160-BY-9	JOHNSON & JOHNSON 2.450% 03/01/26		01/11/2022	WELLS FARGO BANK		9,816,764	9,512,000	10,396,236	10,148,120	.0	(5,311)	.0	(5,311)	.0	10,142,810	.0	(326,045)	(326,045)	.85,449	.03/01/2026	1.A FE
494368-BH-5	KIMBERLY-CLARK CORPORATION KIMBERLY-CLARK CORPORATION 2.400% 03/01/22		03/01/2022	Maturity		4,000,000	4,000,000	3,938,960	3,998,886	.0	1,114	.0	1,114	.0	4,000,000	.0	.0	.0	.48,000	.03/01/2022	1.F FE
49446R-AN-9	KIMCO REALTY CORP 3.400% 11/01/22		03/02/2022	Call 101.2940		4,051,760	4,000,000	3,972,760	3,996,431	.0	704	.0	704	.0	3,997,135	.0	2,865	2,865	.97,471	.11/01/2022	2.A FE
50027#-AA-8	KOHL'S CORP 5.902% 12/15/23		03/09/2022	Call 104.0245		254,941	254,941	245,077	245,077	.0	.0	.0	.0	.0	245,077	.0	.0	.0	.13,279	.12/15/2023	2.C
50027#-AA-8	KOHL'S CORP 5.902% 12/15/23		02/15/2022	Redemption 100.0000		20,996	20,996	20,996	20,996	.0	.0	.0	.0	.0	20,996	.0	.0	.0	.155	.12/15/2023	2.C
52204*-AA-3	WALGREEN CO 5.540% 04/15/36		03/15/2022	Various		48,371	48,371	48,371	48,371	.0	.0	.0	.0	.0	48,371	.0	.0	.0	.447	.04/15/2036	2.B
52467@-AK-1	NORTH ORCHARD PLAZA PARCEL 7.136% 01/15/28		03/15/2022	CITIGROUP GLOBAL MARKETS		172,992	172,992	201,598	(116,327)	.0	289,320	.0	289,320	.0	172,992	.0	.0	.0	3,461	.01/15/2028	1.F
52532X-AH-8	LEIDOS INC 2.300% 02/15/31		02/08/2022	DEUTSCHE BANK SECURITIES INC.		4,572,500	5,000,000	4,977,249	4,978,427	.0	230	.0	230	.0	4,978,657	.0	(406,157)	(406,157)	.55,903	.02/15/2031	2.C FE
55267@-AU-2	MDC HOLDINGS INC 2.500% 01/15/31		02/10/2022	MVW OWNER TRUST MVWOT_19-2A Series 144A		13,755,750	15,000,000	15,000,000	15,000,000	.0	.0	.0	.0	.0	15,000,000	.0	(1,244,250)	(1,244,250)	.217,292	.01/15/2031	2.C FE
55400D-AA-9	2.220% 10/20/38		03/20/2022	Paydown		325,960	325,960	331,995	330,977	.0	(5,017)	.0	(5,017)	.0	325,960	.0	.0	.0	1,146	.10/20/2038	1.A FE
55400E-AA-7	MVW OWNER TRUST MVWOT_20-1A Series 144A 1.740% 10/20/37		03/20/2022	Paydown		65,544	65,544	65,536	65,537	.0	.6	.0	.6	.0	65,544	.0	.0	.0	.184	.10/20/2037	1.A FE
55400E-AB-5	MVW OWNER TRUST MVWOT_20-1A Series 144A 2.730% 10/20/37		03/20/2022	Paydown		131,087	131,087	131,069	131,072	.0	.15	.0	.15	.0	131,087	.0	.0	.0	.578	.10/20/2037	1.F FE
55400E-AC-3	MVW OWNER TRUST MVWOT_20-1A Series 144A 4.210% 10/20/37		03/20/2022	Paydown		98,316	98,316	98,307	98,308	.0	.7	.0	.7	.0	98,316	.0	.0	.0	.668	.10/20/2037	2.B FE
571748-AZ-5	MARSH & MCLENNAN CO INC 3.750% 03/14/26		01/11/2022	KEYBANC CAPITAL MARKET		3,225,450	3,000,000	3,152,760	3,069,231	.0	(545)	.0	(545)	.0	3,068,687	.0	156,763	156,763	.37,188	.03/14/2026	2.A FE
58013M-FQ-2	MCDONALD'S CORP MCDONALD'S CORPORATION 3.600% 07/01/30		03/28/2022	BARCLAYS CAPITAL INC		5,026,650	5,000,000	4,963,300	4,968,489	.0	776	.0	776	.0	4,969,264	.0	57,386	57,386	.134,500	.07/01/2030	2.A FE
59748T-AA-7	Midland Cogener Series 144A 6.000% 03/15/25		03/15/2022	Redemption 100.0000		1,050,400	1,050,400	1,070,400	1,068,127	.0	(17,727)	.0	(17,727)	.0	1,050,400	.0	.0	.0	.31,512	.03/15/2025	3.B FE
61754J-AH-1	MORGAN STANLEY CAPITAL I MSC 0 2007-T27 AJ 6.014% 06/11/42		01/01/2022	Paydown		6,350,647	6,350,647	6,186,805	6,338,048	.0	12,600	.0	12,600	.0	6,350,647	.0	.0	.0	.31,829	.06/11/2042	1.A FM
62848B-AB-7	MVW OWNER TRUST MVWOT_18-1A Series 144A 3.600% 01/21/36		03/20/2022	Paydown		34,096	34,096	34,090	34,092	.0	.4	.0	.4	.0	34,096	.0	.0	.0	.196	.01/21/2036	1.F FE
62940Q-AA-3	NSG HOLDINGS LLC 144A 7.750% 12/15/25		01/25/2022	Various		233,210	233,210	233,210	233,210	.0	.0	.0	.0	.0	233,210	.0	.0	.0	.5	.12/15/2025	2.C FE
62946A-AC-8	NP SPE II LLC NPREL_17-1A Series 144A 3.372% 10/21/47		03/20/2022	Paydown		77,345	77,345	77,345	77,343	.0	.2	.0	.2	.0	77,345	.0	.0	.0	.432	.10/21/2047	1.F FE

E05.8

STATEMENT AS OF MARCH 31, 2022 OF GENWORTH LIFE INSURANCE COMPANY

SCHEDULE D - PART 4

Show All Long-Term Bonds and Stock Sold, Redeemed or Otherwise Disposed of During the Current Quarter

1	2	3	4	5	6	7	8	9	10	Change In Book/Adjusted Carrying Value					16	17	18	19	20	21	22
										11	12	13	14	15							
CUSIP Identification	Description	Foreign	Disposal Date	Name of Purchaser	Number of Shares of Stock	Consideration	Par Value	Actual Cost	Prior Year Book/Adjusted Carrying Value	Unrealized Valuation Increase/(Decrease)	Current Year's (Amortization)/Accretion	Current Year's Other Than Temporary Impairment Recognized	Total Change in Book/Adjusted Carrying Value (11 + 12 - 13)	Total Foreign Exchange Change in Book/Adjusted Carrying Value	Book/Adjusted Carrying Value at Disposal Date	Foreign Exchange Gain (Loss) on Disposal	Realized Gain (Loss) on Disposal	Total Gain (Loss) on Disposal	Bond Interest/Stock Dividends Received During Year	Stated Contractual Maturity Date	NAIC Designation, NAIC Designation Modifier and SVO Administrative Symbol
651587-AF-4	NEWMARKET CORP 4.100% 12/15/22		03/15/2022	Call 102.0280		918,252	900,000	873,693	896,729	0	680	0	680	0	897,409	0	2,591	2,591	27,477	12/15/2022	2.B FE
651639-AT-3	NEWMONT MINING CORP 3.700% 03/15/23		01/18/2022	Call 103.3276		2,583,189	2,500,000	2,498,798	2,499,605	0	15	0	15	0	2,499,620	0	380	380	114,537	03/15/2023	2.A FE
653240-AA-9	NEWTOWN CREDIT LEASE 6.082% 12/15/23		03/15/2022	Various		446,672	446,672	446,656	446,631	0	41	0	41	0	446,672	0	0	0	4,535	12/15/2023	1.D
68504W-AC-1	ORANGE LAKE TIMESHARE TRUST ON Series 144A		03/08/2022	Paidown		97,274	97,274	97,261	97,264	0	10	0	10	0	97,274	0	0	0	575	11/08/2030	2.C FE
68619A-AK-3	ORGN 01-A 2001-A A7 7.160% 03/15/32		02/15/2022	Paidown		14,585	14,585	14,922	14,593	0	(9)	0	(9)	0	14,585	0	0	0	140	03/15/2032	1.C FE
693456-AN-5	PMT LOAN TRUST PMTLT_13-J1 3.566% 09/25/43		01/01/2022	Paidown		66,486	66,486	67,920	67,017	0	(531)	0	(531)	0	66,486	0	0	0	198	09/25/2043	1.A FM
693456-AN-5	PMT LOAN TRUST PMTLT_13-J1 3.566% 09/25/43		03/01/2022	Paidown		150,609	150,609	153,857	151,811	0	(1,202)	0	(1,202)	0	150,609	0	0	0	1,204	09/25/2043	1.A
723787-AQ-0	PIONEER NAT RES CO PIONEER NATURAL RESOURCES COMP 1.900% 08/15/30		02/09/2022	GOLDMAN SACHS & CO		4,565,800	5,000,000	4,713,150	4,745,748	0	2,929	0	2,929	0	4,748,677	0	(182,877)	(182,877)	46,444	08/15/2030	2.B FE
73019A-AA-0	PNC EQUIPMENT FINANCE LLC PNC EQUIPMENT FINANCE LLC SERI 3.000% 09/13/27		03/13/2022	Redemption 100.0000		234,462	234,462	240,603	237,731	0	(3,269)	0	(3,269)	0	234,462	0	0	0	3,517	09/13/2027	1.D
73019A-AB-8	PNC EQUIPMENT FINANCE LLC PNC EQUIPMENT FINANCE LLC SERI 3.000% 09/13/27		03/13/2022	Redemption 100.0000		243,287	243,287	249,659	246,679	0	(3,392)	0	(3,392)	0	243,287	0	0	0	3,649	09/13/2027	1.D
737446-AM-6	POST HOLDINGS INC 5.750% 03/01/27		03/17/2022	Call 102.8750		4,324,865	4,204,000	4,210,760	4,208,126	0	(142)	0	(142)	0	4,207,984	0	(3,984)	(3,984)	252,474	03/01/2027	4.B FE
742718-DY-2	PROCTER & GAMBLE COMPANY PROCTER & GAMBLE COMPANY 2.300% 02/06/22		02/06/2022	Maturity		5,000,000	5,000,000	4,964,600	4,999,613	0	387	0	387	0	5,000,000	0	0	0	57,500	02/06/2022	1.D FE
74353-AA-6	AMAZON CTL (HILLWOOD INVESTMEN AMAZON CTL HILLWOOD INVESTMEN 2.695% 11/10/41		03/10/2022	Redemption 100.0000		120,093	120,093	120,093	120,093	0	0	0	0	0	120,093	0	0	0	540	11/10/2041	1.E S
750731-AA-9	AUTUMN WIND HQ LLC 3.744% 02/10/49		01/10/2022	Redemption 100.0000		3,721	3,721	3,721	3,721	0	0	0	0	0	3,721	0	0	0	12	02/10/2049	2.A YE
750731-AA-9	AUTUMN WIND HQ LLC 3.744% 02/10/49		03/10/2022	Redemption 100.0000		7,476	7,476	7,476	7,476	0	0	0	0	0	7,476	0	0	0	58	02/10/2049	2.A
754907-AA-1	RAYONIER INC RAYONIER INC. 3.750% 04/01/22		01/04/2022	Call 100.0000		5,320,000	5,320,000	5,321,543	5,320,089	0	(3)	0	(3)	0	5,320,087	0	(87)	(87)	51,538	04/01/2022	2.C FE
756109-BH-6	REALTY INCOME CORP REALTY INCOME CORPORATION 3.400% 01/15/28		01/25/2022	BARCLAYS CAPITAL INC		3,156,420	3,000,000	2,978,509	2,979,042	0	245	0	245	0	2,979,287	0	177,133	177,133	54,400	01/15/2028	1.G FE
756109-BL-7	REALTY INCOME CORP REALTY INCOME CORPORATION 2.850% 12/15/32		03/22/2022	CITIGROUP GLOBAL MARKETS		18,809,067	20,000,000	19,925,580	19,926,716	0	971	0	971	0	19,927,686	0	(1,118,619)	(1,118,619)	137,193	12/15/2032	1.G FE
75884R-AZ-6	REGENCY CENTERS LP 2.950% 09/15/29		01/07/2022	CITIGROUP GLOBAL MARKETS		1,219,656	1,200,000	1,278,048	1,269,216	0	(237)	0	(237)	0	1,268,979	0	(49,323)	(49,323)	11,407	09/15/2029	2.A FE
78409V-AX-2	S&P GLOBAL INC Series 144A 4.000% 03/01/26		03/24/2022	Call 106.1040		3,183,120	3,000,000	2,975,756	0	0	336	0	336	0	2,976,092	0	23,908	23,908	190,800	03/01/2026	1.G
81744N-AG-5	SEQUIA MORTGAGE TRUST SERIES 12-6 CLASS B1 3.704% 12/25/42		03/01/2022	Paidown		95,132	95,132	97,213	95,668	0	(536)	0	(536)	0	95,132	0	0	0	490	12/25/2042	1.A FM
81746G-CB-7	SEQUIA MORTGAGE TRUST SEMT_17 Series 144A 3.719% 10/25/47		01/01/2022	Paidown		13,555	13,555	13,841	13,676	0	(120)	0	(120)	0	13,555	0	0	0	42	10/25/2047	1.A FM
81746G-CB-7	SEQUIA MORTGAGE TRUST SEMT_17 Series 144A 3.719% 10/25/47		03/01/2022	Paidown		27,091	27,091	27,662	27,332	0	(241)	0	(241)	0	27,091	0	0	0	209	10/25/2047	1.A
81746K-AG-9	SEQUIA MORTGAGE TRUST SEMT_17 3.500% 03/25/47		01/01/2022	Paidown		247,188	247,188	242,498	245,558	0	1,630	0	1,630	0	247,188	0	0	0	721	03/25/2047	1.A FM
81746K-AG-9	SEQUIA MORTGAGE TRUST SEMT_17 3.500% 03/25/47		03/01/2022	Paidown		189,578	189,578	185,980	188,327	0	1,250	0	1,250	0	189,578	0	0	0	1,551	03/25/2047	1.A
81746K-CB-8	SEQUIA MORTGAGE TRUST SEMT_17 3.577% 03/25/47		01/01/2022	Paidown		13,359	13,359	13,045	13,172	0	187	0	187	0	13,359	0	0	0	40	03/25/2047	1.A FM
81746K-CB-8	SEQUIA MORTGAGE TRUST SEMT_17 3.577% 03/25/47		03/01/2022	Paidown		85,799	85,799	83,784	84,598	0	1,200	0	1,200	0	85,799	0	0	0	727	03/25/2047	1.A
817826-AE-0	7-ELEVEN INC Series 144A 1.800% 02/10/31		03/01/2022	BARCLAYS CAPITAL INC		4,492,050	5,000,000	4,821,450	4,835,196	0	2,728	0	2,728	0	4,837,923	0	(345,873)	(345,873)	50,750	02/10/2031	2.B FE
82280Q-AC-5	SHELLPOINT CO-ORIGINATOR TRUST SHELLPOINT CO-ORIGINATOR TRUST 3.500% 08/25/45		01/01/2022	Paidown		995	995	998	996	0	(1)	0	(1)	0	995	0	0	0	3	08/25/2045	1.A FM
82280Q-AC-5	SHELLPOINT CO-ORIGINATOR TRUST SHELLPOINT CO-ORIGINATOR TRUST 3.500% 08/25/45		03/01/2022	Paidown		13,839	13,839	13,891	13,856	0	(18)	0	(18)	0	13,839	0	0	0	100	08/25/2045	1.A

E05.9

STATEMENT AS OF MARCH 31, 2022 OF GENWORTH LIFE INSURANCE COMPANY

SCHEDULE D - PART 4

Show All Long-Term Bonds and Stock Sold, Redeemed or Otherwise Disposed of During the Current Quarter

1	2	3	4	5	6	7	8	9	10	Change In Book/Adjusted Carrying Value					16	17	18	19	20	21	22
										11	12	13	14	15							
CUSIP Identification	Description	Foreign	Disposal Date	Name of Purchaser	Number of Shares of Stock	Consideration	Par Value	Actual Cost	Prior Year Book/Adjusted Carrying Value	Unrealized Valuation Increase/(Decrease)	Current Year's (Amortization)/Accretion	Current Year's Other Than Temporary Impairment Recognized	Total Change in Book/Adjusted Carrying Value (11 + 12 - 13)	Total Foreign Exchange Change in Book /Adjusted Carrying Value	Book/Adjusted Carrying Value at Disposal Date	Foreign Exchange Gain (Loss) on Disposal	Realized Gain (Loss) on Disposal	Total Gain (Loss) on Disposal	Bond Interest/Stock Dividends Received During Year	Stated Contractual Maturity Date	NAIC Designation, NAIC Designation Modifier and SVO Administrative Symbol
82281E-BX-4	SHELLPOINT CO-ORIGINATOR TRUST SHELLPOINT CO-ORIGINATOR TRUST 3.577% 11/25/46		01/01/2022	Paydown		112,836	112,836	111,592	111,951	0	885	0	885	0	112,836	0	0	0	338	11/25/2046	1.A FM
82281E-BX-4	SHELLPOINT CO-ORIGINATOR TRUST SHELLPOINT CO-ORIGINATOR TRUST 3.577% 11/25/46		03/01/2022	Paydown		147,537	147,537	145,910	146,380	0	1,157	0	1,157	0	147,537	0	0	0	1,013	11/25/2046	1.A
826525-AC-1	SIERRA RECEIVABLES FUNDING COM Series 144A 3.510% 07/20/37		03/20/2022	Paydown		126,755	126,755	126,739	126,742	0	13	0	13	0	126,755	0	0	0	713	07/20/2037	2.B FE
826525-AD-9	SIERRA RECEIVABLES FUNDING COM Series 144A 6.590% 07/20/37		03/20/2022	Paydown		70,420	70,420	70,403	70,405	0	15	0	15	0	70,420	0	0	0	743	07/20/2037	3.B FE
82652M-AC-4	SIERRA RECEIVABLES FUNDING COM Series 144A 3.120% 05/20/36		03/20/2022	Paydown		161,618	161,618	159,396	159,838	0	1,780	0	1,780	0	161,618	0	0	0	815	05/20/2036	2.B FE
82652N-AB-4	SIERRA RECEIVABLES FUNDING COM Series 144A 2.750% 07/15/38		03/20/2022	Paydown		189,883	189,883	189,848	189,855	0	28	0	28	0	189,883	0	0	0	827	07/15/2038	1.F FE
82652N-AC-2	SIERRA RECEIVABLES FUNDING COM Series 144A 3.000% 08/20/36		03/20/2022	Paydown		189,883	189,883	187,272	187,777	0	2,106	0	2,106	0	189,883	0	0	0	902	08/20/2036	2.B FE
82652Q-AC-5	SIERRA TIMESHARE RECEIVABLES F Series 144A 1.790% 11/20/37		03/20/2022	Paydown		411,702	411,702	411,648	411,654	0	48	0	48	0	411,702	0	0	0	1,150	11/20/2037	2.B FE
82652Q-AD-3	SIERRA TIMESHARE RECEIVABLES F Series 144A 3.170% 11/20/37		03/20/2022	Paydown		426,810	426,810	426,685	426,699	0	111	0	111	0	426,810	0	0	0	2,111	11/20/2037	3.B FE
82653D-AB-5	SIERRA RECEIVABLES FUNDING COM Series 144A 3.650% 06/20/35		03/20/2022	Paydown		40,331	40,331	40,326	40,328	0	4	0	4	0	40,331	0	0	0	241	06/20/2035	1.F FE
82653E-AC-1	SIERRA RECEIVABLES FUNDING COM Series 144A 3.770% 01/20/36		03/20/2022	Paydown		116,511	116,511	117,057	116,945	0	(434)	0	(434)	0	116,511	0	0	0	712	01/20/2036	2.B FE
82653G-AD-4	SIERRA RECEIVABLES FUNDING COM Series 144A 5.200% 09/20/35		03/20/2022	Paydown		155,581	155,581	155,580	155,576	0	5	0	5	0	155,581	0	0	0	1,332	09/20/2035	3.B FE
83546D-AJ-7	SONIC CAPITAL LLC SONIC_20-1A Series 144A 4.336% 01/20/50		03/20/2022	Paydown		15,000	15,000	15,000	15,000	0	0	0	0	0	15,000	0	0	0	108	01/20/2050	2.B FE
848609-AA-1	SPIRITS OF ST LOUIS BASKETBALL SPIRITS NEWCO LLC 5.300% 06/30/36		03/31/2022	Redemption	100.0000	54,289	54,289	54,289	54,289	0	0	0	0	0	54,289	0	0	0	719	06/30/2036	2.C PL
858271-A*-0	STEELRIVER TRANSMISSION COMPAN STEELRIVER TRANSMISSION COMPAN 3.820% 06/30/47		03/31/2022	Redemption	100.0000	29,723	29,723	29,723	29,723	0	0	0	0	0	29,723	0	0	0	284	06/30/2047	2.B PL
86192*-AA-5	STONEHENGE CAPITAL FUND CONNEC 8.124% 12/15/23		03/15/2022	Various		210,164	210,164	210,164	210,164	0	0	0	0	0	210,164	0	0	0	4,268	12/15/2023	1.A FE
86765B-AJ-8	ENERGY TRANSFER LP 4.650% 02/15/22		02/15/2022	Maturity		5,000,000	5,000,000	4,997,400	4,999,964	0	36	0	36	0	5,000,000	0	0	0	116,250	02/15/2022	2.C FE
872480-AE-8	TIF FUNDING II LLC TIF_21-1A Series 144A 1.650% 02/20/46		03/20/2022	Paydown		96,875	96,875	96,863	96,864	0	11	0	11	0	96,875	0	0	0	266	02/20/2046	1.F FE
87342R-AC-8	TACO BELL FUNDING BELL_16-1A 4.970% 05/25/46		02/25/2022	Paydown		25,000	25,000	25,000	25,000	0	0	0	0	0	25,000	0	0	0	311	05/25/2046	2.B FE
87342R-AE-4	TACO BELL FUNDING LLC BELL_18- Series 144A 4.940% 11/25/48		02/25/2022	Paydown		25,000	25,000	25,000	25,000	0	0	0	0	0	25,000	0	0	0	309	11/25/2048	2.B FE
87407R-AA-4	TAL ADVANTAGE LLC TAL_20-1A Series 144A 2.050% 09/20/45		03/20/2022	Paydown		131,250	131,250	131,198	131,205	0	45	0	45	0	131,250	0	0	0	448	09/20/2045	1.F FE
87407R-AC-0	TAL ADVANTAGE LLC TAL_20-1A Series 144A 3.290% 09/20/45		03/20/2022	Paydown		72,188	72,188	72,171	72,174	0	14	0	14	0	72,188	0	0	0	396	09/20/2045	2.B FE
87612B-BT-8	TARGA RESOURCES PARTNERS LP Series 144A 4.000% 01/15/32		02/04/2022	Various		2,997,656	3,000,000	2,997,500	2,997,639	0	18	0	18	0	2,997,656	0	0	0	66,333	01/15/2032	3.A FE
87612E-AZ-9	TARGET CORPORATION 2.900% 01/15/22		01/15/2022	Maturity		5,000,000	5,000,000	4,968,150	4,999,861	0	139	0	139	0	5,000,000	0	0	0	72,500	01/15/2022	1.F FE
88315L-AF-5	TEXTAINER MARINE CONTAINERS LT Series 144A 4.940% 08/21/45		03/20/2022	Paydown		51,093	51,093	51,076	51,079	0	14	0	14	0	51,093	0	0	0	420	08/21/2045	2.B FE
883556-BM-3	THERMO FISHER SCIENTIFIC INC THERMO FISHER SCIENTIFIC INC 3.650% 12/15/25		02/07/2022	Call	107.1140	14,995,960	14,000,000	14,014,200	14,006,190	0	(167)	0	(167)	0	14,006,023	0	(6,023)	(6,023)	1,069,771	12/15/2025	2.A FE
89307#-AA-7	TRANS BAY CABLE LLC 2.930% 06/30/47		03/31/2022	Redemption	100.0000	95,698	95,698	95,698	95,698	0	0	0	0	0	95,698	0	0	0	701	06/30/2047	1.E PL
89566E-AD-0	TRI-STATE GENERATION & TRANSMI 144A 6.000% 06/15/40		02/25/2022	SEAPORT GROUP		2,439,380	2,000,000	2,145,280	2,115,006	0	(589)	0	(589)	0	2,114,417	0	324,963	324,963	24,833	06/15/2040	1.G FE

STATEMENT AS OF MARCH 31, 2022 OF GENWORTH LIFE INSURANCE COMPANY

SCHEDULE D - PART 4

Show All Long-Term Bonds and Stock Sold, Redeemed or Otherwise Disposed of During the Current Quarter

1	2	3	4	5	6	7	8	9	10	Change In Book/Adjusted Carrying Value					16	17	18	19	20	21	22
										11	12	13	14	15							
CUSIP Identification	Description	Foreign	Disposal Date	Name of Purchaser	Number of Shares of Stock	Consideration	Par Value	Actual Cost	Prior Year Book/Adjusted Carrying Value	Unrealized Valuation Increase/(Decrease)	Current Year's (Amortization)/Accretion	Current Year's Other Than Temporary Impairment Recognized	Total Change in Book/Adjusted Carrying Value (11 + 12 - 13)	Total Foreign Exchange Change in Book /Adjusted Carrying Value	Book/Adjusted Carrying Value at Disposal Date	Foreign Exchange Gain (Loss) on Disposal	Realized Gain (Loss) on Disposal	Total Gain (Loss) on Disposal	Bond Interest/Stock Dividends Received During Year	Stated Contractual Maturity Date	NAIC Designation, NAIC Designation Modifier and SVO Administrative Symbol
09228Y-AB-8	BLACKBIRD CAPITAL AIRCRAFT BBI BLACKBIRD CAPITAL AIRCRAFT BBI 4.213% 12/15/41	C	03/15/2022	Paydown		149,329	149,329	149,328	149,329	.0	.0	.0	.0	.0	149,329	.0	.0	.0	1,019	.12/15/2041	1.G FE
09659W-ZL-7	BNP PARIBAS SA Series 144A 2.219% 06/09/26	C	01/12/2022	CREDIT SUISSE FIRST BOSTON COR		5,005,800	5,000,000	5,076,350	5,053,302	.0	(538)	.0	(538)	.0	5,052,764	.0	(46,964)	(46,964)	10,787	.06/09/2026	1.G FE
12807C-AA-1	CAL FUNDING IV LTD CAI_20-1A Series 144A 2.220% 09/25/45	C	03/25/2022	Paydown		255,000	255,000	254,942	254,953	.0	.47	.0	.47	.0	255,000	.0	.0	.0	1,204	.09/25/2045	1.F FE
12807C-AC-7	CAL FUNDING IV LTD CAI_20-1A Series 144A 3.500% 09/25/45	C	03/25/2022	Paydown		74,375	74,375	74,343	74,349	.0	.26	.0	.26	.0	74,375	.0	.0	.0	434	.09/25/2045	2.B FE
204483-AA-9	NEXA RESOURCES PERU SAA COMPANIA MINERA MILPO SAA 4.625% 03/28/23	D	03/28/2022	Call 102.5512		5,127,559	5,000,000	4,662,500	4,943,400	.0	10,506	.0	10,506	.0	4,953,906	.0	46,094	46,094	243,184	.03/28/2023	3.A FE
21987D-AE-4	CORPORACION FINANCIERA DE DESA Series 144A 2.400% 09/28/27	C	02/08/2022	HSBC SECURITIES INC CREDIT AGRICOLE INDOSEJZ		2,846,250	3,000,000	3,027,188	3,022,478	.0	(418)	.0	(418)	.0	3,022,060	.0	(175,810)	(175,810)	26,400	.09/28/2027	2.B FE
22535W-AG-2	CREDIT AGRICOLE SA/LONDON Series 144A 1.907% 06/16/26	C	01/10/2022	Enstar Group ENSTAR GROUP LTD 4.500%		4,972,650	5,000,000	5,000,000	4,999,998	.0	.0	.0	.0	.0	4,999,998	.0	(27,348)	(27,348)	6,886	.06/16/2026	1.G FE
29359U-AA-7	Enstar Group ENSTAR GROUP LTD 4.500% 03/10/22	C	03/10/2022	Maturity J.P. MORGAN SECURITIES INC		1,200,000	1,200,000	1,239,228	1,201,005	.0	(1,005)	.0	(1,005)	.0	1,200,000	.0	.0	.0	27,000	.03/10/2022	2.C FE
368266-AF-9	GAZ CAPITAL SA 144A 6.510% 03/07/22	D	01/21/2022	GLOBAL SC FINANCE SRL SEACO 20 Series 144A		2,609,750	2,600,000	2,600,000	2,600,000	.0	.0	.0	.0	.0	2,600,000	.0	9,750	9,750	64,883	.03/07/2022	2.B FE
37959P-AA-5	GRUPO TELEVIS SA 6.625% 03/18/25	C	03/17/2022	Paydown		133,813	133,813	133,806	133,807	.0	.5	.0	.5	.0	133,813	.0	.0	.0	476	.10/17/2040	1.F FE
40049J-AV-9	GRUPO BIMBO SA DE CV Series 144A 4.500% 01/25/22	D	03/30/2022	Call 110.4545		441,818	400,000	389,240	396,826	.0	215	.0	215	.0	397,041	.0	2,959	2,959	55,951	.03/18/2025	2.A FE
40052V-AB-0	HUTCHISON WHAMPOA INTERNATIONA Series 144A 4.625% 01/13/22	D	01/25/2022	Maturity		492,000	492,000	488,015	491,968	.0	.32	.0	.32	.0	492,000	.0	.0	.0	11,070	.01/25/2022	2.B FE
44841C-AB-0	IHS MARKIT LTD 4.750% 02/15/25	D	01/13/2022	Maturity		5,000,000	5,000,000	4,962,500	4,999,849	.0	151	.0	151	.0	5,000,000	.0	.0	.0	115,625	.01/13/2022	1.F FE
44962L-AB-3	IHS MARKIT LTD Series 144A 4.000% 03/01/26	C	03/02/2022	Various		4,017,651	4,000,000	4,045,000	4,018,636	.0	(985)	.0	(985)	.0	4,017,651	.0	.0	.0	107,972	.02/15/2025	3.A FE
44962L-AC-1	MDGH GMTN RSC LTD IPIC GMTN LTD 5.500% 03/01/22	C	03/02/2022	Various		2,975,756	3,000,000	2,955,000	2,974,844	.0	.912	.0	.912	.0	2,975,756	.0	.0	.0	63,333	.03/01/2026	3.A FE
44985G-AD-3	INDUSTRIAL DPR FUNDING LTD BIN INDUSTRIAL DPR FUNDING LTD BIN 5.235% 04/15/26	D	03/01/2022	Maturity		3,500,000	3,500,000	3,491,005	3,499,811	.0	189	.0	189	.0	3,500,000	.0	.0	.0	96,250	.03/01/2022	1.C FE
45605P-AM-0	INDUSTRIAS PENOLES SAB DE CV Series 144A 4.150% 09/12/29	C	01/15/2022	Paydown		254,536	254,536	254,536	254,536	.0	.0	.0	.0	.0	254,536	.0	.0	.0	3,442	.04/15/2026	2.B FE
456472-AB-5	INTER-AMERICAN DEV BANK INTER-AMERICAN DEVELOPMENT BAN 3.875% 10/28/41	C	03/22/2022	JEFFRIES & COMPANY INC		4,987,500	5,000,000	5,668,750	5,593,270	.0	(16,459)	.0	(16,459)	.0	5,576,811	.0	(589,311)	(589,311)	110,667	.09/12/2029	2.B FE
4581X0-BT-4	KAZMUNYAGAS NATIONAL CO JSC Series 144A 3.500% 04/14/33	D	03/29/2022	HSBC SECURITIES INC		5,732,500	5,000,000	4,987,650	4,990,380	.0	.79	.0	.79	.0	4,990,459	.0	742,041	742,041	82,344	.10/28/2041	1.A FE
48126P-AA-0	KAYNE CLO LTD KAYNE_21-10A Series 144A 1.428% 04/23/34	C	01/11/2022	GOLDMAN SACHS & CO CREDIT SUISSE FIRST BOSTON COR		5,012,500	5,000,000	5,000,000	5,000,000	.0	.0	.0	.0	.0	5,000,000	.0	12,500	12,500	43,264	.04/14/2033	2.C FE
48662L-AA-9	KIMBERLY CLARK DE MEXICO SAB D KIMBERLY-CLARK DE MEXICO S.A. 3.800% 04/08/24	C	03/16/2022	AMIHERST		3,948,000	4,000,000	4,000,000	4,000,000	.0	.0	.0	.0	.0	4,000,000	.0	(52,000)	(52,000)	21,497	.04/23/2034	1.A FE
494386-AB-1	KIMBERLY CLARK DE MEXICO SAB D Series 144A 2.431% 07/01/31	D	03/23/2022	AMIHERST		3,030,000	3,000,000	3,180,795	3,061,069	.0	(5,953)	.0	(5,953)	.0	3,055,116	.0	(25,116)	(25,116)	52,883	.04/08/2024	2.A FE
494386-AD-7	LUKOIL INTERNATIONAL FINANCE B 4.750% 11/02/26	C	03/23/2022	AMIHERST		4,525,000	5,000,000	5,000,000	5,000,000	.0	.0	.0	.0	.0	5,000,000	.0	(475,000)	(475,000)	89,137	.07/01/2031	2.A FE
549876-AL-4	NATWEST MARKETS PLC Series 144A 2.375% 05/21/23	C	01/25/2022	Various		4,080,500	4,000,000	4,000,000	4,000,000	.0	.0	.0	.0	.0	4,000,000	.0	80,500	80,500	44,333	.11/02/2026	2.B FE
63906Y-AA-6	OAK HILL CREDIT PARTNERS OAKC_ Series 144A 1.498% 10/19/32	C	01/12/2022	AMIHERST J.P. MORGAN SECURITIES INC		9,730,977	9,575,000	9,769,085	9,667,674	.0	(2,378)	.0	(2,378)	.0	9,665,296	.0	65,681	65,681	33,479	.05/21/2023	1.F FE
67098W-AA-9	Reliance Industries LTD Series 144A 5.400% 02/14/22	C	01/25/2022	Maturity		8,502,635	8,500,000	8,500,000	8,500,000	.0	.0	.0	.0	.0	8,500,000	.0	2,635	2,635	32,668	.10/19/2032	1.A FE
759470-AY-3	SMITHS GRP PLC SMITHS GROUP PLC 3.625% 10/12/22	C	02/14/2022	Call 101.5690		15,387,704	15,150,000	15,237,180	15,157,943	.0	(1,305)	.0	(1,305)	.0	15,156,638	.0	(6,638)	(6,638)	428,394	.10/12/2022	2.B FE

EO5.12

STATEMENT AS OF MARCH 31, 2022 OF GENWORTH LIFE INSURANCE COMPANY

SCHEDULE D - PART 4

Show All Long-Term Bonds and Stock Sold, Redeemed or Otherwise Disposed of During the Current Quarter

1	2	3	4	5	6	7	8	9	10	Change In Book/Adjusted Carrying Value					16	17	18	19	20	21	22
										11	12	13	14	15							
CUSIP Identification	Description	Foreign	Disposal Date	Name of Purchaser	Number of Shares of Stock	Consideration	Par Value	Actual Cost	Prior Year Book/Adjusted Carrying Value	Unrealized Valuation Increase/(Decrease)	Current Year's (Amortization)/Accretion	Current Year's Other Than Temporary Impairment Recognized	Total Change in Book/Adjusted Carrying Value (11 + 12 - 13)	Total Foreign Exchange Change in Book /Adjusted Carrying Value	Book/Adjusted Carrying Value at Disposal Date	Foreign Exchange Gain (Loss) on Disposal	Realized Gain (Loss) on Disposal	Total Gain (Loss) on Disposal	Bond Interest/Stock Dividends Received During Year	Stated Contractual Maturity Date	NAIC Designation, NAIC Designation Modifier and SVO Administrative Symbol
..BGW4A9-KM-0	Liquid Environ Solutions Corp Liquid Environ Solutions Corp 12/20/23		02/10/2022	BLACK ROCK		1	1	1	1	0	0	0	0	0	1	0	0	0	0	12/20/2023	4.C PL
..BGW4AA-BR-0	AC&A Enterprises Holdings, LLC AC&A Enterprises Holdings 12/21/23		03/31/2022	Redemption	100.0000	10,573	10,573	10,467	10,442	0	131	0	131	0	10,573	0	0	0	172	12/21/2023	4.B PL
..BGW4AA-DF-0	AC&A Enterprises Holdings, LLC AC&A Enterprises Holdings 12/21/23		03/31/2022	Redemption	100.0000	1,401	1,401	1,387	1,385	0	16	0	16	0	1,401	0	0	0	23	12/21/2023	4.B PL
..BGW4AM-9C-6	HMI Acquisition Company HMI Acquisition Company 12/28/24		01/03/2022	Redemption	100.0000	12,641	12,641	10,785	12,046	0	595	0	595	0	12,641	0	0	0	0	12/28/2024	6. PL
..BGW4E4-GY-6	SupplyOne, Inc. SupplyOne 02/01/24		01/03/2022	Redemption	100.0000	495	495	485	487	0	7	0	7	0	495	0	0	0	0	02/01/2024	4.B PLGI
..BGW4FG-7S-1	Mailsouth, Inc Mailsouth Inc 04/23/24		01/04/2022	Redemption	100.0000	14,470	14,470	14,328	14,303	0	167	0	167	0	14,470	0	0	0	210	04/23/2024	5.C PL
..BGW4HN-KM-2	DISA Holdings Acq Sub Corp DISA Holdings Acq Sub Corp 06/30/22		03/29/2022	Redemption	100.0000	151,383	151,383	150,699	151,107	0	276	0	276	0	151,383	0	0	0	1,569	06/30/2022	4.B PL
..BGW4HX-PQ-6	EXT Acquisitions Inc EXT Acquisitions Inc 06/26/24		03/31/2022	Redemption	100.0000	631	631	619	620	0	11	0	11	0	631	0	0	0	8	06/26/2024	4.A PL
..BGW4KH-U7-3	Sara Lee Frozen Bakery Sara Lee Frozen Bakery 07/30/25		03/31/2022	Redemption	100.0000	16,256	16,256	15,886	15,919	0	337	0	337	0	16,256	0	0	0	147	07/30/2025	3.B PL
..BGW4LJ-3L-7	PS Intermediate Holdco PS Intermediate Holdco 04/27/24		03/31/2022	Redemption	100.0000	10,981	10,981	10,872	10,898	0	83	0	83	0	10,981	0	0	0	54	04/27/2024	3.C PL
..BGW4LN-9N-8	Transportation Insight Transportation Insight 12/18/24		03/31/2022	Redemption	100.0000	15,240	15,240	15,090	14,943	0	297	0	297	0	15,240	0	0	0	110	12/18/2024	4.B PL
..BGW4LN-9V-0	Transportation Insight Transportation Insight 12/18/24		03/31/2022	Redemption	100.0000	3,490	3,490	3,455	3,457	0	34	0	34	0	3,490	0	0	0	25	12/18/2024	4.B PL
..BGW4P2-18-1	Power Stop Power Stop 10/19/25		01/26/2022	Redemption	100.0000	606,667	606,667	606,667	466,667	0	0	0	0	0	606,667	0	0	0	2,373	10/19/2025	4.A PL
..BGW4P2-1D-0	Power Stop Power Stop 10/19/25		01/26/2022	Redemption	100.0000	5,561,333	5,561,333	5,532,895	5,441,719	0	119,615	0	119,615	0	5,561,333	0	0	0	18,493	10/19/2025	4.A PLGI
..BGW4PN-5J-7	Ubeo LLC Ubeo LLC 04/03/24		03/31/2022	Redemption	100.0000	14,889	14,889	14,592	14,593	0	296	0	296	0	14,889	0	0	0	225	04/03/2024	4.B PL
..BGW4QK-PB-7	PXO Holdings III Corp PXO Holdings III Corp 04/06/24		01/04/2022	Redemption	100.0000	2,375	2,375	2,351	2,360	0	15	0	15	0	2,375	0	0	0	40	04/06/2024	4.A PL
..BGW4QK-PB-7	PXO Holdings III Corp PXO Holdings III Corp 04/06/24		03/08/2022	Redemption	100.0000	933,195	933,195	923,863	927,383	0	5,812	0	5,812	0	933,195	0	0	0	15,838	04/06/2024	4.A PLGI
..BGW4QK-SE-8	PXO Holdings III Corp PXO Holdings III Corp 04/06/24		03/08/2022	Redemption	100.0000	5,491,482	5,491,482	5,427,950	5,435,162	0	56,320	0	56,320	0	5,491,482	0	0	0	93,203	04/06/2024	4.A PLGI
..BGW4QK-UB-1	The Pearlman Group The Pearlman Group 05/05/27		01/03/2022	Redemption	100.0000	9,440	9,440	9,251	9,396	0	44	0	44	0	9,440	0	0	0	0	05/05/2027	4.A PL
..BGW4TG-Q3-2	Marco Technologies, LLC Marco Technologies 11/24/24		01/03/2022	Redemption	100.0000	13,264	13,264	13,198	13,193	0	71	0	71	0	13,264	0	0	0	0	11/24/2024	3.B PL
..BGW4TB-Q1-5	Composite Technology Acq Composite Technology Acq 02/01/24		03/03/2022	Redemption	100.0000	145,238	145,238	145,219	88,385	0	8	0	8	0	145,238	0	0	0	1,340	02/01/2024	5.A PL
..BGW4TC-1M-4	The Ultimus Group Midco, LLC The Ultimus Group Midco 02/01/26		03/31/2022	Redemption	100.0000	16,775	16,775	16,593	16,615	0	160	0	160	0	16,775	0	0	0	241	02/01/2026	4.B PLGI
..BGW4UM-WG-9	Hermetic Solutions Group Hermetic Solutions Group 02/22/25		03/31/2022	Redemption	100.0000	11,383	11,383	11,270	11,283	0	100	0	100	0	11,383	0	0	0	164	02/22/2025	3.C PL
..BGW4UW-DG-8	Resolute Industrial, LLC Resolute Industrial 03/07/25		01/03/2022	Redemption	100.0000	10,714	10,714	10,500	10,525	0	190	0	190	0	10,714	0	0	0	164	03/07/2025	4.B PL
..BGW50M-M7-0	Valicor PPC Intermediate I LLC Valicor PPC Intermediate I LLC 07/24/26		03/31/2022	Redemption	100.0000	1,735	1,735	1,726	1,725	0	10	0	10	0	1,735	0	0	0	24	07/24/2026	4.C PL
..BGW50M-M8-8	Valicor PPC Intermediate I LLC Valicor PPC Intermediate I LLC 07/24/24		01/12/2022	Redemption	100.0000	26,087	26,087	26,087	26,087	0	0	0	0	0	26,087	0	0	0	0	07/24/2024	4.C PL
..BGW50M-M9-6	Valicor PPC Intermediate I LLC Valicor PPC Intermediate I LLC 07/24/26		03/31/2022	Redemption	100.0000	10,435	10,435	10,330	10,322	0	112	0	112	0	10,435	0	0	0	150	07/24/2026	4.C PL

EO5.14

STATEMENT AS OF MARCH 31, 2022 OF GENWORTH LIFE INSURANCE COMPANY

SCHEDULE D - PART 4

Show All Long-Term Bonds and Stock Sold, Redeemed or Otherwise Disposed of During the Current Quarter

1	2	3	4	5	6	7	8	9	10	Change In Book/Adjusted Carrying Value					16	17	18	19	20	21	22
										11	12	13	14	15							
CUSIP Identification	Description	Foreign	Disposal Date	Name of Purchaser	Number of Shares of Stock	Consideration	Par Value	Actual Cost	Prior Year Book/Adjusted Carrying Value	Unrealized Valuation Increase/(Decrease)	Current Year's (Amortization)/Accretion	Current Year's Other Than Temporary Impairment Recognized	Total Change in Book/Adjusted Carrying Value (11 + 12 - 13)	Total Foreign Exchange Change in Book /Adjusted Carrying Value	Book/Adjusted Carrying Value at Disposal Date	Foreign Exchange Gain (Loss) on Disposal	Realized Gain (Loss) on Disposal	Total Gain (Loss) on Disposal	Bond Interest/Stock Dividends Received During Year	Stated Contractual Maturity Date	NAIC Designation, NAIC Designation Modifier and SVO Administrative Symbol
..BGW513-U6-4	Evans Food Group LTD. Evans Food Group LTD. 08/02/25		03/01/2022	Redemption 100.0000		200,893	200,893	200,893	143,495	0	0	0	0	0	200,893	0	0	0	504	08/02/2025	4.B PLGI
..BGW51L-51-3	Mobileum, Inc Mobileum 08/12/24		03/01/2022	Redemption 100.0000		5,783,869	5,783,869	5,726,030	5,738,834	0	45,035	0	45,035	0	5,783,869	0	0	0	101,140	08/12/2024	4.A PLGI
..BGW51L-9U-5	Mobileum, Inc Mobileum 08/12/24		03/01/2022	Redemption 100.0000		979,010	979,010	969,220	976,987	0	2,023	0	2,023	0	979,010	0	0	0	13,131	08/12/2024	4.A PL
..BGW52B-FJ-4	Heartland, LLC Heartland LLC 08/30/25		01/03/2022	Redemption 100.0000		10,444	10,444	10,261	10,388	0	56	0	56	0	10,444	0	0	0	29	08/30/2025	4.B PL
..BGW52C-V0-5	Heartland, LLC Heartland LLC 08/30/24		02/22/2022	Redemption 100.0000		103,570	103,570	103,570	0	0	0	0	0	0	103,570	0	0	0	0	08/30/2024	4.B PL
..BGW52C-V6-2	Heartland, LLC Heartland 08/30/25		01/03/2022	Redemption 100.0000		12,291	12,291	12,080	12,127	0	164	0	164	0	12,291	0	0	0	181	08/30/2025	4.B PL
..BGW53C-UB-1	Apex Service Partners, LLC Apex Service Partners LLC 07/31/24		01/14/2022	Redemption 100.0000		2,876	2,876	2,876	2,876	0	0	0	0	0	2,876	0	0	0	0	07/31/2024	4.B PL
..BGW53C-UB-1	Apex Service Partners, LLC Apex Service Partners LLC 07/31/24		02/03/2022	Redemption 100.0000		53,419	53,419	53,419	41,913	0	0	0	0	0	53,419	0	0	0	725	07/31/2024	4.B PLGI
..BGW53T-79-5	Certified Power, Inc. Certified Power 03/20/23		01/03/2022	Redemption 100.0000		10,699	10,699	10,618	10,664	0	35	0	35	0	10,699	0	0	0	150	03/20/2023	4.B PL
..BGW55B-33-9	DAS Purchaser 2 Corp. DAS Purchaser 2 Corp. 11/13/24		03/17/2022	Redemption 100.0000		194,444	194,444	194,315	138,757	0	132	0	132	0	194,444	0	0	0	89	11/13/2024	4.A PL
..BGW55R-VU-0	New ILC Dover, Inc. New ILC Dover 01/31/26		03/15/2022	Redemption 100.0000		715,211	715,211	714,868	489,451	0	336	0	336	0	715,211	0	0	0	4,844	01/31/2026	4.A PL
..BGW5PH-GL-0	Med Review Inst of America Med Review Inst of America 10/06/24		03/31/2022	Redemption 100.0000		8,084	8,084	8,044	8,054	0	30	0	30	0	8,084	0	0	0	121	10/06/2024	4.B PL
..BGW61E-8U-0	Erie Construction Mid-West LLC Erie Construction Mid-West LLC 07/30/27		03/31/2022	Redemption 0.0000		0	3,405	3,371	3,372	0	(3,372)	0	(3,372)	0	0	0	0	0	51	07/30/2027	2.B PL
..BGW61F-TA-8	Bounteous, Inc. Bounteous, Inc. 08/02/27		03/31/2022	Redemption 100.0000		1,684	1,684	1,667	1,668	0	16	0	16	0	1,684	0	0	0	25	08/02/2027	2.B PL
..BGW61F-VM-9	Bounteous, Inc. Bounteous, Inc. 08/02/27		03/31/2022	Redemption 100.0000		662	662	655	656	0	7	0	7	0	662	0	0	0	10	08/02/2027	2.B PL
..BGW622-D8-8	World 50, Inc. World 50, Inc. 01/12/26		03/31/2022	Redemption 100.0000		5,279	5,279	5,226	5,229	0	50	0	50	0	5,279	0	0	0	75	01/12/2026	3.C PL
..BGW62D-3R-3	Midwest Eye Services, LLC Midwest Eye Services, LLC 08/20/27		03/31/2022	Redemption 0.0000		0	2,839	2,811	2,811	0	(2,811)	0	(2,811)	0	0	0	0	0	39	08/20/2027	3.A PL
..BGW62S-OM-4	Whitsons Holding Group, LLC Whitsons Holding Group, LLC 08/27/27		03/31/2022	Redemption 100.0000		2,508	2,508	2,477	2,478	0	31	0	31	0	2,508	0	0	0	41	08/27/2027	2.C PL
..BGW63C-NU-5	ACP Tara Holdings, Inc. ACP Tara Holdings, Inc. 09/10/27		03/31/2022	Redemption 100.0000		3,970	3,970	3,930	3,932	0	38	0	38	0	3,970	0	0	0	55	09/10/2027	3.A PL
..BGW646-T6-4	Boardwalk Buyer LLC Boardwalk Buyer LLC 09/28/27		03/31/2022	Redemption 100.0000		9,254	9,254	9,162	9,164	0	90	0	90	0	9,254	0	0	0	145	09/28/2027	3.A PL
..BGW65H-E6-5	BrightSign LLC BrightSign LLC 10/14/27		03/31/2022	Redemption 100.0000		9,489	9,489	9,394	9,394	0	94	0	94	0	9,489	0	0	0	299	10/14/2027	3.A PL
..BGW65H-EV-0	Lamark Media Group, LLC Lamark Media Group, LLC 10/14/27		03/31/2022	Redemption 100.0000		2,527	2,527	2,502	2,502	0	25	0	25	0	2,527	0	0	0	43	10/14/2027	3.A PL
..BGW65W-2H-1	Prosci, Inc. Prosci, Inc. 10/21/26		02/28/2022	Redemption 100.0000		16,446	16,446	16,281	16,284	0	162	0	162	0	16,446	0	0	0	155	10/21/2026	3.B PLGI
..BGW65W-2H-1	Prosci, Inc. Prosci, Inc. 10/21/26		03/31/2022	Redemption 100.0000		16,446	16,446	16,281	16,284	0	162	0	162	0	16,446	0	0	0	236	10/21/2026	3.B PL
..BGW65W-2H-1	Prosci, Inc. Prosci, Inc. 10/21/26		01/31/2022	Redemption 100.0000		16,446	16,446	16,281	16,284	0	162	0	162	0	16,446	0	0	0	81	10/21/2026	4.B PLGI
..BGW662-3L-6	Corbett Technology Solutions Corbett Technology Solutions 10/29/27		03/31/2022	Redemption 100.0000		3,390	3,390	3,356	3,356	0	34	0	34	0	3,390	0	0	0	53	10/29/2027	3.A PL
..BGW662-4K-7	Corbett Technology Solutions Corbett Technology Solutions 10/29/27		03/31/2022	Redemption 100.0000		2,381	2,381	2,358	2,357	0	24	0	24	0	2,381	0	0	0	36	10/29/2027	3.A PL

EO5.15

STATEMENT AS OF MARCH 31, 2022 OF GENWORTH LIFE INSURANCE COMPANY

SCHEDULE D - PART 4

Show All Long-Term Bonds and Stock Sold, Redeemed or Otherwise Disposed of During the Current Quarter

1	2	3	4	5	6	7	8	9	10	Change In Book/Adjusted Carrying Value					16	17	18	19	20	21	22		
										11	12	13	14	15									
CUSIP Identification	Description	For- eign	Disposal Date	Name of Purchaser	Number of Shares of Stock	Consid- eration	Par Value	Actual Cost	Prior Year Book/ Adjusted Carrying Value	Unrealized Valuation Increase/ (Decrease)	Current Year's (Amor- tization)/ Accretion	Current Year's Other Than Temporary Impairment Recogn- ized	Total Change in Book/ Adjusted Carrying Value (11 + 12 - 13)	Total Foreign Exchange Change in Book /Adjusted Carrying Value	Book/ Adjusted Carrying Value at Disposal Date	Foreign Exchange Gain (Loss) on Disposal	Realized Gain (Loss) on Disposal	Total Gain (Loss) on Disposal	Bond Interest/ Stock Dividends Received During Year	Stated Con- tractual Maturity Date	NAIC Desig- nation, NAIC Desig- nation Modifier and SVO Admini- strative Symbol		
..BGW67E-WS-2	Bounteous, Inc. Bounteous, Inc. 08/02/27		03/31/2022	Redemption 100.0000		339	339	336	336	0	3	0	3	0	339	0	0	0	5	08/02/2027	2.B PL		
..BGW67N-CU-9	BCM One, Inc. BCM One, Inc. 11/17/27		03/31/2022	Redemption 100.0000		1,947	1,947	1,933	1,933	0	15	0	15	0	1,947	0	0	0	40	11/17/2027	3.A PL		
..BGW67S-KK-1	NFM & J, L.P. NFM & J, L.P. 11/30/27		03/31/2022	Redemption 100.0000		18,642	18,642	18,456	18,455	0	187	0	187	0	18,642	0	0	0	315	11/30/2027	3.A PL		
..BGW67S-LS-3	NFM & J, L.P. NFM & J, L.P. 11/30/27		03/31/2022	Redemption 100.0000		9,429	9,429	9,335	9,333	0	96	0	96	0	9,429	0	0	0	159	11/30/2027	3.A FE		
..BGW68F-5L-3	GHR Healthcare, LLC GHR Healthcare, LLC 12/09/27		03/31/2022	No Broker		136	0	136	0	0	0	0	0	136	0	0	0	0	0	12/09/2027	2.C FE		
..BGW68F-5L-3	GHR Healthcare, LLC GHR Healthcare, LLC 12/09/27		02/28/2022	No Broker		136	0	136	0	0	0	0	0	136	0	0	0	0	0	12/09/2027	4.B PLGI		
..BGW68F-6G-3	Xifin, Inc. Xifin, Inc. 02/06/26		03/31/2022	Redemption 100.0000		32,241	32,241	31,838	31,839	0	402	0	402	0	32,241	0	0	0	671	02/06/2026	3.A PL		
..BGW68F-7C-1	GHR Healthcare, LLC GHR Healthcare, LLC 12/09/27		03/31/2022	Redemption 100.0000		1,926	1,926	1,906	1,906	0	19	0	19	0	1,926	0	0	0	30	12/09/2027	2.C FE		
..BGW68F-83-0	Omni Intermediate Holdings Omni Intermediate Holdings 11/30/27		01/01/2022	Redemption 100.0000		55	55	54	54	0	1	0	1	0	55	0	0	0	0	11/30/2027	4.B PLGI		
..BGW68F-X0-6	Prime Buyer, L.L.C. 12/22/26 Affinity Hospice Intermediate Affinity Hospice Intermediate 12/17/27		03/31/2022	Redemption 100.0000		14,516	14,516	14,335	14,334	0	183	0	183	0	14,516	0	0	0	255	12/22/2026	2.B PLGI		
..BGW68Q-QF-9	CP Turf Parent, LLC CP Turf Parent, LLC 10/25/27		03/31/2022	Redemption 100.0000		14,393	14,393	14,249	14,248	0	145	0	145	0	14,393	0	0	0	239	12/17/2027	4.B Z		
..BGW68V-GP-7	Market Performance Group Market Performance Group 12/29/26		03/31/2022	Redemption 100.0000		15,000	15,000	14,850	14,849	0	151	0	151	0	15,000	0	0	0	221	10/25/2027	4.B Z		
..BGW690-VT-9	LYNX Franchising, LLC LYNX Franchising, LLC 12/23/26		03/31/2022	Redemption 100.0000		6,859	6,859	6,791	6,790	0	69	0	69	0	6,859	0	0	0	123	12/29/2026	3.A PLGI		
..BGW691-83-6	Tinicum Voltage Intermediate Tinicum Voltage Intermediate 12/15/28		03/31/2022	Redemption 100.0000		14,800	14,800	14,609	0	0	191	0	191	0	14,800	0	0	0	163	12/15/2028	4.B Z		
..BGW6AZ-VE-3	CDI Acquisitionco, Inc. 12/24/24		03/31/2022	Redemption 100.0000		64,920	64,920	64,271	0	0	649	0	649	0	64,920	0	0	0	0	12/24/2024	3.B Z		
..BGW6CZ-MY-7	Argano, LLC Argano, LLC 06/10/26		03/16/2022	No Broker		1,796	0	1,796	0	0	0	0	0	1,796	0	0	0	0	0	06/10/2026	3.B Z		
1909999999. Subtotal - Bonds - Unaffiliated Bank Loans						23,862,319	23,866,495	23,687,911	21,634,402	0	232,231	0	232,231	0	23,862,319	0	0	0	260,011	XXX	XXX		
2509999997. Total - Bonds - Part 3						799,484,261	818,372,918	788,672,958	799,181,177	0	1,759,944	0	1,759,944	0	805,957,784	0	(8,433,990)	(8,433,990)	13,430,488	XXX	XXX		
2509999998. Total - Bonds - Part 5						XXX	XXX	XXX	XXX	XXX	XXX	XXX	XXX	XXX	XXX	XXX	XXX	XXX	XXX	XXX	XXX	XXX	
2509999999. Total - Bonds						799,484,261	818,372,918	788,672,958	799,181,177	0	1,759,944	0	1,759,944	0	805,957,784	0	(8,433,990)	(8,433,990)	13,430,488	XXX	XXX		
4509999997. Total - Preferred Stocks - Part 3						0	XXX	0	0	0	0	0	0	0	0	0	0	0	0	0	XXX	XXX	
4509999998. Total - Preferred Stocks - Part 5						XXX	XXX	XXX	XXX	XXX	XXX	XXX	XXX	XXX	XXX	XXX	XXX	XXX	XXX	XXX	XXX	XXX	XXX
4509999999. Total - Preferred Stocks						0	XXX	0	0	0	0	0	0	0	0	0	0	0	0	0	XXX	XXX	
..770700-10-2	ROBINHOOD MARKETS INC		01/31/2022	J.P. MORGAN SECURITIES INC	44,710,000	543,571		569,159	0	0	0	0	0	569,159	0	(25,588)	(25,588)	0	0				
5019999999. Subtotal - Common Stocks - Industrial and Miscellaneous (Unaffiliated) Publicly Traded						543,571	XXX	569,159	0	0	0	0	0	569,159	0	(25,588)	(25,588)	0	0	XXX	XXX		
5989999997. Total - Common Stocks - Part 3						543,571	XXX	569,159	0	0	0	0	0	569,159	0	(25,588)	(25,588)	0	0	XXX	XXX		
5989999998. Total - Common Stocks - Part 5						XXX	XXX	XXX	XXX	XXX	XXX	XXX	XXX	XXX	XXX	XXX	XXX	XXX	XXX	XXX	XXX	XXX	
5989999999. Total - Common Stocks						543,571	XXX	569,159	0	0	0	0	0	569,159	0	(25,588)	(25,588)	0	0	XXX	XXX		
5999999999. Total - Preferred and Common Stocks						543,571	XXX	569,159	0	0	0	0	0	569,159	0	(25,588)	(25,588)	0	0	XXX	XXX		
6009999999 - Totals						800,027,832	XXX	789,242,117	799,181,177	0	1,759,944	0	1,759,944	0	806,526,943	0	(8,459,578)	(8,459,578)	13,430,488	XXX	XXX		

E05.16

STATEMENT AS OF MARCH 31, 2022 OF GENWORTH LIFE INSURANCE COMPANY

SCHEDULE DB - PART A - SECTION 1

Showing all Options, Caps, Floors, Collars, Swaps and Forwards Open as of Current Statement Date

1	2	3	4	5	6	7	8	9	10	11	12	13	14	15	16	17	18	19	20	21	22	23						
Description	Description of Item(s) Hedged, Used for Income Generation or Replicated	Schedule/ Exhibit Identifier	Type(s) of Risk(s) (a)	Exchange, Counterparty or Central Clearinghouse	Trade Date	Date of Maturity or Expiration	Number of Contracts	Notional Amount	Strike Price, Rate or Index Received (Paid)	Cumulative Prior Year(s) Initial Cost of Un-discounted Premium (Received) Paid	Current Year Initial Cost of Un-discounted Premium (Received) Paid	Current Year Income	Book/ Adjusted Carrying Value	Code	Fair Value	Unrealized Valuation Increase/ (Decrease)	Total Foreign Exchange Change in B./A.C.V.	Current Year's (Amortization)/ Accretion	Adjustment to Carrying Value of Hedged Item	Potential Exposure	Credit Quality of Reference Entity	Hedge Effectiveness at Inception and at Quarter-end (b)						
007999999	Subtotal - Purchased Options - Hedging Effective Excluding Variable Annuity Guarantees Under SSAP No.108										0	0	0	0	XXX	0	0	0	0	0	0	XXX	XXX					
014999999	Subtotal - Purchased Options - Hedging Effective Variable Annuity Guarantees Under SSAP No.108										0	0	0	0	XXX	0	0	0	0	0	0	0	XXX	XXX				
021999999	Subtotal - Purchased Options - Hedging Other										0	0	0	0	XXX	0	0	0	0	0	0	0	XXX	XXX				
028999999	Subtotal - Purchased Options - Replications										0	0	0	0	XXX	0	0	0	0	0	0	0	XXX	XXX				
035999999	Subtotal - Purchased Options - Income Generation										0	0	0	0	XXX	0	0	0	0	0	0	0	0	XXX	XXX			
042999999	Subtotal - Purchased Options - Other										0	0	0	0	XXX	0	0	0	0	0	0	0	0	XXX	XXX			
043999999	Total Purchased Options - Call Options and Warrants										0	0	0	0	XXX	0	0	0	0	0	0	0	0	XXX	XXX			
044999999	Total Purchased Options - Put Options										0	0	0	0	XXX	0	0	0	0	0	0	0	0	0	XXX	XXX		
045999999	Total Purchased Options - Caps										0	0	0	0	XXX	0	0	0	0	0	0	0	0	0	XXX	XXX		
046999999	Total Purchased Options - Floors										0	0	0	0	XXX	0	0	0	0	0	0	0	0	0	XXX	XXX		
047999999	Total Purchased Options - Collars										0	0	0	0	XXX	0	0	0	0	0	0	0	0	0	XXX	XXX		
048999999	Total Purchased Options - Other										0	0	0	0	XXX	0	0	0	0	0	0	0	0	0	XXX	XXX		
049999999	Total Purchased Options										0	0	0	0	XXX	0	0	0	0	0	0	0	0	0	XXX	XXX		
056999999	Subtotal - Written Options - Hedging Effective Excluding Variable Annuity Guarantees Under SSAP No.108										0	0	0	0	XXX	0	0	0	0	0	0	0	0	0	XXX	XXX		
063999999	Subtotal - Written Options - Hedging Effective Variable Annuity Guarantees Under SSAP No.108										0	0	0	0	XXX	0	0	0	0	0	0	0	0	0	XXX	XXX		
070999999	Subtotal - Written Options - Hedging Other										0	0	0	0	XXX	0	0	0	0	0	0	0	0	0	XXX	XXX		
077999999	Subtotal - Written Options - Replications										0	0	0	0	XXX	0	0	0	0	0	0	0	0	0	XXX	XXX		
084999999	Subtotal - Written Options - Income Generation										0	0	0	0	XXX	0	0	0	0	0	0	0	0	0	0	XXX	XXX	
091999999	Subtotal - Written Options - Other										0	0	0	0	XXX	0	0	0	0	0	0	0	0	0	0	XXX	XXX	
092999999	Total Written Options - Call Options and Warrants										0	0	0	0	XXX	0	0	0	0	0	0	0	0	0	0	0	XXX	XXX
093999999	Total Written Options - Put Options										0	0	0	0	XXX	0	0	0	0	0	0	0	0	0	0	0	XXX	XXX
094999999	Total Written Options - Caps										0	0	0	0	XXX	0	0	0	0	0	0	0	0	0	0	0	XXX	XXX
095999999	Total Written Options - Floors										0	0	0	0	XXX	0	0	0	0	0	0	0	0	0	0	0	XXX	XXX
096999999	Total Written Options - Collars										0	0	0	0	XXX	0	0	0	0	0	0	0	0	0	0	0	XXX	XXX
097999999	Total Written Options - Other										0	0	0	0	XXX	0	0	0	0	0	0	0	0	0	0	0	XXX	XXX
098999999	Total Written Options										0	0	0	0	XXX	0	0	0	0	0	0	0	0	0	0	0	XXX	XXX
Forward Start IRS--100095--140 - CF FS LTC 54 Reentry - Fed Funds	Anticipatory cash flows	NA	Interest Rate	BOA	.03/27/2018	.02/15/2049		14,600,000	2.33% / (01S)						467,835				0	378,606		100% / 100%						
Forward Start IRS--100096--140 - CF FS LTC 54 Reentry - Fed Funds	Anticipatory cash flows	NA	Interest Rate	BOA	.03/27/2018	.03/15/2049		22,600,000	2.33% / (01S)						729,358				0	586,897		100% / 100%						
Forward Start IRS--100097--140 - CF FS LTC 54 Reentry - Fed Funds	Anticipatory cash flows	NA	Interest Rate	BOA	.03/27/2018	.05/16/2049		14,600,000	2.33% / (01S)						474,657				0	380,338		100% / 100%						
Forward Start IRS--100098--140 - CF FS LTC 54 Reentry - Fed Funds	Anticipatory cash flows	NA	Interest Rate	BOA	.03/27/2018	.07/15/2049		21,200,000	2.32% / (01S)						693,915				0	553,941		100% / 100%						
Forward Start IRS--100099--140 - CF FS LTC 54 Reentry - Fed Funds	Anticipatory cash flows	NA	Interest Rate	BOA	.03/27/2018	.08/15/2049		14,700,000	2.32% / (01S)						485,087				0	384,697		100% / 100%						
Forward Start IRS--100342--140 - CF FS LTC 54 Reentry - Fed Funds	Anticipatory cash flows	NA	Interest Rate	CSI	.04/05/2018	.02/15/2050		13,700,000	2.29% / (01S)						445,683				0	361,811		100% / 100%						
Forward Start IRS--100343--140 - CF FS LTC 54 Reentry - Fed Funds	Anticipatory cash flows	NA	Interest Rate	CSI	.04/05/2018	.03/15/2050		16,800,000	2.29% / (01S)						551,025				0	444,290		100% / 100%						

E06

STATEMENT AS OF MARCH 31, 2022 OF GENWORTH LIFE INSURANCE COMPANY

SCHEDULE DB - PART A - SECTION 1

Showing all Options, Caps, Floors, Collars, Swaps and Forwards Open as of Current Statement Date

1	2	3	4	5	6	7	8	9	10	11	12	13	14	15	16	17	18	19	20	21	22	23
Description	Description of Item(s) Hedged, Used for Income Generation or Replicated	Schedule/ Exhibit Identifier	Type(s) of Risk(s) (a)	Exchange, Counterparty or Central Clearinghouse	Trade Date	Date of Maturity or Expiration	Number of Contracts	Notional Amount	Strike Price, Rate or Index Received (Paid)	Cumulative Prior Year(s) Initial Cost of Un-discounted Premium (Received) Paid	Current Year Initial Cost of Un-discounted Premium (Received) Paid	Current Year Income	Book/ Adjusted Carrying Value	Code	Fair Value	Unrealized Valuation Increase/ (Decrease)	Total Foreign Exchange Change in B./A.C.V.	Current Year's (Amortization)/ Accretion	Adjustment to Carrying Value of Hedged Item	Potential Exposure	Credit Quality of Reference Entity	Hedge Effectiveness at Inception and at Quarter-end (b)
Forward Start IRS--100344--140 - CF FS LTC 54 Reentry - Fed Funds	Anticipatory cash flows	NA	Interest Rate	CSI	04/05/2018	05/15/2050		12,700,000	2.28% / (01S)						423,267				0	336,864		100% / 100%
Forward Start IRS--100345--140 - CF FS LTC 54 Reentry - Fed Funds	Anticipatory cash flows	NA	Interest Rate	CSI	04/05/2018	07/16/2050		17,700,000	2.28% / (01S)						596,798				0	470,903		100% / 100%
Forward Start IRS--100346--140 - CF FS LTC 54 Reentry - Fed Funds	Anticipatory cash flows	NA	Interest Rate	CSI	04/05/2018	08/15/2050		12,700,000	2.28% / (01S)						429,645				0	338,369		100% / 100%
Forward Start IRS--100347--140 - CF FS LTC 54 Reentry - Fed Funds	Anticipatory cash flows	NA	Interest Rate	CSI	04/05/2018	10/15/2050		18,600,000	2.28% / (01S)						639,114				0	497,021		100% / 100%
Forward Start IRS--100348--140 - CF FS LTC 54 Reentry - Fed Funds	Anticipatory cash flows	NA	Interest Rate	CSI	04/05/2018	11/15/2050		12,800,000	2.28% / (01S)						443,297				0	342,544		100% / 100%
Forward Start IRS--101423--140 - CF FS LTC 54 Reentry - Fed Funds	Anticipatory cash flows	NA	Interest Rate	BOA	05/11/2018	02/15/2044		13,900,000	2.54% / (01S)						477,552				0	325,191		100% / 100%
Forward Start IRS--101424--140 - CF FS LTC 54 Reentry - Fed Funds	Anticipatory cash flows	NA	Interest Rate	BOA	05/11/2018	03/15/2044		28,300,000	2.54% / (01S)						974,743				0	663,280		100% / 100%
Forward Start IRS--101425--140 - CF FS LTC 54 Reentry - Fed Funds	Anticipatory cash flows	NA	Interest Rate	BOA	05/11/2018	05/15/2044		8,700,000	2.54% / (01S)						302,011				0	204,680		100% / 100%
Forward Start IRS--101426--140 - CF FS LTC 54 Reentry - Fed Funds	Anticipatory cash flows	NA	Interest Rate	BOA	05/11/2018	06/15/2044		22,100,000	2.54% / (01S)						770,233				0	520,931		100% / 100%
Forward Start IRS--101492--140 - CF FS LTC 54 Reentry - Fed Funds	Anticipatory cash flows	NA	Interest Rate	CSI	05/14/2018	11/15/2043		34,200,000	2.56% / (01S)						1,206,092				0	795,492		100% / 100%
Forward Start IRS--101493--140 - CF FS LTC 54 Reentry - Fed Funds	Anticipatory cash flows	NA	Interest Rate	CSI	05/14/2018	11/15/2043		13,000,000	2.56% / (01S)						458,456				0	302,380		100% / 100%
Forward Start IRS--101494--140 - CF FS LTC 54 Reentry - Fed Funds	Anticipatory cash flows	NA	Interest Rate	CSI	05/14/2018	12/15/2043		60,000,000	2.56% / (01S)						2,124,076				0	1,398,247		100% / 100%
Forward Start IRS--102435--140 - CF FS LTC 54 Reentry - Fed Funds	Anticipatory cash flows	NA	Interest Rate	BOA	06/15/2018	05/15/2046		24,200,000	2.41% / (01S)				0		715,235				0	594,500		100% / 100%
Forward Start IRS--102436--140 - CF FS LTC 54 Reentry - Fed Funds	Anticipatory cash flows	NA	Interest Rate	BOA	06/15/2018	07/15/2046		22,400,000	2.41% / (01S)				0		661,300				0	552,182		100% / 100%

STATEMENT AS OF MARCH 31, 2022 OF GENWORTH LIFE INSURANCE COMPANY

SCHEDULE DB - PART A - SECTION 1

Showing all Options, Caps, Floors, Collars, Swaps and Forwards Open as of Current Statement Date

1	2	3	4	5	6	7	8	9	10	11	12	13	14	15	16	17	18	19	20	21	22	23
Description	Description of Item(s) Hedged, Used for Income Generation or Replicated	Schedule/ Exhibit Identifier	Type(s) of Risk(s) (a)	Exchange, Counterparty or Central Clearinghouse	Trade Date	Date of Maturity or Expiration	Number of Contracts	Notional Amount	Strike Price, Rate or Index Received (Paid)	Cumulative Prior Year(s) Initial Cost of Un-discounted Premium (Received) Paid	Current Year Initial Cost of Un-discounted Premium (Received) Paid	Current Year Income	Book/ Adjusted Carrying Value	Code	Fair Value	Unrealized Valuation Increase/ (Decrease)	Total Foreign Exchange Change in B./A.C.V.	Current Year's (Amortization)/ Accretion	Adjustment to Carrying Value of Hedged Item	Potential Exposure	Credit Quality of Reference Entity	Hedge Effectiveness at Inception and at Quarter-end (b)
Forward Start IRS--102437--140 - CF FS LTC 54 Reentry - Fed Funds	Anticipatory cash flows	NA	Interest Rate	BOA	.06/15/2018	.07/15/2046		19,400,000	2.41% / (OIS)						572,733				0	478,229		100% / 100%
Forward Start IRS--102438--140 - CF FS LTC 54 Reentry - Fed Funds	Anticipatory cash flows	NA	Interest Rate	BOA	.06/15/2018	.10/15/2046		18,500,000	2.4% / (OIS)						548,401				0	458,402		100% / 100%
Forward Start IRS--102439--140 - CF FS LTC 54 Reentry - Fed Funds	Anticipatory cash flows	NA	Interest Rate	BOA	.06/15/2018	.11/14/2046		18,500,000	2.4% / (OIS)						551,094				0	459,168		100% / 100%
Forward Start IRS--102888--140 - CF FS LTC 54 Reentry - Fed Funds	Anticipatory cash flows	NA	Interest Rate	GSI	.07/02/2018	.03/15/2048		21,700,000	2.32% / (OIS)				0		611,308				0	552,981		100% / 100%
Forward Start IRS--102889--140 - CF FS LTC 54 Reentry - Fed Funds	Anticipatory cash flows	NA	Interest Rate	GSI	.07/02/2018	.05/14/2048		15,500,000	2.32% / (OIS)				0		444,885				0	396,234		100% / 100%
Forward Start IRS--102890--140 - CF FS LTC 54 Reentry - Fed Funds	Anticipatory cash flows	NA	Interest Rate	GSI	.07/02/2018	.07/15/2048		22,600,000	2.31% / (OIS)						654,156				0	579,609		100% / 100%
Forward Start IRS--102891--140 - CF FS LTC 54 Reentry - Fed Funds	Anticipatory cash flows	NA	Interest Rate	GSI	.07/02/2018	.08/16/2048		14,700,000	2.31% / (OIS)						429,625				0	377,630		100% / 100%
Forward Start IRS--102892--140 - CF FS LTC 54 Reentry - Fed Funds	Anticipatory cash flows	NA	Interest Rate	GSI	.07/02/2018	.10/15/2048		23,500,000	2.31% / (OIS)				0		695,807				0	605,571		100% / 100%
Forward Start IRS--102893--140 - CF FS LTC 54 Reentry - Fed Funds	Anticipatory cash flows	NA	Interest Rate	GSI	.07/02/2018	.11/15/2048		14,700,000	2.31% / (OIS)				0		439,324				0	379,409		100% / 100%
Forward Start IRS--103435--140 - CF FS LTC 54 Reentry - Fed Funds	Anticipatory cash flows	NA	Interest Rate	CSI	.07/27/2018	.01/15/2042		24,200,000	2.58% / (OIS)						823,859				0	538,528		100% / 100%
Forward Start IRS--103436--140 - CF FS LTC 54 Reentry - Fed Funds	Anticipatory cash flows	NA	Interest Rate	CSI	.07/27/2018	.02/13/2042		37,500,000	2.58% / (OIS)				0		1,273,819				0	836,167		100% / 100%
Forward Start IRS--103437--140 - CF FS LTC 54 Reentry - Fed Funds	Anticipatory cash flows	NA	Interest Rate	CSI	.07/27/2018	.02/13/2042		19,900,000	2.58% / (OIS)				0		675,973				0	443,726		100% / 100%
Forward Start IRS--103438--140 - CF FS LTC 54 Reentry - Fed Funds	Anticipatory cash flows	NA	Interest Rate	CSI	.07/27/2018	.02/16/2042		14,900,000	2.58% / (OIS)						506,006				0	332,306		100% / 100%
Forward Start IRS--109480--140 - CF FS LTC 54 Reentry - Fed Funds	Anticipatory cash flows	NA	Interest Rate	JPM	.04/17/2019	.11/15/2032		40,000,000	2.54% / (OIS)						1,208,987				0	652,246		100% / 100%

STATEMENT AS OF MARCH 31, 2022 OF GENWORTH LIFE INSURANCE COMPANY

SCHEDULE DB - PART A - SECTION 1

Showing all Options, Caps, Floors, Collars, Swaps and Forwards Open as of Current Statement Date

1	2	3	4	5	6	7	8	9	10	11	12	13	14	15	16	17	18	19	20	21	22	23
Description	Description of Item(s) Hedged, Used for Income Generation or Replicated	Schedule/ Exhibit Identifier	Type(s) of Risk(s) (a)	Exchange, Counterparty or Central Clearinghouse	Trade Date	Date of Maturity or Expiration	Number of Contracts	Notional Amount	Strike Price, Rate or Index Received (Paid)	Cumulative Prior Year(s) Initial Cost of Un-discounted Premium (Received) Paid	Current Year Initial Cost of Un-discounted Premium (Received) Paid	Current Year Income	Book/ Adjusted Carrying Value	Code	Fair Value	Unrealized Valuation Increase/ (Decrease)	Total Foreign Exchange Change in B./A.C.V.	Current Year's (Amortization)/ Accretion	Adjustment to Carrying Value of Hedged Item	Potential Exposure	Credit Quality of Reference Entity	Hedge Effectiveness at Inception and at Quarter-end (b)
Forward Start IRS--109548--140 - CF FS LTC 54 Reentry - Fed Funds	Anticipatory cash flows	NA	Interest Rate	BOA	04/22/2019	03/15/2038		65,000,000	2.69% / (01S)						3,171,423				0	1,298,664		100% / 100%
Forward Start IRS--109549--140 - CF FS LTC 54 Reentry - Fed Funds	Anticipatory cash flows	NA	Interest Rate	BOA	04/22/2019	10/15/2038		16,000,000	2.7% / (01S)						770,588				0	325,487		100% / 100%
Forward Start IRS--109550--140 - CF FS LTC 54 Reentry - Fed Funds	Anticipatory cash flows	NA	Interest Rate	BOA	04/22/2019	11/15/2038		27,000,000	2.7% / (01S)						1,306,891				0	550,667		100% / 100%
Forward Start IRS--110060--140 - CF FS LTC 54 Reentry - Fed Funds	Anticipatory cash flows	NA	Interest Rate	BOA	05/14/2019	02/15/2039		54,000,000	2.5% / (01S)						1,779,032				0	1,109,645		100% / 100%
Forward Start IRS--110061--140 - CF FS LTC 54 Reentry - Fed Funds	Anticipatory cash flows	NA	Interest Rate	BOA	05/14/2019	04/16/2039		31,000,000	2.5% / (01S)						1,013,565				0	640,110		100% / 100%
Forward Start IRS--110062--140 - CF FS LTC 54 Reentry - Fed Funds	Anticipatory cash flows	NA	Interest Rate	BOA	05/14/2019	05/15/2039		50,000,000	2.5% / (01S)						1,627,118				0	1,034,838		100% / 100%
Forward Start IRS--110063--140 - CF FS LTC 54 Reentry - Fed Funds	Anticipatory cash flows	NA	Interest Rate	BOA	05/14/2019	08/15/2039		46,000,000	2.5% / (01S)						1,475,530				0	959,028		100% / 100%
Forward Start IRS--110064--140 - CF FS LTC 54 Reentry - Fed Funds	Anticipatory cash flows	NA	Interest Rate	BOA	05/14/2019	11/15/2039		50,000,000	2.5% / (01S)						1,581,492				0	1,049,951		100% / 100%
Forward Start IRS--111368--140 - CF FS LTC 54 Reentry - Fed Funds	Anticipatory cash flows	NA	Interest Rate	DBAG	07/11/2019	05/15/2052		25,000,000	2.04% / (01S)						635,901				0	686,308		100% / 100%
Forward Start IRS--111369--140 - CF FS LTC 54 Reentry - Fed Funds	Anticipatory cash flows	NA	Interest Rate	DBAG	07/11/2019	08/15/2052		25,000,000	2.04% / (01S)						638,284				0	689,171		100% / 100%
Forward Start IRS--111370--140 - CF FS LTC 54 Reentry - Fed Funds	Anticipatory cash flows	NA	Interest Rate	DBAG	07/11/2019	11/14/2052		25,000,000	2.04% / (01S)						640,825				0	691,992		100% / 100%
Forward Start IRS--111371--140 - CF FS LTC 54 Reentry - Fed Funds	Anticipatory cash flows	NA	Interest Rate	DBAG	07/11/2019	02/16/2053		25,000,000	2.03% / (01S)						643,368				0	694,893		100% / 100%
Forward Start IRS--111372--140 - CF FS LTC 54 Reentry - Fed Funds	Anticipatory cash flows	NA	Interest Rate	DBAG	07/11/2019	03/16/2053		24,000,000	2.03% / (01S)						615,793				0	667,925		100% / 100%
Forward Start IRS--111373--140 - CF FS LTC 54 Reentry - Fed Funds	Anticipatory cash flows	NA	Interest Rate	DBAG	07/11/2019	05/15/2053		25,000,000	2.03% / (01S)						641,876				0	697,599		100% / 100%

STATEMENT AS OF MARCH 31, 2022 OF GENWORTH LIFE INSURANCE COMPANY

SCHEDULE DB - PART A - SECTION 1

Showing all Options, Caps, Floors, Collars, Swaps and Forwards Open as of Current Statement Date

1	2	3	4	5	6	7	8	9	10	11	12	13	14	15	16	17	18	19	20	21	22	23
Description	Description of Item(s) Hedged, Used for Income Generation or Replicated	Schedule/ Exhibit Identifier	Type(s) of Risk(s) (a)	Exchange, Counterparty or Central Clearinghouse	Trade Date	Date of Maturity or Expiration	Number of Contracts	Notional Amount	Strike Price, Rate or Index Received (Paid)	Cumulative Prior Year(s) Initial Cost of Un-discounted Premium (Received) Paid	Current Year Initial Cost of Un-discounted Premium (Received) Paid	Current Year Income	Book/ Adjusted Carrying Value	Code	Fair Value	Unrealized Valuation Increase/ (Decrease)	Total Foreign Exchange Change in B./A.C.V.	Current Year's (Amortization)/ Accretion	Adjustment to Carrying Value of Hedged Item	Potential Exposure	Credit Quality of Reference Entity	Hedge Effectiveness at Inception and at Quarter-end (b)
Forward Start IRS--111374--140 - CF FS LTC 54 Reentry - Fed Funds	Anticipatory cash flows	NA	Interest Rate	DBAG	.07/11/2019	.07/15/2053		25,000,000	2.03% / (OIS)						642,364				0	699,468		100% / 100%
Forward Start IRS--111375--140 - CF FS LTC 54 Reentry - Fed Funds	Anticipatory cash flows	NA	Interest Rate	DBAG	.07/11/2019	.08/14/2053		25,000,000	2.03% / (OIS)						644,293				0	700,385		100% / 100%
Forward Start IRS--111376--140 - CF FS LTC 54 Reentry - Fed Funds	Anticipatory cash flows	NA	Interest Rate	DBAG	.07/11/2019	.10/15/2053		26,000,000	2.02% / (OIS)						667,196				0	730,368		100% / 100%
Forward Start IRS--111377--140 - CF FS LTC 54 Reentry - Fed Funds	Anticipatory cash flows	NA	Interest Rate	DBAG	.07/11/2019	.11/16/2053		25,000,000	2.02% / (OIS)						643,687				0	703,252		100% / 100%
Forward Start IRS--111441--140 - CF FS LTC 54 Reentry - Fed Funds	Anticipatory cash flows	NA	Interest Rate	BOA	.07/12/2019	.04/15/2042		32,000,000	2.3% / (OIS)						459,985				0	716,521		100% / 100%
Forward Start IRS--111442--140 - CF FS LTC 54 Reentry - Fed Funds	Anticipatory cash flows	NA	Interest Rate	BOA	.07/12/2019	.05/14/2042		16,000,000	2.3% / (OIS)						227,085				0	358,970		100% / 100%
Forward Start IRS--111443--140 - CF FS LTC 54 Reentry - Fed Funds	Anticipatory cash flows	NA	Interest Rate	BOA	.07/12/2019	.05/15/2042		10,000,000	2.3% / (OIS)						141,994				0	224,371		100% / 100%
Forward Start IRS--111444--140 - CF FS LTC 54 Reentry - Fed Funds	Anticipatory cash flows	NA	Interest Rate	BOA	.07/12/2019	.08/16/2042		16,000,000	2.29% / (OIS)						230,451				0	361,258		100% / 100%
Forward Start IRS--111445--140 - CF FS LTC 54 Reentry - Fed Funds	Anticipatory cash flows	NA	Interest Rate	BOA	.07/12/2019	.09/15/2042		14,000,000	2.29% / (OIS)						204,328				0	316,737		100% / 100%
Forward Start IRS--111446--140 - CF FS LTC 54 Reentry - Fed Funds	Anticipatory cash flows	NA	Interest Rate	BOA	.07/12/2019	.10/15/2042		8,000,000	2.29% / (OIS)						115,379				0	181,356		100% / 100%
Forward Start IRS--111447--140 - CF FS LTC 54 Reentry - Fed Funds	Anticipatory cash flows	NA	Interest Rate	BOA	.07/12/2019	.11/15/2042		10,500,000	2.29% / (OIS)						153,422				0	238,520		100% / 100%
Forward Start IRS--111448--140 - CF FS LTC 54 Reentry - Fed Funds	Anticipatory cash flows	NA	Interest Rate	BOA	.07/12/2019	.11/15/2042		16,000,000	2.29% / (OIS)						233,786				0	363,460		100% / 100%
Forward Start IRS--111848--140 - CF FS LTC 54 Reentry - Fed Funds	Anticipatory cash flows	NA	Interest Rate	NATWEST	.07/31/2019	.11/16/2036		65,000,000	2.15% / (OIS)						606,412				0	1,243,570		100% / 100%
Forward Start IRS--111900--140 - CF FS LTC 54 Reentry - Fed Funds	Anticipatory cash flows	NA	Interest Rate	BOA	.08/01/2019	.10/14/2043		58,000,000	2.04% / (OIS)						2,211				0	1,346,344		100% / 100%

E06.4

STATEMENT AS OF MARCH 31, 2022 OF GENWORTH LIFE INSURANCE COMPANY

SCHEDULE DB - PART A - SECTION 1

Showing all Options, Caps, Floors, Collars, Swaps and Forwards Open as of Current Statement Date

1	2	3	4	5	6	7	8	9	10	11	12	13	14	15	16	17	18	19	20	21	22	23
Description	Description of Item(s) Hedged, Used for Income Generation or Replicated	Schedule/ Exhibit Identifier	Type(s) of Risk(s) (a)	Exchange, Counterparty or Central Clearinghouse	Trade Date	Date of Maturity or Expiration	Number of Contracts	Notional Amount	Strike Price, Rate or Index Received (Paid)	Cumulative Prior Year(s) Initial Cost of Un-discounted Premium (Received) Paid	Current Year Initial Cost of Un-discounted Premium (Received) Paid	Current Year Income	Book/ Adjusted Carrying Value	Code	Fair Value	Unrealized Valuation Increase/ (Decrease)	Total Foreign Exchange Change in B./A.C.V.	Current Year's (Amortization)/ Accretion	Adjustment to Carrying Value of Hedged Item	Potential Exposure	Credit Quality of Reference Entity	Hedge Effectiveness at Inception and at Quarter-end (b)
Forward Start IRS--111901--140 - CF FS LTC 54 Reentry - Fed Funds	Anticipatory cash flows	NA	Interest Rate	BOA	.08/01/2019	.09/15/2044		21,000,000	2.03% / (OIS)						32,781				0	497,801		100% / 100%
Forward Start IRS--111902--140 - CF FS LTC 54 Reentry - Fed Funds	Anticipatory cash flows	NA	Interest Rate	BOA	.08/01/2019	.02/15/2045		14,000,000	2.02% / (OIS)				0		26,181				0	334,948		100% / 100%
Forward Start IRS--111903--140 - CF FS LTC 54 Reentry - Fed Funds	Anticipatory cash flows	NA	Interest Rate	BOA	.08/01/2019	.05/15/2045		25,000,000	2.02% / (OIS)						60,424				0	601,297		100% / 100%
Forward Start IRS--111904--140 - CF FS LTC 54 Reentry - Fed Funds	Anticipatory cash flows	NA	Interest Rate	BOA	.08/01/2019	.08/15/2045		13,000,000	2.02% / (OIS)						34,698				0	314,373		100% / 100%
Forward Start IRS--111905--140 - CF FS LTC 54 Reentry - Fed Funds	Anticipatory cash flows	NA	Interest Rate	BOA	.08/01/2019	.10/15/2045		9,000,000	2.01% / (OIS)						24,605				0	218,419		100% / 100%
Forward Start IRS--111906--140 - CF FS LTC 54 Reentry - Fed Funds	Anticipatory cash flows	NA	Interest Rate	BOA	.08/01/2019	.11/15/2045		17,000,000	2.01% / (OIS)						49,856				0	413,312		100% / 100%
Forward Start IRS--111907--140 - CF FS LTC 54 Reentry - Fed Funds	Anticipatory cash flows	NA	Interest Rate	BOA	.08/01/2019	.12/14/2045		9,000,000	2.01% / (OIS)						27,991				0	219,180		100% / 100%
Forward Start IRS--111908--140 - CF FS LTC 54 Reentry - Fed Funds	Anticipatory cash flows	NA	Interest Rate	BOA	.08/01/2019	.10/14/2049		21,000,000	1.95% / (OIS)						243,395				0	551,214		100% / 100%
Forward Start IRS--111909--140 - CF FS LTC 54 Reentry - Fed Funds	Anticipatory cash flows	NA	Interest Rate	BOA	.08/01/2019	.02/14/2052		25,000,000	1.9% / (OIS)						424,642				0	683,464		100% / 100%
Forward Start IRS--111910--140 - CF FS LTC 54 Reentry - Fed Funds	Anticipatory cash flows	NA	Interest Rate	DBAG	.08/01/2019	.04/15/2041		11,000,000	2.09% / (OIS)						(2,903)				0	240,085		100% / 100%
Forward Start IRS--111911--140 - CF FS LTC 54 Reentry - Fed Funds	Anticipatory cash flows	NA	Interest Rate	DBAG	.08/01/2019	.05/15/2041		48,000,000	2.09% / (OIS)						(30,594)				0	1,049,900		100% / 100%
Forward Start IRS--111912--140 - CF FS LTC 54 Reentry - Fed Funds	Anticipatory cash flows	NA	Interest Rate	DBAG	.08/01/2019	.05/15/2041		11,000,000	2.09% / (OIS)						(7,011)				0	240,602		100% / 100%
Forward Start IRS--111913--140 - CF FS LTC 54 Reentry - Fed Funds	Anticipatory cash flows	NA	Interest Rate	DBAG	.08/01/2019	.10/15/2041		10,500,000	2.08% / (OIS)						(10,915)				0	232,167		100% / 100%
Forward Start IRS--111914--140 - CF FS LTC 54 Reentry - Fed Funds	Anticipatory cash flows	NA	Interest Rate	DBAG	.08/01/2019	.11/14/2041		17,000,000	2.08% / (OIS)				0		(17,770)				0	376,679		100% / 100%

E06.5

STATEMENT AS OF MARCH 31, 2022 OF GENWORTH LIFE INSURANCE COMPANY

SCHEDULE DB - PART A - SECTION 1

Showing all Options, Caps, Floors, Collars, Swaps and Forwards Open as of Current Statement Date

1	2	3	4	5	6	7	8	9	10	11	12	13	14	15	16	17	18	19	20	21	22	23
Description	Description of Item(s) Hedged, Used for Income Generation or Replicated	Schedule/ Exhibit Identifier	Type(s) of Risk(s) (a)	Exchange, Counterparty or Central Clearinghouse	Trade Date	Date of Maturity or Expiration	Number of Contracts	Notional Amount	Strike Price, Rate or Index Received (Paid)	Cumulative Prior Year(s) Initial Cost of Un-discounted Premium (Received) Paid	Current Year Initial Cost of Un-discounted Premium (Received) Paid	Current Year Income	Book/ Adjusted Carrying Value	Code	Fair Value	Unrealized Valuation Increase/ (Decrease)	Total Foreign Exchange Change in B./A.C.V.	Current Year's (Amortization)/ Accretion	Adjustment to Carrying Value of Hedged Item	Potential Exposure	Credit Quality of Reference Entity	Hedge Effectiveness at Inception and at Quarter-end (b)
Forward Start IRS--111915--140 - CF FS LTC 54 Reentry - Fed Funds	Anticipatory cash flows	NA	Interest Rate	DBAG	.08/01/2019	12/15/2041		3,200,000	2.08% / (OIS)				0		(3,396)				0	71,057		100% / 100%
Forward Start IRS--112187--140 - CF FS LTC 54 Reentry - Fed Funds	Anticipatory cash flows	NA	Interest Rate	NATWEST	.08/13/2019	12/15/2040		31,000,000	1.68% / (OIS)				0		(912,938)				0	670,691		100% / 100%
Forward Start IRS--112188--140 - CF FS LTC 54 Reentry - Fed Funds	Anticipatory cash flows	NA	Interest Rate	NATWEST	.08/13/2019	12/16/2040		28,000,000	1.68% / (OIS)				0		(824,617)				0	605,830		100% / 100%
Forward Start IRS--112189--140 - CF FS LTC 54 Reentry - Fed Funds	Anticipatory cash flows	NA	Interest Rate	NATWEST	.08/13/2019	02/14/2041		13,000,000	1.68% / (OIS)				0		(383,710)				0	282,510		100% / 100%
Forward Start IRS--112190--140 - CF FS LTC 54 Reentry - Fed Funds	Anticipatory cash flows	NA	Interest Rate	NATWEST	.08/13/2019	03/14/2041		21,000,000	1.68% / (OIS)				0		(620,788)				0	457,288		100% / 100%
Forward Start IRS--112191--140 - CF FS LTC 54 Reentry - Fed Funds	Anticipatory cash flows	NA	Interest Rate	NATWEST	.08/13/2019	03/15/2041		36,000,000	1.68% / (OIS)				0		(1,064,249)				0	783,979		100% / 100%
Forward Start IRS--112192--140 - CF FS LTC 54 Reentry - Fed Funds	Anticipatory cash flows	NA	Interest Rate	NATWEST	.08/13/2019	03/15/2041		35,000,000	1.68% / (OIS)				0		(1,034,686)				0	762,202		100% / 100%
Forward Start IRS--112193--140 - CF FS LTC 54 Reentry - Fed Funds	Anticipatory cash flows	NA	Interest Rate	NATWEST	.08/13/2019	04/15/2041		30,500,000	1.68% / (OIS)				0		(901,738)				0	665,690		100% / 100%
Forward Start IRS--116419--140 - CF FS LTC 54 Reentry - Fed Funds	Anticipatory cash flows	NA	Interest Rate	BOA	.01/10/2020	03/15/2045		14,000,000	1.91% / (OIS)				0		(76,719)				0	335,508		100% / 100%
Forward Start IRS--116420--140 - CF FS LTC 54 Reentry - Fed Funds	Anticipatory cash flows	NA	Interest Rate	BOA	.01/10/2020	05/15/2045		12,000,000	1.9% / (OIS)				0		(62,767)				0	288,623		100% / 100%
Forward Start IRS--116421--140 - CF FS LTC 54 Reentry - Fed Funds	Anticipatory cash flows	NA	Interest Rate	BOA	.01/10/2020	06/15/2045		25,000,000	1.9% / (OIS)				0		(129,505)				0	602,400		100% / 100%
Forward Start IRS--116422--140 - CF FS LTC 54 Reentry - Fed Funds	Anticipatory cash flows	NA	Interest Rate	BOA	.01/10/2020	07/16/2045		22,000,000	1.9% / (OIS)				0		(109,463)				0	531,080		100% / 100%
Forward Start IRS--116423--140 - CF FS LTC 54 Reentry - Fed Funds	Anticipatory cash flows	NA	Interest Rate	BOA	.01/10/2020	08/15/2045		11,000,000	1.9% / (OIS)				0		(54,296)				0	266,008		100% / 100%
Forward Start IRS--116424--140 - CF FS LTC 54 Reentry - Fed Funds	Anticipatory cash flows	NA	Interest Rate	BOA	.01/10/2020	11/15/2045		32,000,000	1.9% / (OIS)				0		(143,042)				0	777,999		100% / 100%

STATEMENT AS OF MARCH 31, 2022 OF GENWORTH LIFE INSURANCE COMPANY

SCHEDULE DB - PART A - SECTION 1

Showing all Options, Caps, Floors, Collars, Swaps and Forwards Open as of Current Statement Date

1	2	3	4	5	6	7	8	9	10	11	12	13	14	15	16	17	18	19	20	21	22	23
Description	Description of Item(s) Hedged, Used for Income Generation or Replicated	Schedule/ Exhibit Identifier	Type(s) of Risk(s) (a)	Exchange, Counterparty or Central Clearinghouse	Trade Date	Date of Maturity or Expiration	Number of Contracts	Notional Amount	Strike Price, Rate or Index Received (Paid)	Cumulative Prior Year(s) Initial Cost of Un-discounted Premium (Received) Paid	Current Year Initial Cost of Un-discounted Premium (Received) Paid	Current Year Income	Book/ Adjusted Carrying Value	Code	Fair Value	Unrealized Valuation Increase/ (Decrease)	Total Foreign Exchange Change in B./A.C.V.	Current Year's (Amortization)/ Accretion	Adjustment to Carrying Value of Hedged Item	Potential Exposure	Credit Quality of Reference Entity	Hedge Effectiveness at Inception and at Quarter-end (b)
Forward Start IRS--116758--140 - CF FS LTC 54 Reentry - Fed Funds	Anticipatory cash flows	NA	Interest Rate	CSI	.01/28/2020	10/15/2040		24,500,000	1.73% / (01S)						(631,181)				0	527,692		100% / 100%
Forward Start IRS--116759--140 - CF FS LTC 54 Reentry - Fed Funds	Anticipatory cash flows	NA	Interest Rate	CSI	.01/28/2020	11/15/2040		17,000,000	1.73% / (01S)						(438,635)				0	366,990		100% / 100%
Forward Start IRS--116760--140 - CF FS LTC 54 Reentry - Fed Funds	Anticipatory cash flows	NA	Interest Rate	CSI	.01/28/2020	01/15/2041		18,000,000	1.73% / (01S)						(472,438)				0	390,316		100% / 100%
Forward Start IRS--116761--140 - CF FS LTC 54 Reentry - Fed Funds	Anticipatory cash flows	NA	Interest Rate	CSI	.01/28/2020	01/15/2041		26,000,000	1.73% / (01S)						(682,411)				0	563,790		100% / 100%
Forward Start IRS--116762--140 - CF FS LTC 54 Reentry - Fed Funds	Anticipatory cash flows	NA	Interest Rate	CSI	.01/28/2020	01/15/2041		27,000,000	1.73% / (01S)						(708,657)				0	585,474		100% / 100%
Forward Start IRS--116763--140 - CF FS LTC 54 Reentry - Fed Funds	Anticipatory cash flows	NA	Interest Rate	CSI	.01/28/2020	02/14/2041		18,000,000	1.73% / (01S)						(473,175)				0	391,168		100% / 100%
Forward Start IRS--116824--140 - CF FS LTC 54 Reentry - Fed Funds	Anticipatory cash flows	NA	Interest Rate	NATWEST	.01/29/2020	03/15/2040		25,000,000	1.77% / (01S)						(563,415)				0	529,886		100% / 100%
Forward Start IRS--116825--140 - CF FS LTC 54 Reentry - Fed Funds	Anticipatory cash flows	NA	Interest Rate	NATWEST	.01/29/2020	05/15/2040		18,000,000	1.77% / (01S)						(407,406)				0	383,288		100% / 100%
Forward Start IRS--116826--140 - CF FS LTC 54 Reentry - Fed Funds	Anticipatory cash flows	NA	Interest Rate	NATWEST	.01/29/2020	06/14/2040		28,000,000	1.77% / (01S)						(645,176)				0	597,575		100% / 100%
Forward Start IRS--116827--140 - CF FS LTC 54 Reentry - Fed Funds	Anticipatory cash flows	NA	Interest Rate	NATWEST	.01/29/2020	08/15/2040		18,000,000	1.77% / (01S)				0		(416,582)				0	385,942		100% / 100%
Forward Start IRS--116828--140 - CF FS LTC 54 Reentry - Fed Funds	Anticipatory cash flows	NA	Interest Rate	NATWEST	.01/29/2020	09/15/2040		23,500,000	1.77% / (01S)						(544,758)				0	505,031		100% / 100%
Forward Start IRS--116829--140 - CF FS LTC 54 Reentry - Fed Funds	Anticipatory cash flows	NA	Interest Rate	NATWEST	.01/29/2020	10/15/2040		12,500,000	1.77% / (01S)						(290,397)				0	269,230		100% / 100%
Forward Start IRS--116919--140 - CF FS LTC 54 Reentry - Fed Funds	Anticipatory cash flows	NA	Interest Rate	BOA	.01/31/2020	07/15/2052		25,000,000	1.47% / (01S)				0		(160,993)				0	688,208		100% / 100%
Forward Start IRS--116920--140 - CF FS LTC 54 Reentry - Fed Funds	Anticipatory cash flows	NA	Interest Rate	BOA	.01/31/2020	10/15/2052		26,000,000	1.47% / (01S)						(157,325)				0	718,706		100% / 100%

STATEMENT AS OF MARCH 31, 2022 OF GENWORTH LIFE INSURANCE COMPANY

SCHEDULE DB - PART A - SECTION 1

Showing all Options, Caps, Floors, Collars, Swaps and Forwards Open as of Current Statement Date

1	2	3	4	5	6	7	8	9	10	11	12	13	14	15	16	17	18	19	20	21	22	23
Description	Description of Item(s) Hedged, Used for Income Generation or Replicated	Schedule/ Exhibit Identifier	Type(s) of Risk(s) (a)	Exchange, Counterparty or Central Clearinghouse	Trade Date	Date of Maturity or Expiration	Number of Contracts	Notional Amount	Strike Price, Rate or Index Received (Paid)	Cumulative Prior Year(s) Initial Cost of Un-discounted Premium (Received) Paid	Current Year Initial Cost of Un-discounted Premium (Received) Paid	Current Year Income	Book/ Adjusted Carrying Value	Code	Fair Value	Unrealized Valuation Increase/ (Decrease)	Total Foreign Exchange Change in B./A.C.V.	Current Year's (Amortization)/ Accretion	Adjustment to Carrying Value of Hedged Item	Potential Exposure	Credit Quality of Reference Entity	Hedge Effectiveness at Inception and at Quarter-end (b)
Forward Start IRS--116921--140 - CF FS LTC 54 Reentry - Fed Funds	Anticipatory cash flows	NA	Interest Rate	BOA	.01/31/2020	.07/15/2054		10,000,000	1.41% / (01S)						(66,557)				0	284,220		100% / 100%
Forward Start IRS--116922--140 - CF FS LTC 54 Reentry - Fed Funds	Anticipatory cash flows	NA	Interest Rate	BOA	.01/31/2020	.03/15/2055		20,000,000	1.39% / (01S)						(134,278)				0	574,265		100% / 100%
Forward Start IRS--116923--140 - CF FS LTC 54 Reentry - Fed Funds	Anticipatory cash flows	NA	Interest Rate	BOA	.01/31/2020	.07/14/2055		17,000,000	1.38% / (01S)						(114,575)				0	490,573		100% / 100%
Forward Start IRS--116924--140 - CF FS LTC 54 Reentry - Fed Funds	Anticipatory cash flows	NA	Interest Rate	BOA	.01/31/2020	.10/16/2055		18,000,000	1.37% / (01S)				0		(123,732)				0	521,434		100% / 100%
Forward Start IRS--116925--140 - CF FS LTC 54 Reentry - Fed Funds	Anticipatory cash flows	NA	Interest Rate	BOA	.01/31/2020	.03/15/2056		23,000,000	1.36% / (01S)						(156,321)				0	670,370		100% / 100%
Forward Start IRS--116926--140 - CF FS LTC 54 Reentry - Fed Funds	Anticipatory cash flows	NA	Interest Rate	BOA	.01/31/2020	.10/15/2056		22,000,000	1.35% / (01S)						(141,337)				0	646,732		100% / 100%
Forward Start IRS--116927--140 - CF FS LTC 54 Reentry - Fed Funds	Anticipatory cash flows	NA	Interest Rate	BOA	.01/31/2020	.02/15/2057		38,000,000	1.34% / (01S)						(244,360)				0	1,122,514		100% / 100%
Forward Start IRS--116928--140 - CF FS LTC 54 Reentry - Fed Funds	Anticipatory cash flows	NA	Interest Rate	BOA	.01/31/2020	.05/15/2057		38,000,000	1.33% / (01S)						(256,108)				0	1,126,428		100% / 100%
Forward Start IRS--116929--140 - CF FS LTC 54 Reentry - Fed Funds	Anticipatory cash flows	NA	Interest Rate	BOA	.01/31/2020	.08/15/2057		37,000,000	1.33% / (01S)						(248,264)				0	1,100,711		100% / 100%
Forward Start IRS--116930--140 - CF FS LTC 54 Reentry - Fed Funds	Anticipatory cash flows	NA	Interest Rate	BOA	.01/31/2020	.11/15/2057		37,000,000	1.32% / (01S)				0		(265,940)				0	1,104,623		100% / 100%
Forward Start IRS--117018--140 - CF FS LTC 54 Reentry - Fed Funds	Anticipatory cash flows	NA	Interest Rate	BOA	.02/04/2020	.02/15/2039		12,000,000	1.7% / (01S)						(326,292)				0	246,588		100% / 100%
Forward Start IRS--117019--140 - CF FS LTC 54 Reentry - Fed Funds	Anticipatory cash flows	NA	Interest Rate	BOA	.02/04/2020	.03/15/2039		19,000,000	1.7% / (01S)						(516,777)				0	391,316		100% / 100%
Forward Start IRS--117020--140 - CF FS LTC 54 Reentry - Fed Funds	Anticipatory cash flows	NA	Interest Rate	BOA	.02/04/2020	.04/15/2039		20,000,000	1.7% / (01S)						(544,098)				0	412,941		100% / 100%
Forward Start IRS--117021--140 - CF FS LTC 54 Reentry - Fed Funds	Anticipatory cash flows	NA	Interest Rate	BOA	.02/04/2020	.07/15/2039		27,000,000	1.7% / (01S)						(737,760)				0	561,531		100% / 100%

STATEMENT AS OF MARCH 31, 2022 OF GENWORTH LIFE INSURANCE COMPANY

SCHEDULE DB - PART A - SECTION 1

Showing all Options, Caps, Floors, Collars, Swaps and Forwards Open as of Current Statement Date

1	2	3	4	5	6	7	8	9	10	11	12	13	14	15	16	17	18	19	20	21	22	23
Description	Description of Item(s) Hedged, Used for Income Generation or Replicated	Schedule/ Exhibit Identifier	Type(s) of Risk(s) (a)	Exchange, Counterparty or Central Clearinghouse	Trade Date	Date of Maturity or Expiration	Number of Contracts	Notional Amount	Strike Price, Rate or Index Received (Paid)	Cumulative Prior Year(s) Initial Cost of Un-discounted Premium (Received) Paid	Current Year Initial Cost of Un-discounted Premium (Received) Paid	Current Year Income	Book/ Adjusted Carrying Value	Code	Fair Value	Unrealized Valuation Increase/ (Decrease)	Total Foreign Exchange Change in B./A.C.V.	Current Year's (Amortization)/ Accretion	Adjustment to Carrying Value of Hedged Item	Potential Exposure	Credit Quality of Reference Entity	Hedge Effectiveness at Inception and at Quarter-end (b)
Forward Start IRS--117022--140 - CF FS LTC 54 Reentry - Fed Funds	Anticipatory cash flows	NA	Interest Rate	BOA	02/04/2020	07/16/2039		22,000,000	1.7% / (01S)						(601,172)				0	457,580		100% / 100%
Forward Start IRS--117107--140 - CF FS LTC 54 Reentry - Fed Funds	Anticipatory cash flows	NA	Interest Rate	NATWEST	02/06/2020	01/15/2040		36,000,000	1.78% / (01S)						(779,670)				0	759,538		100% / 100%
Forward Start IRS--117108--140 - CF FS LTC 54 Reentry - Fed Funds	Anticipatory cash flows	NA	Interest Rate	NATWEST	02/06/2020	01/15/2040		34,000,000	1.78% / (01S)						(736,355)				0	717,341		100% / 100%
Forward Start IRS--117109--140 - CF FS LTC 54 Reentry - Fed Funds	Anticipatory cash flows	NA	Interest Rate	NATWEST	02/06/2020	01/15/2040		32,500,000	1.78% / (01S)						(703,868)				0	685,694		100% / 100%
Forward Start IRS--117110--140 - CF FS LTC 54 Reentry - Fed Funds	Anticipatory cash flows	NA	Interest Rate	NATWEST	02/06/2020	01/15/2040		25,000,000	1.78% / (01S)						(541,437)				0	527,457		100% / 100%
Forward Start IRS--117111--140 - CF FS LTC 54 Reentry - Fed Funds	Anticipatory cash flows	NA	Interest Rate	NATWEST	02/06/2020	04/15/2041		16,000,000	1.78% / (01S)						(358,696)				0	349,214		100% / 100%
Forward Start IRS--117231--140 - CF FS LTC 54 Reentry - Fed Funds	Anticipatory cash flows	NA	Interest Rate	GSI	02/11/2020	08/15/2040		33,500,000	1.71% / (01S)				0		(909,046)				0	718,281		100% / 100%
Forward Start IRS--117232--140 - CF FS LTC 54 Reentry - Fed Funds	Anticipatory cash flows	NA	Interest Rate	GSI	02/11/2020	08/15/2040		26,000,000	1.71% / (01S)				0		(705,528)				0	557,472		100% / 100%
Forward Start IRS--117233--140 - CF FS LTC 54 Reentry - Fed Funds	Anticipatory cash flows	NA	Interest Rate	GSI	02/11/2020	08/15/2040		6,000,000	1.71% / (01S)						(162,814)				0	128,647		100% / 100%
Forward Start IRS--117234--140 - CF FS LTC 54 Reentry - Fed Funds	Anticipatory cash flows	NA	Interest Rate	GSI	02/11/2020	09/15/2040		27,000,000	1.71% / (01S)						(733,478)				0	580,248		100% / 100%
Forward Start IRS--117235--140 - CF FS LTC 54 Reentry - Fed Funds	Anticipatory cash flows	NA	Interest Rate	GSI	02/11/2020	09/16/2040		15,000,000	1.71% / (01S)				0		(407,505)				0	322,384		100% / 100%
Forward Start IRS--117236--140 - CF FS LTC 54 Reentry - Fed Funds	Anticipatory cash flows	NA	Interest Rate	GSI	02/11/2020	11/15/2041		10,500,000	1.7% / (01S)				0		(292,263)				0	232,671		100% / 100%
Forward Start IRS--117412--140 - CF FS LTC 54 Reentry - Fed Funds	Anticipatory cash flows	NA	Interest Rate	DBAG	02/14/2020	10/15/2040		24,000,000	1.67% / (01S)						(722,423)				0	516,922		100% / 100%
Forward Start IRS--117413--140 - CF FS LTC 54 Reentry - Fed Funds	Anticipatory cash flows	NA	Interest Rate	DBAG	02/14/2020	11/15/2040		20,000,000	1.67% / (01S)						(602,641)				0	431,753		100% / 100%

STATEMENT AS OF MARCH 31, 2022 OF GENWORTH LIFE INSURANCE COMPANY

SCHEDULE DB - PART A - SECTION 1

Showing all Options, Caps, Floors, Collars, Swaps and Forwards Open as of Current Statement Date

1	2	3	4	5	6	7	8	9	10	11	12	13	14	15	16	17	18	19	20	21	22	23
Description	Description of Item(s) Hedged, Used for Income Generation or Replicated	Schedule/ Exhibit Identifier	Type(s) of Risk(s) (a)	Exchange, Counterparty or Central Clearinghouse	Trade Date	Date of Maturity or Expiration	Number of Contracts	Notional Amount	Strike Price, Rate or Index Received (Paid)	Cumulative Prior Year(s) Initial Cost of Un-discounted Premium (Received) Paid	Current Year Initial Cost of Un-discounted Premium (Received) Paid	Current Year Income	Book/ Adjusted Carrying Value	Code	Fair Value	Unrealized Valuation Increase/ (Decrease)	Total Foreign Exchange Change in B./A.C.V.	Current Year's (Amortization)/ Accretion	Adjustment to Carrying Value of Hedged Item	Potential Exposure	Credit Quality of Reference Entity	Hedge Effectiveness at Inception and at Quarter-end (b)
Forward Start IRS--117414--140 - CF FS LTC 54 Reentry - Fed Funds	Anticipatory cash flows	NA	Interest Rate	DBAG	02/14/2020	11/15/2040		13,500,000	1.67% / (01S)						(406,782)				0	291,434		100% / 100%
Forward Start IRS--117415--140 - CF FS LTC 54 Reentry - Fed Funds	Anticipatory cash flows	NA	Interest Rate	DBAG	02/14/2020	11/15/2040		13,000,000	1.67% / (01S)						(391,716)				0	280,640		100% / 100%
Forward Start IRS--117416--140 - CF FS LTC 54 Reentry - Fed Funds	Anticipatory cash flows	NA	Interest Rate	DBAG	02/14/2020	11/15/2040		12,500,000	1.67% / (01S)						(376,650)				0	269,846		100% / 100%
Forward Start IRS--117417--140 - CF FS LTC 54 Reentry - Fed Funds	Anticipatory cash flows	NA	Interest Rate	DBAG	02/14/2020	04/15/2042		10,000,000	1.66% / (01S)				0		(303,058)				0	223,913		100% / 100%
Forward Start IRS--117418--140 - CF FS LTC 54 Reentry - Fed Funds	Anticipatory cash flows	NA	Interest Rate	DBAG	02/14/2020	10/15/2043		10,000,000	1.65% / (01S)						(262,573)				0	232,143		100% / 100%
Forward Start IRS--117419--140 - CF FS LTC 54 Reentry - Fed Funds	Anticipatory cash flows	NA	Interest Rate	DBAG	02/14/2020	11/15/2044		11,000,000	1.64% / (01S)						(260,927)				0	261,720		100% / 100%
Forward Start IRS--82087--140 - CF FS LTC 54 Reentry - Fed Funds	Anticipatory cash flows	NA	Interest Rate	DBAG	05/03/2016	06/15/2033		2,700,000	2.18% / (01S)						4,823				0	45,213		100% / 100%
Forward Start IRS--82088--140 - CF FS LTC 54 Reentry - Fed Funds	Anticipatory cash flows	NA	Interest Rate	DBAG	05/03/2016	12/15/2033		2,700,000	2.18% / (01S)						15,528				0	46,212		100% / 100%
Forward Start IRS--82089--140 - CF FS LTC 54 Reentry - Fed Funds	Anticipatory cash flows	NA	Interest Rate	DBAG	05/03/2016	03/15/2034		33,000,000	2.18% / (01S)						258,501				0	570,728		100% / 100%
Forward Start IRS--82090--140 - CF FS LTC 54 Reentry - Fed Funds	Anticipatory cash flows	NA	Interest Rate	DBAG	05/03/2016	04/15/2034		5,000,000	2.18% / (01S)						42,159				0	86,780		100% / 100%
Forward Start IRS--82091--140 - CF FS LTC 54 Reentry - Fed Funds	Anticipatory cash flows	NA	Interest Rate	DBAG	05/03/2016	06/14/2034		2,300,000	2.18% / (01S)						21,233				0	40,190		100% / 100%
Forward Start IRS--82092--140 - CF FS LTC 54 Reentry - Fed Funds	Anticipatory cash flows	NA	Interest Rate	DBAG	05/03/2016	08/15/2034		46,000,000	2.18% / (01S)				0		462,117				0	809,377		100% / 100%
Forward Start IRS--82093--140 - CF FS LTC 54 Reentry - Fed Funds	Anticipatory cash flows	NA	Interest Rate	DBAG	05/03/2016	09/15/2039		45,000,000	2.18% / (01S)				0		369,180				0	940,469		100% / 100%
Forward Start IRS--82094--140 - CF FS LTC 54 Reentry - Fed Funds	Anticipatory cash flows	NA	Interest Rate	DBAG	05/03/2016	12/15/2039		45,000,000	2.18% / (01S)						354,550				0	947,155		100% / 100%

STATEMENT AS OF MARCH 31, 2022 OF GENWORTH LIFE INSURANCE COMPANY

SCHEDULE DB - PART A - SECTION 1

Showing all Options, Caps, Floors, Collars, Swaps and Forwards Open as of Current Statement Date

1	2	3	4	5	6	7	8	9	10	11	12	13	14	15	16	17	18	19	20	21	22	23
Description	Description of Item(s) Hedged, Used for Income Generation or Replicated	Schedule/ Exhibit Identifier	Type(s) of Risk(s) (a)	Exchange, Counterparty or Central Clearinghouse	Trade Date	Date of Maturity or Expiration	Number of Contracts	Notional Amount	Strike Price, Rate or Index Received (Paid)	Cumulative Prior Year(s) Initial Cost of Un-discounted Premium (Received) Paid	Current Year Initial Cost of Un-discounted Premium (Received) Paid	Current Year Income	Book/ Adjusted Carrying Value	Code	Fair Value	Unrealized Valuation Increase/ (Decrease)	Total Foreign Exchange Change in B./A.C.V.	Current Year's (Amortization)/ Accretion	Adjustment to Carrying Value of Hedged Item	Potential Exposure	Credit Quality of Reference Entity	Hedge Effectiveness at Inception and at Quarter-end (b)
Forward Start IRS--82095--140 - CF FS LTC 54 Reentry - Fed Funds	Anticipatory cash flows	NA	Interest Rate	DBAG	.05/03/2016	.02/15/2040		.41,000,000	2.18% / (01S)						314,322				0	867,090		100% / 100%
Forward Start IRS--82096--140 - CF FS LTC 54 Reentry - Fed Funds	Anticipatory cash flows	NA	Interest Rate	DBAG	.05/03/2016	.03/15/2040		.40,000,000	2.18% / (01S)						300,615				0	847,818		100% / 100%
Forward Start IRS--82097--140 - CF FS LTC 54 Reentry - Fed Funds	Anticipatory cash flows	NA	Interest Rate	DBAG	.05/03/2016	.04/15/2040		.39,000,000	2.18% / (01S)				0		289,089				0	828,573		100% / 100%
Forward Start IRS--82098--140 - CF FS LTC 54 Reentry - Fed Funds	Anticipatory cash flows	NA	Interest Rate	DBAG	.05/03/2016	.05/15/2040		.41,000,000	2.18% / (01S)				0		299,368				0	873,045		100% / 100%
Forward Start IRS--82099--140 - CF FS LTC 54 Reentry - Fed Funds	Anticipatory cash flows	NA	Interest Rate	DBAG	.05/03/2016	.06/15/2040		.40,000,000	2.18% / (01S)						287,872				0	853,743		100% / 100%
Forward Start IRS--82100--140 - CF FS LTC 54 Reentry - Fed Funds	Anticipatory cash flows	NA	Interest Rate	DBAG	.05/03/2016	.07/15/2040		.39,000,000	2.18% / (01S)						276,358				0	834,274		100% / 100%
Forward Start IRS--82101--140 - CF FS LTC 54 Reentry - Fed Funds	Anticipatory cash flows	NA	Interest Rate	DBAG	.05/03/2016	.09/15/2040		.40,000,000	2.18% / (01S)						275,375				0	859,627		100% / 100%
Forward Start IRS--82102--140 - CF FS LTC 54 Reentry - Fed Funds	Anticipatory cash flows	NA	Interest Rate	DBAG	.05/03/2016	.12/15/2040		.37,000,000	2.18% / (01S)						242,772				0	800,503		100% / 100%
Forward Start IRS--82103--140 - CF FS LTC 54 Reentry - Fed Funds	Anticipatory cash flows	NA	Interest Rate	DBAG	.05/03/2016	.03/15/2041		.51,000,000	2.18% / (01S)				0		318,225				0	1,110,637		100% / 100%
Forward Start IRS--82104--140 - CF FS LTC 54 Reentry - Fed Funds	Anticipatory cash flows	NA	Interest Rate	DBAG	.05/03/2016	.06/15/2041		.36,000,000	2.18% / (01S)				0		220,210				0	789,171		100% / 100%
Forward Start IRS--82105--140 - CF FS LTC 54 Reentry - Fed Funds	Anticipatory cash flows	NA	Interest Rate	DBAG	.05/03/2016	.09/15/2041		.42,000,000	2.18% / (01S)						254,171				0	926,716		100% / 100%
Forward Start IRS--82287--140 - CF FS LTC 54 Reentry - Fed Funds	Anticipatory cash flows	NA	Interest Rate	DBAG	.05/04/2016	.07/15/2041		.22,000,000	2.16% / (01S)						102,669				0	483,301		100% / 100%
Forward Start IRS--82288--140 - CF FS LTC 54 Reentry - Fed Funds	Anticipatory cash flows	NA	Interest Rate	DBAG	.05/04/2016	.10/15/2041		.23,000,000	2.16% / (01S)						106,056				0	508,557		100% / 100%
Forward Start IRS--82289--140 - CF FS LTC 54 Reentry - Fed Funds	Anticipatory cash flows	NA	Interest Rate	DBAG	.05/04/2016	.03/15/2042		.19,000,000	2.16% / (01S)						86,200				0	424,533		100% / 100%

STATEMENT AS OF MARCH 31, 2022 OF GENWORTH LIFE INSURANCE COMPANY

SCHEDULE DB - PART A - SECTION 1

Showing all Options, Caps, Floors, Collars, Swaps and Forwards Open as of Current Statement Date

1	2	3	4	5	6	7	8	9	10	11	12	13	14	15	16	17	18	19	20	21	22	23
Description	Description of Item(s) Hedged, Used for Income Generation or Replicated	Schedule/ Exhibit Identifier	Type(s) of Risk(s) (a)	Exchange, Counterparty or Central Clearinghouse	Trade Date	Date of Maturity or Expiration	Number of Contracts	Notional Amount	Strike Price, Rate or Index Received (Paid)	Cumulative Prior Year(s) Initial Cost of Un-discounted Premium (Received) Paid	Current Year Initial Cost of Un-discounted Premium (Received) Paid	Current Year Income	Book/ Adjusted Carrying Value	Code	Fair Value	Unrealized Valuation Increase/ (Decrease)	Total Foreign Exchange Change in B./A.C.V.	Current Year's (Amortization)/ Accretion	Adjustment to Carrying Value of Hedged Item	Potential Exposure	Credit Quality of Reference Entity	Hedge Effectiveness at Inception and at Quarter-end (b)
Forward Start IRS—82290—140 - CF FS LTC 54 Reentry - Fed Funds	Anticipatory cash flows	NA	Interest Rate	DBAG	.05/04/2016	07/15/2042		20,000,000	2.16% / (01S)						103,807				0	450,601		100% / 100%
Forward Start IRS—82291—140 - CF FS LTC 54 Reentry - Fed Funds	Anticipatory cash flows	NA	Interest Rate	DBAG	.05/04/2016	10/15/2042		21,000,000	2.16% / (01S)						121,719				0	476,059		100% / 100%
Forward Start IRS—82292—140 - CF FS LTC 54 Reentry - Fed Funds	Anticipatory cash flows	NA	Interest Rate	DBAG	.05/04/2016	03/15/2043		18,000,000	2.16% / (01S)						121,679				0	412,136		100% / 100%
Forward Start IRS—82293—140 - CF FS LTC 54 Reentry - Fed Funds	Anticipatory cash flows	NA	Interest Rate	DBAG	.05/04/2016	07/15/2043		19,000,000	2.16% / (01S)						143,301				0	438,486		100% / 100%
Forward Start IRS—82294—140 - CF FS LTC 54 Reentry - Fed Funds	Anticipatory cash flows	NA	Interest Rate	DBAG	.05/04/2016	10/14/2043		21,000,000	2.16% / (01S)						170,753				0	487,469		100% / 100%
Forward Start IRS—82295—140 - CF FS LTC 54 Reentry - Fed Funds	Anticipatory cash flows	NA	Interest Rate	DBAG	.05/04/2016	09/15/2041		24,000,000	2.16% / (01S)						111,275				0	529,552		100% / 100%
Forward Start IRS—82296—140 - CF FS LTC 54 Reentry - Fed Funds	Anticipatory cash flows	NA	Interest Rate	DBAG	.05/04/2016	09/15/2041		28,000,000	2.16% / (01S)						129,821				0	617,811		100% / 100%
Forward Start IRS—82297—140 - CF FS LTC 54 Reentry - Fed Funds	Anticipatory cash flows	NA	Interest Rate	DBAG	.05/04/2016	08/15/2041		15,000,000	2.16% / (01S)						69,665				0	330,247		100% / 100%
Forward Start IRS—82298—140 - CF FS LTC 54 Reentry - Fed Funds	Anticipatory cash flows	NA	Interest Rate	DBAG	.05/04/2016	07/15/2041		35,000,000	2.16% / (01S)						163,337				0	768,888		100% / 100%
Forward Start IRS—82299—140 - CF FS LTC 54 Reentry - Fed Funds	Anticipatory cash flows	NA	Interest Rate	DBAG	.05/04/2016	07/15/2041		33,000,000	2.16% / (01S)						154,003				0	724,951		100% / 100%
Forward Start IRS—82300—140 - CF FS LTC 54 Reentry - Fed Funds	Anticipatory cash flows	NA	Interest Rate	DBAG	.05/04/2016	06/15/2041		41,500,000	2.16% / (01S)						194,777				0	909,738		100% / 100%
Forward Start IRS—82301—140 - CF FS LTC 54 Reentry - Fed Funds	Anticipatory cash flows	NA	Interest Rate	DBAG	.05/04/2016	12/15/2046		21,000,000	2.16% / (01S)						311,582				0	522,115		100% / 100%
Forward Start IRS—82302—140 - CF FS LTC 54 Reentry - Fed Funds	Anticipatory cash flows	NA	Interest Rate	DBAG	.05/04/2016	07/14/2044		21,000,000	2.16% / (01S)						205,166				0	495,886		100% / 100%
Forward Start IRS—82303—140 - CF FS LTC 54 Reentry - Fed Funds	Anticipatory cash flows	NA	Interest Rate	DBAG	.05/04/2016	06/16/2041		16,000,000	2.16% / (01S)						75,088				0	350,767		100% / 100%

STATEMENT AS OF MARCH 31, 2022 OF GENWORTH LIFE INSURANCE COMPANY

SCHEDULE DB - PART A - SECTION 1

Showing all Options, Caps, Floors, Collars, Swaps and Forwards Open as of Current Statement Date

1	2	3	4	5	6	7	8	9	10	11	12	13	14	15	16	17	18	19	20	21	22	23
Description	Description of Item(s) Hedged, Used for Income Generation or Replicated	Schedule/ Exhibit Identifier	Type(s) of Risk(s) (a)	Exchange, Counterparty or Central Clearinghouse	Trade Date	Date of Maturity or Expiration	Number of Contracts	Notional Amount	Strike Price, Rate or Index Received (Paid)	Cumulative Prior Year(s) Initial Cost of Un-discounted Premium (Received) Paid	Current Year Initial Cost of Un-discounted Premium (Received) Paid	Current Year Income	Book/ Adjusted Carrying Value	Code	Fair Value	Unrealized Valuation Increase/ (Decrease)	Total Foreign Exchange Change in B./A.C.V.	Current Year's (Amortization)/ Accretion	Adjustment to Carrying Value of Hedged Item	Potential Exposure	Credit Quality of Reference Entity	Hedge Effectiveness at Inception and at Quarter-end (b)
Forward Start IRS--82304--140 - CF FS LTC 54 Reentry - Fed Funds	Anticipatory cash flows	NA	Interest Rate	DBAG	05/04/2016	03/15/2042		28,000,000	2.16% / (01S)						127,032				0	625,627		100% / 100%
Forward Start IRS--82305--140 - CF FS LTC 54 Reentry - Fed Funds	Anticipatory cash flows	NA	Interest Rate	DBAG	05/04/2016	07/15/2042		14,000,000	2.16% / (01S)						72,665				0	315,421		100% / 100%
Forward Start IRS--82306--140 - CF FS LTC 54 Reentry - Fed Funds	Anticipatory cash flows	NA	Interest Rate	DBAG	05/04/2016	12/15/2042		8,000,000	2.16% / (01S)						49,531				0	182,091		100% / 100%
Forward Start IRS--82307--140 - CF FS LTC 54 Reentry - Fed Funds	Anticipatory cash flows	NA	Interest Rate	DBAG	05/04/2016	01/17/2044		32,000,000	2.16% / (01S)				0		279,591				0	747,282		100% / 100%
Forward Start IRS--82308--140 - CF FS LTC 54 Reentry - Fed Funds	Anticipatory cash flows	NA	Interest Rate	DBAG	05/04/2016	04/14/2044		25,000,000	2.16% / (01S)				0		231,131				0	587,032		100% / 100%
Forward Start IRS--82309--140 - CF FS LTC 54 Reentry - Fed Funds	Anticipatory cash flows	NA	Interest Rate	DBAG	05/04/2016	01/16/2045		14,000,000	2.16% / (01S)						152,012				0	334,346		100% / 100%
Forward Start IRS--82310--140 - CF FS LTC 54 Reentry - Fed Funds	Anticipatory cash flows	NA	Interest Rate	DBAG	05/04/2016	04/16/2045		25,000,000	2.16% / (01S)						284,113				0	600,264		100% / 100%
Forward Start IRS--82311--140 - CF FS LTC 54 Reentry - Fed Funds	Anticipatory cash flows	NA	Interest Rate	DBAG	05/04/2016	07/16/2045		22,000,000	2.16% / (01S)						261,385				0	531,080		100% / 100%
Forward Start IRS--82312--140 - CF FS LTC 54 Reentry - Fed Funds	Anticipatory cash flows	NA	Interest Rate	DBAG	05/04/2016	12/14/2045		9,000,000	2.16% / (01S)						114,729				0	219,180		100% / 100%
Forward Start IRS--82313--140 - CF FS LTC 54 Reentry - Fed Funds	Anticipatory cash flows	NA	Interest Rate	DBAG	05/04/2016	04/15/2046		27,000,000	2.16% / (01S)				0		363,711				0	662,154		100% / 100%
Forward Start IRS--82314--140 - CF FS LTC 54 Reentry - Fed Funds	Anticipatory cash flows	NA	Interest Rate	DBAG	05/04/2016	08/15/2046		22,000,000	2.16% / (01S)						311,309				0	543,268		100% / 100%
Forward Start IRS--82315--140 - CF FS LTC 54 Reentry - Fed Funds	Anticipatory cash flows	NA	Interest Rate	DBAG	05/04/2016	02/15/2044		37,000,000	2.16% / (01S)						330,071				0	865,617		100% / 100%
Forward Start IRS--82316--140 - CF FS LTC 54 Reentry - Fed Funds	Anticipatory cash flows	NA	Interest Rate	DBAG	05/04/2016	08/15/2044		10,000,000	2.16% / (01S)						99,558				0	236,600		100% / 100%
Forward Start IRS--82317--140 - CF FS LTC 54 Reentry - Fed Funds	Anticipatory cash flows	NA	Interest Rate	DBAG	05/04/2016	10/16/2044		15,000,000	2.16% / (01S)						154,834				0	356,243		100% / 100%

STATEMENT AS OF MARCH 31, 2022 OF GENWORTH LIFE INSURANCE COMPANY

SCHEDULE DB - PART A - SECTION 1

Showing all Options, Caps, Floors, Collars, Swaps and Forwards Open as of Current Statement Date

1	2	3	4	5	6	7	8	9	10	11	12	13	14	15	16	17	18	19	20	21	22	23
Description	Description of Item(s) Hedged, Used for Income Generation or Replicated	Schedule/ Exhibit Identifier	Type(s) of Risk(s) (a)	Exchange, Counterparty or Central Clearinghouse	Trade Date	Date of Maturity or Expiration	Number of Contracts	Notional Amount	Strike Price, Rate or Index Received (Paid)	Cumulative Prior Year(s) Initial Cost of Un-discounted Premium (Received) Paid	Current Year Initial Cost of Un-discounted Premium (Received) Paid	Current Year Income	Book/ Adjusted Carrying Value	Code	Fair Value	Unrealized Valuation Increase/ (Decrease)	Total Foreign Exchange Change in B./A.C.V.	Current Year's (Amortization)/ Accretion	Adjustment to Carrying Value of Hedged Item	Potential Exposure	Credit Quality of Reference Entity	Hedge Effectiveness at Inception and at Quarter-end (b)
Forward Start IRS--82739--140 - CF FS LTC 54 Reentry - Fed Funds	Anticipatory cash flows	NA	Interest Rate	DBAG	.05/06/2016	.09/16/2034		20,000,000	1.89% / (01S)						(278,979)				0	353,146		100% / 100%
Forward Start IRS--82740--140 - CF FS LTC 54 Reentry - Fed Funds	Anticipatory cash flows	NA	Interest Rate	DBAG	.05/06/2016	.10/15/2034		31,000,000	1.89% / (01S)						(419,337)				0	549,118		100% / 100%
Forward Start IRS--82745--140 - CF FS LTC 54 Reentry - Fed Funds	Anticipatory cash flows	NA	Interest Rate	DBAG	.05/06/2016	.02/15/2043		34,000,000	1.89% / (01S)						(412,743)				0	777,053		100% / 100%
Forward Start IRS--82746--140 - CF FS LTC 54 Reentry - Fed Funds	Anticipatory cash flows	NA	Interest Rate	DBAG	.05/06/2016	.02/15/2039		19,000,000	1.89% / (01S)						(250,422)				0	390,430		100% / 100%
Forward Start IRS--82747--140 - CF FS LTC 54 Reentry - Fed Funds	Anticipatory cash flows	NA	Interest Rate	DBAG	.05/06/2016	.05/15/2039		18,000,000	1.89% / (01S)						(239,683)				0	372,542		100% / 100%
Forward Start IRS--82748--140 - CF FS LTC 54 Reentry - Fed Funds	Anticipatory cash flows	NA	Interest Rate	DBAG	.05/06/2016	.08/15/2039		18,000,000	1.89% / (01S)						(243,264)				0	375,272		100% / 100%
Forward Start IRS--82749--140 - CF FS LTC 54 Reentry - Fed Funds	Anticipatory cash flows	NA	Interest Rate	DBAG	.05/06/2016	.11/15/2039		18,000,000	1.89% / (01S)						(246,543)				0	377,982		100% / 100%
Forward Start IRS--82750--140 - CF FS LTC 54 Reentry - Fed Funds	Anticipatory cash flows	NA	Interest Rate	DBAG	.05/06/2016	.02/15/2040		18,000,000	1.89% / (01S)						(250,091)				0	380,674		100% / 100%
Forward Start IRS--82752--140 - CF FS LTC 54 Reentry - Fed Funds	Anticipatory cash flows	NA	Interest Rate	DBAG	.05/06/2016	.04/14/2032		13,000,000	1.89% / (01S)						(295,162)				0	206,026		100% / 100%
Forward Start IRS--82753--140 - CF FS LTC 54 Reentry - Fed Funds	Anticipatory cash flows	NA	Interest Rate	DBAG	.05/06/2016	.12/15/2032		11,000,000	1.89% / (01S)						(291,072)				0	180,059		100% / 100%
Forward Start IRS--82754--140 - CF FS LTC 54 Reentry - Fed Funds	Anticipatory cash flows	NA	Interest Rate	DBAG	.05/06/2016	.02/15/2033		14,000,000	1.89% / (01S)						(360,304)				0	230,975		100% / 100%
Forward Start IRS--82755--140 - CF FS LTC 54 Reentry - Fed Funds	Anticipatory cash flows	NA	Interest Rate	DBAG	.05/06/2016	.04/14/2033		18,000,000	1.89% / (01S)						(446,178)				0	299,128		100% / 100%
Forward Start IRS--82756--140 - CF FS LTC 54 Reentry - Fed Funds	Anticipatory cash flows	NA	Interest Rate	DBAG	.05/06/2016	.06/15/2033		14,000,000	1.89% / (01S)						(327,198)				0	234,437		100% / 100%
Forward Start IRS--82757--140 - CF FS LTC 54 Reentry - Fed Funds	Anticipatory cash flows	NA	Interest Rate	DBAG	.05/06/2016	.03/16/2036		39,000,000	1.89% / (01S)						(415,530)				0	728,837		100% / 100%

E06.14

STATEMENT AS OF MARCH 31, 2022 OF GENWORTH LIFE INSURANCE COMPANY

SCHEDULE DB - PART A - SECTION 1

Showing all Options, Caps, Floors, Collars, Swaps and Forwards Open as of Current Statement Date

1	2	3	4	5	6	7	8	9	10	11	12	13	14	15	16	17	18	19	20	21	22	23
Description	Description of Item(s) Hedged, Used for Income Generation or Replicated	Schedule/ Exhibit Identifier	Type(s) of Risk(s) (a)	Exchange, Counterparty or Central Clearinghouse	Trade Date	Date of Maturity or Expiration	Number of Contracts	Notional Amount	Strike Price, Rate or Index Received (Paid)	Cumulative Prior Year(s) Initial Cost of Un-discounted Premium (Received) Paid	Current Year Initial Cost of Un-discounted Premium (Received) Paid	Current Year Income	Book/ Adjusted Carrying Value	Code	Fair Value	Unrealized Valuation Increase/ (Decrease)	Total Foreign Exchange Change in B./A.C.V.	Current Year's (Amortization)/ Accretion	Adjustment to Carrying Value of Hedged Item	Potential Exposure	Credit Quality of Reference Entity	Hedge Effectiveness at Inception and at Quarter-end (b)
Forward Start IRS—82758—140 - CF FS LTC 54 Reentry - Fed Funds	Anticipatory cash flows	NA	Interest Rate	DBAG	05/06/2016	06/15/2036		40,000,000	1.89% / (01S)						(436,643)				0	754,167		100% / 100%
Forward Start IRS—82759—140 - CF FS LTC 54 Reentry - Fed Funds	Anticipatory cash flows	NA	Interest Rate	DBAG	05/06/2016	03/15/2037		42,000,000	1.89% / (01S)						(506,060)				0	812,435		100% / 100%
Forward Start IRS—82760—140 - CF FS LTC 54 Reentry - Fed Funds	Anticipatory cash flows	NA	Interest Rate	DBAG	05/06/2016	04/15/2037		35,000,000	1.89% / (01S)						(425,374)				0	678,947		100% / 100%
Forward Start IRS—82761—140 - CF FS LTC 54 Reentry - Fed Funds	Anticipatory cash flows	NA	Interest Rate	DBAG	05/06/2016	04/14/2038		38,000,000	1.89% / (01S)						(492,767)				0	761,170		100% / 100%
Forward Start IRS—82762—140 - CF FS LTC 54 Reentry - Fed Funds	Anticipatory cash flows	NA	Interest Rate	DBAG	05/06/2016	10/16/2038		38,000,000	1.89% / (01S)						(497,682)				0	773,096		100% / 100%
Forward Start IRS—97290—140 - CF FS LTC 54 Reentry - Fed Funds	Anticipatory cash flows	NA	Interest Rate	GSI	12/05/2017	01/16/2034		45,100,000	2.34% / (01S)						882,851				0	774,798		100% / 100%
Forward Start IRS—97291—140 - CF FS LTC 54 Reentry - Fed Funds	Anticipatory cash flows	NA	Interest Rate	GSI	12/05/2017	07/15/2034		24,900,000	2.34% / (01S)						572,786				0	436,614		100% / 100%
Forward Start IRS—97292—140 - CF FS LTC 54 Reentry - Fed Funds	Anticipatory cash flows	NA	Interest Rate	GSI	12/05/2017	06/14/2034		21,000,000	2.34% / (01S)						475,143				0	366,955		100% / 100%
Forward Start IRS—97293—140 - CF FS LTC 54 Reentry - Fed Funds	Anticipatory cash flows	NA	Interest Rate	GSI	12/05/2017	02/15/2034		17,200,000	2.34% / (01S)						347,860				0	296,515		100% / 100%
Forward Start IRS—97294—140 - CF FS LTC 54 Reentry - Fed Funds	Anticipatory cash flows	NA	Interest Rate	GSI	12/05/2017	02/15/2034		11,400,000	2.34% / (01S)						230,558				0	196,527		100% / 100%
Forward Start IRS—97295—140 - CF FS LTC 54 Reentry - Fed Funds	Anticipatory cash flows	NA	Interest Rate	GSI	12/05/2017	04/15/2034		11,400,000	2.34% / (01S)						249,397				0	197,859		100% / 100%
Forward Start IRS—97296—140 - CF FS LTC 54 Reentry - Fed Funds	Anticipatory cash flows	NA	Interest Rate	GSI	12/05/2017	10/15/2034		7,600,000	2.35% / (01S)						186,697				0	134,622		100% / 100%
Forward Start IRS—97297—140 - CF FS LTC 54 Reentry - Fed Funds	Anticipatory cash flows	NA	Interest Rate	GSI	12/05/2017	05/15/2034		34,000,000	2.34% / (01S)						756,382				0	592,115		100% / 100%
Forward Start IRS—97298—140 - CF FS LTC 54 Reentry - Fed Funds	Anticipatory cash flows	NA	Interest Rate	GSI	12/05/2017	05/15/2034		20,400,000	2.34% / (01S)						453,829				0	355,269		100% / 100%

E06.15

STATEMENT AS OF MARCH 31, 2022 OF GENWORTH LIFE INSURANCE COMPANY

SCHEDULE DB - PART A - SECTION 1

Showing all Options, Caps, Floors, Collars, Swaps and Forwards Open as of Current Statement Date

1	2	3	4	5	6	7	8	9	10	11	12	13	14	15	16	17	18	19	20	21	22	23
Description	Description of Item(s) Hedged, Used for Income Generation or Replicated	Schedule/ Exhibit Identifier	Type(s) of Risk(s) (a)	Exchange, Counterparty or Central Clearinghouse	Trade Date	Date of Maturity or Expiration	Number of Contracts	Notional Amount	Strike Price, Rate or Index Received (Paid)	Cumulative Prior Year(s) Initial Cost of Un-discounted Premium (Received) Paid	Current Year Initial Cost of Un-discounted Premium (Received) Paid	Current Year Income	Book/ Adjusted Carrying Value	Code	Fair Value	Unrealized Valuation Increase/ (Decrease)	Total Foreign Exchange Change in B./A.C.V.	Current Year's (Amortization)/ Accretion	Adjustment to Carrying Value of Hedged Item	Potential Exposure	Credit Quality of Reference Entity	Hedge Effectiveness at Inception and at Quarter-end (b)
Forward Start IRS—97299—140 - CF FS LTC 54 Reentry - Fed Funds	Anticipatory cash flows	NA	Interest Rate	GSI	12/05/2017	02/15/2034		52,200,000	2.34% / (01S)						1,055,714				0	899,889		100% / 100%
Forward Start IRS—97300—140 - CF FS LTC 54 Reentry - Fed Funds	Anticipatory cash flows	NA	Interest Rate	GSI	12/05/2017	03/15/2034		5,800,000	2.34% / (01S)						123,570				0	100,310		100% / 100%
Forward Start IRS—97301—140 - CF FS LTC 54 Reentry - Fed Funds	Anticipatory cash flows	NA	Interest Rate	GSI	12/05/2017	12/16/2034		2,400,000	2.35% / (01S)						60,782				0	42,799		100% / 100%
Forward Start IRS—97302—140 - CF FS LTC 54 Reentry - Fed Funds	Anticipatory cash flows	NA	Interest Rate	GSI	12/05/2017	04/15/2034		19,400,000	2.34% / (01S)						424,413				0	336,708		100% / 100%
Forward Start IRS—97303—140 - CF FS LTC 54 Reentry - Fed Funds	Anticipatory cash flows	NA	Interest Rate	GSI	12/05/2017	11/15/2034		7,700,000	2.35% / (01S)						192,141				0	136,854		100% / 100%
Forward Start IRS—97429—140 - CF FS LTC 54 Reentry - Fed Funds	Anticipatory cash flows	NA	Interest Rate	CSI	12/08/2017	01/15/2035		38,800,000	2.35% / (01S)				0		1,013,113				0	694,150		100% / 100%
Forward Start IRS—97430—140 - CF FS LTC 54 Reentry - Fed Funds	Anticipatory cash flows	NA	Interest Rate	CSI	12/08/2017	01/15/2035		4,900,000	2.35% / (01S)						127,945				0	87,663		100% / 100%
Forward Start IRS—97431—140 - CF FS LTC 54 Reentry - Fed Funds	Anticipatory cash flows	NA	Interest Rate	CSI	12/08/2017	02/14/2035		14,200,000	2.35% / (01S)						375,961				0	254,859		100% / 100%
Forward Start IRS—97432—140 - CF FS LTC 54 Reentry - Fed Funds	Anticipatory cash flows	NA	Interest Rate	CSI	12/08/2017	02/14/2035		19,000,000	2.35% / (01S)						503,046				0	341,008		100% / 100%
Forward Start IRS—97433—140 - CF FS LTC 54 Reentry - Fed Funds	Anticipatory cash flows	NA	Interest Rate	CSI	12/08/2017	03/14/2035		17,000,000	2.35% / (01S)				0		455,520				0	306,019		100% / 100%
Forward Start IRS—97434—140 - CF FS LTC 54 Reentry - Fed Funds	Anticipatory cash flows	NA	Interest Rate	CSI	12/08/2017	03/14/2035		17,000,000	2.35% / (01S)				0		455,520				0	306,019		100% / 100%
Forward Start IRS—98086—140 - CF FS LTC 54 Reentry - Fed Funds	Anticipatory cash flows	NA	Interest Rate	BOA	01/10/2018	01/15/2040		33,000,000	2.46% / (01S)				0		936,533				0	696,243		100% / 100%
Forward Start IRS—98134—140 - CF FS LTC 54 Reentry - Fed Funds	Anticipatory cash flows	NA	Interest Rate	BOA	01/11/2018	04/15/2035		16,600,000	2.46% / (01S)				0		598,850				0	299,828		100% / 100%
Forward Start IRS—98135—140 - CF FS LTC 54 Reentry - Fed Funds	Anticipatory cash flows	NA	Interest Rate	BOA	01/11/2018	04/15/2035		18,100,000	2.46% / (01S)						652,963				0	326,921		100% / 100%

E06.16

STATEMENT AS OF MARCH 31, 2022 OF GENWORTH LIFE INSURANCE COMPANY

SCHEDULE DB - PART A - SECTION 1

Showing all Options, Caps, Floors, Collars, Swaps and Forwards Open as of Current Statement Date

1	2	3	4	5	6	7	8	9	10	11	12	13	14	15	16	17	18	19	20	21	22	23
Description	Description of Item(s) Hedged, Used for Income Generation or Replicated	Schedule/ Exhibit Identifier	Type(s) of Risk(s) (a)	Exchange, Counterparty or Central Clearinghouse	Trade Date	Date of Maturity or Expiration	Number of Contracts	Notional Amount	Strike Price, Rate or Index Received (Paid)	Cumulative Prior Year(s) Initial Cost of Un-discounted Premium (Received) Paid	Current Year Initial Cost of Un-discounted Premium (Received) Paid	Current Year Income	Book/ Adjusted Carrying Value	Code	Fair Value	Unrealized Valuation Increase/ (Decrease)	Total Foreign Exchange Change in B./A.C.V.	Current Year's (Amortization)/ Accretion	Adjustment to Carrying Value of Hedged Item	Potential Exposure	Credit Quality of Reference Entity	Hedge Effectiveness at Inception and at Quarter-end (b)
Forward Start IRS— 98136—140 - CF FS LTC 54 Reentry - Fed Funds	Anticipatory cash flows	NA	Interest Rate	BOA	.01/11/2018	.04/15/2035		3,800,000	2.46% / (01S)						137,086				0	68,635		100% / 100%
Forward Start IRS— 98137—140 - CF FS LTC 54 Reentry - Fed Funds	Anticipatory cash flows	NA	Interest Rate	BOA	.01/11/2018	.04/15/2035		15,100,000	2.46% / (01S)				0		544,737				0	272,735		100% / 100%
Forward Start IRS— 98138—140 - CF FS LTC 54 Reentry - Fed Funds	Anticipatory cash flows	NA	Interest Rate	BOA	.01/11/2018	.05/15/2035		16,600,000	2.46% / (01S)						597,933				0	300,771		100% / 100%
Forward Start IRS— 98139—140 - CF FS LTC 54 Reentry - Fed Funds	Anticipatory cash flows	NA	Interest Rate	BOA	.01/11/2018	.06/16/2035		23,400,000	2.46% / (01S)						846,554				0	425,391		100% / 100%
Forward Start IRS— 98140—140 - CF FS LTC 54 Reentry - Fed Funds	Anticipatory cash flows	NA	Interest Rate	BOA	.01/11/2018	.06/16/2035		13,100,000	2.46% / (01S)						473,925				0	238,146		100% / 100%
Forward Start IRS— 98141—140 - CF FS LTC 54 Reentry - Fed Funds	Anticipatory cash flows	NA	Interest Rate	BOA	.01/11/2018	.07/15/2035		58,900,000	2.46% / (01S)						2,127,656				0	1,073,962		100% / 100%
Forward Start IRS— 98392—140 - CF FS LTC 54 Reentry - Fed Funds	Anticipatory cash flows	NA	Interest Rate	BOA	.01/23/2018	.01/14/2043		29,300,000	2.48% / (01S)						830,572				0	668,231		100% / 100%
Forward Start IRS— 98393—140 - CF FS LTC 54 Reentry - Fed Funds	Anticipatory cash flows	NA	Interest Rate	BOA	.01/23/2018	.02/15/2043		14,400,000	2.48% / (01S)						410,517				0	329,105		100% / 100%
Forward Start IRS— 98394—140 - CF FS LTC 54 Reentry - Fed Funds	Anticipatory cash flows	NA	Interest Rate	BOA	.01/23/2018	.03/15/2043		28,500,000	2.48% / (01S)						816,014				0	652,548		100% / 100%
Forward Start IRS— 98395—140 - CF FS LTC 54 Reentry - Fed Funds	Anticipatory cash flows	NA	Interest Rate	BOA	.01/23/2018	.04/15/2043		10,200,000	2.48% / (01S)						290,223				0	234,016		100% / 100%
Forward Start IRS— 98396—140 - CF FS LTC 54 Reentry - Fed Funds	Anticipatory cash flows	NA	Interest Rate	BOA	.01/23/2018	.05/15/2043		10,200,000	2.48% / (01S)						291,730				0	234,472		100% / 100%
Forward Start IRS— 98397—140 - CF FS LTC 54 Reentry - Fed Funds	Anticipatory cash flows	NA	Interest Rate	BOA	.01/23/2018	.05/16/2043		82,800,000	2.48% / (01S)						2,368,536				0	1,903,487		100% / 100%
Forward Start IRS— 98398—140 - CF FS LTC 54 Reentry - Fed Funds	Anticipatory cash flows	NA	Interest Rate	BOA	.01/23/2018	.05/16/2043		13,500,000	2.48% / (01S)						386,174				0	310,351		100% / 100%
Forward Start IRS— 98399—140 - CF FS LTC 54 Reentry - Fed Funds	Anticipatory cash flows	NA	Interest Rate	BOA	.01/23/2018	.07/15/2043		21,300,000	2.47% / (01S)						608,557				0	491,565		100% / 100%

STATEMENT AS OF MARCH 31, 2022 OF GENWORTH LIFE INSURANCE COMPANY

SCHEDULE DB - PART A - SECTION 1

Showing all Options, Caps, Floors, Collars, Swaps and Forwards Open as of Current Statement Date

1	2	3	4	5	6	7	8	9	10	11	12	13	14	15	16	17	18	19	20	21	22	23
Description	Description of Item(s) Hedged, Used for Income Generation or Replicated	Schedule/ Exhibit Identifier	Type(s) of Risk(s) (a)	Exchange, Counterparty or Central Clearinghouse	Trade Date	Date of Maturity or Expiration	Number of Contracts	Notional Amount	Strike Price, Rate or Index Received (Paid)	Cumulative Prior Year(s) Initial Cost of Un-discounted Premium (Received) Paid	Current Year Initial Cost of Un-discounted Premium (Received) Paid	Current Year Income	Book/ Adjusted Carrying Value	Code	Fair Value	Unrealized Valuation Increase/ (Decrease)	Total Foreign Exchange Change in B./A.C.V.	Current Year's (Amortization)/ Accretion	Adjustment to Carrying Value of Hedged Item	Potential Exposure	Credit Quality of Reference Entity	Hedge Effectiveness at Inception and at Quarter-end (b)
Forward Start IRS—98400—140 - CF FS LTC 54 Reentry - Fed Funds	Anticipatory cash flows	NA	Interest Rate	BOA	01/23/2018	08/15/2043		25,800,000	2.47% / (01S)						741,156				0	596,603		100% / 100%
Forward Start IRS—98401—140 - CF FS LTC 54 Reentry - Fed Funds	Anticipatory cash flows	NA	Interest Rate	BOA	01/23/2018	08/15/2043		13,500,000	2.47% / (01S)						387,814				0	312,176		100% / 100%
Forward Start IRS—98411—140 - CF FS LTC 54 Reentry - Fed Funds	Anticipatory cash flows	NA	Interest Rate	CSI	01/23/2018	01/15/2039		19,600,000	2.49% / (01S)						633,155				0	401,746		100% / 100%
Forward Start IRS—98412—140 - CF FS LTC 54 Reentry - Fed Funds	Anticipatory cash flows	NA	Interest Rate	CSI	01/23/2018	01/15/2039		25,800,000	2.49% / (01S)						833,439				0	528,829		100% / 100%
Forward Start IRS—98413—140 - CF FS LTC 54 Reentry - Fed Funds	Anticipatory cash flows	NA	Interest Rate	CSI	01/23/2018	01/15/2039		25,200,000	2.49% / (01S)						814,056				0	516,531		100% / 100%
Forward Start IRS—98414—140 - CF FS LTC 54 Reentry - Fed Funds	Anticipatory cash flows	NA	Interest Rate	CSI	01/23/2018	01/16/2039		34,700,000	2.49% / (01S)						1,120,828				0	711,312		100% / 100%
Forward Start IRS—98415—140 - CF FS LTC 54 Reentry - Fed Funds	Anticipatory cash flows	NA	Interest Rate	CSI	01/23/2018	02/15/2039		24,700,000	2.49% / (01S)						795,175				0	507,560		100% / 100%
Forward Start IRS—98416—140 - CF FS LTC 54 Reentry - Fed Funds	Anticipatory cash flows	NA	Interest Rate	CSI	01/23/2018	02/15/2039		18,600,000	2.49% / (01S)						598,796				0	382,211		100% / 100%
Forward Start IRS—98355—140 - CF FS LTC 54 Reentry - Fed Funds	Anticipatory cash flows	NA	Interest Rate	BOA	02/27/2018	02/15/2040		35,500,000	2.67% / (01S)						1,549,698				0	750,773		100% / 100%
Forward Start IRS—98356—140 - CF FS LTC 54 Reentry - Fed Funds	Anticipatory cash flows	NA	Interest Rate	BOA	02/27/2018	02/15/2040		35,000,000	2.67% / (01S)						1,527,871				0	740,199		100% / 100%
Forward Start IRS—98357—140 - CF FS LTC 54 Reentry - Fed Funds	Anticipatory cash flows	NA	Interest Rate	BOA	02/27/2018	02/15/2040		43,200,000	2.67% / (01S)						1,885,829				0	913,616		100% / 100%
Forward Start IRS—98358—140 - CF FS LTC 54 Reentry - Fed Funds	Anticipatory cash flows	NA	Interest Rate	BOA	02/27/2018	02/15/2040		30,900,000	2.67% / (01S)						1,348,892				0	653,490		100% / 100%
Forward Start IRS—98448—140 - CF FS LTC 54 Reentry - Fed Funds	Anticipatory cash flows	NA	Interest Rate	CSI	03/02/2018	02/16/2047		15,500,000	2.47% / (01S)						536,470				0	386,714		100% / 100%
Forward Start IRS—98449—140 - CF FS LTC 54 Reentry - Fed Funds	Anticipatory cash flows	NA	Interest Rate	CSI	03/02/2018	03/16/2047		22,500,000	2.47% / (01S)						781,175				0	562,223		100% / 100%

STATEMENT AS OF MARCH 31, 2022 OF GENWORTH LIFE INSURANCE COMPANY

SCHEDULE DB - PART A - SECTION 1

Showing all Options, Caps, Floors, Collars, Swaps and Forwards Open as of Current Statement Date

1	2	3	4	5	6	7	8	9	10	11	12	13	14	15	16	17	18	19	20	21	22	23	
Description	Description of Item(s) Hedged, Used for Income Generation or Replicated	Schedule/ Exhibit Identifier	Type(s) of Risk(s) (a)	Exchange, Counterparty or Central Clearinghouse	Trade Date	Date of Maturity or Expiration	Number of Contracts	Notional Amount	Strike Price, Rate or Index Received (Paid)	Cumulative Prior Year(s) Initial Cost of Un-discounted Premium (Received) Paid	Current Year Initial Cost of Un-discounted Premium (Received) Paid	Current Year Income	Book/ Adjusted Carrying Value	Code	Fair Value	Unrealized Valuation Increase/ (Decrease)	Total Foreign Exchange Change in B./A.C.V.	Current Year's (Amortization)/ Accretion	Adjustment to Carrying Value of Hedged Item	Potential Exposure	Credit Quality of Reference Entity	Hedge Effectiveness at Inception and at Quarter-end (b)	
Forward Start IRS—99450—140 - CF FS LTC 54 Reentry - Fed Funds	Anticipatory cash flows	NA	Interest Rate	CSI	03/02/2018	05/15/2047		15,500,000	2.47% / (01S)						539,972					0	388,581		100% / 100%
Forward Start IRS—99451—140 - CF FS LTC 54 Reentry - Fed Funds	Anticipatory cash flows	NA	Interest Rate	CSI	03/02/2018	07/15/2047		21,600,000	2.47% / (01S)						763,559					0	543,304		100% / 100%
Forward Start IRS—99452—140 - CF FS LTC 54 Reentry - Fed Funds	Anticipatory cash flows	NA	Interest Rate	CSI	03/02/2018	08/14/2047		15,500,000	2.46% / (01S)						547,017					0	390,503		100% / 100%
Forward Start IRS—99453—140 - CF FS LTC 54 Reentry - Fed Funds	Anticipatory cash flows	NA	Interest Rate	CSI	03/02/2018	10/15/2047		18,500,000	2.46% / (01S)						662,647					0	467,641		100% / 100%
Forward Start IRS—99454—140 - CF FS LTC 54 Reentry - Fed Funds	Anticipatory cash flows	NA	Interest Rate	CSI	03/02/2018	11/16/2047		15,500,000	2.46% / (01S)						554,649					0	392,479		100% / 100%
Forward Start IRS—99455—140 - CF FS LTC 54 Reentry - Fed Funds	Anticipatory cash flows	NA	Interest Rate	CSI	03/02/2018	02/15/2048		15,500,000	2.46% / (01S)						566,456					0	394,382		100% / 100%
Forward Start IRS—99969—140 - CF FS LTC 54 Reentry - Fed Funds	Anticipatory cash flows	NA	Interest Rate	BOA	03/22/2018	06/15/2039		28,300,000	2.55% / (01S)						1,022,219					0	587,168		100% / 100%
Forward Start IRS—99970—140 - CF FS LTC 54 Reentry - Fed Funds	Anticipatory cash flows	NA	Interest Rate	BOA	03/22/2018	06/15/2039		23,300,000	2.55% / (01S)						841,615					0	483,428		100% / 100%
Forward Start IRS—99971—140 - CF FS LTC 54 Reentry - Fed Funds	Anticipatory cash flows	NA	Interest Rate	BOA	03/22/2018	06/15/2039		27,300,000	2.55% / (01S)						986,098					0	566,420		100% / 100%
099999999. Subtotal - Swaps - Hedging Effective Excluding Variable Annuity Guarantees Under SSAP No.108 - Interest Rate										0	0	0	0	XXX	63,699,939	0	0	0	0	140,192,947	XXX	XXX	
Cross Currency—102695—70P - CF Non USD Private	Anticipatory cash flows	Sched D	Currency	BOA	06/27/2018	09/27/2033		19,741,500	4.3% USD / (2.87% GBP)			76,286	38,250		(28,947)		591,750			0	334,753		100% / 100%
Cross Currency—103093—70P - CF Non USD Private	Anticipatory cash flows	Sched D	Currency	BOA	07/12/2018	10/12/2028		5,835,000	4.24% USD / (1.82% GBP)			37,314	301,000		603,495		157,250			0	74,609		100% / 100%
Cross Currency—104634—70P - CF Non USD Private	Anticipatory cash flows	Sched D	Currency	CSI	09/21/2018	12/13/2030		13,151,000	5.12% USD / (3.61% GBP)			50,612	15,500		55,752		394,500			0	194,056		100% / 100%
Cross Currency—107183—70C - CF Cross Currency - Non USD Bonds	Anticipatory cash flows	Sched D	Currency	BOA	01/09/2019	11/30/2030		4,608,800	4.57% USD / (2.63% EUR)			24,344	181,600		359,476		125,800			0	67,868		100% / 100%
Cross Currency—107184—70C - CF Cross Currency - Non USD Bonds	Anticipatory cash flows	Sched D	Currency	BOA	01/09/2019	11/30/2030		3,456,600	4.57% USD / (2.63% EUR)			18,258	136,200		269,568		94,350			0	50,901		100% / 100%
Cross Currency—107505—70C - CF Cross Currency - Non USD Bonds	Anticipatory cash flows	Sched D	Currency	BOA	01/23/2019	04/15/2028		11,379,900	7.78% USD / (5.00% EUR)			86,309	311,900		996,425		314,500			0	139,915		100% / 100%

STATEMENT AS OF MARCH 31, 2022 OF GENWORTH LIFE INSURANCE COMPANY

SCHEDULE DB - PART A - SECTION 1

Showing all Options, Caps, Floors, Collars, Swaps and Forwards Open as of Current Statement Date

1	2	3	4	5	6	7	8	9	10	11	12	13	14	15	16	17	18	19	20	21	22	23
Description	Description of Item(s) Hedged, Used for Income Generation or Replicated	Schedule/ Exhibit Identifier	Type(s) of Risk(s) (a)	Exchange, Counterparty or Central Clearinghouse	Trade Date	Date of Maturity or Expiration	Number of Contracts	Notional Amount	Strike Price, Rate or Index Received (Paid)	Cumulative Prior Year(s) Initial Cost of Un-discounted Premium (Received) Paid	Current Year Initial Cost of Un-discounted Premium (Received) Paid	Current Year Income	Book/ Adjusted Carrying Value	Code	Fair Value	Unrealized Valuation Increase/ (Decrease)	Total Foreign Exchange Change in B./A.C.V.	Current Year's (Amortization)/ Accretion	Adjustment to Carrying Value of Hedged Item	Potential Exposure	Credit Quality of Reference Entity	Hedge Effectiveness at Inception and at Quarter-end (b)
Cross Currency--107722--70C - CF Cross Currency - Non USD Bonds	Anticipatory cash flows	Sched D	Currency.....	BOA	02/01/2019	05/15/2029		6,873,000	7.36% USD / (4.63% EUR)			50,708	232,200		726,221		188,700		0	91,754		100% / 100%
Cross Currency--107887--70C - CF Cross Currency - Non USD Bonds	Anticipatory cash flows	Sched D	Currency.....	BOA	02/11/2019	06/15/2031		9,019,840	5.63% USD / (3.13% EUR)			62,934	165,440		913,019		251,600		0	136,894		100% / 100%
Cross Currency--109638--70C - CF Cross Currency - Non USD Bonds	Anticipatory cash flows	Sched D	Currency.....	BOA	04/25/2019	11/15/2029		2,224,400	6.5% USD / (3.88% EUR)			14,811	10,800		159,077		62,900		0	30,727		100% / 100%
Cross Currency--109639--70C - CF Cross Currency - Non USD Bonds	Anticipatory cash flows	Sched D	Currency.....	BOA	04/25/2019	11/15/2029		1,112,200	6.5% USD / (3.88% EUR)			7,405	5,400		79,539		31,450		0	15,364		100% / 100%
Cross Currency--110430--70P - CF Non USD Private	Anticipatory cash flows	Sched D	Currency.....	CSI	05/30/2019	09/26/2031		13,360,800	4.15% USD / (1.95% EUR)			76,776	79,200		943,020		377,400		0	205,859		100% / 100%
Cross Currency--123734--70P - CF Non USD Private	Anticipatory cash flows	Sched D	Currency.....	NATWEST	10/23/2020	03/10/2033		16,980,600	3.56% USD / (2.92% GBP)			26,780	(95,550)		(1,453,527)		512,850		0	280,959		100% / 100%
1019999999. Subtotal - Swaps - Hedging Effective Excluding Variable Annuity Guarantees Under SSAP No.108 - Foreign Exchange										0	0	532,536	1,381,940	XXX	3,623,117	0	3,103,050	0	0	1,623,661	XXX	XXX
1049999999. Subtotal - Swaps - Hedging Effective Excluding Variable Annuity Guarantees Under SSAP No.108										0	0	532,536	1,381,940	XXX	67,323,056	0	3,103,050	0	0	141,816,608	XXX	XXX
1109999999. Subtotal - Swaps - Hedging Effective Variable Annuity Guarantees Under SSAP No.108										0	0	0	0	XXX	0	0	0	0	0	0	XXX	XXX
1169999999. Subtotal - Swaps - Hedging Other										0	0	0	0	XXX	0	0	0	0	0	0	XXX	XXX
1229999999. Subtotal - Swaps - Replication										0	0	0	0	XXX	0	0	0	0	0	0	XXX	XXX
1289999999. Subtotal - Swaps - Income Generation										0	0	0	0	XXX	0	0	0	0	0	0	XXX	XXX
1349999999. Subtotal - Swaps - Other										0	0	0	0	XXX	0	0	0	0	0	0	XXX	XXX
1359999999. Total Swaps - Interest Rate										0	0	0	0	XXX	63,699,939	0	0	0	0	140,192,947	XXX	XXX
1369999999. Total Swaps - Credit Default										0	0	0	0	XXX	0	0	0	0	0	0	XXX	XXX
1379999999. Total Swaps - Foreign Exchange										0	0	532,536	1,381,940	XXX	3,623,117	0	3,103,050	0	0	1,623,661	XXX	XXX
1389999999. Total Swaps - Total Return										0	0	0	0	XXX	0	0	0	0	0	0	XXX	XXX
1399999999. Total Swaps - Other										0	0	0	0	XXX	0	0	0	0	0	0	XXX	XXX
1409999999. Total Swaps										0	0	532,536	1,381,940	XXX	67,323,056	0	3,103,050	0	0	141,816,608	XXX	XXX
1479999999. Subtotal - Forwards										0	0	0	0	XXX	0	0	0	0	0	0	XXX	XXX
1509999999. Subtotal - SSAP No. 108 Adjustments										0	0	0	0	XXX	0	0	0	0	0	0	XXX	XXX
1689999999. Subtotal - Hedging Effective Excluding Variable Annuity Guarantees Under SSAP No.108										0	0	532,536	1,381,940	XXX	67,323,056	0	3,103,050	0	0	141,816,608	XXX	XXX
1699999999. Subtotal - Hedging Effective Variable Annuity Guarantees Under SSAP No.108										0	0	0	0	XXX	0	0	0	0	0	0	XXX	XXX
1709999999. Subtotal - Hedging Other										0	0	0	0	XXX	0	0	0	0	0	0	XXX	XXX
1719999999. Subtotal - Replication										0	0	0	0	XXX	0	0	0	0	0	0	XXX	XXX
1729999999. Subtotal - Income Generation										0	0	0	0	XXX	0	0	0	0	0	0	XXX	XXX
1739999999. Subtotal - Other										0	0	0	0	XXX	0	0	0	0	0	0	XXX	XXX
1749999999. Subtotal - Adjustments for SSAP No. 108 Derivatives										0	0	0	0	XXX	0	0	0	0	0	0	XXX	XXX
1759999999. Totals										0	0	532,536	1,381,940	XXX	67,323,056	0	3,103,050	0	0	141,816,608	XXX	XXX

(a)

Code	Description of Hedged Risk(s)
------	-------------------------------

(b)

Code	Financial or Economic Impact of the Hedge at the End of the Reporting Period
------	--

EOG-20

Schedule DB - Part B - Section 1 - Futures Contracts Open

N O N E

Schedule DB - Part B - Section 1B - Brokers with whom cash deposits have been made

N O N E

STATEMENT AS OF MARCH 31, 2022 OF GENWORTH LIFE INSURANCE COMPANY

SCHEDULE DB - PART D - SECTION 1

Counterparty Exposure for Derivative Instruments Open as of Current Statement Date

1 Description of Exchange, Counterparty or Central Clearinghouse	2 Master Agreement (Y or N)	3 Credit Support Annex (Y or N)	Counterparty Offset		Book/Adjusted Carrying Value			Fair Value			12 Potential Exposure	13 Off-Balance Sheet Exposure	
			4 Fair Value of Acceptable Collateral	5 Present Value of Financing Premium	6 Contracts With Book/Adjusted Carrying Value >0	7 Contracts With Book/Adjusted Carrying Value <0	8 Exposure Net of Collateral	9 Contracts With Fair Value >0	10 Contracts With Fair Value <0	11 Exposure Net of Collateral			
0199999999 - Aggregate Sum of Exchange Traded Derivatives	XXX	XXX	XXX					0		0		0	
BANK OF AMERICA N.A.	Y	Y	37,881,664		1,382,790	0		0	51,159,590	(5,400,627)	7,877,299	50,444,403	13,945,529
GOLDMAN SACHS INTERNATIONAL	Y	Y					0	0	9,287,229	(3,210,634)	6,076,595	10,298,975	10,298,975
JP MORGAN CHASE BANK	Y	Y					0	0	1,208,987		1,208,987	652,246	652,246
NATWEST MARKETS PLC	Y	Y			0	(95,550)	0	0	606,412	(13,184,013)	0	11,462,916	11,367,366
DEUTSCHE BANK A.G.	Y	Y					0	0	16,222,625	(10,234,393)	5,988,232	49,730,340	49,730,340
0299999999 - Total NAIC 1 Designation			37,881,664	0	1,382,790	(95,550)	0	0	78,484,843	(32,029,667)	21,151,113	122,588,880	85,994,456
CREDIT SUISSE INTERNATIONAL	Y	Y	17,200,000		94,700	0	0	0	24,274,377	(3,406,497)	3,667,880	19,227,728	2,122,428
0399999999 - Total NAIC 2 Designation			17,200,000	0	94,700	0	0	0	24,274,377	(3,406,497)	3,667,880	19,227,728	2,122,428
0899999999 - Aggregate Sum of Central Clearinghouses (Excluding Exchange Traded)								0			0		
0999999999 - Gross Totals			55,081,664	0	1,477,490	(95,550)	0	0	102,759,220	(35,436,164)	24,818,993	141,816,608	88,116,884
1. Offset per SSAP No. 64													
2. Net after right of offset per SSAP No. 64					1,477,490	(95,550)							

STATEMENT AS OF MARCH 31, 2022 OF GENWORTH LIFE INSURANCE COMPANY

SCHEDULE DB - PART D - SECTION 2

Collateral for Derivative Instruments Open as of Current Statement Date

Collateral Pledged by Reporting Entity

1	2	3	4	5	6	7	8	9
Exchange, Counterparty or Central Clearinghouse	Type of Asset Pledged	CUSIP Identification	Description	Fair Value	Par Value	Book/Adjusted Carrying Value	Maturity Date	Type of Margin (I, V or IV)
CREDIT SUISSE INTERNATIONAL	Treasury	912834-AD-0	S 0 11/15/37	16,343,407	24,623,000	11,859,270	11/15/2037	V
CREDIT SUISSE INTERNATIONAL	Treasury	912803-FG-3	SP 0 02/15/49	37,000,282	72,051,000	32,365,455	02/15/2049	V
GOLDMAN SACHS INTERNATIONAL	Corporate	773903-AC-3	ROCKWELL AUTOMATION INC	14,382,438	11,862,000	8,838,759	01/15/2098	V
NATWEST MARKETS PLC	Treasury	912810-QS-0	T 3 3/4 08/15/41	983,589	841,200	849,383	08/15/2041	V
NATWEST MARKETS PLC	Treasury	912810-RL-4	T11 0 3/4 02/15/45	28,928,748	21,448,400	22,991,212	02/15/2045	V
NATWEST MARKETS PLC	Treasury	912810-QC-5	T 4 1/2 08/15/39	2,622,351	2,043,800	2,120,243	08/15/2039	V
JP MORGAN CHASE BANK	Cash		USD	600,000		600,000		V
JP MORGAN CHASE BANK	Treasury	912810-RL-4	T11 0 3/4 02/15/45	639,312	474,000	508,095	02/15/2045	V
DEUTSCHE BANK	Treasury	912810-QS-0	T 3 3/4 08/15/41	42,278,087	36,157,700	36,509,446	08/15/2041	V
DEUTSCHE BANK	Treasury	912810-RL-4	T11 0 3/4 02/15/45	37,714,032	27,962,000	29,973,344	02/15/2045	V
DEUTSCHE BANK	Treasury	912810-QK-7	T 3 7/8 08/15/40	72,443,519	61,006,000	64,215,458	08/15/2040	V
DEUTSCHE BANK	Treasury	912810-QL-5	T 4 1/4 11/15/40	30,756,713	24,537,300	26,448,239	11/15/2040	V
DEUTSCHE BANK	Treasury	912810-QE-1	T 4 5/8 02/15/40	8,915,765	6,840,400	6,877,385	02/15/2040	V
DEUTSCHE BANK	Treasury	912810-FE-3	T 5 1/2 08/15/28	2,094,546	1,774,000	1,929,632	08/15/2028	V
DEUTSCHE BANK	Treasury	912810-QC-5	T 4 1/2 08/15/39	5,027,606	3,918,400	4,064,958	08/15/2039	V
BANK OF AMERICA	Treasury	912810-QS-0	T 3 3/4 08/15/41	42,920,133	36,706,800	37,063,887	08/15/2041	V
BANK OF AMERICA	Treasury	912810-RL-4	T11 0 3/4 02/15/45	32,336,256	23,974,800	25,699,340	02/15/2045	V
BANK OF AMERICA	Treasury	912810-QE-1	T 4 5/8 02/15/40	43,020,353	33,006,300	33,184,758	02/15/2040	V
0199999999 - Total				419,007,137	389,827,100	346,098,866	XXX	XXX

Collateral Pledged to Reporting Entity

1	2	3	4	5	6	7	8	9
Exchange, Counterparty or Central Clearinghouse	Type of Asset Pledged	CUSIP Identification	Description	Fair Value	Par Value	Book/Adjusted Carrying Value	Maturity Date	Type of Margin (I, V or IV)
CREDIT SUISSE INTERNATIONAL	Cash		USD	17,200,000	17,200,000	XXX		V
BANK OF AMERICA	Treasury	912828-Z9-4	T 1 1/2 02/15/30 Govt	37,881,664	40,595,000	XXX	02/15/2030	V
0299999999 - Total				55,081,664	57,795,000	XXX	XXX	XXX

Schedule DB - Part E - Derivatives Hedging Variable Annuity Guarantees

N O N E

Schedule DL - Part 1 - Reinvested Collateral Assets Owned

N O N E

Schedule DL - Part 2 - Reinvested Collateral Assets Owned

N O N E

STATEMENT AS OF MARCH 31, 2022 OF GENWORTH LIFE INSURANCE COMPANY

SCHEDULE E - PART 1 - CASH

Month End Depository Balances

1 Depository	2 Code	3 Rate of Interest	4 Amount of Interest Received During Current Quarter	5 Amount of Interest Accrued at Current Statement Date	Book Balance at End of Each Month During Current Quarter			9 *
					6 First Month	7 Second Month	8 Third Month	
Bank of America, N.A. New York, New York					(84,163,544)	(82,910,207)	(90,736,091)	.XXX.
Deutsche Bank Trust Company Americas New York, New York					569,368	352,131	830,239	.XXX.
Federal Home Loan Bank Pittsburgh Pittsburgh, PA					2,151,037	2,220,817	2,166,987	.XXX.
Fifth Third Bank Cincinnati, OH					10,754,956	9,038,234	6,216,753	.XXX.
JP Morgan Chase Bank New York, New York					(7,064,586)	(13,141,050)	(28,336,430)	.XXX.
The Bank of New York Mellon ... New York, New York					1,203,474	1,721,441	12,236,252	.XXX.
U.S. Bank, N.A. Milwaukee, WI					100,583	105,968	112,083	.XXX.
Wells Fargo Bank, N.A. San Francisco, CA					1,996,473	2,588,624	1,893,606	.XXX.
0199998. Deposits in ... depositories that do not exceed the allowable limit in any one depository (See instructions) - Open Depositories	XXX	XXX						.XXX.
0199999. Totals - Open Depositories	XXX	XXX	0	0	(74,452,239)	(80,024,042)	(95,616,601)	.XXX.
0299998. Deposits in ... depositories that do not exceed the allowable limit in any one depository (See instructions) - Suspended Depositories	XXX	XXX						.XXX.
0299999. Totals - Suspended Depositories	XXX	XXX	0	0	0	0	0	.XXX.
0399999. Total Cash on Deposit	XXX	XXX	0	0	(74,452,239)	(80,024,042)	(95,616,601)	.XXX.
0499999. Cash in Company's Office	XXX	XXX	XXX	XXX				.XXX.
0599999. Total - Cash	XXX	XXX	0	0	(74,452,239)	(80,024,042)	(95,616,601)	.XXX.

STATEMENT AS OF MARCH 31, 2022 OF GENWORTH LIFE INSURANCE COMPANY

SCHEDULE E - PART 2 - CASH EQUIVALENTS

Show Investments Owned End of Current Quarter

1 CUSIP	2 Description	3 Code	4 Date Acquired	5 Rate of Interest	6 Maturity Date	7 Book/Adjusted Carrying Value	8 Amount of Interest Due and Accrued	9 Amount Received During Year
0109999999	Total - U.S. Government Bonds					0	0	0
0309999999	Total - All Other Government Bonds					0	0	0
0509999999	Total - U.S. States, Territories and Possessions Bonds					0	0	0
0709999999	Total - U.S. Political Subdivisions Bonds					0	0	0
0909999999	Total - U.S. Special Revenues Bonds					0	0	0
1109999999	Total - Industrial and Miscellaneous (Unaffiliated) Bonds					0	0	0
1309999999	Total - Hybrid Securities					0	0	0
1509999999	Total - Parent, Subsidiaries and Affiliates Bonds					0	0	0
1909999999	Subtotal - Unaffiliated Bank Loans					0	0	0
2419999999	Total - Issuer Obligations					0	0	0
2429999999	Total - Residential Mortgage-Backed Securities					0	0	0
2439999999	Total - Commercial Mortgage-Backed Securities					0	0	0
2449999999	Total - Other Loan-Backed and Structured Securities					0	0	0
2459999999	Total - SVO Identified Funds					0	0	0
2469999999	Total - Affiliated Bank Loans					0	0	0
2479999999	Total - Unaffiliated Bank Loans					0	0	0
2509999999	Total Bonds					0	0	0
09248U-71-8	BLACKROCK LIQUIDITY:TEMPFUND I		03/31/2022	0.000		18,680,984	0	0
261908-10-7	DREYFUS TREAS&AGEN CASH MGMT I		03/25/2022	0.000		82,320,342	0	0
316175-50-4	FIDELITY INSTIT TREASURY I GLAIC 140135		03/16/2022	0.000		58,800,000	0	0
38141W-32-3	GOLDMAN SACHS FS TREAS OBLIG I		03/31/2022	0.000		1,572,206	0	65
44330V-46-4	HSBC US TREASURY MONEY MARKET HSBC US TREAS FUND 6063		07/17/2019	0.000		1,000,000	0	27
857492-55-7	STATE STREET INSTITUTIONAL TRE		03/31/2022	0.000		78,800,000	0	83
316175-50-4	FIDELITY FIMM FUNDS - GOVT PORT INSTL CL		03/31/2022	0.000		11,783,905	0	886
61747C-58-2	MORGAN STANLEY LIQ TRSY INST 8304		03/31/2022	0.000		6,522,000	0	780
261908-10-7	DREYFUS TRSY OBLIG CASH MGMT CL INS		03/31/2022	0.000		6,360,000	0	1,318
60934N-50-0	FEDERATED TRSY OBLIG INST 68		03/31/2022	0.000		4,397,000	0	520
8209999999	Subtotal - Exempt Money Market Mutual Funds - as Identified by the SVO					270,236,437	0	3,679
25160K-30-6	DEUTSCHE ASSET MANAGEMENT: CASH MANAGEMENT INSTITUTIONAL		03/28/2022	0.000		6,209,651	0	0
8309999999	Subtotal - All Other Money Market Mutual Funds					6,209,651	0	0
8609999999	Total Cash Equivalents					276,446,088	0	3,679