



LIFE, ACCIDENT AND HEALTH COMPANIES/FRATERNAL BENEFIT SOCIETIES - ASSOCIATION EDITION

# QUARTERLY STATEMENT

AS OF JUNE 30, 2022

OF THE CONDITION AND AFFAIRS OF THE

## GENWORTH LIFE INSURANCE COMPANY

NAIC Group Code 4011 4011 NAIC Company Code 70025 Employer's ID Number 91-6027719  
(Current) (Prior)

Organized under the Laws of Delaware, State of Domicile or Port of Entry DE

Country of Domicile United States of America

Licensed as business type: Life, Accident and Health [ X ] Fraternal Benefit Societies [ ]

Incorporated/Organized 09/28/1956 Commenced Business 10/01/1956

Statutory Home Office 251 Little Falls Drive, Wilmington, DE, US 19808  
(Street and Number) (City or Town, State, Country and Zip Code)

Main Administrative Office 6604 West Broad Street  
(Street and Number)  
Richmond, VA, US 23230 804-662-2400  
(City or Town, State, Country and Zip Code) (Area Code) (Telephone Number)

Mail Address 6604 West Broad Street, Richmond, VA, US 23230  
(Street and Number or P.O. Box) (City or Town, State, Country and Zip Code)

Primary Location of Books and Records 6604 West Broad Street  
(Street and Number)  
Richmond, VA, US 23230 804-662-2400  
(City or Town, State, Country and Zip Code) (Area Code) (Telephone Number)

Internet Website Address www.genworth.com

Statutory Statement Contact Kathryn Howard, 804-662-2722  
(Name) (Area Code) (Telephone Number)  
ComplianceARCOe.genworth@genworth.com, 804-922-5547  
(E-mail Address) (FAX Number)

### OFFICERS

President & CEO Brian Keith Haendiges Treasurer Lisa Jones Baldyga  
Secretary Vidal Joaquin Torres Jr Vice President & Controller Keith Allen Willingham

### OTHER

Vidal Joaquin Torres Jr, SVP & General Counsel Daniel Joseph Sheehan IV, SVP & Chief Investment Officer Thomas Joseph McInerney, Sr. Vice President  
Angela Rene Simmons, SVP & Chief Financial Officer Michael Powers, SVP & Chief Information Officer

### DIRECTORS OR TRUSTEES

James Joseph Buddle Scott Gordon Goodman Brian Keith Haendiges  
Eleanor Lynne Kitzman Thomas Joseph McInerney Jose Daniel Saenz  
Daniel Joseph Sheehan IV Angela Rene Simmons

State of Virginia SS:  
County of Powhatan

The officers of this reporting entity being duly sworn, each depose and say that they are the described officers of said reporting entity, and that on the reporting period stated above, all of the herein described assets were the absolute property of the said reporting entity, free and clear from any liens or claims thereon, except as herein stated, and that this statement, together with related exhibits, schedules and explanations therein contained, annexed or referred to, is a full and true statement of all the assets and liabilities and of the condition and affairs of the said reporting entity as of the reporting period stated above, and of its income and deductions therefrom for the period ended, and have been completed in accordance with the NAIC Annual Statement Instructions and Accounting Practices and Procedures manual except to the extent that: (1) state law may differ; or, (2) that state rules or regulations require differences in reporting not related to accounting practices and procedures, according to the best of their information, knowledge and belief, respectively. Furthermore, the scope of this attestation by the described officers also includes the related corresponding electronic filing with the NAIC, when required, that is an exact copy (except for formatting differences due to electronic filing) of the enclosed statement. The electronic filing may be requested by various regulators in lieu of or in addition to the enclosed statement.

Brian Haendiges  
Signed on 2022/08/05 13:46:56 -8:00

Brian Keith Haendiges  
President & CEO

Vidal J Torres  
Signed on 2022/08/05 13:46:56 -8:00

Vidal Joaquin Torres Jr.  
Sr. Vice President & Secretary

Keith Willingham  
Signed on 2022/08/05 13:46:56 -8:00

Keith Allen Willingham  
Vice President & Controller

Subscribed and sworn to before me this 5 day of August 2022

- a. Is this an original filing? ..... Yes [ X ] No [ ]  
b. If no,  
1. State the amendment number.....  
2. Date filed.....  
3. Number of pages attached.....

Kathryn Howard  
Signed on 2022/08/05 13:46:56 -8:00

April 30, 2025

**Kathryn Ruth Howard**  
Registration # 7564584  
Electronic Notary Public  
Commonwealth of Virginia  
My commission expires the 30 day of Apr 2025

Notary Stamp 2022/08/05 13:46:56 PST 08BE168EAB4E

Notarial act performed by audio-visual communication

STATEMENT AS OF JUNE 30, 2022 OF GENWORTH LIFE INSURANCE COMPANY

**ASSETS**

	Current Statement Date			4 December 31 Prior Year Net Admitted Assets
	1 Assets	2 Nonadmitted Assets	3 Net Admitted Assets (Cols. 1 - 2)	
1. Bonds	29,780,412,103		29,780,412,103	30,682,614,797
2. Stocks:				
2.1 Preferred stocks	48,849,890		48,849,890	57,822,800
2.2 Common stocks	938,163,396	19,073	938,144,323	1,078,443,871
3. Mortgage loans on real estate:				
3.1 First liens	4,730,144,475		4,730,144,475	4,497,570,204
3.2 Other than first liens			0	0
4. Real estate:				
4.1 Properties occupied by the company (less \$ encumbrances)			0	0
4.2 Properties held for the production of income (less \$ encumbrances)			0	0
4.3 Properties held for sale (less \$ encumbrances)			0	0
5. Cash (\$ (68,821,797) ), cash equivalents (\$ 304,810,559 ) and short-term investments (\$ )	235,988,762		235,988,762	187,255,936
6. Contract loans (including \$ premium notes)	1,698,395,182	1,550,544	1,696,844,638	1,551,880,951
7. Derivatives	8,026,840	0	8,026,840	284,900
8. Other invested assets	2,487,060,714		2,487,060,714	2,295,845,359
9. Receivables for securities	24,341,181	725,822	23,615,359	9,116,334
10. Securities lending reinvested collateral assets			0	0
11. Aggregate write-ins for invested assets	0	0	0	0
12. Subtotals, cash and invested assets (Lines 1 to 11)	39,951,382,543	2,295,439	39,949,087,104	40,360,835,152
13. Title plants less \$ charged off (for Title insurers only)			0	0
14. Investment income due and accrued	337,785,671		337,785,671	430,272,459
15. Premiums and considerations:				
15.1 Uncollected premiums and agents' balances in the course of collection	89,249,813	886,117	88,363,696	85,433,453
15.2 Deferred premiums, agents' balances and installments booked but deferred and not yet due (including \$ earned but unbilled premiums)	86,779,912	27,796	86,752,116	87,763,920
15.3 Accrued retrospective premiums (\$ ) and contracts subject to redetermination (\$ )			0	0
16. Reinsurance:				
16.1 Amounts recoverable from reinsurers	44,767,047	2,458,958	42,308,089	42,364,528
16.2 Funds held by or deposited with reinsured companies	22,881,243		22,881,243	22,881,243
16.3 Other amounts receivable under reinsurance contracts	19,118,613		19,118,613	16,770,255
17. Amounts receivable relating to uninsured plans			0	0
18.1 Current federal and foreign income tax recoverable and interest thereon	10,139,379		10,139,379	0
18.2 Net deferred tax asset	609,972,916	406,251,518	203,721,398	223,856,193
19. Guaranty funds receivable or on deposit	23,062,922		23,062,922	26,287,826
20. Electronic data processing equipment and software	9,008,410	9,008,410	0	0
21. Furniture and equipment, including health care delivery assets (\$ )			0	0
22. Net adjustment in assets and liabilities due to foreign exchange rates			0	0
23. Receivables from parent, subsidiaries and affiliates	80,000		80,000	78,070
24. Health care (\$ ) and other amounts receivable			0	0
25. Aggregate write-ins for other than invested assets	61,448,315	44,106,223	17,342,092	15,011,447
26. Total assets excluding Separate Accounts, Segregated Accounts and Protected Cell Accounts (Lines 12 to 25)	41,265,676,784	465,034,461	40,800,642,323	41,311,554,546
27. From Separate Accounts, Segregated Accounts and Protected Cell Accounts	8,358,735		8,358,735	9,445,019
28. Total (Lines 26 and 27)	41,274,035,519	465,034,461	40,809,001,058	41,320,999,565
<b>DETAILS OF WRITE-INS</b>				
1101.			0	0
1102.			0	0
1103.				
1198. Summary of remaining write-ins for Line 11 from overflow page	0	0	0	0
1199. Totals (Lines 1101 through 1103 plus 1198)(Line 11 above)	0	0	0	0
2501. Prepaid expenses	41,193,667	41,193,667	0	0
2502. Commissions receivable	2,160,845	2,160,845	0	0
2503. Premium tax receivable	4,098,933		4,098,933	4,424,630
2598. Summary of remaining write-ins for Line 25 from overflow page	13,994,870	751,711	13,243,159	10,586,817
2599. Totals (Lines 2501 through 2503 plus 2598)(Line 25 above)	61,448,315	44,106,223	17,342,092	15,011,447

STATEMENT AS OF JUNE 30, 2022 OF GENWORTH LIFE INSURANCE COMPANY  
**LIABILITIES, SURPLUS AND OTHER FUNDS**

	1 Current Statement Date	2 December 31 Prior Year
1. Aggregate reserve for life contracts \$ .....6,603,331,066 less \$ ..... included in Line 6.3 (including \$ ..... Modco Reserve).....	6,603,331,066	7,191,104,418
2. Aggregate reserve for accident and health contracts (including \$ ..... Modco Reserve).....	28,362,095,271	28,111,070,563
3. Liability for deposit-type contracts (including \$ ..... Modco Reserve).....	301,730,725	319,966,820
4. Contract claims:		
4.1 Life .....	15,778,726	8,607,729
4.2 Accident and health .....	258,588,644	246,415,884
5. Policyholders' dividends/refunds to members \$ ..... and coupons \$ ..... due and unpaid .....		0
6. Provision for policyholders' dividends, refunds to members and coupons payable in following calendar year - estimated amounts:		
6.1 Policyholders' dividends and refunds to members apportioned for payment (including \$ ..... Modco).....		
6.2 Policyholders' dividends and refunds to members not yet apportioned (including \$ ..... Modco).....		
6.3 Coupons and similar benefits (including \$ ..... Modco).....		
7. Amount provisionally held for deferred dividend policies not included in Line 6 .....		
8. Premiums and annuity considerations for life and accident and health contracts received in advance less \$ ..... discount; including \$ .....81,690,572 accident and health premiums .....	83,245,250	78,359,462
9. Contract liabilities not included elsewhere:		
9.1 Surrender values on canceled contracts .....		
9.2 Provision for experience rating refunds, including the liability of \$ ..... accident and health experience rating refunds of which \$ ..... is for medical loss ratio rebate per the Public Health Service Act .....		
9.3 Other amounts payable on reinsurance, including \$ .....2,137,581 assumed and \$ .....57,290,414 ceded .....	59,427,995	67,570,120
9.4 Interest Maintenance Reserve .....	1,025,071,981	1,078,998,299
10. Commissions to agents due or accrued-life and annuity contracts \$ .....221,405, accident and health \$ .....4,784,934 and deposit-type contract funds \$ .....	5,006,339	4,824,773
11. Commissions and expense allowances payable on reinsurance assumed .....	406,902	383,575
12. General expenses due or accrued .....	237,659,736	235,900,467
13. Transfers to Separate Accounts due or accrued (net) (including \$ ..... accrued for expense allowances recognized in reserves, net of reinsured allowances) .....	(1,490,655)	(1,328,470)
14. Taxes, licenses and fees due or accrued, excluding federal income taxes .....	20,875,643	29,209,207
15.1 Current federal and foreign income taxes, including \$ ..... on realized capital gains (losses) .....	0	38,561,503
15.2 Net deferred tax liability .....	0	0
16. Unearned investment income .....	119,688	84,837
17. Amounts withheld or retained by reporting entity as agent or trustee .....	56,901,729	49,715,634
18. Amounts held for agents' account, including \$ ..... agents' credit balances .....		
19. Remittances and items not allocated .....	21,974,677	15,612,582
20. Net adjustment in assets and liabilities due to foreign exchange rates .....		
21. Liability for benefits for employees and agents if not included above .....		
22. Borrowed money \$ ..... and interest thereon \$ .....		
23. Dividends to stockholders declared and unpaid .....		
24. Miscellaneous liabilities:		
24.01 Asset valuation reserve .....	752,104,808	719,793,149
24.02 Reinsurance in unauthorized and certified (\$ ..... ) companies .....		0
24.03 Funds held under reinsurance treaties with unauthorized and certified (\$ ..... ) reinsurers .....		
24.04 Payable to parent, subsidiaries and affiliates .....	11,052,303	15,888,183
24.05 Drafts outstanding .....		
24.06 Liability for amounts held under uninsured plans .....		
24.07 Funds held under coinsurance .....		
24.08 Derivatives .....	0	2,006,010
24.09 Payable for securities .....	5,470,651	579,341
24.10 Payable for securities lending .....		
24.11 Capital notes \$ ..... and interest thereon \$ .....		
25. Aggregate write-ins for liabilities .....	80,604	161,096,373
26. Total liabilities excluding Separate Accounts business (Lines 1 to 25) .....	37,819,432,083	38,374,420,459
27. From Separate Accounts Statement .....	8,358,735	9,445,019
28. Total liabilities (Lines 26 and 27) .....	37,827,790,818	38,383,865,478
29. Common capital stock .....	4,561,258	4,561,258
30. Preferred capital stock .....	300,000	300,000
31. Aggregate write-ins for other than special surplus funds .....	0	0
32. Surplus notes .....		0
33. Gross paid in and contributed surplus .....	3,978,715,795	3,978,715,795
34. Aggregate write-ins for special surplus funds .....	0	0
35. Unassigned funds (surplus) .....	(941,084,012)	(985,160,165)
36. Less treasury stock, at cost:		
36.1 ..... shares common (value included in Line 29 \$ ..... ) .....	61,282,801	61,282,801
36.2 ..... shares preferred (value included in Line 30 \$ ..... ) .....		
37. Surplus (Total Lines 31+32+33+34+35-36) (including \$ ..... in Separate Accounts Statement) .....	2,976,348,982	2,932,272,829
38. Totals of Lines 29, 30 and 37 .....	2,981,210,240	2,937,134,087
39. Totals of Lines 28 and 38 (Page 2, Line 28, Col. 3) .....	40,809,001,058	41,320,999,565
<b>DETAILS OF WRITE-INS</b>		
2501. Derivatives interest payable .....	80,604	133,373
2502. Derivatives collateral .....		160,963,000
2503. ....		
2598. Summary of remaining write-ins for Line 25 from overflow page .....	0	0
2599. Totals (Lines 2501 through 2503 plus 2598)(Line 25 above) .....	80,604	161,096,373
3101. ....		0
3102. ....		0
3103. ....		
3198. Summary of remaining write-ins for Line 31 from overflow page .....	0	0
3199. Totals (Lines 3101 through 3103 plus 3198)(Line 31 above) .....	0	0
3401. ....		0
3402. ....		0
3403. ....		
3498. Summary of remaining write-ins for Line 34 from overflow page .....	0	0
3499. Totals (Lines 3401 through 3403 plus 3498)(Line 34 above) .....	0	0

STATEMENT AS OF JUNE 30, 2022 OF GENWORTH LIFE INSURANCE COMPANY

**SUMMARY OF OPERATIONS**

	1 Current Year To Date	2 Prior Year To Date	3 Prior Year Ended December 31
1. Premiums and annuity considerations for life and accident and health contracts	1,147,142,391	1,171,791,795	2,350,028,758
2. Considerations for supplementary contracts with life contingencies	9,103,351	5,697,542	14,674,518
3. Net investment income	890,443,756	955,584,686	1,936,793,122
4. Amortization of Interest Maintenance Reserve (IMR)	43,049,365	43,256,418	88,298,700
5. Separate Accounts net gain from operations excluding unrealized gains or losses			0
6. Commissions and expense allowances on reinsurance ceded	57,852,602	59,529,828	120,118,474
7. Reserve adjustments on reinsurance ceded			0
8. Miscellaneous Income:			
8.1 Income from fees associated with investment management, administration and contract guarantees from Separate Accounts	30,567	38,006	73,377
8.2 Charges and fees for deposit-type contracts	340	595	925
8.3 Aggregate write-ins for miscellaneous income	443,899	291,522	615,608
9. Totals (Lines 1 to 8.3)	2,148,066,271	2,236,190,392	4,510,603,482
10. Death benefits	30,248,762	46,423,493	91,970,624
11. Matured endowments (excluding guaranteed annual pure endowments)	0		0
12. Annuity benefits	183,014,906	203,084,122	395,700,577
13. Disability benefits and benefits under accident and health contracts	1,121,300,922	1,040,544,860	2,139,656,720
14. Coupons, guaranteed annual pure endowments and similar benefits			0
15. Surrender benefits and withdrawals for life contracts	165,171,383	193,179,748	395,625,318
16. Group conversions	0		0
17. Interest and adjustments on contract or deposit-type contract funds	2,284,825	5,533,509	10,736,291
18. Payments on supplementary contracts with life contingencies	13,811,853	14,024,462	27,373,214
19. Increase in aggregate reserves for life and accident and health contracts	(336,748,644)	(149,925,412)	(365,098,744)
20. Totals (Lines 10 to 19)	1,179,084,007	1,352,864,782	2,695,964,000
21. Commissions on premiums, annuity considerations, and deposit-type contract funds (direct business only)	79,892,561	83,175,011	169,230,127
22. Commissions and expense allowances on reinsurance assumed	380,973,208	17,453,037	29,488,333
23. General insurance expenses and fraternal expenses	211,616,293	276,643,298	556,923,826
24. Insurance taxes, licenses and fees, excluding federal income taxes	28,592,088	35,091,309	65,245,414
25. Increase in loading on deferred and uncollected premiums	667,295	1,025,003	4,084,198
26. Net transfers to or (from) Separate Accounts net of reinsurance	(166,585)	(329,501)	(1,526,693)
27. Aggregate write-ins for deductions	(2,466,015)	0	0
28. Totals (Lines 20 to 27)	1,878,192,852	1,765,922,939	3,519,409,205
29. Net gain from operations before dividends to policyholders and federal income taxes (Line 9 minus Line 28)	269,873,419	470,267,453	991,194,277
30. Dividends to policyholders and refunds to members			0
31. Net gain from operations after dividends to policyholders, refunds to members and before federal income taxes (Line 29 minus Line 30)	269,873,419	470,267,453	991,194,277
32. Federal and foreign income taxes incurred (excluding tax on capital gains)	31,157,626	94,644,932	181,162,659
33. Net gain from operations after dividends to policyholders, refunds to members and federal income taxes and before realized capital gains or (losses) (Line 31 minus Line 32)	238,715,793	375,622,521	810,031,618
34. Net realized capital gains (losses) (excluding gains (losses) transferred to the IMR) less capital gains tax of \$ 11,101,610 (excluding taxes of \$ (2,235,819) transferred to the IMR)	(14,042,834)	40,929,310	18,775,440
35. Net income (Line 33 plus Line 34)	224,672,959	416,551,831	828,807,058
<b>CAPITAL AND SURPLUS ACCOUNT</b>			
36. Capital and surplus, December 31, prior year	2,937,134,087	2,122,985,203	2,122,985,203
37. Net income (Line 35)	224,672,959	416,551,831	828,807,058
38. Change in net unrealized capital gains (losses) less capital gains tax of \$ 16,163,716	(130,036,550)	105,231,570	143,449,882
39. Change in net unrealized foreign exchange capital gain (loss)	(9,765,647)	(1,663,074)	(5,112,056)
40. Change in net deferred income tax	(3,040,658)	16,793,961	24,101,613
41. Change in nonadmitted assets	(1,664,458)	(4,167,503)	47,879,721
42. Change in liability for reinsurance in unauthorized and certified companies			0
43. Change in reserve on account of change in valuation basis, (increase) or decrease			0
44. Change in asset valuation reserve	(32,311,659)	(104,896,252)	(218,269,834)
45. Change in treasury stock			0
46. Surplus (contributed to) withdrawn from Separate Accounts during period			
47. Other changes in surplus in Separate Accounts Statement			
48. Change in surplus notes			
49. Cumulative effect of changes in accounting principles			
50. Capital changes:			
50.1 Paid in			
50.2 Transferred from surplus (Stock Dividend)			
50.3 Transferred to surplus			
51. Surplus adjustment:			
51.1 Paid in	0	0	0
51.2 Transferred to capital (Stock Dividend)			
51.3 Transferred from capital			
51.4 Change in surplus as a result of reinsurance	(3,777,834)	(3,007,462)	(6,707,500)
52. Dividends to stockholders			
53. Aggregate write-ins for gains and losses in surplus	0	0	0
54. Net change in capital and surplus for the year (Lines 37 through 53)	44,076,153	424,843,071	814,148,884
55. Capital and surplus, as of statement date (Lines 36 + 54)	2,981,210,240	2,547,828,274	2,937,134,087
<b>DETAILS OF WRITE-INS</b>			
08.301. Miscellaneous income	443,899	291,522	615,608
08.302.		0	
08.303.			
08.398. Summary of remaining write-ins for Line 8.3 from overflow page	0	0	0
08.399. Totals (Lines 08.301 through 08.303 plus 08.398) (Line 8.3 above)	443,899	291,522	615,608
2701. IMR transfer	(2,466,015)		
2702.			
2703.			
2798. Summary of remaining write-ins for Line 27 from overflow page	0	0	0
2799. Totals (Lines 2701 through 2703 plus 2798)(Line 27 above)	(2,466,015)	0	0
5301.			
5302.			
5303.			
5398. Summary of remaining write-ins for Line 53 from overflow page	0	0	0
5399. Totals (Lines 5301 through 5303 plus 5398)(Line 53 above)	0	0	0

## STATEMENT AS OF JUNE 30, 2022 OF GENWORTH LIFE INSURANCE COMPANY

**CASH FLOW**

	1 Current Year To Date	2 Prior Year To Date	3 Prior Year Ended December 31
<b>Cash from Operations</b>			
1. Premiums collected net of reinsurance .....	1,156,265,730	1,190,889,697	2,390,036,659
2. Net investment income .....	943,433,776	1,005,583,351	1,873,535,340
3. Miscellaneous income .....	54,549,574	74,758,104	114,100,884
4. Total (Lines 1 to 3) .....	2,154,249,080	2,271,231,152	4,377,672,883
5. Benefit and loss related payments .....	1,481,691,369	1,504,370,431	3,003,575,733
6. Net transfers to Separate Accounts, Segregated Accounts and Protected Cell Accounts .....	(4,400)	(84,302)	(1,205,694)
7. Commissions, expenses paid and aggregate write-ins for deductions .....	323,654,217	395,296,886	781,998,948
8. Dividends paid to policyholders .....	0	0	0
9. Federal and foreign income taxes paid (recovered) net of \$ ..... tax on capital gains (losses) .....	88,724,299	73,134,201	199,608,907
10. Total (Lines 5 through 9) .....	1,894,065,485	1,972,717,216	3,983,977,894
11. Net cash from operations (Line 4 minus Line 10) .....	260,183,595	298,513,936	393,694,989
<b>Cash from Investments</b>			
12. Proceeds from investments sold, matured or repaid:			
12.1 Bonds .....	1,464,252,061	1,600,230,466	2,821,915,502
12.2 Stocks .....	3,533,220	14,703,133	15,922,990
12.3 Mortgage loans .....	153,628,055	228,995,281	483,586,149
12.4 Real estate .....	0	0	0
12.5 Other invested assets .....	70,542,160	74,446,262	145,477,272
12.6 Net gains or (losses) on cash, cash equivalents and short-term investments .....	0	0	0
12.7 Miscellaneous proceeds .....	5,943,510	85,851,293	114,888,112
12.8 Total investment proceeds (Lines 12.1 to 12.7) .....	1,697,899,006	2,004,226,435	3,581,790,025
13. Cost of investments acquired (long-term only):			
13.1 Bonds .....	843,794,625	1,404,556,139	2,509,960,330
13.2 Stocks .....	79,938,402	0	48,405,426
13.3 Mortgage loans .....	386,202,326	414,236,000	591,541,000
13.4 Real estate .....	0	0	0
13.5 Other invested assets .....	235,149,690	239,921,116	633,295,432
13.6 Miscellaneous applications .....	12,557,733	18,953,616	26,411,184
13.7 Total investments acquired (Lines 13.1 to 13.6) .....	1,557,642,776	2,077,666,871	3,809,613,372
14. Net increase (or decrease) in contract loans and premium notes .....	144,963,687	110,471,421	84,381,257
15. Net cash from investments (Line 12.8 minus Line 13.7 and Line 14) .....	(4,707,457)	(183,911,857)	(312,204,604)
<b>Cash from Financing and Miscellaneous Sources</b>			
16. Cash provided (applied):			
16.1 Surplus notes, capital notes .....	0	0	0
16.2 Capital and paid in surplus, less treasury stock .....	0	0	0
16.3 Borrowed funds .....	0	0	0
16.4 Net deposits on deposit-type contracts and other insurance liabilities .....	(43,039,202)	(95,666,633)	(144,258,448)
16.5 Dividends to stockholders .....	0	0	0
16.6 Other cash provided (applied) .....	(163,704,110)	(117,915,934)	(119,853,402)
17. Net cash from financing and miscellaneous sources (Line 16.1 through Line 16.4 minus Line 16.5 plus Line 16.6) .....	(206,743,312)	(213,582,567)	(264,111,850)
<b>RECONCILIATION OF CASH, CASH EQUIVALENTS AND SHORT-TERM INVESTMENTS</b>			
18. Net change in cash, cash equivalents and short-term investments (Line 11, plus Lines 15 and 17) .....	48,732,826	(98,980,488)	(182,621,465)
19. Cash, cash equivalents and short-term investments:			
19.1 Beginning of year .....	187,255,936	369,877,401	369,877,401
19.2 End of period (Line 18 plus Line 19.1) .....	235,988,762	270,896,913	187,255,936

Note: Supplemental disclosures of cash flow information for non-cash transactions:

20.0001. Securities exchange bond proceeds (Line 12.1) .....	(146,744,195)	(218,396,574)	(379,737,680)
20.0002. Securities exchange bonds acquired (Line 13.1) .....	(146,744,195)	(195,396,574)	(356,737,680)
20.0003. Securities exchange for surplus note acquired (Line 13.5) .....	0	(23,000,000)	(23,000,000)
20.0004. Bank loan conversions (Line 12.1) .....	(2,132,595)	(631,883)	(680,345)
20.0005. Bank loan conversions (Line 13.1) .....	(2,132,595)	(631,883)	(680,345)
20.0006. Interest capitalization (Line 2) .....	(8,526,627)	(9,757,059)	(18,898,175)
20.0007. Interest capitalization (Line 13.1) .....	(8,526,627)	(9,757,059)	(18,898,175)
20.0008. Return of capital (Line 12.5) .....	(351,670)	(2,406,866)	(2,826,570)
20.0009. Return of capital (Line 13.2) .....	(1,487,503)	(11,602,708)	(12,833,672)
20.0010. Return of capital (Line 2) .....	(1,135,833)	(9,195,842)	(10,007,101)

STATEMENT AS OF JUNE 30, 2022 OF GENWORTH LIFE INSURANCE COMPANY

Note: Supplemental disclosures of cash flow information for non-cash transactions:

20.0011. Reinsurance treaty non-cash transaction Fidelity recapture (Line 2) .....	(5,160,527)	0	0
20.0012. Reinsurance treaty non-cash transaction Fidelity recapture (Line 7) .....	(372,320,428)	0	0
20.0013. Reinsurance treaty non-cash transaction Fidelity recapture (Line 12.1) .....	(334,621,353)	0	0
20.0014. Reinsurance treaty non-cash transaction Fidelity recapture (Line 12.5) .....	(32,538,548)	0	0
20.0015. Transfer to surplus note (Line 12.1) .....	0	(152,110,223)	(152,110,223)
20.0016. Transfer from bonds (Line 13.5) .....	0	(152,110,223)	(152,110,223)
20.0017. Transfer to GLIC Real Estate Holding, LLC (Line 12.3) .....	0	0	(30,000,000)
20.0018. Transfer to GLIC Real Estate Holding, LLC (Line 13.5) .....	0	0	(30,000,000)

**EXHIBIT 1**

**DIRECT PREMIUMS AND DEPOSIT-TYPE CONTRACTS**

	1 Current Year To Date	2 Prior Year To Date	3 Prior Year Ended December 31
1. Industrial life .....			0
2. Ordinary life insurance .....	118,513,286	125,043,725	245,338,075
3. Ordinary individual annuities .....	820,201	1,218,825	2,732,131
4. Credit life (group and individual) .....			0
5. Group life insurance .....	6,608,236	6,807,104	7,890,094
6. Group annuities .....	828,520	343,044	1,164,722
7. A & H - group .....	147,062,417	148,316,623	295,060,485
8. A & H - credit (group and individual) .....			0
9. A & H - other .....	1,060,071,100	1,096,366,287	2,229,968,378
10. Aggregate of all other lines of business .....	0	0	0
11. Subtotal (Lines 1 through 10) .....	1,333,903,760	1,378,095,608	2,782,153,885
12. Fraternal (Fraternal Benefit Societies Only) .....			0
13. Subtotal (Lines 11 through 12) .....	1,333,903,760	1,378,095,608	2,782,153,885
14. Deposit-type contracts .....	0	0	0
15. Total (Lines 13 and 14)	1,333,903,760	1,378,095,608	2,782,153,885
DETAILS OF WRITE-INS			
1001. ....			
1002. ....			
1003. ....			
1098. Summary of remaining write-ins for Line 10 from overflow page .....	0	0	0
1099. Totals (Lines 1001 through 1003 plus 1098)(Line 10 above)	0	0	0

## NOTES TO THE FINANCIAL STATEMENTS

Note#	Description	Page
1	Summary of Significant Accounting Policies and Going Concern .....	7. 1
2	Accounting Changes and Corrections of Errors .....	7. 1
3	Business Combinations and Goodwill .....	7. 1
4	Discontinued Operations .....	7. 1
5	Investments .....	7. 1
6	Joint Ventures, Partnerships and Limited Liability Companies .....	7. 2
7	Investment Income .....	7. 2
8	Derivative Instruments .....	7. 2
9	Income Taxes .....	7. 3
10	Information Concerning Parent, Subsidiaries, Affiliates and Other Related Parties .....	7. 3
11	Debt .....	7. 3
12	Retirement Plans, Deferred Compensation, Postemployment Benefits and Compensated Absences and Other Postretirement Benefit Plans .....	7. 5
13	Capital and Surplus, Dividend Restrictions and Quasi-Reorganizations .....	7. 5
14	Liabilities, Contingencies and Assessments .....	7. 5
15	Leases .....	7. 6
16	Information About Financial Instruments With Off-Balance Sheet Risk And Financial Instruments With Concentrations of Credit Risk .....	7. 6
17	Sale, Transfer and Servicing of Financial Assets and Extinguishments of Liabilities .....	7. 6
18	Gain or Loss to the Reporting Entity from Uninsured Plans and the Uninsured Portion of Partially Insured Plans .....	7. 6
19	Direct Premium Written/Produced by Managing General Agents/Third Party Administrators .....	7. 6
20	Fair Value Measurements .....	7. 6
21	Other Items .....	7. 8
22	Events Subsequent .....	7. 9
23	Reinsurance .....	7. 9
24	Retrospectively Rated Contracts & Contracts Subject to Redetermination .....	7. 9
25	Change in Incurred Losses and Loss Adjustment Expenses .....	7. 9
26	Intercompany Pooling Arrangements .....	7. 9
27	Structured Settlements .....	7. 9
28	Health Care Receivables .....	7. 9
29	Participating Policies .....	7. 9
30	Premium Deficiency Reserves .....	7. 9
31	Reserves for Life Contracts and Annuity Contracts .....	7. 9
32	Analysis of Annuity Actuarial Reserves and Deposit Type Contract Liabilities by Withdrawal Characteristics .....	7. 9
33	Analysis of Life Actuarial Reserves by Withdrawal Characteristics .....	7. 10
34	Premiums and Annuity Considerations Deferred and Uncollected .....	7. 10
35	Separate Accounts .....	7. 10
36	Loss/Claim Adjustment Expenses .....	7. 10



## NOTES TO THE FINANCIAL STATEMENTS

### **Note 1 - Summary of Significant Accounting Policies and Going Concern**

#### A. Accounting Practices

The accompanying statutory financial statements of Genworth Life Insurance Company (the "Company") have been prepared on the basis of accounting practices prescribed or permitted by the State of Delaware Department of Insurance (the "Delaware Department").

The State of Delaware requires insurance companies domiciled in the state to prepare their statutory financial statements in accordance with the National Association of Insurance Commissioners' ("NAIC") Accounting Practices and Procedures Manual ("NAIC SAP") subject to any deviations prescribed or permitted by the Delaware Department.

A reconciliation of the Company's net income and capital and surplus between NAIC SAP and practices prescribed or permitted by the Delaware Department is shown below:

	SSAP #	F/S Page	F/S Line #	June 30, 2022	December 31, 2021
<b>NET INCOME</b>					
(1) Company state basis (Page 4, Line 35, Columns 1 & 3)	XXX	XXX	XXX	\$ 224,672,959	\$ 828,807,058
(2) State Prescribed Practices that are an increase/(decrease) from NAIC SAP:				—	—
(3) State Permitted Practices that are an increase/(decrease) from NAIC SAP:				—	—
(4) NAIC SAP (1-2-3=4)	XXX	XXX	XXX	<u>\$ 224,672,959</u>	<u>\$ 828,807,058</u>
<b>SURPLUS</b>					
(5) Company state basis (Page 3, Line 38, Columns 1 & 2)	XXX	XXX	XXX	\$ 2,981,210,240	\$ 2,937,134,087
(6) State Prescribed Practices that are an increase/(decrease) from NAIC SAP:				—	—
(7) State Permitted Practices that are an increase/(decrease) from NAIC SAP:				—	—
(8) NAIC SAP (5-6-7=8)	XXX	XXX	XXX	<u>\$ 2,981,210,240</u>	<u>\$ 2,937,134,087</u>

#### C. Accounting Policy

(6) Loan-backed bonds and structured securities ("LBaSS") other than non-agency residential mortgage-backed securities are stated at amortized cost using the scientific method except where the NAIC designation has fallen to 6 and the fair value has fallen below amortized cost, in which case they are carried at fair value. Amortization of LBaSS is based on prepayment assumptions that are updated at least annually. Significant changes of estimated cash flows from original purchase assumptions are accounted for using the retrospective adjustment method for all such securities except for securities for which the Company recorded other-than-temporary impairment ("OTTI") charges. For impaired securities, the Company stops amortization until the security begins performing as anticipated, at which time the Company applies the prospective methodology for amortization.

#### D. Going Concern

The Company's management does not have any doubts about the Company's ability to continue as a going concern within one year from the date the statutory financial statements were issued.

### **Note 2 - Accounting Changes and Corrections of Errors**

None

### **Note 3 - Business Combinations and Goodwill**

None

### **Note 4 - Discontinued Operations**

None

### **Note 5 - Investments**

#### D. Loan-Backed Securities

- (1) Prepayment assumptions for mortgage-backed/asset-backed structured securities were obtained from third-party providers, broker dealer research reports or internal estimates.
- (2) The Company had no loaned-backed securities with recognized OTTI where the Company had the intent to sell or does not have the intent and ability to retain the investment for a period of time sufficient to recover the amortized cost basis as of June 30, 2022.

## NOTES TO THE FINANCIAL STATEMENTS

(3) The following table presents information about loan-backed securities with recognized OTTI as of June 30, 2022:

Cusip	Book/adjusted carrying value amortized cost before current period OTTI	Present value of projected cash flows	Recognized OTTI	Amortized cost after OTTI	Fair value at time of OTTI	Date of financial statement where reported
12624QAE3	\$ 1,998,702	\$ —	\$ 1,998,702	\$ —	\$ 1,595,105	March 31, 2022
<b>Total for the quarter ended March 31, 2022</b>			<b>1,998,702</b>			
<b>Total</b>	<b>XXX</b>	<b>XXX</b>	<b>\$ 1,998,702</b>	<b>XXX</b>	<b>XXX</b>	

(4) All impaired securities (fair value is less than cost or amortized cost) for which an OTTI has not been recognized in earnings as a realized loss (including securities with a recognized OTTI for non-interest related declines when a non-recognized interest related impairment remains) as of June 30, 2022:

a. The aggregate amount of unrealized losses:

1. Less than 12 months	\$ 93,304,793
2. 12 months or longer	6,333,165

b. The aggregate related fair value of securities with unrealized losses:

1. Less than 12 months	\$ 1,514,589,954
2. 12 months or longer	61,956,831

(5) The Company regularly evaluates securities in an unrealized loss position for OTTI. For debt securities, the Company considers all available information relevant to the collectability of the security, including information about past events, current conditions, and reasonable and supportable forecasts, when developing the estimate of cash flows expected to be collected. More specifically for mortgage-backed and asset-backed securities, the Company also utilizes performance indicators of the underlying assets including defaults or delinquency rates, loans to collateral value ratio, third-party credit enhancements, current levels of subordination, vintage and other relevant characteristics of the security or underlying assets to develop the Company's estimate of cash flows. Estimating the cash flows expected to be collected is a quantitative and qualitative process that incorporates information received from third-party sources along with certain internal assumptions and judgments regarding the future performance of the underlying collateral. Where possible, this data is benchmarked against third-party sources.

E. Dollar Repurchase Agreements and/or Securities Lending Transactions

None

F. Repurchase Agreements Transactions Accounted for as Secured Borrowing

None

G. Reverse Repurchase Agreements Transactions Accounted for as Secured Borrowing

None

H. Repurchase Agreements Transactions Accounted for as a Sale

None

I. Reverse Repurchase Agreements Transactions Accounted for as a Sale

None

M. Working Capital Finance Investments

None

N. Offsetting and Netting of Assets and Liabilities

None

R. Reporting Entity's Share of Cash Pool by Asset Type

None

### **Note 6 - Joint Ventures, Partnerships and Limited Liability Companies**

No significant change.

### **Note 7 - Investment Income**

No significant change.

### **Note 8 - Derivative Instruments**

No significant change.

## NOTES TO THE FINANCIAL STATEMENTS

### Note 9 - Income Taxes

No significant change.

### Note 10 - Information Concerning Parent, Subsidiaries, Affiliates and Other Related Parties

None

### Note 11 - Debt

#### B. Federal Home Loan Bank ("FHLB") Agreements

(1) The Company is a member of the Federal Home Loan Bank of Pittsburgh ("FHLB Pittsburgh"). Through its membership, the Company had outstanding funding agreements with FHLB Pittsburgh in the amount of \$100,000,000 as of June 30, 2022, which related to total liabilities of \$100,133,693, of which \$133,693 was accrued interest. As of December 31, 2021, the amount of funding agreements issued to FHLB Pittsburgh was \$100,000,000 which related to total liabilities of \$100,025,702, of which \$25,702 was accrued interest. The Company uses these funds for liquidity management and asset-liability management in an investment spread strategy, consistent with its other investment spread programs. The Company records the funds under SSAP No. 52, *Deposit Type Contracts*, consistent with its accounting for other deposit type contracts. It is not part of the Company's strategy to utilize these funds for operations, and any funds obtained from the FHLB Pittsburgh for use in general operations would be accounted for under SSAP No. 15, *Debt and Holding Company Obligations*, as borrowed money. The Company currently has an internally calculated borrowing capacity of \$1.7 billion, which is lower than the stated limit from FHLB Pittsburgh.

#### (2) FHLB Capital Stock

The tables below indicate the amount of FHLB Pittsburgh stock purchased, collateral pledged, assets and liabilities related to the agreement with FHLB Pittsburgh as of June 30, 2022 and December 31, 2021.

##### a. Aggregate totals

###### 1. As of June 30, 2022:

Membership Stock	1 Total (2+3)	2 General account	3 Separate accounts
(a) Membership stock – Class A	\$ —	\$ —	\$ —
(b) Membership stock – Class B	5,101,400	5,101,400	—
(c) Activity stock	4,000,000	4,000,000	—
(d) Excess stock	—	—	—
(e) Aggregate total (a+b+c+d)	9,101,400	9,101,400	—
(f) Actual or estimated borrowing capacity as determined by the insurer	1,700,000,000	XXX	XXX

###### 2. As of December 31, 2021:

Membership Stock	1 Total (2+3)	2 General account	3 Separate accounts
(a) Membership stock – Class A	\$ —	\$ —	\$ —
(b) Membership stock – Class B	5,325,800	5,325,800	—
(c) Activity stock	4,000,000	4,000,000	—
(d) Excess stock	—	—	—
(e) Aggregate total (a+b+c+d)	9,325,800	9,325,800	—
(f) Actual or estimated borrowing capacity as determined by the insurer	1,900,000,000	XXX	XXX

##### b. Membership stock (Class A and B) eligible and not eligible for redemption as of June 30, 2022:

Membership stock	1 Current year total (2+3+4+5+6)	2 Not eligible for redemption	Eligible for redemption			
			3 Less than 6 months	4 6 months to less than 1 year	5 1 to less than 3 years	6 3 to 5 years
1. Class A	\$ —	\$ —	\$ —	\$ —	\$ —	\$ —
2. Class B	5,101,400	5,101,400	—	—	—	—

## NOTES TO THE FINANCIAL STATEMENTS

## (3) Collateral Pledged to FHLB

## a. Amount pledged as of June 30, 2022 and December 31, 2021:

	Fair value	Carrying value	Aggregate total borrowing
1. Current year total general and separate accounts total collateral pledged (Lines 2+3)	\$ 262,250,949	\$ 245,625,337	\$ 100,000,000
2. Current year general account total collateral pledged	262,250,949	245,625,337	100,000,000
3. Current year separate accounts total collateral pledged	—	—	—
4. Prior year-end total general and separate accounts total collateral pledged	387,058,665	319,620,360	100,000,000

## b. Maximum amount pledged during reporting period ending June 30, 2022 and December 31, 2021:

	Fair value	Carrying value	Amount borrowed at time of maximum collateral
1. Current year total general and separate accounts maximum collateral pledged (Lines 2+3)	\$ 382,613,808	\$ 319,616,746	\$ 100,000,000
2. Current year general account maximum collateral pledged	382,613,808	319,616,746	100,000,000
3. Current year separate accounts maximum collateral pledged	—	—	—
4. Prior year-end total general and separate accounts maximum collateral pledged	722,627,688	576,597,934	150,000,000

## (4) Borrowing from FHLB

## a. Amount as of the reporting date

## 1. As of June 30, 2022:

	1 Total (2+3)	2 General account	3 Separate accounts	4 Funding agreements reserves established
(a) Debt	\$ —	\$ —	\$ —	XXX
(b) Funding agreements	100,000,000	100,000,000	—	\$ 100,133,693
(c) Other	—	—	—	XXX
<b>(d) Aggregate total (a+b+c)</b>	<b>\$ 100,000,000</b>	<b>\$ 100,000,000</b>	<b>\$ —</b>	<b>\$ 100,133,693</b>

## 2. As of December 31, 2021:

	1 Total (2+3)	2 General account	3 Separate accounts	4 Funding agreements reserves established
(a) Debt	\$ —	\$ —	\$ —	XXX
(b) Funding agreements	100,000,000	100,000,000	—	\$ 100,025,702
(c) Other	—	—	—	XXX
<b>(d) Aggregate total (a+b+c)</b>	<b>\$ 100,000,000</b>	<b>\$ 100,000,000</b>	<b>\$ —</b>	<b>\$ 100,025,702</b>

## b. Maximum amount during the reporting period ending June 30, 2022:

	1 Total (2+3)	2 General account	3 Separate accounts
1. Debt	\$ —	\$ —	\$ —
2. Funding agreements	100,000,000	100,000,000	—
3. Other	—	—	—
<b>4. Aggregate total (Lines 1+2+3)</b>	<b>\$ 100,000,000</b>	<b>\$ 100,000,000</b>	<b>\$ —</b>

## c. FHLB – Prepayment obligations

	Does the company have prepayment obligations under the following arrangements (YES/NO)?
1. Debt	NO
2. Funding agreements	NO
3. Other	NO

## NOTES TO THE FINANCIAL STATEMENTS

### **Note 12 - Retirement Plans, Deferred Compensation, Postemployment Benefits and Compensated Absences and Other Postretirement Benefit Plans**

The Company has no employees; however, it is allocated costs for services provided by employees of affiliated companies.

#### A. Defined Benefit Plan

The Company does not have any employees.

### **Note 13 - Capital and Surplus, Dividend Restrictions and Quasi-Reorganizations**

No significant change.

### **Note 14 - Liabilities, Contingencies and Assessments**

On August 11, 2021, the Company and Genworth Life Insurance Company of New York (“GLICNY”) received a request for pre-suit mediation related to a potential class action lawsuit that may be brought by five long-term care insurance (“LTC”) policyholders, seeking to represent a nationwide class alleging that the defendants made misleading and inadequate disclosures regarding premium increases for LTC policies. The draft complaint asserts claims for breach of contract, conversion, and declaratory and injunctive relief, and seeks damages in excess of \$5,000,000. The Company and GLICNY participated in pre-suit mediation in November 2021 and January 2022. On January 15, 2022, the parties reached an agreement in principle to settle the dispute on a nationwide basis, subject to the negotiation and execution of a final settlement agreement, and Court approval thereof. On January 28, 2022, the complaint was filed in the United States District Court for the Eastern District of Virginia captioned *Fred Haney, Marsha Merrill, Sylvia Swanson, and Alan Wooten, individually, and on behalf of all others similarly situated v. Genworth Life Insurance Company and Genworth Life Insurance Company of New York*. The parties executed a settlement agreement consistent with the agreement in principle signed on January 15, 2022. On May 2, 2022, the Court preliminarily approved the settlement. The final approval hearing is scheduled for November 17, 2022. If the Court approves the settlement, the Company and GLICNY would expect an overall net favorable impact on their results of operations. If the Court does not approve the final settlement, the Company and GLICNY intend to continue to vigorously defend this action.

In January 2021, the Company and GLICNY were named as defendants in a putative class action lawsuit pending in the United States District Court for the Eastern District of Virginia captioned *Judy Halcom, Hugh Penson, Harold Cherry, and Richard Landino, individually, and on behalf of all others similarly situated v. Genworth Life Insurance Company and Genworth Life Insurance Company of New York*. Plaintiffs seek to represent LTC policyholders, alleging that the defendants made misleading and inadequate disclosures regarding premium increases for LTC policies. The complaint asserts claims for breach of contract, conversion, and declaratory and injunctive relief, and seeks damages in excess of \$5,000,000. The trial was scheduled to commence on June 1, 2022. On June 18, 2021, following two days of mediation, the parties reached an agreement in principle to settle this matter on a nationwide basis and signed the settlement agreement on August 23, 2021. On August 31, 2021, the Court preliminarily approved the settlement. The final approval hearing occurred on February 9, 2022, and on June 29, 2022, the Court issued its final approval of the settlement, which became final on July 29, 2022, when the appeals period expired and no appeal was filed. The Company and GLICNY expect to begin implementation of this settlement in the third quarter of 2022, but given the 90-day policyholder election window, the Company and GLICNY anticipate financial impacts will not begin until the fourth quarter of 2022. Moreover, because the election mailings occur on the policyholder’s anniversary date, the majority of the impacts will be in 2023. Based on the Court’s final approval of the settlement, the Company and GLICNY anticipate a net positive benefit to earnings from the settlement of this case.

In September 2018, Genworth Financial, Genworth Holdings, Genworth North America Corporation (“GNA”), Genworth Financial International Holdings, LLC (“GFIH”), and the Company (collectively, “Genworth”) were named as defendants in a putative class action lawsuit pending in the Court of Chancery of the State of Delaware captioned *Richard F. Burkhart, William E. Kelly, Richard S. Lavery, Thomas R. Pratt, Gerald Green, individually and on behalf of all other persons similarly situated v. Genworth et al.* Plaintiffs allege that the Company paid dividends to its parent and engaged in certain reinsurance transactions causing it to maintain inadequate capital capable of meeting its obligations to its policyholders and agents. The complaint alleges causes of action for intentional fraudulent transfer and constructive fraudulent transfer, and seeks injunctive relief. Genworth moved to dismiss this action in December 2018. On January 29, 2019, plaintiffs exercised their right to amend their complaint. On March 12, 2019, Genworth moved to dismiss plaintiffs’ amended complaint. On April 26, 2019, plaintiffs filed a memorandum in opposition to Genworth’s motion to dismiss, which Genworth replied to on June 14, 2019. On August 7, 2019, plaintiffs filed a motion seeking to prevent proceeds that GFIH expected to receive from the then planned sale of its shares in Genworth MI Canada Inc. (“Genworth Canada”) from being transferred out of GFIH. On September 11, 2019, plaintiffs filed a renewed motion seeking the same relief as their August 7, 2019 motion with an exception that allowed GFIH to transfer \$450,000,000 of expected proceeds from the sale of Genworth Canada through a dividend to Genworth Holdings to allow the pay off of a senior secured term loan facility dated March 7, 2018 among Genworth Holdings as the borrower, GFIH as the limited guarantor and the lending parties thereto. Oral arguments on Genworth’s motion to dismiss and plaintiffs’ motion occurred on October 21, 2019, and plaintiffs’ motion was denied. On January 31, 2020, the Court granted in part Genworth’s motion to dismiss, dismissing claims relating to \$395,000,000 in dividends the Company paid to its parent from 2012 to 2014 (out of the \$410,000,000 in total dividends subject to plaintiffs’ claims). The Court denied the balance of the motion to dismiss leaving a claim relating to \$15,000,000 in dividends and unquantified claims relating to the 2016 termination of a reinsurance transaction. On March 27, 2020, Genworth filed its answer to plaintiffs’ amended complaint. On May 26, 2021, the plaintiffs filed a second amended and supplemental class action complaint adding additional factual allegations and three new causes of action. On July 26, 2021, Genworth moved to dismiss the three new causes of action and answered the balance of the second amended and supplemental class action complaint. Plaintiffs filed an opposition to Genworth’s motion to dismiss on September 30, 2021. The Court heard oral arguments on the motion on December 7, 2021, and ordered each party to file supplemental submissions, which were filed on January 28, 2022. On May 10, 2022, the Court granted Genworth’s motion to dismiss the three new causes of action. On January 27, 2022, plaintiffs filed a motion for a preliminary injunction seeking to enjoin GFIH from transferring any assets to any affiliate, including paying any dividends to Genworth Holdings and to enjoin Genworth Holdings and Genworth Financial from transferring or distributing any value to Genworth Financial’s shareholders. On June 2, 2022,

## **NOTES TO THE FINANCIAL STATEMENTS**

---

plaintiffs withdrew their motion for a preliminary injunction. Genworth intends to continue to vigorously defend this action.

### **Note 15 - Leases**

No change.

### **Note 16 - Information About Financial Instruments With Off-Balance Sheet Risk And Financial Instruments With Concentrations of Credit Risk**

No significant change.

### **Note 17 - Sale, Transfer and Servicing of Financial Assets and Extinguishments of Liabilities**

#### B. Transfer and Servicing of Financial Assets

(2) – (3) None

(4) The Company did not have any securitizations, asset-based financing arrangements or similar transfers during the reporting period.

For retained interests held in the form of securities, the underlying assets that are held by the securitization trust have a principal amount outstanding of \$25,282,414 as of June 30, 2022 and include commercial mortgage loans that were originated by the Company. All of these commercial mortgage loans were derecognized upon transfer to the securitization entity in a prior period. The carrying value and fair value of the Company's retained interest in these assets transferred were \$18,607,838 and \$21,752,400, respectively, as of June 30, 2022. The fair value of these retained interests are developed primarily using Level 2 inputs based on observable market prices for similar instruments. The risks associated with the Company's retained interest include losses due to default and prepayment on the underlying commercial mortgage loans. The Company's maximum exposure to loss is represented by its carrying value of these retained interests, as there are no other implicit or explicit guarantees associated with the Company's on-going interest in these securitized assets.

#### C. Wash Sales

None

### **Note 18 - Gain or Loss to the Reporting Entity from Uninsured Plans and the Uninsured Portion of Partially Insured Plans**

No significant change.

### **Note 19 - Direct Premium Written/Produced by Managing General Agents/Third Party Administrators**

No significant change.

### **Note 20 - Fair Value Measurements**

All assets and liabilities carried at fair value are classified and disclosed in one of the following three categories:

- Level 1—Quoted prices for identical instruments in active markets.
- Level 2—Quoted prices for similar instruments in active markets; quoted prices for identical or similar instruments in markets that are not active; and model-derived valuations whose inputs are observable or whose significant value drivers are observable.
- Level 3—Instruments whose significant value drivers are unobservable.

Refer to No. 4 below for discussion of valuation techniques.

## NOTES TO THE FINANCIAL STATEMENTS

### A. Fair Value Classifications

a. The following table sets forth the Company's assets and liabilities that were measured at fair value as of June 30, 2022:

Description for each class of asset or liability	Level 1	Level 2	Level 3	Net asset value (NAV)	Total
a. Assets at fair value					
Bonds					
Commercial mortgage-backed	\$ —	\$ 1,323,309	\$ —	\$ —	\$ 1,323,309
Bank loans	—	—	9,541,294	—	9,541,294
Total bonds	—	1,323,309	9,541,294	—	10,864,603
Preferred stock					
Industrial and miscellaneous	19,272,000	29,577,890	—	—	48,849,890
Total preferred stock	19,272,000	29,577,890	—	—	48,849,890
Common stock					
Industrial and miscellaneous	110,986,684	—	16,331,920	—	127,318,604
Total common stock	110,986,684	—	16,331,920	—	127,318,604
Cash equivalents					
Money market mutual funds	304,810,559	—	—	—	304,810,559
Total cash equivalents	304,810,559	—	—	—	304,810,559
Separate account assets	3,819,802	—	—	—	3,819,802
<b>Total assets at fair value/NAV</b>	<b>\$ 438,889,045</b>	<b>\$ 30,901,199</b>	<b>\$ 25,873,214</b>	<b>\$ —</b>	<b>\$ 495,663,458</b>

The following table sets forth the Company's assets and liabilities that were measured at fair value as of December 31, 2021:

Description for each class of asset or liability	Level 1	Level 2	Level 3	Net asset value (NAV)	Total
a. Assets at fair value					
Bonds					
Bank loans	\$ —	\$ —	\$ 13,475,614	\$ —	\$ 13,475,614
Total bonds	—	—	13,475,614	—	13,475,614
Preferred stock					
Industrial and miscellaneous	21,064,000	36,758,800	—	—	57,822,800
Total preferred stock	21,064,000	36,758,800	—	—	57,822,800
Common stock					
Industrial and miscellaneous	50,453,617	—	16,556,320	—	67,009,937
Total common stock	50,453,617	—	16,556,320	—	67,009,937
Cash equivalents					
Money market mutual funds	271,731,543	—	—	—	271,731,543
Total cash equivalents	271,731,543	—	—	—	271,731,543
Separate account assets	4,987,023	—	—	—	4,987,023
<b>Total assets at fair value/NAV</b>	<b>\$ 348,236,183</b>	<b>\$ 36,758,800</b>	<b>\$ 30,031,934</b>	<b>\$ —</b>	<b>\$ 415,026,917</b>

### 2. Level 3 Classifications

The following table presents additional information about assets and liabilities measured at fair value for which the Company has utilized significant unobservable (Level 3) inputs to determine fair value as of June 30, 2022:

Description	Beginning balance as of April 1, 2022	Transfers into Level 3	Transfers out of Level 3	Total gains and (losses) included in net income	Total gains and (losses) included in surplus	Purchases	Issuances	Sales	Settlements	Ending balance as of June 30, 2022
<b>Assets:</b>										
Bank loans	\$ 13,066,354	\$ 3,049,760	\$ (5,111,799)	\$ (157,146)	\$ (1,437,316)	\$ 144,082	\$ —	\$ —	\$ (12,641)	\$ 9,541,294
Common stock	16,556,320	—	—	—	—	—	—	(224,400)	—	16,331,920
<b>Total Assets</b>	<b>\$ 29,622,674</b>	<b>\$ 3,049,760</b>	<b>\$ (5,111,799)</b>	<b>\$ (157,146)</b>	<b>\$ (1,437,316)</b>	<b>\$ 144,082</b>	<b>\$ —</b>	<b>\$ (224,400)</b>	<b>\$ (12,641)</b>	<b>\$ 25,873,214</b>

The following table presents additional information about assets and liabilities measured at fair value for which the Company has utilized significant unobservable (Level 3) inputs to determine fair value as of December 31, 2021:

Description	Beginning balance as of January 1, 2021	Transfers into Level 3	Transfers out of Level 3	Total gains and (losses) included in net income	Total gains and (losses) included in surplus	Purchases	Issuances	Sales	Settlements	Ending balance as of December 31, 2021
<b>Assets:</b>										
Bank loans	\$ —	\$ 13,475,614	\$ —	\$ —	\$ —	\$ —	\$ —	\$ —	\$ —	\$ 13,475,614
Common stock	20,490,520	—	—	—	—	—	—	(3,934,200)	—	16,556,320
<b>Total Assets</b>	<b>\$ 20,490,520</b>	<b>\$ 13,475,614</b>	<b>\$ —</b>	<b>\$ —</b>	<b>\$ —</b>	<b>\$ —</b>	<b>\$ —</b>	<b>\$ (3,934,200)</b>	<b>\$ —</b>	<b>\$ 30,031,934</b>

Realized and unrealized gains (losses) on Level 3 assets and liabilities are primarily reported in either net income or change in net unrealized capital gains (losses) based on the appropriate accounting treatment for the instrument.

Purchases, sales, issuances and settlements represent the activity that occurred during the period that results in a change of the asset or liability but does not represent changes in fair value for the instruments held at the beginning of the year. Such activity primarily consists of purchases and settlements of derivative instruments.

## NOTES TO THE FINANCIAL STATEMENTS

There were no gains or losses for the year included in net income attributable to unrealized gains (losses) related to assets still held as of the reporting date.

### 3. Transfers Between Levels

The Company reviews the fair value hierarchy classifications each reporting period. Changes in the observability of the valuation attributes may result in a reclassification of certain financial assets or liabilities. Such reclassifications are reported as transfers in and out of Level 3 at the beginning fair value for the reporting period.

### 4. Valuation Techniques and Inputs

The vast majority of long-term bonds use Level 2 inputs for the determination of fair value. These fair values are obtained primarily from industry-standard pricing methodologies based on market observable information. Certain structured securities valued using industry-standard pricing methodologies utilize significant unobservable inputs to estimate fair value, resulting in the fair value measurements being classified as Level 3. The Company also utilizes internally developed pricing models to produce estimates of fair value primarily utilizing Level 2 inputs along with certain Level 3 inputs. The internally developed models include matrix pricing where the Company discounts expected cash flows utilizing market interest rates obtained from market sources based on the credit quality and duration of the instrument to determine fair value. For securities that may not be reliably priced using internally developed pricing models, fair value is estimated using indicative market prices. These prices are indicative of an exit price, but the assumptions used to establish the fair value may not be observable, or corroborated by market observable information, and represent Level 3 inputs.

The valuation of interest rate swaps is determined using an income approach. The primary input into the valuation represents the forward interest rate swap curve, which is generally considered an observable input, and results in the derivative being classified as Level 2.

The valuation of cross currency swaps is determined using an income approach. The primary inputs into the valuation represent the forward interest rate swap curve and foreign currency exchange rates, both of which are considered an observable input, and results in the derivative being classified as Level 2.

The fair value of the majority of separate account assets is based on the quoted prices of the underlying fund investments and, therefore represents Level 1 pricing. The remaining separate account assets represent Level 2 pricing, as defined above.

### C. Aggregate Fair Value of All Financial Instruments

The following table sets forth the Company's financial instruments fair values, admitted amounts and level of fair value amounts as of June 30, 2022:

Type of financial instrument	Aggregate fair value	Admitted assets	Level 1	Level 2	Level 3	Net asset (NAV)	Not practicable (Carrying value)
Bonds	\$ 28,839,196,198	\$ 29,780,412,103	\$ —	\$ 26,473,796,416	\$ 2,365,399,782	\$ —	\$ —
Preferred and common stocks	176,168,494	176,168,494	130,258,684	29,577,890	16,331,920	—	—
Mortgage loans	4,446,833,663	4,730,144,475	—	—	4,446,833,663	—	—
Other invested assets	334,160,499	340,832,901	—	334,160,499	—	—	—
Cash equivalents	304,810,559	304,810,559	304,810,559	—	—	—	—
Separate account assets	8,349,377	8,300,526	6,113,724	2,235,653	—	—	—
Derivative assets	15,583,336	8,026,840	—	15,583,336	—	—	—
Derivative liabilities	265,597,812	—	—	265,597,812	—	—	—

The following table sets forth the Company's financial instruments fair values, admitted amounts and level of fair value amounts as of December 31, 2021:

Type of financial instrument	Aggregate fair value	Admitted assets	Level 1	Level 2	Level 3	Net asset (NAV)	Not practicable (Carrying value)
Bonds	\$ 35,740,420,487	\$ 30,682,614,797	\$ —	\$ 33,145,530,551	\$ 2,594,889,936	\$ —	\$ —
Preferred and common stocks	124,832,737	124,832,737	71,517,617	36,758,800	16,556,320	—	—
Mortgage loans	4,738,213,453	4,497,570,204	—	—	4,738,213,453	—	—
Other invested assets	460,150,223	373,597,744	—	460,150,223	—	—	—
Cash equivalents	271,731,543	271,731,543	271,731,543	—	—	—	—
Separate account assets	9,457,071	9,299,468	7,100,648	2,356,423	—	—	—
Derivative assets	268,218,662	284,900	—	268,218,662	—	—	—
Derivative liabilities	1,108,154	—	—	1,108,154	—	—	—

D. None

E. None

### Note 21 - Other Items

No significant change.



## **NOTES TO THE FINANCIAL STATEMENTS**

### **Note 22 - Events Subsequent**

There were no material events that occurred subsequent to June 30, 2022. Subsequent events have been considered through August 12, 2022, the date on which the statutory financial statements were issued.

### **Note 23 - Reinsurance**

Effective April 1, 2022, Fidelity Investments Life Insurance Company ("Fidelity") recaptured a block of single premium immediate annuity contracts previously assumed by the Company with reserves of \$381,767,003 as of March 31, 2022. Pursuant to the recapture agreement, the Company transferred bonds of \$426,979,908, accrued interest of \$5,160,527 and cash of \$6,713,115 to Fidelity. The Company recognized a \$60,213,190 gain on the transfer of bonds and transferred its remaining interest maintenance reserve liability of \$2,466,015 to Fidelity. Additionally, the Company received \$9,000,000 in cash as consideration of Fidelity's recapture, resulting in a pre-tax gain of \$14,592,658.

### **Note 24 - Retrospectively Rated Contracts & Contracts Subject to Redetermination**

E. Risk Sharing Provisions of the Affordable Care Act

None

### **Note 25 - Change in Incurred Losses and Loss Adjustment Expenses**

A. Reserves as of December 31, 2021, were \$8,225,511,260 for the Company's accident and health insurance line of business. As of June 30, 2022, \$1,037,217,588 has been paid for incurred claims and claim adjustment expenses attributable to insured events of prior years. Reserves remaining for prior years are now \$6,980,934,035 as of June 30, 2022. Therefore, there has been \$207,359,637 of favorable prior year development from December 31, 2021 to June 30, 2022.

The net interest accumulated on reserves less claims and expenses attributable to insured events of prior years was \$115,603,537. Therefore, there has been \$322,963,174 of favorable prior year development from December 31, 2021 to June 30, 2022, primarily related to favorable claim terminations mostly attributable to higher mortality, favorable development on prior year LTC incurred but not reported claims and favorable experience on LTC pending claims that did not become an active claim. Additionally, there were adjustments to claim and claim adjustment expense reserves and incurred but not reported reserves as described below.

As of June 30, 2022, the Company did not have any retrospectively rated policies.

B. The Company regularly reviews its methodologies and assumptions in light of emerging experience and may be required to make adjustments to its LTC claim reserves in the future. The claim reserves are reviewed quarterly, and the Company conducts a detailed review of its claim reserve assumptions for its LTC business annually.

During 2022, the Company did not make any significant changes in assumptions or methodologies used to calculate its LTC claim and claim adjustment expense reserves, other than adjustments to claim and claim adjustment expense reserves and incurred but not reported reserves as described below.

COVID-19 significantly increased mortality on the Company's most vulnerable claimants and temporarily decreased the number of new claims submitted. To account for this change in experience due to COVID-19, the Company increased claim and claim adjustment expense reserves by \$134,060,460 and incurred but not reported reserves by \$69,886,097 as of December 31, 2021. During the first half of 2022, as the impacts of COVID-19 lessened, the Company reduced the incremental claim and claim adjustment expense reserves by \$23,334,906 and the incremental incurred but not reported reserves by \$25,952,858.

### **Note 26 - Intercompany Pooling Arrangements**

None

### **Note 27 - Structured Settlements**

None

### **Note 28 - Health Care Receivables**

None

### **Note 29 - Participating Policies**

None

### **Note 30 - Premium Deficiency Reserves**

None

### **Note 31 - Reserves for Life Contracts and Annuity Contracts**

No significant change.

### **Note 32 - Analysis of Annuity Actuarial Reserves and Deposit Type Contract Liabilities by Withdrawal Characteristics**

No significant change.

## **NOTES TO THE FINANCIAL STATEMENTS**

---

**Note 33 - Analysis of Life Actuarial Reserves by Withdrawal Characteristics**

No significant change.

**Note 34 - Premiums and Annuity Considerations Deferred and Uncollected**

No significant change.

**Note 35 - Separate Accounts**

No significant change.

**Note 36 - Loss/Claim Adjustment Expenses**

No significant change.

STATEMENT AS OF JUNE 30, 2022 OF GENWORTH LIFE INSURANCE COMPANY  
**GENERAL INTERROGATORIES**

**PART 1 - COMMON INTERROGATORIES**

**GENERAL**

- 1.1 Did the reporting entity experience any material transactions requiring the filing of Disclosure of Material Transactions with the State of Domicile, as required by the Model Act? ..... Yes [ ] No [ X ]
- 1.2 If yes, has the report been filed with the domiciliary state? ..... Yes [ ] No [ ]
- 2.1 Has any change been made during the year of this statement in the charter, by-laws, articles of incorporation, or deed of settlement of the reporting entity? ..... Yes [ ] No [ X ]
- 2.2 If yes, date of change: .....
- 3.1 Is the reporting entity a member of an Insurance Holding Company System consisting of two or more affiliated persons, one or more of which is an insurer? ..... Yes [ X ] No [ ]  
 If yes, complete Schedule Y, Parts 1 and 1A.
- 3.2 Have there been any substantial changes in the organizational chart since the prior quarter end? ..... Yes [ ] No [ X ]
- 3.3 If the response to 3.2 is yes, provide a brief description of those changes.
- 3.4 Is the reporting entity publicly traded or a member of a publicly traded group? ..... Yes [ X ] No [ ]
- 3.5 If the response to 3.4 is yes, provide the CIK (Central Index Key) code issued by the SEC for the entity/group. .... 0001276520
- 4.1 Has the reporting entity been a party to a merger or consolidation during the period covered by this statement? ..... Yes [ ] No [ X ]
- 4.2 If yes, provide the name of the entity, NAIC Company Code, and state of domicile (use two letter state abbreviation) for any entity that has ceased to exist as a result of the merger or consolidation.

1 Name of Entity	2 NAIC Company Code	3 State of Domicile
N/A .....		

5. If the reporting entity is subject to a management agreement, including third-party administrator(s), managing general agent(s), attorney-in-fact, or similar agreement, have there been any significant changes regarding the terms of the agreement or principals involved? ..... Yes [ ] No [ ] N/A [ X ]  
 If yes, attach an explanation.
- 6.1 State as of what date the latest financial examination of the reporting entity was made or is being made. .... 12/31/2018
- 6.2 State the as of date that the latest financial examination report became available from either the state of domicile or the reporting entity. This date should be the date of the examined balance sheet and not the date the report was completed or released. .... 12/31/2018
- 6.3 State as of what date the latest financial examination report became available to other states or the public from either the state of domicile or the reporting entity. This is the release date or completion date of the examination report and not the date of the examination (balance sheet date). .... 06/11/2020
- 6.4 By what department or departments?  
 Delaware
- 6.5 Have all financial statement adjustments within the latest financial examination report been accounted for in a subsequent financial statement filed with Departments? ..... Yes [ X ] No [ ] N/A [ ]
- 6.6 Have all of the recommendations within the latest financial examination report been complied with? ..... Yes [ X ] No [ ] N/A [ ]
- 7.1 Has this reporting entity had any Certificates of Authority, licenses or registrations (including corporate registration, if applicable) suspended or revoked by any governmental entity during the reporting period? ..... Yes [ ] No [ X ]
- 7.2 If yes, give full information:  
 N/A
- 8.1 Is the company a subsidiary of a bank holding company regulated by the Federal Reserve Board? ..... Yes [ ] No [ X ]
- 8.2 If response to 8.1 is yes, please identify the name of the bank holding company.  
 N/A
- 8.3 Is the company affiliated with one or more banks, thrifts or securities firms? ..... Yes [ X ] No [ ]
- 8.4 If response to 8.3 is yes, please provide below the names and location (city and state of the main office) of any affiliates regulated by a federal regulatory services agency [i.e. the Federal Reserve Board (FRB), the Office of the Comptroller of the Currency (OCC), the Federal Deposit Insurance Corporation (FDIC) and the Securities Exchange Commission (SEC)] and identify the affiliate's primary federal regulator.

1 Affiliate Name	2 Location (City, State)	3 FRB	4 OCC	5 FDIC	6 SEC
Capital Brokerage Corporation .....	Richmond, VA .....				YES

STATEMENT AS OF JUNE 30, 2022 OF GENWORTH LIFE INSURANCE COMPANY

**GENERAL INTERROGATORIES**

- 9.1 Are the senior officers (principal executive officer, principal financial officer, principal accounting officer or controller, or persons performing similar functions) of the reporting entity subject to a code of ethics, which includes the following standards? ..... Yes [ X ] No [ ]
- (a) Honest and ethical conduct, including the ethical handling of actual or apparent conflicts of interest between personal and professional relationships;
- (b) Full, fair, accurate, timely and understandable disclosure in the periodic reports required to be filed by the reporting entity;
- (c) Compliance with applicable governmental laws, rules and regulations;
- (d) The prompt internal reporting of violations to an appropriate person or persons identified in the code; and
- (e) Accountability for adherence to the code.
- 9.11 If the response to 9.1 is No, please explain:  
N/A
- 9.2 Has the code of ethics for senior managers been amended? ..... Yes [ ] No [ X ]
- 9.21 If the response to 9.2 is Yes, provide information related to amendment(s).  
N/A
- 9.3 Have any provisions of the code of ethics been waived for any of the specified officers? ..... Yes [ ] No [ X ]
- 9.31 If the response to 9.3 is Yes, provide the nature of any waiver(s).  
N/A

**FINANCIAL**

- 10.1 Does the reporting entity report any amounts due from parent, subsidiaries or affiliates on Page 2 of this statement? ..... Yes [ X ] No [ ]
- 10.2 If yes, indicate any amounts receivable from parent included in the Page 2 amount: ..... \$ .....0

**INVESTMENT**

- 11.1 Were any of the stocks, bonds, or other assets of the reporting entity loaned, placed under option agreement, or otherwise made available for use by another person? (Exclude securities under securities lending agreements.) ..... Yes [ ] No [ X ]
- 11.2 If yes, give full and complete information relating thereto:  
N/A
12. Amount of real estate and mortgages held in other invested assets in Schedule BA: ..... \$ .....125,600,249
13. Amount of real estate and mortgages held in short-term investments: ..... \$ .....0
- 14.1 Does the reporting entity have any investments in parent, subsidiaries and affiliates? ..... Yes [ X ] No [ ]
- 14.2 If yes, please complete the following:
- |   | 1<br>Prior Year-End<br>Book/Adjusted<br>Carrying Value | 2<br>Current Quarter<br>Book/Adjusted<br>Carrying Value |
|---|--|---|
| 14.21 Bonds .....   | \$ .....0  | \$ .....0   |
| 14.22 Preferred Stock .....   | \$ .....0  | \$ .....0   |
| 14.23 Common Stock .....  | \$ .....1,011,453,356                                  | \$ .....810,844,793                                     |
| 14.24 Short-Term Investments .....  | \$ .....0  | \$ .....0   |
| 14.25 Mortgage Loans on Real Estate .....   | \$ .....0  | \$ .....0   |
| 14.26 All Other .....   | \$ .....29,349,558                                     | \$ .....31,686,020                                      |
| 14.27 Total Investment in Parent, Subsidiaries and Affiliates (Subtotal Lines 14.21 to 14.26) ..... | \$ .....1,040,802,914                                  | \$ .....842,530,813                                     |
| 14.28 Total Investment in Parent included in Lines 14.21 to 14.26 above .....                       | \$ .....   | \$ .....  |
- 15.1 Has the reporting entity entered into any hedging transactions reported on Schedule DB? ..... Yes [ X ] No [ ]
- 15.2 If yes, has a comprehensive description of the hedging program been made available to the domiciliary state? ..... Yes [ X ] No [ ] N/A [ ]  
If no, attach a description with this statement.
16. For the reporting entity's security lending program, state the amount of the following as of the current statement date:
- 16.1 Total fair value of reinvested collateral assets reported on Schedule DL, Parts 1 and 2 ..... \$ .....0
- 16.2 Total book adjusted/carrying value of reinvested collateral assets reported on Schedule DL, Parts 1 and 2 ..... \$ .....0
- 16.3 Total payable for securities lending reported on the liability page. .... \$ .....0

**STATEMENT AS OF JUNE 30, 2022 OF GENWORTH LIFE INSURANCE COMPANY**  
**GENERAL INTERROGATORIES**

17. Excluding items in Schedule E - Part 3 - Special Deposits, real estate, mortgage loans and investments held physically in the reporting entity's offices, vaults or safety deposit boxes, were all stocks, bonds and other securities, owned throughout the current year held pursuant to a custodial agreement with a qualified bank or trust company in accordance with Section 1, III - General Examination Considerations, F. Outsourcing of Critical Functions, Custodial or Safekeeping Agreements of the NAIC Financial Condition Examiners Handbook? ..... Yes [ X ] No [ ]
- 17.1 For all agreements that comply with the requirements of the NAIC Financial Condition Examiners Handbook, complete the following:

1 Name of Custodian(s)	2 Custodian Address
The Bank of New York Mellon .....	One Wall Street New York, NY 10286 .....
Federal Home Loan Bank of Pittsburgh .....	601 Grant Street Pittsburgh, PA 15219-4455 .....
Deutsche Bank .....	60 Wall Street, 27th Floor New York, NY 10005 .....
The Bank of New York Mellon Corporate Trust, Insurance Trust .....	240 Greenwich Street, 7E Floor New York, NY 10286 .....

- 17.2 For all agreements that do not comply with the requirements of the NAIC Financial Condition Examiners Handbook, provide the name, location and a complete explanation:

1 Name(s)	2 Location(s)	3 Complete Explanation(s)
N/A .....	.....	.....

- 17.3 Have there been any changes, including name changes, in the custodian(s) identified in 17.1 during the current quarter? ..... Yes [ ] No [ X ]
- 17.4 If yes, give full information relating thereto:

1 Old Custodian	2 New Custodian	3 Date of Change	4 Reason
N/A .....	.....	.....	.....

- 17.5 Investment management – Identify all investment advisors, investment managers, broker/dealers, including individuals that have the authority to make investment decisions on behalf of the reporting entity. For assets that are managed internally by employees of the reporting entity, note as such. ["...that have access to the investment accounts"; "...handle securities"]

1 Name of Firm or Individual	2 Affiliation
Western Asset Management Company, LLC .....	U.....
Antares Capital Advisers, LLC .....	U.....
Churchill Asset Management .....	U.....
Managed internally .....	I.....

- 17.5097 For those firms/individuals listed in the table for Question 17.5, do any firms/individuals unaffiliated with the reporting entity (i.e. designated with a "U") manage more than 10% of the reporting entity's invested assets?..... Yes [ ] No [ X ]

- 17.5098 For firms/individuals unaffiliated with the reporting entity (i.e. designated with a "U") listed in the table for Question 17.5, does the total assets under management aggregate to more than 50% of the reporting entity's invested assets?..... Yes [ ] No [ X ]

- 17.6 For those firms or individuals listed in the table for 17.5 with an affiliation code of "A" (affiliated) or "U" (unaffiliated), provide the information for the table below.

1 Central Registration Depository Number	2 Name of Firm or Individual	3 Legal Entity Identifier (LEI)	4 Registered With	5 Investment Management Agreement (IMA) Filed
110441 .....	Western Asset Management Company, LLC .....	549300C5A561UXU1CN46 .....	SEC .....	NO.....
281998 .....	Antares Capital Advisers, LLC .....	.....	SEC .....	NO.....
175092 .....	Churchill Asset Management .....	.....	SEC .....	.....

- 18.1 Have all the filing requirements of the Purposes and Procedures Manual of the NAIC Investment Analysis Office been followed? ..... Yes [ X ] No [ ]

- 18.2 If no, list exceptions:  
N/A

19. By self-designating 5GI securities, the reporting entity is certifying the following elements for each self-designated 5GI security:
- a. Documentation necessary to permit a full credit analysis of the security does not exist or an NAIC CRP credit rating for an FE or PL security is not available.
  - b. Issuer or obligor is current on all contracted interest and principal payments.
  - c. The insurer has an actual expectation of ultimate payment of all contracted interest and principal.
- Has the reporting entity self-designated 5GI securities? ..... Yes [ ] No [ X ]

20. By self-designating PLGI securities, the reporting entity is certifying the following elements of each self-designated PLGI security:
- a. The security was purchased prior to January 1, 2018.
  - b. The reporting entity is holding capital commensurate with the NAIC Designation reported for the security.
  - c. The NAIC Designation was derived from the credit rating assigned by an NAIC CRP in its legal capacity as a NRSRO which is shown on a current private letter rating held by the insurer and available for examination by state insurance regulators.
  - d. The reporting entity is not permitted to share this credit rating of the PL security with the SVO.
- Has the reporting entity self-designated PLGI securities? ..... Yes [ ] No [ X ]

21. By assigning FE to a Schedule BA non-registered private fund, the reporting entity is certifying the following elements of each self-designated FE fund:
- a. The shares were purchased prior to January 1, 2019.
  - b. The reporting entity is holding capital commensurate with the NAIC Designation reported for the security.
  - c. The security had a public credit rating(s) with annual surveillance assigned by an NAIC CRP in its legal capacity as an NRSRO prior to January 1, 2019.
  - d. The fund only or predominantly holds bonds in its portfolio.
  - e. The current reported NAIC Designation was derived from the public credit rating(s) with annual surveillance assigned by an NAIC CRP in its legal capacity as an NRSRO.
  - f. The public credit rating(s) with annual surveillance assigned by an NAIC CRP has not lapsed.
- Has the reporting entity assigned FE to Schedule BA non-registered private funds that complied with the above criteria? ..... Yes [ ] No [ X ]

**GENERAL INTERROGATORIES**

**PART 2 - LIFE AND ACCIDENT AND HEALTH COMPANIES/FRATERNAL BENEFIT SOCIETIES**

**Life and Accident Health Companies/Fraternal Benefit Societies:**

1. Report the statement value of mortgage loans at the end of this reporting period for the following categories: 1  
Amount
- 1.1 Long-Term Mortgages In Good Standing
- 1.11 Farm Mortgages ..... \$ .....
- 1.12 Residential Mortgages ..... \$ .....
- 1.13 Commercial Mortgages ..... \$ ..... 4,730,144,475
- 1.14 Total Mortgages in Good Standing ..... \$ ..... 4,730,144,475
- 1.2 Long-Term Mortgages In Good Standing with Restructured Terms
- 1.21 Total Mortgages in Good Standing with Restructured Terms ..... \$ .....
- 1.3 Long-Term Mortgage Loans Upon which Interest is Overdue more than Three Months
- 1.31 Farm Mortgages ..... \$ .....
- 1.32 Residential Mortgages ..... \$ .....
- 1.33 Commercial Mortgages ..... \$ .....
- 1.34 Total Mortgages with Interest Overdue more than Three Months ..... \$ ..... 0
- 1.4 Long-Term Mortgage Loans in Process of Foreclosure
- 1.41 Farm Mortgages ..... \$ .....
- 1.42 Residential Mortgages ..... \$ .....
- 1.43 Commercial Mortgages ..... \$ .....
- 1.44 Total Mortgages in Process of Foreclosure ..... \$ ..... 0
- 1.5 Total Mortgage Loans (Lines 1.14 + 1.21 + 1.34 + 1.44) (Page 2, Column 3, Lines 3.1 + 3.2) ..... \$ ..... 4,730,144,475
- 1.6 Long-Term Mortgages Foreclosed, Properties Transferred to Real Estate in Current Quarter
- 1.61 Farm Mortgages ..... \$ .....
- 1.62 Residential Mortgages ..... \$ .....
- 1.63 Commercial Mortgages ..... \$ .....
- 1.64 Total Mortgages Foreclosed and Transferred to Real Estate ..... \$ ..... 0
2. Operating Percentages:
- 2.1 A&H loss percent ..... 122.100 %
- 2.2 A&H cost containment percent ..... 0.100 %
- 2.3 A&H expense percent excluding cost containment expenses ..... 23.600 %
- 3.1 Do you act as a custodian for health savings accounts? ..... Yes [ ] No [ X ]
- 3.2 If yes, please provide the amount of custodial funds held as of the reporting date ..... \$ .....
- 3.3 Do you act as an administrator for health savings accounts? ..... Yes [ ] No [ X ]
- 3.4 If yes, please provide the balance of the funds administered as of the reporting date ..... \$ .....
4. Is the reporting entity licensed or chartered, registered, qualified, eligible or writing business in at least two states? ..... Yes [ X ] No [ ]
- 4.1 If no, does the reporting entity assume reinsurance business that covers risks residing in at least one state other than the state of domicile of the reporting entity? ..... Yes [ ] No [ ]

**Fraternal Benefit Societies Only:**

- 5.1 In all cases where the reporting entity has assumed accident and health risks from another company, provisions should be made in this statement on account of such reinsurances for reserve equal to that which the original company would have been required to establish had it retained the risks. Has this been done? ..... Yes [ ] No [ ] N/A [ ]
- 5.2 If no, explain: .....
- 6.1 Does the reporting entity have outstanding assessments in the form of liens against policy benefits that have increased surplus? ..... Yes [ ] No [ ]
- 6.2 If yes, what is the date(s) of the original lien and the total outstanding balance of liens that remain in surplus?

Date	Outstanding Lien Amount
.....	.....

STATEMENT AS OF JUNE 30, 2022 OF GENWORTH LIFE INSURANCE COMPANY

**SCHEDULE S - CEDED REINSURANCE**

Showing All New Reinsurance Treaties - Current Year to Date

1	2	3	4	5	6	7	8	9	10
NAIC Company Code	ID Number	Effective Date	Name of Reinsurer	Domiciliary Jurisdiction	Type of Reinsurance Ceded	Type of Business Ceded	Type of Reinsurer	Certified Reinsurer Rating (1 through 6)	Effective Date of Certified Reinsurer Rating
.00000	AA-1127200	.04/01/2022	Lloyds Syndicate 1200	GBR	CAT/G; CAT/I	.OL	Authorized		
.00000	AA-1120055	.04/01/2022	Lloyds Syndicate 3623	GBR	CAT/G; CAT/I	.OL	Authorized		
.16535	36-4233459	.04/01/2022	Zurich American insurance	NY	CAT/G; CAT/I	.OL	Authorized		
.00000	AA-1126006	.04/01/2022	Lloyds Syndicate 4472	GBR	CAT/G; CAT/I	.OL	Authorized		
.00000	AA-1460022	.04/01/2022	Allied World Assurance Company Ltd	CHE	CAT/G; CAT/I	.OL	Certified	4	.01/01/2022
.00000	AA-1126004	.04/01/2022	Lloyds Syndicate 4444	GBR	CAT/G; CAT/I	.OL	Authorized		
.21113	13-5459190	.04/01/2022	U.S. Fire Insurance Company	DE	CAT/G; CAT/I	.OL	Authorized		
.00000	AA-1128987	.04/01/2022	Lloyds Syndicate 2987	GBR	CAT/G; CAT/I	.OL	Authorized		
.00000	AA-1120198	.04/01/2022	Lloyds Syndicate 1618	GBR	CAT/G; CAT/I	.OL	Authorized		
.00000	AA-1120179	.04/01/2022	Lloyds Syndicate 2988	GBR	CAT/G; CAT/I	.OL	Authorized		
.00000	AA-1126510	.04/01/2022	Lloyds Syndicate 0510	GBR	CAT/G; CAT/I	.OL	Authorized		
.00000	AA-1120096	.04/01/2022	Lloyds Syndicate 1880	GBR	CAT/G; CAT/I	.OL	Authorized		
.00000	AA-1120064	.04/01/2022	Lloyds Syndicate 1919	GBR	CAT/G; CAT/I	.OL	Authorized		

**STATEMENT AS OF JUNE 30, 2022 OF GENWORTH LIFE INSURANCE COMPANY**  
**SCHEDULE T - PREMIUMS AND ANNUITY CONSIDERATIONS**

Current Year To Date - Allocated by States and Territories

States, Etc.	1	Life Contracts		Direct Business Only			7	
		2	3	4	5	6		
	Active Status (a)	Life Insurance Premiums	Annuity Considerations	Accident and Health Insurance Premiums, Including Policy, Membership and Other Fees	Other Considerations	Total Columns 2 Through 5	Deposit-Type Contracts	
1. Alabama	AL	L	1,567,056	0	14,946,533	0	16,513,589	0
2. Alaska	AK	L	155,325	0	1,786,018	0	1,941,343	0
3. Arizona	AZ	L	2,150,491	7,600	22,523,350	0	24,681,441	0
4. Arkansas	AR	L	937,804	0	6,976,606	0	7,914,410	0
5. California	CA	L	14,962,080	392,225	131,112,809	0	146,467,114	0
6. Colorado	CO	L	2,214,777	14,116	26,364,752	0	28,593,645	0
7. Connecticut	CT	L	2,567,741	19,251	28,015,428	0	30,602,420	0
8. Delaware	DE	L	1,027,733	10,109	5,838,260	0	6,876,102	0
9. District of Columbia	DC	L	211,536	0	3,052,479	0	3,264,015	0
10. Florida	FL	L	9,938,662	28,475	78,642,155	0	88,609,292	0
11. Georgia	GA	L	4,462,974	84,000	34,563,326	0	39,110,300	0
12. Hawaii	HI	L	834,083	7,000	7,222,641	0	8,063,724	0
13. Idaho	ID	L	599,573	100	3,932,105	0	4,531,778	0
14. Illinois	IL	L	4,614,260	175,854	44,769,655	0	49,559,769	0
15. Indiana	IN	L	1,907,510	0	18,998,738	0	20,906,248	0
16. Iowa	IA	L	1,044,439	0	16,431,565	0	17,476,004	0
17. Kansas	KS	L	913,997	3,450	12,077,319	0	12,994,766	0
18. Kentucky	KY	L	1,170,854	300	14,905,163	0	16,076,317	0
19. Louisiana	LA	L	1,290,441	130,872	8,459,889	0	9,881,202	0
20. Maine	ME	L	385,137	157	6,226,497	0	6,611,791	0
21. Maryland	MD	L	2,515,470	2,100	32,338,044	0	34,855,614	0
22. Massachusetts	MA	L	2,671,639	0	33,958,634	0	36,630,273	0
23. Michigan	MI	L	4,345,173	7,000	24,791,940	0	29,144,113	0
24. Minnesota	MN	L	3,737,270	2,680	33,537,267	0	37,277,217	0
25. Mississippi	MS	L	1,153,087	2,160	4,776,063	0	5,931,310	0
26. Missouri	MO	L	2,181,538	1,500	23,161,812	0	25,344,850	0
27. Montana	MT	L	277,690	0	2,939,739	0	3,217,429	0
28. Nebraska	NE	L	887,542	0	14,778,694	0	15,666,236	0
29. Nevada	NV	L	864,367	1,500	6,895,403	0	7,761,270	0
30. New Hampshire	NH	L	651,299	0	6,563,892	0	7,215,191	0
31. New Jersey	NJ	L	3,718,661	242,251	45,241,280	0	49,202,192	0
32. New Mexico	NM	L	443,052	12,000	5,634,650	0	6,089,702	0
33. New York	NY	N	715,229	12,000	4,274,560	0	5,001,789	0
34. North Carolina	NC	L	6,313,909	10,140	43,538,726	0	49,862,775	0
35. North Dakota	ND	L	428,412	0	3,404,833	0	3,833,245	0
36. Ohio	OH	L	3,871,483	48,803	38,125,876	0	42,046,162	0
37. Oklahoma	OK	L	1,045,923	0	8,242,288	0	9,288,211	0
38. Oregon	OR	L	1,081,589	4,500	12,736,021	0	13,822,110	0
39. Pennsylvania	PA	L	4,548,167	52,125	58,145,405	0	62,745,697	0
40. Rhode Island	RI	L	547,778	21,161	4,326,078	0	4,895,017	0
41. South Carolina	SC	L	2,428,194	49,905	22,109,144	0	24,587,243	0
42. South Dakota	SD	L	715,407	1,500	6,634,172	0	7,351,079	0
43. Tennessee	TN	L	3,022,196	2,000	25,311,416	0	28,335,612	0
44. Texas	TX	L	7,902,145	211,291	65,951,641	0	74,065,077	0
45. Utah	UT	L	1,021,245	0	4,234,360	0	5,255,605	0
46. Vermont	VT	L	300,230	0	3,554,835	0	3,855,065	0
47. Virginia	VA	L	5,002,520	67,750	52,889,432	0	57,959,702	0
48. Washington	WA	L	2,202,792	22,845	32,280,505	0	34,506,142	0
49. West Virginia	WV	L	388,967	0	3,169,082	0	3,558,049	0
50. Wisconsin	WI	L	2,434,485	0	20,759,519	0	23,194,004	0
51. Wyoming	WY	L	184,784	0	2,455,985	0	2,640,769	0
52. American Samoa	AS	N	2,284	0	0	0	2,284	0
53. Guam	GU	N	1,050	0	0	0	1,050	0
54. Puerto Rico	PR	L	9,302	0	851	0	10,153	0
55. U.S. Virgin Islands	VI	L	4,321	0	5,208	0	9,529	0
56. Northern Mariana Islands	MP	N	0	0	0	0	0	0
57. Canada	CAN	N	1,423	0	0	0	1,423	0
58. Aggregate Other Aliens	OT	XXX	0	0	0	0	0	0
59. Subtotal	XXX		120,577,096	1,648,720	1,133,612,643	0	1,255,838,459	0
90. Reporting entity contributions for employee benefits plans	XXX		0	0	0	0	0	0
91. Dividends or refunds applied to purchase paid-up additions and annuities	XXX		0	0	0	0	0	0
92. Dividends or refunds applied to shorten endowment or premium paying period	XXX		0	0	0	0	0	0
93. Premium or annuity considerations waived under disability or other contract provisions	XXX		23,790	0	79,580,498	0	79,604,288	0
94. Aggregate or other amounts not allocable by State	XXX		0	0	0	0	0	0
95. Totals (Direct Business)	XXX		120,600,886	1,648,720	1,213,193,141	0	1,335,442,747	0
96. Plus Reinsurance Assumed	XXX		42,140,801	0	117,683,373	0	159,824,174	0
97. Totals (All Business)	XXX		162,741,687	1,648,720	1,330,876,514	0	1,495,266,921	0
98. Less Reinsurance Ceded	XXX		141,486,813	828,520	203,440,850	0	345,756,183	0
99. Totals (All Business) less Reinsurance Ceded	XXX		21,254,874	820,200	1,127,435,664	0	1,149,510,738	0
<b>DETAILS OF WRITE-INS</b>								
58001.	XXX							
58002.	XXX							
58003.	XXX							
58998. Summary of remaining write-ins for Line 58 from overflow page	XXX		0	0	0	0	0	0
58999. Totals (Lines 58001 through 58003 plus 58998)(Line 58 above)	XXX		0	0	0	0	0	0
9401.	XXX							
9402.	XXX							
9403.	XXX							
9498. Summary of remaining write-ins for Line 94 from overflow page	XXX		0	0	0	0	0	0
9499. Totals (Lines 9401 through 9403 plus 9498)(Line 94 above)	XXX		0	0	0	0	0	0

(a) Active Status Counts:

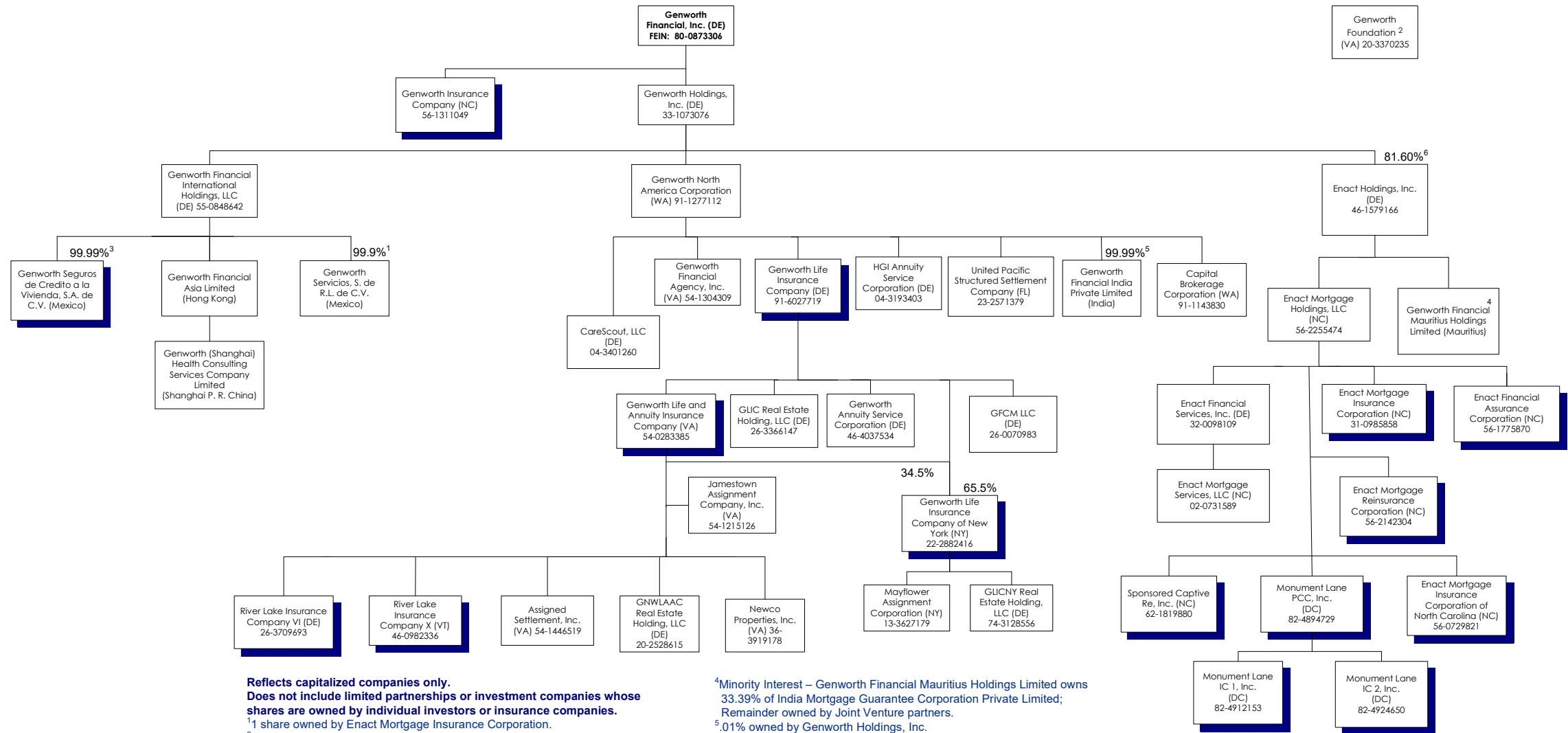
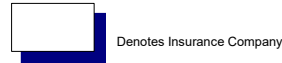
L - Licensed or Chartered - Licensed Insurance carrier or domiciled RRG.....52      R - Registered - Non-domiciled RRGs.....0  
E - Eligible - Reporting entities eligible or approved to write surplus lines in the state.....0      Q - Qualified - Qualified or accredited reinsurer.....0  
N - None of the above - Not allowed to write business in the state.....5



STATEMENT AS OF JUNE 30, 2022 OF GENWORTH LIFE INSURANCE COMPANY

**SCHEDULE Y – INFORMATION CONCERNING ACTIVITIES OF INSURER MEMBERS OF A HOLDING COMPANY GROUP**  
PART 1 – ORGANIZATIONAL CHART

Genworth Financial, Inc.  
Global Organizational Chart  
As of June 30, 2022  
Common Stock Ownership Only - 100% unless otherwise indicated



**Reflects capitalized companies only. Does not include limited partnerships or investment companies whose shares are owned by individual investors or insurance companies.**

<sup>1</sup> 1 share owned by Enact Mortgage Insurance Corporation.  
<sup>2</sup> No shareholders.  
<sup>3</sup> .01% owned by Enact Mortgage Insurance Corporation.

<sup>4</sup> Minority Interest – Genworth Financial Mauritius Holdings Limited owns 33.39% of India Mortgage Guarantee Corporation Private Limited; Remainder owned by Joint Venture partners.

<sup>5</sup> .01% owned by Genworth Holdings, Inc.  
<sup>6</sup> ~9% investment vehicles managed by Bayview Asset Management, LLC; Remainder publicly owned.

STATEMENT AS OF JUNE 30, 2022 OF GENWORTH LIFE INSURANCE COMPANY

**SCHEDULE Y**

**PART 1A - DETAIL OF INSURANCE HOLDING COMPANY SYSTEM**

1	2	3	4	5	6	7	8	9	10	11	12	13	14	15	16
Group Code	Group Name	NAIC Company Code	ID Number	Federal RSSD	CIK	Name of Securities Exchange if Publicly Traded (U.S. or International)	Names of Parent, Subsidiaries Or Affiliates	Domi-ciliary Location	Relation-ship to Reporting Entity	Directly Controlled by (Name of Entity/Person)	Type of Control (Ownership, Board, Management, Attorney-in-Fact, Influence, Other)	If Control is Ownership Provide Percentage	Ultimate Controlling Entity(ies)/Person(s)	Is an SCA Filing Re-quired? (Yes/No)	*
		.0000	54-1446519				Assigned Settlement, Inc.	VA	NIA	Genworth Life and Annuity Insurance Company	Ownership	100.000	Genworth Financial, Inc.	YES	
		.0000	91-1143830				Capital Brokerage Corporation	WA	NIA	Genworth North America Corporation	Ownership	100.000	Genworth Financial, Inc.	NO	
		.0000	04-3401260				CareScout, LLC	DE	NIA	Genworth North America Corporation	Ownership	100.000	Genworth Financial, Inc.	NO	
.4011	Genworth Financial, Inc.	.37095	56-1775870				Enact Financial Assurance Corporation	NC	IA	Enact Mortgage Holdings, LLC	Ownership	100.000	Genworth Financial, Inc.	NO	
		.0000	32-0098109				Enact Financial Services, Inc.	DE	NIA	Enact Mortgage Holdings, LLC	Ownership	100.000	Genworth Financial, Inc.	NO	
		.0000	46-1579166		0001823529	NASDAQ	Enact Holdings, Inc.	DE	NIA	Genworth Holdings, Inc.	Ownership	81.600	Genworth Financial, Inc.	NO	1
		.0000	56-2255474				Enact Mortgage Holdings, LLC	NC	NIA	Enact Holdings, Inc.	Ownership	100.000	Genworth Financial, Inc.	NO	
.4011	Genworth Financial, Inc.	.38458	31-0985858				Enact Mortgage Insurance Corporation	NC	IA	Enact Mortgage Holdings, LLC	Ownership	100.000	Genworth Financial, Inc.	NO	
							Enact Mortgage Insurance Corporation of North Carolina	NC	IA	Enact Mortgage Holdings, LLC	Ownership	100.000	Genworth Financial, Inc.	NO	
.4011	Genworth Financial, Inc.	.16675	56-0729821				Enact Mortgage Reinsurance Corporation	NC	IA	Enact Mortgage Holdings, LLC	Ownership	100.000	Genworth Financial, Inc.	NO	
.4011	Genworth Financial, Inc.	.11049	56-2142304				Enact Mortgage Services, LLC	NC	NIA	Genworth Financial Services, Inc.	Ownership	100.000	Genworth Financial, Inc.	NO	
		.0000	02-0731589				Genworth Annuity Service Corporation	DE	DS	Genworth Life Insurance Company	Ownership	100.000	Genworth Financial, Inc.	YES	
		.0000	46-4037534				Genworth Financial Agency, Inc.	VA	NIA	Genworth North America Corporation	Ownership	100.000	Genworth Financial, Inc.	NO	
		.0000	54-1304309				Genworth Financial Asia Limited	HKG	NIA	Genworth Financial International Holdings, LLC	Ownership	100.000	Genworth Financial, Inc.	NO	
		.0000	80-0873306		0001276520	NYSE	Genworth Financial, Inc.	DE	UJP	Remainder publicly owned	Ownership	100.000	Genworth Financial, Inc.	NO	
		.0000					Genworth Financial India Private Limited	IND	NIA	Genworth North America Corporation	Ownership	99.990	Genworth Financial, Inc.	NO	
		.0000					Genworth Financial India Private Limited	IND	NIA	Genworth Holdings, Inc.	Ownership	0.010	Genworth Financial, Inc.	NO	
		.0000	55-0848642				Genworth Financial International Holdings, LLC	DE	NIA	Genworth Holdings, Inc.	Ownership	100.000	Genworth Financial, Inc.	NO	
		.0000					Genworth Financial Mauritius Holdings Limited	MUS	NIA	Enact Holdings, Inc.	Ownership	100.000	Genworth Financial, Inc.	NO	
		.0000	33-1073076				Genworth Holdings, Inc.	DE	UJP	Genworth Financial, Inc.	Ownership	100.000	Genworth Financial, Inc.	NO	
.4011	Genworth Financial, Inc.	.94072	56-1311049				Genworth Insurance Company	NC	IA	Genworth Financial, Inc.	Ownership	100.000	Genworth Financial, Inc.	NO	
.4011	Genworth Financial, Inc.	.65536	54-0283385				Genworth Life and Annuity Insurance Company	VA	DS	Genworth Life Insurance Company	Ownership	100.000	Genworth Financial, Inc.	NO	
.4011	Genworth Financial, Inc.	.70025	91-6027719				Genworth Life Insurance Company	DE	RE	Genworth North America Corporation	Ownership	100.000	Genworth Financial, Inc.	NO	
.4011	Genworth Financial, Inc.	.72990	22-2882416				Genworth Life Insurance Company of New York	NY	DS	Genworth Life and Annuity Insurance Company	Ownership	65.500	Genworth Financial, Inc.	NO	
		.0000	22-2882416				Genworth Life Insurance Company of New York	NY	DS	Genworth Life and Annuity Insurance Company	Ownership	34.500	Genworth Financial, Inc.	NO	
		.0000	91-1277112				Genworth North America Corporation	WA	UDP	Genworth Holdings, Inc.	Ownership	100.000	Genworth Financial, Inc.	NO	
		.0000					Genworth Seguros de Credito a la Vivienda, S.A. de C.V.	MEX	IA	Genworth Financial International Holdings, LLC	Ownership	99.990	Genworth Financial, Inc.	NO	
		.0000					Genworth Seguros de Credito a la Vivienda, S.A. de C.V.	MEX	IA	Enact Mortgage Insurance Corporation	Ownership	0.010	Genworth Financial, Inc.	YES	
		.0000					Genworth Servicios, S. de R.L. de C.V.	MEX	NIA	Genworth Financial International Holdings, LLC	Ownership	99.900	Genworth Financial, Inc.	NO	
		.0000					Genworth Servicios, S. de R.L. de C.V.	MEX	NIA	Genworth Mortgage Insurance Corporation	Ownership	0.100	Genworth Financial, Inc.	YES	
		.0000					Genworth (Shanghai) Health Consulting Services Company Limited	CHN	NIA	Genworth Financial Asia Limited	Ownership	100.000	Genworth Financial, Inc.	NO	
		.0000	26-0070983				GFCM LLC	DE	DS	Genworth Life Insurance Company	Ownership	100.000	Genworth Financial, Inc.	NO	
		.0000	26-3366147				GLIC Real Estate Holding, LLC	DE	DS	Genworth Life Insurance Company	Ownership	100.000	Genworth Financial, Inc.	NO	
		.0000	74-3128556				GLICNY Real Estate Holding, LLC	DE	NIA	Genworth Life Insurance Company of New York	Ownership	100.000	Genworth Financial, Inc.	NO	
		.0000	20-2528615				GNWLAAC Real Estate Holding, LLC	DE	NIA	Genworth Life and Annuity Insurance Company	Ownership	100.000	Genworth Financial, Inc.	NO	
		.0000	04-3193403				HGI Annuity Service Corporation	DE	NIA	Genworth North America Corporation	Ownership	100.000	Genworth Financial, Inc.	NO	
		.97144	54-1215126				Jamestown Assignment Company, Inc.	VA	NIA	Genworth Life and Annuity Insurance Company	Ownership	100.000	Genworth Financial, Inc.	NO	
		.0000	13-3627179				Mayflower Assignment Corporation	NY	NIA	Genworth Life Insurance Company of New York	Ownership	100.000	Genworth Financial, Inc.	YES	
.4011	Genworth Financial, Inc.	.0000	82-4894729				Monument Lane PCC, Inc.	DC	IA	Enact Mortgage Holdings, LLC	Ownership	100.000	Genworth Financial, Inc.	NO	
.4011	Genworth Financial, Inc.	.0000	82-4912153				Monument Lane IC 1, Inc.	DC	IA	Monument Lane PCC, Inc.	Ownership	100.000	Genworth Financial, Inc.	NO	

STATEMENT AS OF JUNE 30, 2022 OF GENWORTH LIFE INSURANCE COMPANY

**SCHEDULE Y**

**PART 1A - DETAIL OF INSURANCE HOLDING COMPANY SYSTEM**

1	2	3	4	5	6	7	8	9	10	11	12	13	14	15	16
Group Code	Group Name	NAIC Company Code	ID Number	Federal RSSD	CIK	Name of Securities Exchange if Publicly Traded (U.S. or International)	Names of Parent, Subsidiaries Or Affiliates	Domiciliary Location	Relationship to Reporting Entity	Directly Controlled by (Name of Entity/Person)	Type of Control (Ownership, Board, Management, Attorney-in-Fact, Influence, Other)	If Control is Ownership Provide Percentage	Ultimate Controlling Entity(ies)/Person(s)	Is an SCA Filing Required? (Yes/No)	*
.4011	Genworth Financial, Inc.	.00000	82-4924650				Monument Lane IC 2, Inc.	DC	IA	Monument Lane PCC, Inc.	Ownership	100.000	Genworth Financial, Inc.	NO	
		.00000	36-3919178				Newco Properties, Inc.	VA	NIA	Genworth Life and Annuity Insurance Company	Ownership	100.000	Genworth Financial, Inc.	YES	
.4011	Genworth Financial, Inc.	.13569	26-3709693				River Lake Insurance Company VI	DE	IA	Genworth Life and Annuity Insurance Company	Ownership	100.000	Genworth Financial, Inc.	NO	
.4011	Genworth Financial, Inc.	.15139	46-0982336				River Lake Insurance Company X	VT	IA	Genworth Life and Annuity Insurance Company	Ownership	100.000	Genworth Financial, Inc.	NO	
.4011	Genworth Financial, Inc.	.11365	62-1819880				Sponsored Captive Re. Inc.	NC	IA	Enact Mortgage Holdings, LLC	Ownership	100.000	Genworth Financial, Inc.	NO	
		.00000	23-2571379				United Pacific Structured Settlement Company	FL	NIA	Genworth North America Corporation	Ownership	100.000	Genworth Financial, Inc.	NO	

Asterisk	Explanation
	1-9% investment vehicles managed by Bayview Asset Management, LLC; Remainder publicly owned

# SUPPLEMENTAL EXHIBITS AND SCHEDULES INTERROGATORIES

The following supplemental reports are required to be filed as part of your statement filing. However, in the event that your company does not transact the type of business for which the special report must be filed, your response of NO to the specific interrogatory will be accepted in lieu of filing a "NONE" report and a bar code will be printed below. If the supplement is required of your company but is not being filed for whatever reason enter SEE EXPLANATION and provide an explanation following the interrogatory questions.

	Response
1. Will the Trusteed Surplus Statement be filed with the state of domicile and the NAIC with this statement? .....	NO
2. Will the Medicare Part D Coverage Supplement be filed with the state of domicile and the NAIC with this statement? .....	NO
3. Will the Reasonableness of Assumptions Certification required by Actuarial Guideline XXXV be filed with the state of domicile and electronically with the NAIC? .....	NO
4. Will the Reasonableness and Consistency of Assumptions Certification required by Actuarial Guideline XXXV be filed with the state of domicile and electronically with the NAIC? .....	YES
5. Will the Reasonableness of Assumptions Certification for Implied Guaranteed Rate Method required by Actuarial Guideline XXXVI be filed with the state of domicile and electronically with the NAIC? .....	NO
6. Will the Reasonableness and Consistency of Assumptions Certification required by Actuarial Guideline XXXVI (Updated Average Market Value) be filed with the state of domicile and electronically with the NAIC? .....	NO
7. Will the Reasonableness and Consistency of Assumptions Certification required by Actuarial Guideline XXXVI (Updated Market Value) be filed with the state of domicile and electronically with the NAIC? .....	NO
8. Will the Life PBR Statement of Exemption be filed with the state of domicile by July 1st and electronically with the NAIC with the second quarterly filing per the Valuation Manual (by August 15)? (2nd Quarter Only) The response for 1st and 3rd quarters should be N/A. A NO response resulting with a bar code is only appropriate in the 2nd quarter. ....	YES

**AUGUST FILING**


9. Will the regulator-only (non-public) Communication of Internal Control Related Matters Noted in Audit be filed with the state of domicile and electronically with the NAIC (as a regulator-only non-public document) by August 1? The response for 1st and 3rd quarters should be N/A. A NO response resulting with a bar code is only appropriate in the 2nd quarter. ....	YES
--	-----

Explanation:

- The company does not transact this type of business.
- The company does not transact this type of business.
- The company does not transact this type of business.
- The company does not transact this type of business.
- The company does not transact this type of business.
- The company does not transact this type of business.
- The company does not transact this type of business.

Bar Code:

- Trusteed Surplus Statement [Document Identifier 490]
- Medicare Part D Coverage Supplement [Document Identifier 365]
- Reasonableness of Assumptions Certification required by Actuarial Guideline XXXV [Document Identifier 445]
- Reasonableness of Assumptions Certification for Implied Guaranteed Rate Method required by Actuarial Guideline XXXVI [Document Identifier 447]
- Reasonableness and Consistency of Assumptions Certification required by Actuarial Guideline XXXVI [Document Identifier 448]
- Reasonableness and Consistency of Assumptions Certification required by Actuarial Guideline XXXVI (Updated Market Value) [Document Identifier 449]



**OVERFLOW PAGE FOR WRITE-INS**

Additional Write-ins for Assets Line 25

	Current Statement Date			4 December 31 Prior Year Net Admitted Assets
	1 Assets	2 Nonadmitted Assets	3 Net Admitted Assets (Cols. 1 - 2)	
2504. Miscellaneous receivables .....	13,699,553	751,711	12,947,842	10,414,798
2505. State tax receivable .....	295,317		295,317	172,019
2597. Summary of remaining write-ins for Line 25 from overflow page	13,994,870	751,711	13,243,159	10,586,817

STATEMENT AS OF JUNE 30, 2022 OF GENWORTH LIFE INSURANCE COMPANY

**SCHEDULE A - VERIFICATION**

Real Estate

	1 Year to Date	2 Prior Year Ended December 31
1. Book/adjusted carrying value, December 31 of prior year		
2. Cost of acquired:		
2.1 Actual cost at time of acquisition		
2.2 Additional investment made after acquisition		
3. Current year change in encumbrances		
4. Total gain (loss) on disposals		
5. Deduct amounts received on disposals		
6. Total foreign exchange change in book/adjusted carrying value		
7. Deduct current year's other than temporary impairment recognized		
8. Deduct current year's depreciation		
9. Book/adjusted carrying value at the end of current period (Lines 1+2+3+4-5+6-7-8)		
10. Deduct total nonadmitted amounts		
11. Statement value at end of current period (Line 9 minus Line 10)		

**NONE**

**SCHEDULE B - VERIFICATION**

Mortgage Loans

	1 Year to Date	2 Prior Year Ended December 31
1. Book value/recorded investment excluding accrued interest, December 31 of prior year	4,497,570,204	4,419,615,353
2. Cost of acquired:		
2.1 Actual cost at time of acquisition	385,827,326	591,541,000
2.2 Additional investment made after acquisition	375,000	0
3. Capitalized deferred interest and other		0
4. Accrual of discount		0
5. Unrealized valuation increase (decrease)		0
6. Total gain (loss) on disposals		
7. Deduct amounts received on disposals	153,628,055	513,586,149
8. Deduct amortization of premium and mortgage interest points and commitment fees		0
9. Total foreign exchange change in book value/recorded investment excluding accrued interest		0
10. Deduct current year's other than temporary impairment recognized		0
11. Book value/recorded investment excluding accrued interest at end of current period (Lines 1+2+3+4+5+6-7-8+9-10)	4,730,144,475	4,497,570,204
12. Total valuation allowance		
13. Subtotal (Line 11 plus Line 12)	4,730,144,475	4,497,570,204
14. Deduct total nonadmitted amounts		0
15. Statement value at end of current period (Line 13 minus Line 14)	4,730,144,475	4,497,570,204

**SCHEDULE BA - VERIFICATION**

Other Long-Term Invested Assets

	1 Year to Date	2 Prior Year Ended December 31
1. Book/adjusted carrying value, December 31 of prior year	2,295,845,359	1,252,614,188
2. Cost of acquired:		
2.1 Actual cost at time of acquisition	31,067,188	291,656,418
2.2 Additional investment made after acquisition	204,082,502	546,749,238
3. Capitalized deferred interest and other		
4. Accrual of discount	293,911	54,744
5. Unrealized valuation increase (decrease)	60,000,862	357,255,312
6. Total gain (loss) on disposals		3,055,408
7. Deduct amounts received on disposals	103,432,378	148,303,842
8. Deduct amortization of premium and depreciation	610,121	1,351,847
9. Total foreign exchange change in book/adjusted carrying value		
10. Deduct current year's other than temporary impairment recognized	186,609	5,884,260
11. Book/adjusted carrying value at end of current period (Lines 1+2+3+4+5+6-7-8+9-10)	2,487,060,714	2,295,845,359
12. Deduct total nonadmitted amounts		
13. Statement value at end of current period (Line 11 minus Line 12)	2,487,060,714	2,295,845,359

**SCHEDULE D - VERIFICATION**

Bonds and Stocks

	1 Year to Date	2 Prior Year Ended December 31
1. Book/adjusted carrying value of bonds and stocks, December 31 of prior year	31,818,900,889	32,270,027,668
2. Cost of bonds and stocks acquired	1,082,623,947	2,947,515,629
3. Accrual of discount	38,555,378	76,442,499
4. Unrealized valuation increase (decrease)	(183,621,646)	(68,191,149)
5. Total gain (loss) on disposals	(12,454,870)	(1,614,714)
6. Deduct consideration for bonds and stocks disposed of	1,955,773,925	3,403,035,596
7. Deduct amortization of premium	13,530,536	25,956,068
8. Total foreign exchange change in book/adjusted carrying value	(9,765,647)	(5,112,056)
9. Deduct current year's other than temporary impairment recognized	1,998,702	3,844,180
10. Total investment income recognized as a result of prepayment penalties and/or acceleration fees	4,490,501	32,668,856
11. Book/adjusted carrying value at end of current period (Lines 1+2+3+4+5-6-7+8-9+10)	30,767,425,389	31,818,900,889
12. Deduct total nonadmitted amounts	19,073	19,421
13. Statement value at end of current period (Line 11 minus Line 12)	30,767,406,316	31,818,881,468

STATEMENT AS OF JUNE 30, 2022 OF GENWORTH LIFE INSURANCE COMPANY

**SCHEDULE D - PART 1B**

Showing the Acquisitions, Dispositions and Non-Trading Activity  
During the Current Quarter for all Bonds and Preferred Stock by NAIC Designation

NAIC Designation	1 Book/Adjusted Carrying Value Beginning of Current Quarter	2 Acquisitions During Current Quarter	3 Dispositions During Current Quarter	4 Non-Trading Activity During Current Quarter	5 Book/Adjusted Carrying Value End of First Quarter	6 Book/Adjusted Carrying Value End of Second Quarter	7 Book/Adjusted Carrying Value End of Third Quarter	8 Book/Adjusted Carrying Value December 31 Prior Year
<b>BONDS</b>								
1. NAIC 1 (a) .....	13,357,002,468	45,563,475	457,532,506	37,946,833	13,357,002,468	12,982,980,270	0	13,649,735,137
2. NAIC 2 (a) .....	14,870,778,801	415,587,610	590,633,654	(5,250,196)	14,870,778,801	14,690,482,561	0	14,834,029,571
3. NAIC 3 (a) .....	1,650,622,256	40,722,660	67,260,861	(21,959)	1,650,622,256	1,624,062,096	0	1,675,955,567
4. NAIC 4 (a) .....	477,605,943	1,840,024	38,082,601	1,254,247	477,605,943	442,617,613	0	483,482,608
5. NAIC 5 (a) .....	24,652,233	1,213,840	611,001	163,277	24,652,233	25,418,349	0	24,302,360
6. NAIC 6 (a) .....	14,582,133	18,649	117,997	368,429	14,582,133	14,851,214	0	15,109,554
7. Total Bonds	30,395,243,834	504,946,258	1,154,238,620	34,460,631	30,395,243,834	29,780,412,103	0	30,682,614,797
<b>PREFERRED STOCK</b>								
8. NAIC 1 .....	0	0	0	0	0	0	0	0
9. NAIC 2 .....	49,740,400	0	1,830,000	(3,760,510)	49,740,400	44,149,890	0	52,610,300
10. NAIC 3 .....	4,900,000	0	0	(200,000)	4,900,000	4,700,000	0	5,212,500
11. NAIC 4 .....	0	0	0	0	0	0	0	0
12. NAIC 5 .....	0	0	0	0	0	0	0	0
13. NAIC 6 .....	0	0	0	0	0	0	0	0
14. Total Preferred Stock	54,640,400	0	1,830,000	(3,960,510)	54,640,400	48,849,890	0	57,822,800
15. Total Bonds and Preferred Stock	30,449,884,234	504,946,258	1,156,068,620	30,500,121	30,449,884,234	29,829,261,993	0	30,740,437,597

(a) Book/Adjusted Carrying Value column for the end of the current reporting period includes the following amount of short-term and cash equivalent bonds by NAIC designation:

NAIC 1 \$ .....0 ; NAIC 2 \$ .....0 ; NAIC 3 \$ .....0 NAIC 4 \$ .....0 ; NAIC 5 \$ .....0 ; NAIC 6 \$ .....0

**SCHEDULE DA - PART 1**

Short-Term Investments

	1	2	3	4	5
	Book/Adjusted Carrying Value	Premium	Actual Cost	Interest Collected Year-to-Date	Paid for Accrued Interest Year-to-Date
7709999999 Totals		XX			

**NONE**

**SCHEDULE DA - VERIFICATION**

Short-Term Investments

	1	2
	Year To Date	Prior Year Ended December 31
1. Book/adjusted carrying value, December 31 of prior year .....	0	8,972,023
2. Cost of short-term investments acquired .....	0	4,999,258
3. Accrual of discount .....	0	28,719
4. Unrealized valuation increase (decrease) .....	0	
5. Total gain (loss) on disposals .....	0	
6. Deduct consideration received on disposals .....	0	14,000,000
7. Deduct amortization of premium .....	0	
8. Total foreign exchange change in book/adjusted carrying value .....	0	
9. Deduct current year's other than temporary impairment recognized .....	0	
10. Book/adjusted carrying value at end of current period (Lines 1+2+3+4+5-6-7+8-9) .....	0	0
11. Deduct total nonadmitted amounts .....	0	
12. Statement value at end of current period (Line 10 minus Line 11)	0	0



**SCHEDULE DB - PART A - VERIFICATION**

Options, Caps, Floors, Collars, Swaps and Forwards

1. Book/Adjusted Carrying Value, December 31, prior year (Line 10, prior year) .....	(1,721,110)
2. Cost Paid/(Consideration Received) on additions .....	
3. Unrealized Valuation increase/(decrease) .....	
4. SSAP No. 108 adjustments .....	
5. Total gain (loss) on termination recognized .....	1,052,200
6. Considerations received/(paid) on terminations .....	1,052,200
7. Amortization .....	
8. Adjustment to the Book/Adjusted Carrying Value of hedged item .....	
9. Total foreign exchange change in Book/Adjusted Carrying Value .....	9,747,950
10. Book/Adjusted Carrying Value at End of Current Period (Lines 1+2+3+4+5-6+7+8+9) .....	8,026,840
11. Deduct nonadmitted assets .....	
12. Statement value at end of current period (Line 10 minus Line 11) .....	8,026,840

**SCHEDULE DB - PART B - VERIFICATION**

Futures Contracts

1. Book/Adjusted carrying value, December 31 of prior year (Line 6, prior year) .....	
2. Cumulative cash change (Section 1, Broker Name/Net Cash Deposits Footnote - Cumulative Cash Change column) .....	
3.1 Add:	
Change in variation margin on open contracts - Highly Effective Hedges	
3.11 Section 1, Column 15, current year to date minus .....	
3.12 Section 1, Column 15, prior year .....	
Change in variation margin on open contracts - All Other	
3.13 Section 1, Column 18, current year to date minus .....	
3.14 Section 1, Column 18, prior year .....	
3.2 Add:	
Change in adjustment to basis of hedged item	
3.21 Section 1, Column 17, current year to date minus .....	
3.22 Section 1, Column 17, prior year .....	
Change in amount recognized	
3.23 Section 1, Column 19, current year to date minus .....	
3.24 Section 1, Column 19, prior year plus .....	
3.25 SSAP No. 108 adjustments .....	
3.3 Subtotal (Line 3.1 minus Line 3.2) .....	
4.1 Cumulative variation margin on terminated contracts during the year .....	
4.2 Less:	
4.21 Amount used to adjust basis of hedged item .....	
4.22 Amount recognized .....	
4.23 SSAP No. 108 adjustments .....	
4.3 Subtotal (Line 4.1 minus Line 4.2) .....	
5. Dispositions gains (losses) on contracts terminated in prior year:	
5.1 Total gain (loss) recognized for terminations in prior year .....	
5.2 Total gain (loss) adjusted into the hedged item(s) for terminations in prior year .....	
6. Book/Adjusted carrying value at end of current period (Lines 1+2+3.3-4.3-5.1-5.2) .....	
7. Deduct total nonadmitted amounts .....	
8. Statement value at end of current period (Line 6 minus Line 7) .....	

**NONE**

Schedule DB - Part C - Section 1 - Replication (Synthetic Asset) Transactions (RSATs) Open

**N O N E**

Schedule DB-Part C-Section 2-Reconciliation of Replication (Synthetic Asset) Transactions Open

**N O N E**

STATEMENT AS OF JUNE 30, 2022 OF GENWORTH LIFE INSURANCE COMPANY

**SCHEDULE DB - VERIFICATION**

Verification of Book/Adjusted Carrying Value, Fair Value and Potential Exposure of all Open Derivative Contracts

	Book/Adjusted Carrying Value Check
1. Part A, Section 1, Column 14.....	8,026,840
2. Part B, Section 1, Column 15 plus Part B, Section 1 Footnote - Total Ending Cash Balance.....	0
3. Total (Line 1 plus Line 2).....	8,026,840
4. Part D, Section 1, Column 6.....	8,026,840
5. Part D, Section 1, Column 7.....	0
6. Total (Line 3 minus Line 4 minus Line 5).....	0
	Fair Value Check
7. Part A, Section 1, Column 16.....	(250,014,475)
8. Part B, Section 1, Column 13.....	0
9. Total (Line 7 plus Line 8).....	(250,014,475)
10. Part D, Section 1, Column 9.....	15,583,336
11. Part D, Section 1, Column 10.....	(265,597,811)
12. Total (Line 9 minus Line 10 minus Line 11).....	0
	Potential Exposure Check
13. Part A, Section 1, Column 21.....	145,960,929
14. Part B, Section 1, Column 20.....	0
15. Part D, Section 1, Column 12.....	145,960,929
16. Total (Line 13 plus Line 14 minus Line 15).....	0

## STATEMENT AS OF JUNE 30, 2022 OF GENWORTH LIFE INSURANCE COMPANY

**SCHEDULE E - PART 2 - VERIFICATION**

(Cash Equivalents)

	1	2
	Year To Date	Prior Year Ended December 31
1. Book/adjusted carrying value, December 31 of prior year .....	271,731,543	399,740,070
2. Cost of cash equivalents acquired .....	1,702,230,859	4,069,036,934
3. Accrual of discount .....	0	5,702
4. Unrealized valuation increase (decrease) .....	0	0
5. Total gain (loss) on disposals .....	0	0
6. Deduct consideration received on disposals .....	1,669,151,843	4,197,051,163
7. Deduct amortization of premium .....	0	0
8. Total foreign exchange change in book/adjusted carrying value .....	0	0
9. Deduct current year's other than temporary impairment recognized .....	0	0
10. Book/adjusted carrying value at end of current period (Lines 1+2+3+4+5-6-7+8-9) .....	304,810,559	271,731,543
11. Deduct total nonadmitted amounts .....	0	0
12. Statement value at end of current period (Line 10 minus Line 11)	304,810,559	271,731,543

Schedule A - Part 2 - Real Estate Acquired and Additions Made

**N O N E**

Schedule A - Part 3 - Real Estate Disposed

**N O N E**

STATEMENT AS OF JUNE 30, 2022 OF GENWORTH LIFE INSURANCE COMPANY

**SCHEDULE B - PART 2**

Showing All Mortgage Loans ACQUIRED AND ADDITIONS MADE During the Current Quarter

1 Loan Number	2 Location		3 State	4 Loan Type	5 Date Acquired	6 Rate of Interest	7 Actual Cost at Time of Acquisition	8 Additional Investment Made After Acquisition	9 Value of Land and Buildings	
	City									
901000893	Temecula	CA	CA		05/13/2022	4.390	0	375,000	15,900,000	
901002092	Burbank	CA	CA		04/20/2022	3.400	15,000,000	0	32,450,000	
901002115	Richboro	PA	PA		04/29/2022	3.900	15,225,000	0	21,650,000	
901002118	Commack	NY	NY		05/27/2022	5.630	2,822,547	0	26,700,000	
901002119	Commack	NY	NY		05/27/2022	4.100	6,052,660	0	26,700,000	
901002128	Porterville	CA	CA		05/02/2022	3.930	8,100,000	0	12,990,000	
901002138	Compton	CA	CA		04/29/2022	3.840	5,250,000	0	15,090,000	
901002146	Plano	TX	TX		05/05/2022	3.950	12,500,000	0	21,100,000	
901002153	Geneva	IL	IL		05/02/2022	3.850	12,000,000	0	23,900,000	
901002154	Miamisburg	OH	OH		04/07/2022	3.600	2,200,000	0	3,140,000	
901002155	Independence	KY	KY		04/07/2022	3.600	2,100,000	0	4,100,000	
901002158	Syosset	NY	NY		05/23/2022	3.840	3,900,000	0	6,400,000	
901002159	Jacksonville	FL	FL		06/24/2022	3.930	7,000,000	0	9,900,000	
901002160	Bradenton	FL	FL		04/27/2022	4.950	12,486,979	0	60,790,000	
901002161	Bradenton	FL	FL		04/27/2022	4.140	6,013,021	0	60,790,000	
901002162	Hanover	MD	MD		05/06/2022	3.500	20,000,000	0	31,800,000	
901002167	Lewisville	TX	TX		06/10/2022	3.840	7,000,000	0	9,550,000	
901002168	Vancouver	WA	WA		05/25/2022	3.550	3,225,000	0	6,370,000	
901002170	Chicago	IL	IL		05/31/2022	3.710	3,500,000	0	6,340,000	
901002171	Phoenix	AZ	AZ		05/12/2022	3.700	3,500,000	0	7,480,000	
901002172	St. Petersburg	FL	FL		05/09/2022	3.750	2,450,000	0	3,500,000	
901002174	Chicago	IL	IL		05/18/2022	4.070	1,850,000	0	2,750,000	
901002175	Fountain	CO	CO		05/12/2022	3.500	3,500,000	0	11,000,000	
901002176	Albuquerque	NM	NM		05/23/2022	3.600	2,400,000	0	6,200,000	
901002177	Albuquerque	NM	NM		05/23/2022	3.600	1,400,000	0	3,500,000	
901002179	Clarksville	TN	TN		06/17/2022	3.820	5,555,000	0	10,330,000	
901002181	Harrisburg	PA	PA		06/03/2022	3.850	10,000,000	0	23,500,000	
901002182	Hutto	TX	TX		05/27/2022	4.020	5,100,000	0	11,800,000	
901002183	South Ogden	UT	UT		06/10/2022	4.125	4,650,000	0	8,000,000	
901002184	New Hope	PA	PA		06/29/2022	4.130	9,000,000	0	14,600,000	
901002187	Glendale	AZ	AZ		06/15/2022	4.750	13,300,000	0	23,000,000	
901002188	Glendale	AZ	AZ		06/06/2022	4.470	7,000,000	0	13,450,000	
901002189	Salem	OR	OR		06/06/2022	4.400	4,250,000	0	8,590,000	
901002191	Round Rock	TX	TX		06/14/2022	4.100	29,000,000	0	44,300,000	
901002195	Fort Wright	KY	KY		06/17/2022	4.830	4,000,000	0	6,500,000	
901002196	Arlington	TX	TX		06/29/2022	4.630	1,750,000	0	4,250,000	
901002207	Houston	TX	TX		06/29/2022	5.250	10,000,000	0	19,700,000	
0599999	Mortgages in good standing - Commercial mortgages-all other							263,080,207	375,000	618,110,000
0899999	Total Mortgages in good standing							263,080,207	375,000	618,110,000
1699999	Total - Restructured Mortgages							0	0	0
2499999	Total - Mortgages with overdue interest over 90 days							0	0	0
3299999	Total - Mortgages in the process of foreclosure							0	0	0
3399999	Totals							263,080,207	375,000	618,110,000

**SCHEDULE B - PART 3**

Showing All Mortgage Loans DISPOSED, Transferred or Repaid During the Current Quarter

1 Loan Number	2 Location		4 Loan Type	5 Date Acquired	6 Disposal Date	7 Book Value/Recorded Investment Excluding Accrued Interest Prior Year	8 Change in Book Value/Recorded Investment					14 Book Value/Recorded Investment Excluding Accrued Interest on Disposal	15 Consid-eration	16 Foreign Exchange Gain (Loss) on Disposal	17 Realized Gain (Loss) on Disposal	18 Total Gain (Loss) on Disposal	
	City	State					8 Unrealized Valuation Increase (Decrease)	9 Current Year's (Amortization) /Accretion	10 Current Year's Other-Than-Temporary Impairment Recognized	11 Capitalized Deferred Interest and Other	12 Total Change in Book Value (8+9-10+11)						13 Total Foreign Exchange Change in Book Value
4608	CHARLOTTE	NC		06/26/2002	04/29/2022	201,006	0	0	0	0	0	0	201,006	201,006	0	0	0
6329	KEIZER	OR		07/26/2005	05/11/2022	3,397,686	0	0	0	0	0	0	3,397,686	3,397,686	0	0	0
100000320	RALEIGH	NC		04/27/2006	05/18/2022	519,323	0	0	0	0	0	0	519,323	519,323	0	0	0

E02







STATEMENT AS OF JUNE 30, 2022 OF GENWORTH LIFE INSURANCE COMPANY

**SCHEDULE B - PART 3**

Showing All Mortgage Loans DISPOSED, Transferred or Repaid During the Current Quarter

1 Loan Number	2 Location		4 Loan Type	5 Date Acquired	6 Disposal Date	7 Book Value/ Recorded Investment Excluding Accrued Interest Prior Year	8 Change in Book Value/Recorded Investment					14 Book Value/ Recorded Investment Excluding Accrued Interest on Disposal	15 Consid- eration	16 Foreign Exchange Gain (Loss) on Disposal	17 Realized Gain (Loss) on Disposal	18 Total Gain (Loss) on Disposal	
	2 City	3 State					8 Unrealized Valuation Increase (Decrease)	9 Current Year's (Amortization) /Accretion	10 Current Year's Other- Than- Temporary Impairment Recognized	11 Capitalized Deferred Interest and Other	12 Total Change in Book Value (8+9-10+11)						13 Total Foreign Exchange Change in Book Value
100001107	THOUSAND OAKS	CA		07/24/2007		28,395	0	0	0	0	0	0	28,395	28,395	0	0	0
100001126	AKRON	OH		04/15/2008		121,575	0	0	0	0	0	0	121,575	121,575	0	0	0
100001185	CENTERVILLE	VA		01/31/2008		93,073	0	0	0	0	0	0	93,073	93,073	0	0	0
100001297	CARSON	CA		10/04/2007		39,770	0	0	0	0	0	0	39,770	39,770	0	0	0
100001311	MIDLOTHIAN	VA		10/22/2007		142,171	0	0	0	0	0	0	142,171	142,171	0	0	0
100001362	CLEMSON	SC		06/26/2008		57,267	0	0	0	0	0	0	57,267	57,267	0	0	0
100001370	FARMERS BRANCH	TX		11/14/2007		27,063	0	0	0	0	0	0	27,063	27,063	0	0	0
100001384	EVERETT	WA		01/11/2008		21,627	0	0	0	0	0	0	21,627	21,627	0	0	0
100001394	VIRGINIA BEACH	VA		12/27/2007		13,011	0	0	0	0	0	0	13,011	13,011	0	0	0
100001421	SCOTTSDALE	AZ		12/14/2007		8,554	0	0	0	0	0	0	8,554	8,554	0	0	0
100001423	MELVILLE	NY		01/31/2008		10,299	0	0	0	0	0	0	10,299	10,299	0	0	0
100001425	BILLERICA	MA		02/25/2008		44,716	0	0	0	0	0	0	44,716	44,716	0	0	0
110001145	LINDON	UT		02/15/2008		7,142	0	0	0	0	0	0	7,142	7,142	0	0	0
110001154	HOUSTON	TX		02/15/2008		80,524	0	0	0	0	0	0	80,524	80,524	0	0	0
110001218	CARLSBAD	CA		02/15/2008		7,473	0	0	0	0	0	0	7,473	7,473	0	0	0
110001319	DULUTH	GA		02/15/2008		88,421	0	0	0	0	0	0	88,421	88,421	0	0	0
300005390	GLENVIEW	IL		11/18/2003		203,806	0	0	0	0	0	0	203,806	203,806	0	0	0
300005594	BOLINGBROOK	IL		12/31/2003		190,965	0	0	0	0	0	0	190,965	190,965	0	0	0
300005917	SMITHTON	PA		12/06/2004		306,306	0	0	0	0	0	0	306,306	306,306	0	0	0
900000091	CHARLOTTE	NC		10/31/2008		81,470	0	0	0	0	0	0	81,470	81,470	0	0	0
901000230	LOUISBURG	NC		02/07/2011		33,795	0	0	0	0	0	0	33,795	33,795	0	0	0
901000233	MANDEVILLE	LA		02/28/2011		118,088	0	0	0	0	0	0	118,088	118,088	0	0	0
901000245	CORTE MADERA	CA		03/31/2011		33,899	0	0	0	0	0	0	33,899	33,899	0	0	0
901000246	HOUSTON	TX		05/03/2011		112,964	0	0	0	0	0	0	112,964	112,964	0	0	0
901000252	GAITHERSBURG	MD		06/29/2011		112,370	0	0	0	0	0	0	112,370	112,370	0	0	0
901000261	PINELLAS PARK	FL		06/09/2011		83,786	0	0	0	0	0	0	83,786	83,786	0	0	0
901000267	SALT LAKE CITY	UT		06/10/2011		10,829	0	0	0	0	0	0	10,829	10,829	0	0	0
901000269	MIDDLESEX	NJ		10/31/2011		13,305	0	0	0	0	0	0	13,305	13,305	0	0	0
901000287	RICHBORO	PA		01/23/2012		20,547	0	0	0	0	0	0	20,547	20,547	0	0	0
901000289	ARCADIA	CA		10/17/2011		40,240	0	0	0	0	0	0	40,240	40,240	0	0	0
901000293	SHALLOTTE	NC		12/27/2011		65,582	0	0	0	0	0	0	65,582	65,582	0	0	0
901000300	LOUISVILLE	KY		11/01/2011		20,944	0	0	0	0	0	0	20,944	20,944	0	0	0
901000310	LOS ANGELES	CA		12/20/2011		67,396	0	0	0	0	0	0	67,396	67,396	0	0	0
901000321	CLERMONT	FL		02/16/2012		47,607	0	0	0	0	0	0	47,607	47,607	0	0	0
901000326	LAKEWAY	TX		03/01/2012		73,564	0	0	0	0	0	0	73,564	73,564	0	0	0
901000328	OMAHA	NE		07/05/2012		107,484	0	0	0	0	0	0	107,484	107,484	0	0	0
901000330	SAN JOSE	CA		02/27/2012		24,294	0	0	0	0	0	0	24,294	24,294	0	0	0
901000336	SANDY	UT		12/21/2012		38,637	0	0	0	0	0	0	38,637	38,637	0	0	0
901000338	FREDERICK	MD		04/02/2012		45,872	0	0	0	0	0	0	45,872	45,872	0	0	0
901000349	WASHINGTON	DC		06/07/2012		53,932	0	0	0	0	0	0	53,932	53,932	0	0	0
901000350	WASHINGTON	DC		06/07/2012		10,534	0	0	0	0	0	0	10,534	10,534	0	0	0
901000359	MOUNTAIN VIEW	CA		02/28/2013		57,909	0	0	0	0	0	0	57,909	57,909	0	0	0
901000363	STUDIO CITY	CA		06/01/2012		21,479	0	0	0	0	0	0	21,479	21,479	0	0	0
901000380	PALM BEACH GARDENS	FL		11/28/2012		719,155	0	0	0	0	0	0	719,155	719,155	0	0	0
901000382	PALM BEACH GARDENS	FL		11/01/2013		70,630	0	0	0	0	0	0	70,630	70,630	0	0	0
901000386	ROSEMOUNT	MIN		08/29/2012		112,932	0	0	0	0	0	0	112,932	112,932	0	0	0
901000388	SALT LAKE CITY	UT		10/17/2012		184,338	0	0	0	0	0	0	184,338	184,338	0	0	0
901000392	PORTLAND	OR		09/21/2012		67,979	0	0	0	0	0	0	67,979	67,979	0	0	0
901000403	LA MIRADA	CA		08/01/2012		54,248	0	0	0	0	0	0	54,248	54,248	0	0	0
901000404	RANCHO CUCAMONGA	CA		09/04/2012		72,289	0	0	0	0	0	0	72,289	72,289	0	0	0
901000406	SANTA FE SPRINGS	CA		11/01/2012		43,521	0	0	0	0	0	0	43,521	43,521	0	0	0
901000407	BUENA PARK	CA		12/07/2012		121,762	0	0	0	0	0	0	121,762	121,762	0	0	0
901000408	PHILADELPHIA	PA		10/04/2012		78,774	0	0	0	0	0	0	78,774	78,774	0	0	0
901000428	RICHMOND	VA		09/28/2012		30,195	0	0	0	0	0	0	30,195	30,195	0	0	0
901000430	SAN JOSE	CA		02/01/2013		59,941	0	0	0	0	0	0	59,941	59,941	0	0	0
901000434	TIGARD	OR		10/01/2012		35,284	0	0	0	0	0	0	35,284	35,284	0	0	0
901000435	SANTA BARBARA	CA		11/09/2012		29,579	0	0	0	0	0	0	29,579	29,579	0	0	0
901000442	NEW YORK	NY		12/26/2012		26,365	0	0	0	0	0	0	26,365	26,365	0	0	0
901000449	BOCA RATON	FL		10/31/2012		47,995	0	0	0	0	0	0	47,995	47,995	0	0	0
901000462	HAUPPAUGE	NY		12/20/2012		86,366	0	0	0	0	0	0	86,366	86,366	0	0	0

E02.3

STATEMENT AS OF JUNE 30, 2022 OF GENWORTH LIFE INSURANCE COMPANY

**SCHEDULE B - PART 3**

Showing All Mortgage Loans DISPOSED, Transferred or Repaid During the Current Quarter

1 Loan Number	2 Location		4 Loan Type	5 Date Acquired	6 Disposal Date	7 Book Value/ Recorded Investment Excluding Accrued Interest Prior Year	8 Change in Book Value/Recorded Investment					14 Book Value/ Recorded Investment Excluding Accrued Interest on Disposal	15 Consid- eration	16 Foreign Exchange Gain (Loss) on Disposal	17 Realized Gain (Loss) on Disposal	18 Total Gain (Loss) on Disposal	
	2 City	3 State					8 Unrealized Valuation Increase (Decrease)	9 Current Year's (Amortization) /Accretion	10 Current Year's Other- Than- Temporary Impairment Recognized	11 Capitalized Deferred Interest and Other	12 Total Change in Book Value (8+9-10+11)						13 Total Foreign Exchange Change in Book Value
901000464	HOUSTON	TX		12/14/2012		264,292	0	0	0	0	0	0	264,292	264,292	0	0	0
901000466	HAUPPAUGE	NY		12/20/2012		101,414	0	0	0	0	0	0	101,414	101,414	0	0	0
901000468	TORRANCE	CA		12/17/2012		176,522	0	0	0	0	0	0	176,522	176,522	0	0	0
901000470	OAKLAND	CA		11/30/2012		29,580	0	0	0	0	0	0	29,580	29,580	0	0	0
901000472	SALT LAKE CITY	UT		12/12/2012		22,495	0	0	0	0	0	0	22,495	22,495	0	0	0
901000477	LARGO	FL		01/24/2013		104,508	0	0	0	0	0	0	104,508	104,508	0	0	0
901000480	RALEIGH	NC		12/10/2012		27,510	0	0	0	0	0	0	27,510	27,510	0	0	0
901000486	HAINES CITY	FL		03/25/2013		88,313	0	0	0	0	0	0	88,313	88,313	0	0	0
901000489	JACKSON HEIGHTS	NY		03/08/2013		36,672	0	0	0	0	0	0	36,672	36,672	0	0	0
901000491	SHORT HILLS	NJ		02/25/2013		80,887	0	0	0	0	0	0	80,887	80,887	0	0	0
901000497	BLOOMINGTON	MIN		01/11/2013		163,809	0	0	0	0	0	0	163,809	163,809	0	0	0
901000498	CHANTILLY	VA		03/12/2013		35,329	0	0	0	0	0	0	35,329	35,329	0	0	0
901000500	DENVER	CO		03/13/2013		27,143	0	0	0	0	0	0	27,143	27,143	0	0	0
901000504	LOGAN	UT		02/05/2013		72,805	0	0	0	0	0	0	72,805	72,805	0	0	0
901000505	CHAPEL HILL	NC		05/22/2013		46,577	0	0	0	0	0	0	46,577	46,577	0	0	0
901000510	PORTLAND	OR		02/14/2013		35,600	0	0	0	0	0	0	35,600	35,600	0	0	0
901000512	NEW YORK	NY		02/28/2013		19,509	0	0	0	0	0	0	19,509	19,509	0	0	0
901000520	NEW YORK	NY		09/10/2013		126,203	0	0	0	0	0	0	126,203	126,203	0	0	0
901000522	SAN FRANCISCO	CA		03/21/2013		104,770	0	0	0	0	0	0	104,770	104,770	0	0	0
901000523	SPRINGVILLE	UT		04/16/2013		12,833	0	0	0	0	0	0	12,833	12,833	0	0	0
901000524	SOUTH PLAINFIELD	NJ		07/02/2013		32,318	0	0	0	0	0	0	32,318	32,318	0	0	0
901000526	DENVER	CO		03/15/2013		25,038	0	0	0	0	0	0	25,038	25,038	0	0	0
901000545	OREM	UT		04/22/2013		101,863	0	0	0	0	0	0	101,863	101,863	0	0	0
901000547	SAN FRANCISCO	CA		04/05/2013		61,345	0	0	0	0	0	0	61,345	61,345	0	0	0
901000564	LOUISVILLE	KY		06/28/2013		27,630	0	0	0	0	0	0	27,630	27,630	0	0	0
901000577	HANOVER	MD		05/29/2013		110,484	0	0	0	0	0	0	110,484	110,484	0	0	0
901000579	FLORAL PARK	NY		05/30/2013		37,259	0	0	0	0	0	0	37,259	37,259	0	0	0
901000581	LINTHICUM	MD		07/03/2013		148,038	0	0	0	0	0	0	148,038	148,038	0	0	0
901000591	SCAPPOOSE	OR		08/08/2013		28,981	0	0	0	0	0	0	28,981	28,981	0	0	0
901000593	DENVER	CO		07/22/2013		21,858	0	0	0	0	0	0	21,858	21,858	0	0	0
901000594	ZEPHYRHILLS	FL		07/29/2013		193,647	0	0	0	0	0	0	193,647	193,647	0	0	0
901000601	PHILADELPHIA	PA		09/09/2013		77,056	0	0	0	0	0	0	77,056	77,056	0	0	0
901000603	RICHMOND	VA		08/05/2013		66,391	0	0	0	0	0	0	66,391	66,391	0	0	0
901000604	HUNTINGTON BEACH	CA		08/12/2013		28,941	0	0	0	0	0	0	28,941	28,941	0	0	0
901000606	CRESCENT SPRINGS	KY		08/30/2013		50,881	0	0	0	0	0	0	50,881	50,881	0	0	0
901000612	RIVERVIEW	FL		09/09/2013		13,439	0	0	0	0	0	0	13,439	13,439	0	0	0
901000614	LEXINGTON	SC		07/24/2013		70,619	0	0	0	0	0	0	70,619	70,619	0	0	0
901000617	BURBANK	CA		09/19/2013		43,671	0	0	0	0	0	0	43,671	43,671	0	0	0
901000620	LOS ALAMITOS	CA		08/07/2013		67,470	0	0	0	0	0	0	67,470	67,470	0	0	0
901000624	LOGAN	UT		08/30/2013		98,746	0	0	0	0	0	0	98,746	98,746	0	0	0
901000633	SEATTLE	WA		09/11/2013		50,319	0	0	0	0	0	0	50,319	50,319	0	0	0
901000638	FEASTERVILLE	PA		11/06/2013		267,442	0	0	0	0	0	0	267,442	267,442	0	0	0
901000644	HUNTINGTON	NY		11/12/2013		28,620	0	0	0	0	0	0	28,620	28,620	0	0	0
901000648	Hillsboro	OR		01/02/2014		56,999	0	0	0	0	0	0	56,999	56,999	0	0	0
901000659	CLEVELAND	OH		11/22/2013		34,202	0	0	0	0	0	0	34,202	34,202	0	0	0
901000660	ARBUTUS	MD		12/10/2013		31,681	0	0	0	0	0	0	31,681	31,681	0	0	0
901000671	HICKORY	NC		11/27/2013		90,810	0	0	0	0	0	0	90,810	90,810	0	0	0
901000676	SAN JUAN CAPISTRANO	CA		11/27/2013		26,609	0	0	0	0	0	0	26,609	26,609	0	0	0
901000677	Gastonia	NC		05/09/2014		88,125	0	0	0	0	0	0	88,125	88,125	0	0	0
901000678	SALT LAKE CITY	UT		12/23/2013		85,157	0	0	0	0	0	0	85,157	85,157	0	0	0
901000685	ALBUQUERQUE	NM		01/17/2014		47,330	0	0	0	0	0	0	47,330	47,330	0	0	0
901000691	AURORA	CO		12/27/2013		23,506	0	0	0	0	0	0	23,506	23,506	0	0	0
901000693	CINCINNATI	OH		12/18/2013		19,123	0	0	0	0	0	0	19,123	19,123	0	0	0
901000694	TAMPA	FL		12/11/2013		30,308	0	0	0	0	0	0	30,308	30,308	0	0	0
901000704	SALT LAKE CITY	UT		12/19/2013		14,579	0	0	0	0	0	0	14,579	14,579	0	0	0
901000712	WALNUT CREEK	CA		02/25/2014		24,378	0	0	0	0	0	0	24,378	24,378	0	0	0
901000719	Federal Way	WA		03/21/2014		121,908	0	0	0	0	0	0	121,908	121,908	0	0	0
901000722	HENDERSON	NV		03/10/2014		82,728	0	0	0	0	0	0	82,728	82,728	0	0	0
901000729	Porterville	CA		03/31/2014		26,621	0	0	0	0	0	0	26,621	26,621	0	0	0
901000730	Marlton	NJ		04/15/2014		20,020	0	0	0	0	0	0	20,020	20,020	0	0	0

E02.4

STATEMENT AS OF JUNE 30, 2022 OF GENWORTH LIFE INSURANCE COMPANY

**SCHEDULE B - PART 3**

Showing All Mortgage Loans DISPOSED, Transferred or Repaid During the Current Quarter

1 Loan Number	2 Location		4 Loan Type	5 Date Acquired	6 Disposal Date	7 Book Value/ Recorded Investment Excluding Accrued Interest Prior Year	8 Change in Book Value/Recorded Investment					14 Book Value/ Recorded Investment Excluding Accrued Interest on Disposal	15 Consid- eration	16 Foreign Exchange Gain (Loss) on Disposal	17 Realized Gain (Loss) on Disposal	18 Total Gain (Loss) on Disposal	
	2 City	3 State					8 Unrealized Valuation Increase (Decrease)	9 Current Year's (Amortization) /Accretion	10 Current Year's Other- Than- Temporary Impairment Recognized	11 Capitalized Deferred Interest and Other	12 Total Change in Book Value (8+9-10+11)						13 Total Foreign Exchange Change in Book Value
901000731	Atlanta	GA		08/28/2014		45,017	0	0	0	0	0	0	45,017	45,017	0	0	0
901000736	Sterling	VA		05/16/2014		32,282	0	0	0	0	0	0	32,282	32,282	0	0	0
901000743	Austin	TX		05/02/2014		128,590	0	0	0	0	0	0	128,590	128,590	0	0	0
901000746	West Chester	PA		05/13/2014		95,727	0	0	0	0	0	0	95,727	95,727	0	0	0
901000753	Houston	TX		06/10/2014		33,003	0	0	0	0	0	0	33,003	33,003	0	0	0
901000754	Kyle	TX		07/03/2014		37,655	0	0	0	0	0	0	37,655	37,655	0	0	0
901000770	Las Vegas	NV		04/29/2014		47,517	0	0	0	0	0	0	47,517	47,517	0	0	0
901000777	Salt Lake City	UT		06/03/2014		59,552	0	0	0	0	0	0	59,552	59,552	0	0	0
901000779	Melville	NY		08/08/2014		87,243	0	0	0	0	0	0	87,243	87,243	0	0	0
901000789	Providence	RI		08/15/2014		124,408	0	0	0	0	0	0	124,408	124,408	0	0	0
901000790	Riverside	CA		08/08/2014		24,683	0	0	0	0	0	0	24,683	24,683	0	0	0
901000795	Berkeley	CA		07/02/2014		29,447	0	0	0	0	0	0	29,447	29,447	0	0	0
901000799	Tucson	AZ		08/08/2014		22,617	0	0	0	0	0	0	22,617	22,617	0	0	0
901000800	Garden City	NY		08/27/2014		73,750	0	0	0	0	0	0	73,750	73,750	0	0	0
901000801	Garden City	NY		08/27/2014		14,750	0	0	0	0	0	0	14,750	14,750	0	0	0
901000803	Greenwood Village	CO		07/31/2014		23,774	0	0	0	0	0	0	23,774	23,774	0	0	0
901000807	Portland	OR		07/31/2014		44,076	0	0	0	0	0	0	44,076	44,076	0	0	0
901000808	Gilbert	AZ		08/20/2014		28,371	0	0	0	0	0	0	28,371	28,371	0	0	0
901000811	Coon Rapids	MIN		08/27/2014		66,287	0	0	0	0	0	0	66,287	66,287	0	0	0
901000815	Arcadia	CA		05/18/2015		81,042	0	0	0	0	0	0	81,042	81,042	0	0	0
901000816	Oklahoma City	OK		08/08/2014		24,206	0	0	0	0	0	0	24,206	24,206	0	0	0
901000821	Wilsonville	OR		08/14/2014		107,115	0	0	0	0	0	0	107,115	107,115	0	0	0
901000825	Largo	FL		12/16/2014		305,052	0	0	0	0	0	0	305,052	305,052	0	0	0
901000827	Denver	CO		09/26/2014		20,954	0	0	0	0	0	0	20,954	20,954	0	0	0
901000832	Salt Lake City	UT		09/26/2014		75,156	0	0	0	0	0	0	75,156	75,156	0	0	0
901000835	Gahanna	OH		10/10/2014		110,722	0	0	0	0	0	0	110,722	110,722	0	0	0
901000838	Lutz	FL		09/26/2014		30,315	0	0	0	0	0	0	30,315	30,315	0	0	0
901000842	San Francisco	CA		01/16/2015		143,929	0	0	0	0	0	0	143,929	143,929	0	0	0
901000845	Jacksonville	FL		09/30/2014		136,567	0	0	0	0	0	0	136,567	136,567	0	0	0
901000846	Hanford	CA		11/03/2014		86,181	0	0	0	0	0	0	86,181	86,181	0	0	0
901000847	Fountain Valley	CA		11/06/2014		37,175	0	0	0	0	0	0	37,175	37,175	0	0	0
901000850	Las Vegas	NV		10/30/2014		23,118	0	0	0	0	0	0	23,118	23,118	0	0	0
901000851	Gahanna	OH		11/24/2014		29,700	0	0	0	0	0	0	29,700	29,700	0	0	0
901000854	Oceanside	CA		01/08/2015		24,720	0	0	0	0	0	0	24,720	24,720	0	0	0
901000856	Gaithersburg	MD		12/01/2014		25,660	0	0	0	0	0	0	25,660	25,660	0	0	0
901000861	Brentwood	MO		12/23/2014		34,948	0	0	0	0	0	0	34,948	34,948	0	0	0
901000862	Fountain Valley	CA		12/09/2014		28,932	0	0	0	0	0	0	28,932	28,932	0	0	0
901000864	Spokane	WA		12/05/2014		121,869	0	0	0	0	0	0	121,869	121,869	0	0	0
901000865	Fairless Hills	PA		01/23/2015		77,686	0	0	0	0	0	0	77,686	77,686	0	0	0
901000868	Houston	TX		11/25/2014		29,205	0	0	0	0	0	0	29,205	29,205	0	0	0
901000872	Clackamas	OR		12/10/2014		93,209	0	0	0	0	0	0	93,209	93,209	0	0	0
901000874	Willow Grove	PA		01/30/2015		154,285	0	0	0	0	0	0	154,285	154,285	0	0	0
901000878	Falls Church	VA		01/12/2015		47,287	0	0	0	0	0	0	47,287	47,287	0	0	0
901000879	Omaha	NE		12/19/2014		75,899	0	0	0	0	0	0	75,899	75,899	0	0	0
901000881	Brooklyn	NY		12/29/2014		134,432	0	0	0	0	0	0	134,432	134,432	0	0	0
901000883	Cutler Bay	FL		12/23/2014		33,761	0	0	0	0	0	0	33,761	33,761	0	0	0
901000891	Palmetto	FL		01/15/2015		187,034	0	0	0	0	0	0	187,034	187,034	0	0	0
901000893	Temecula	CA		12/18/2014		41,779	0	0	0	0	0	0	41,779	41,779	0	0	0
901000895	SANDY	UT		01/26/2015		99,178	0	0	0	0	0	0	99,178	99,178	0	0	0
901000899	LEHI	UT		02/12/2015		82,104	0	0	0	0	0	0	82,104	82,104	0	0	0
90100901	Woodbury	MIN		03/24/2015		31,083	0	0	0	0	0	0	31,083	31,083	0	0	0
90100902	McKinney	TX		01/07/2015		22,090	0	0	0	0	0	0	22,090	22,090	0	0	0
90100903	Wellesley	MA		02/20/2015		33,942	0	0	0	0	0	0	33,942	33,942	0	0	0
90100910	Victoria	TX		01/29/2015		27,664	0	0	0	0	0	0	27,664	27,664	0	0	0
90100914	WILMINGTON	NC		03/31/2015		44,438	0	0	0	0	0	0	44,438	44,438	0	0	0
90100915	Germentown	TN		03/20/2015		153,685	0	0	0	0	0	0	153,685	153,685	0	0	0
90100919	CHARLOTTE	NC		02/25/2015		52,616	0	0	0	0	0	0	52,616	52,616	0	0	0
90100927	La Porte	TX		03/30/2015		20,606	0	0	0	0	0	0	20,606	20,606	0	0	0
90100930	Redwood City	CA		04/10/2015		35,269	0	0	0	0	0	0	35,269	35,269	0	0	0
90100936	Phoenix	AZ		04/17/2015		8,360	0	0	0	0	0	0	8,360	8,360	0	0	0

STATEMENT AS OF JUNE 30, 2022 OF GENWORTH LIFE INSURANCE COMPANY

**SCHEDULE B - PART 3**

Showing All Mortgage Loans DISPOSED, Transferred or Repaid During the Current Quarter

1 Loan Number	2 Location		4 Loan Type	5 Date Acquired	6 Disposal Date	7 Book Value/ Recorded Investment Excluding Accrued Interest Prior Year	8 Change in Book Value/Recorded Investment					14 Book Value/ Recorded Investment Excluding Accrued Interest on Disposal	15 Consid- eration	16 Foreign Exchange Gain (Loss) on Disposal	17 Realized Gain (Loss) on Disposal	18 Total Gain (Loss) on Disposal	
	2 City	3 State					8 Unrealized Valuation Increase (Decrease)	9 Current Year's (Amortization) /Accretion	10 Current Year's Other- Than- Temporary Impairment Recognized	11 Capitalized Deferred Interest and Other	12 Total Change in Book Value (8+9-10+11)						13 Total Foreign Exchange Change in Book Value
90100937	Long Beach	CA		04/23/2015		45,652	0	0	0	0	0	0	45,652	45,652	0	0	0
90100939	TIGARD	OR		04/30/2015		15,174	0	0	0	0	0	0	15,174	15,174	0	0	0
90100940	Chesterfield	VA		05/19/2015		21,577	0	0	0	0	0	0	21,577	21,577	0	0	0
90100942	South Portland	ME		05/08/2015		40,165	0	0	0	0	0	0	40,165	40,165	0	0	0
90100943	Tulsa	OK		04/30/2015		79,296	0	0	0	0	0	0	79,296	79,296	0	0	0
90100944	Seattle	WA		06/05/2015		16,287	0	0	0	0	0	0	16,287	16,287	0	0	0
90100946	Farmingdale	NY		05/28/2015		165,688	0	0	0	0	0	0	165,688	165,688	0	0	0
90100952	Escondido	CA		05/05/2015		28,988	0	0	0	0	0	0	28,988	28,988	0	0	0
90100962	Milwaukee	WI		08/11/2015		33,543	0	0	0	0	0	0	33,543	33,543	0	0	0
90100965	Centennial	CO		05/21/2015		81,335	0	0	0	0	0	0	81,335	81,335	0	0	0
90100966	Fallbrook	CA		08/11/2015		49,335	0	0	0	0	0	0	49,335	49,335	0	0	0
90100969	Kennesaw	GA		11/16/2015		33,601	0	0	0	0	0	0	33,601	33,601	0	0	0
90100970	Salt Lake City	UT		07/17/2015		119,551	0	0	0	0	0	0	119,551	119,551	0	0	0
90100973	Zephyrhills	FL		08/03/2015		32,401	0	0	0	0	0	0	32,401	32,401	0	0	0
90100974	Costa Mesa	CA		06/02/2015		24,054	0	0	0	0	0	0	24,054	24,054	0	0	0
90100975	Hauppauge	NY		05/28/2015		103,900	0	0	0	0	0	0	103,900	103,900	0	0	0
90100981	Encinitas	CA		05/19/2015		33,084	0	0	0	0	0	0	33,084	33,084	0	0	0
90100984	Las Vegas	NV		06/01/2015		68,693	0	0	0	0	0	0	68,693	68,693	0	0	0
90100985	Mesa	AZ		07/01/2015		49,342	0	0	0	0	0	0	49,342	49,342	0	0	0
90100986	CHAPEL HILL	NC		08/27/2015		61,746	0	0	0	0	0	0	61,746	61,746	0	0	0
90100999	Waltham	MA		08/03/2015		133,065	0	0	0	0	0	0	133,065	133,065	0	0	0
901001004	Kirkland	WA		06/30/2015		47,746	0	0	0	0	0	0	47,746	47,746	0	0	0
901001008	Fridley	MN		11/30/2015		34,848	0	0	0	0	0	0	34,848	34,848	0	0	0
901001009	TAMPA	FL		10/19/2015		43,410	0	0	0	0	0	0	43,410	43,410	0	0	0
901001018	Schererville	IN		10/28/2015		25,972	0	0	0	0	0	0	25,972	25,972	0	0	0
901001020	BRADENTON	FL		09/24/2015		20,773	0	0	0	0	0	0	20,773	20,773	0	0	0
901001025	North Randall	OH		10/26/2015		24,442	0	0	0	0	0	0	24,442	24,442	0	0	0
901001027	SAN CLEMENTE	CA		09/24/2015		30,453	0	0	0	0	0	0	30,453	30,453	0	0	0
901001035	Melville	NY		11/12/2015		51,626	0	0	0	0	0	0	51,626	51,626	0	0	0
901001037	Pleasanton	CA		10/08/2015		31,733	0	0	0	0	0	0	31,733	31,733	0	0	0
901001038	Denver	CO		10/19/2015		21,585	0	0	0	0	0	0	21,585	21,585	0	0	0
901001039	Pottstown	PA		11/20/2015		99,384	0	0	0	0	0	0	99,384	99,384	0	0	0
901001040	Napa	CA		10/09/2015		40,899	0	0	0	0	0	0	40,899	40,899	0	0	0
901001041	Hauppauge	NY		10/23/2015		52,127	0	0	0	0	0	0	52,127	52,127	0	0	0
901001049	Alpharetta	GA		11/16/2015		34,955	0	0	0	0	0	0	34,955	34,955	0	0	0
901001054	Hanford	CA		11/02/2015		125,730	0	0	0	0	0	0	125,730	125,730	0	0	0
901001055	Franklin	TN		11/05/2015		44,703	0	0	0	0	0	0	44,703	44,703	0	0	0
901001057	SANTA FE SPRINGS	CA		12/10/2015		28,451	0	0	0	0	0	0	28,451	28,451	0	0	0
901001061	North Oaks	MN		12/11/2015		86,345	0	0	0	0	0	0	86,345	86,345	0	0	0
901001066	Louisville	KY		12/18/2015		53,116	0	0	0	0	0	0	53,116	53,116	0	0	0
901001073	Bellaire	TX		01/14/2016		28,748	0	0	0	0	0	0	28,748	28,748	0	0	0
901001074	Huntington	NY		12/17/2015		40,483	0	0	0	0	0	0	40,483	40,483	0	0	0
901001075	Millersville	MD		12/02/2015		25,141	0	0	0	0	0	0	25,141	25,141	0	0	0
901001077	Brooklyn	NY		03/24/2016		26,499	0	0	0	0	0	0	26,499	26,499	0	0	0
901001078	McHenry	IL		01/28/2016		33,833	0	0	0	0	0	0	33,833	33,833	0	0	0
901001080	Pleasanton	CA		12/17/2015		75,207	0	0	0	0	0	0	75,207	75,207	0	0	0
901001081	Westminster	CO		12/15/2015		17,559	0	0	0	0	0	0	17,559	17,559	0	0	0
901001082	Birmingham	AL		12/16/2015		69,886	0	0	0	0	0	0	69,886	69,886	0	0	0
901001091	MOUNT JULIET	TN		01/20/2016		36,272	0	0	0	0	0	0	36,272	36,272	0	0	0
901001092	Colleyville	TX		01/27/2016		19,356	0	0	0	0	0	0	19,356	19,356	0	0	0
901001093	San Diego	CA		02/26/2016		21,344	0	0	0	0	0	0	21,344	21,344	0	0	0
901001096	Potomac	MD		07/19/2016		17,336	0	0	0	0	0	0	17,336	17,336	0	0	0
901001097	Carlsbad	CA		02/10/2016		26,200	0	0	0	0	0	0	26,200	26,200	0	0	0
901001099	Nashua	NH		02/19/2016		22,413	0	0	0	0	0	0	22,413	22,413	0	0	0
901001101	Bend	OR		03/30/2016		11,769	0	0	0	0	0	0	11,769	11,769	0	0	0
901001102	Berwyn	IL		08/09/2017		41,371	0	0	0	0	0	0	41,371	41,371	0	0	0
901001103	Plumstead Township	PA		05/12/2016		35,353	0	0	0	0	0	0	35,353	35,353	0	0	0
901001111	Salt Lake City	UT		03/31/2016		86,814	0	0	0	0	0	0	86,814	86,814	0	0	0
901001112	Burnsville	MN		04/07/2016		51,489	0	0	0	0	0	0	51,489	51,489	0	0	0
901001117	Kennesaw	GA		03/22/2016		27,627	0	0	0	0	0	0	27,627	27,627	0	0	0

STATEMENT AS OF JUNE 30, 2022 OF GENWORTH LIFE INSURANCE COMPANY

**SCHEDULE B - PART 3**

Showing All Mortgage Loans DISPOSED, Transferred or Repaid During the Current Quarter

1 Loan Number	2 Location		4 Loan Type	5 Date Acquired	6 Disposal Date	7 Book Value/ Recorded Investment Excluding Accrued Interest Prior Year	8 Change in Book Value/Recorded Investment					14 Book Value/ Recorded Investment Excluding Accrued Interest on Disposal	15 Consid- eration	16 Foreign Exchange Gain (Loss) on Disposal	17 Realized Gain (Loss) on Disposal	18 Total Gain (Loss) on Disposal	
	2 City	3 State					8 Unrealized Valuation Increase (Decrease)	9 Current Year's (Amortization) /Accretion	10 Current Year's Other- Than- Temporary Impairment Recognized	11 Capitalized Deferred Interest and Other	12 Total Change in Book Value (8+9-10+11)						13 Total Foreign Exchange Change in Book Value
901001125	Philadelphia	PA		06/01/2016		87,394	0	0	0	0	0	0	87,394	87,394	0	0	0
901001126	Germantown	MD		05/31/2016		18,739	0	0	0	0	0	0	18,739	18,739	0	0	0
901001127	Columbia	MD		05/31/2016		21,622	0	0	0	0	0	0	21,622	21,622	0	0	0
901001129	Dallas	TX		05/16/2016		36,251	0	0	0	0	0	0	36,251	36,251	0	0	0
901001135	Fort Mill	SC		05/26/2016		25,918	0	0	0	0	0	0	25,918	25,918	0	0	0
901001140	Warminster	PA		06/30/2016		48,208	0	0	0	0	0	0	48,208	48,208	0	0	0
901001144	YAKIMA	WA		08/15/2016		110,852	0	0	0	0	0	0	110,852	110,852	0	0	0
901001146	Pearland	TX		06/15/2016		59,237	0	0	0	0	0	0	59,237	59,237	0	0	0
901001148	Hanford	CA		09/01/2016		18,428	0	0	0	0	0	0	18,428	18,428	0	0	0
901001150	Blue Springs	MO		09/14/2016		24,115	0	0	0	0	0	0	24,115	24,115	0	0	0
901001151	Leesburg	GA		07/05/2016		56,632	0	0	0	0	0	0	56,632	56,632	0	0	0
901001156	Sterling Heights	MI		08/31/2016		55,586	0	0	0	0	0	0	55,586	55,586	0	0	0
901001160	Grand Forks	ND		08/10/2016		36,529	0	0	0	0	0	0	36,529	36,529	0	0	0
901001161	Washington	DC		10/11/2016		96,347	0	0	0	0	0	0	96,347	96,347	0	0	0
901001162	Los Angeles	CA		09/01/2016		85,250	0	0	0	0	0	0	85,250	85,250	0	0	0
901001164	OCALA	FL		07/27/2016		19,428	0	0	0	0	0	0	19,428	19,428	0	0	0
901001167	League City	TX		10/14/2016		67,644	0	0	0	0	0	0	67,644	67,644	0	0	0
901001169	Indianapolis	IN		09/01/2016		41,967	0	0	0	0	0	0	41,967	41,967	0	0	0
901001171	Louisville	KY		10/03/2016		100,531	0	0	0	0	0	0	100,531	100,531	0	0	0
901001172	Oklahoma City	OK		10/06/2016		34,858	0	0	0	0	0	0	34,858	34,858	0	0	0
901001175	Montlake Terrace	WA		01/18/2017		42,856	0	0	0	0	0	0	42,856	42,856	0	0	0
901001176	CHAPEL HILL	NC		10/24/2016		61,927	0	0	0	0	0	0	61,927	61,927	0	0	0
901001177	Trappe	PA		12/28/2016		93,960	0	0	0	0	0	0	93,960	93,960	0	0	0
901001179	Oceanside	CA		09/29/2016		19,470	0	0	0	0	0	0	19,470	19,470	0	0	0
901001180	Carlsbad	CA		09/08/2016		31,515	0	0	0	0	0	0	31,515	31,515	0	0	0
901001181	Leesburg	VA		02/01/2017		72,414	0	0	0	0	0	0	72,414	72,414	0	0	0
901001185	Frederick	MD		12/08/2016		59,927	0	0	0	0	0	0	59,927	59,927	0	0	0
901001186	New Castle	DE		10/31/2016		17,544	0	0	0	0	0	0	17,544	17,544	0	0	0
901001187	Chatanooga	TN		12/05/2016		20,784	0	0	0	0	0	0	20,784	20,784	0	0	0
901001192	Midlothian	VA		11/17/2016		23,714	0	0	0	0	0	0	23,714	23,714	0	0	0
901001200	Shrewsbury	NJ		10/31/2016		34,588	0	0	0	0	0	0	34,588	34,588	0	0	0
901001202	Greenville	NC		02/15/2017		108,721	0	0	0	0	0	0	108,721	108,721	0	0	0
901001203	Ponte Vedra Beach	FL		12/30/2016		52,549	0	0	0	0	0	0	52,549	52,549	0	0	0
901001204	Jacksonville	FL		12/01/2016		58,804	0	0	0	0	0	0	58,804	58,804	0	0	0
901001205	Culver City	CA		11/04/2016		40,274	0	0	0	0	0	0	40,274	40,274	0	0	0
901001207	Durham	NC		12/22/2016		52,257	0	0	0	0	0	0	52,257	52,257	0	0	0
901001209	Porterville	CA		12/05/2016		48,075	0	0	0	0	0	0	48,075	48,075	0	0	0
901001210	Wayne	MI		12/22/2016		18,982	0	0	0	0	0	0	18,982	18,982	0	0	0
901001212	Chesteron	IN		12/21/2016		17,287	0	0	0	0	0	0	17,287	17,287	0	0	0
901001213	Limerick	PA		12/22/2016		12,871	0	0	0	0	0	0	12,871	12,871	0	0	0
901001214	Limerick	PA		12/22/2016		17,742	0	0	0	0	0	0	17,742	17,742	0	0	0
901001215	San Diego	CA		12/02/2016		90,471	0	0	0	0	0	0	90,471	90,471	0	0	0
901001216	Islandia	NY		03/08/2017		33,495	0	0	0	0	0	0	33,495	33,495	0	0	0
901001217	Atlanta	GA		12/29/2016		14,191	0	0	0	0	0	0	14,191	14,191	0	0	0
901001218	Charlotte	NC		01/20/2017		14,385	0	0	0	0	0	0	14,385	14,385	0	0	0
901001220	Somerset	NJ		12/29/2016		19,789	0	0	0	0	0	0	19,789	19,789	0	0	0
901001221	Largo	FL		06/22/2017		6,720	0	0	0	0	0	0	6,720	6,720	0	0	0
901001223	Chino Hills	CA		12/01/2016		67,357	0	0	0	0	0	0	67,357	67,357	0	0	0
901001224	Houston	TX		01/26/2017		26,323	0	0	0	0	0	0	26,323	26,323	0	0	0
901001227	Escondido	CA		01/09/2017		11,677	0	0	0	0	0	0	11,677	11,677	0	0	0
901001228	Englewood	CO		12/21/2016		86,993	0	0	0	0	0	0	86,993	86,993	0	0	0
901001236	Largo	MD		01/24/2017		60,382	0	0	0	0	0	0	60,382	60,382	0	0	0
901001237	Raleigh	NC		05/03/2017		45,805	0	0	0	0	0	0	45,805	45,805	0	0	0
901001246	Carlsbad	CA		02/10/2017		36,973	0	0	0	0	0	0	36,973	36,973	0	0	0
901001247	Farmingdale	NY		11/14/2017		29,602	0	0	0	0	0	0	29,602	29,602	0	0	0
901001248	Huntington	NY		02/21/2017		44,168	0	0	0	0	0	0	44,168	44,168	0	0	0
901001253	Largo	FL		01/31/2017		9,485	0	0	0	0	0	0	9,485	9,485	0	0	0
901001256	Woodville	WA		03/07/2017		54,804	0	0	0	0	0	0	54,804	54,804	0	0	0
901001258	Buena Park	CA		03/27/2017		20,392	0	0	0	0	0	0	20,392	20,392	0	0	0
901001264	Aurora	IL		03/28/2017		41,473	0	0	0	0	0	0	41,473	41,473	0	0	0

STATEMENT AS OF JUNE 30, 2022 OF GENWORTH LIFE INSURANCE COMPANY

**SCHEDULE B - PART 3**

Showing All Mortgage Loans DISPOSED, Transferred or Repaid During the Current Quarter

1 Loan Number	2 Location		4 Loan Type	5 Date Acquired	6 Disposal Date	7 Book Value/ Recorded Investment Excluding Accrued Interest Prior Year	8 Change in Book Value/Recorded Investment					14 Book Value/ Recorded Investment Excluding Accrued Interest on Disposal	15 Consid- eration	16 Foreign Exchange Gain (Loss) on Disposal	17 Realized Gain (Loss) on Disposal	18 Total Gain (Loss) on Disposal	
	2 City	3 State					8 Unrealized Valuation Increase (Decrease)	9 Current Year's (Amortization) /Accretion	10 Current Year's Other- Than- Temporary Impairment Recognized	11 Capitalized Deferred Interest and Other	12 Total Change in Book Value (8+9-10+11)						13 Total Foreign Exchange Change in Book Value
901001266	Spokane	WA		04/20/2017		25,214	0	0	0	0	0	0	25,214	25,214	0	0	0
901001267	Melville	NY		05/05/2017		39,253	0	0	0	0	0	0	39,253	39,253	0	0	0
901001268	Melville	NY		05/05/2017		13,084	0	0	0	0	0	0	13,084	13,084	0	0	0
901001269	Huntington	NY		05/05/2017		26,168	0	0	0	0	0	0	26,168	26,168	0	0	0
901001273	Council Bluffs	IA		05/01/2017		33,868	0	0	0	0	0	0	33,868	33,868	0	0	0
901001274	Mason	OH		03/31/2017		20,163	0	0	0	0	0	0	20,163	20,163	0	0	0
901001275	St Louis	MO		05/01/2017		37,946	0	0	0	0	0	0	37,946	37,946	0	0	0
901001278	Cary	NC		08/31/2017		23,201	0	0	0	0	0	0	23,201	23,201	0	0	0
901001280	Santa Rosa	CA		05/04/2017		37,686	0	0	0	0	0	0	37,686	37,686	0	0	0
901001281	Elmwood Park	IL		05/04/2017		20,948	0	0	0	0	0	0	20,948	20,948	0	0	0
901001284	Corona	CA		06/01/2017		35,413	0	0	0	0	0	0	35,413	35,413	0	0	0
901001285	Louisville	KY		05/01/2017		66,637	0	0	0	0	0	0	66,637	66,637	0	0	0
901001286	Chester	VA		05/05/2017		14,857	0	0	0	0	0	0	14,857	14,857	0	0	0
901001289	Fernandina Beach	FL		05/05/2017		49,470	0	0	0	0	0	0	49,470	49,470	0	0	0
901001292	Camarillo	CA		04/18/2017		64,786	0	0	0	0	0	0	64,786	64,786	0	0	0
901001295	Melville	NY		05/23/2017		80,167	0	0	0	0	0	0	80,167	80,167	0	0	0
901001296	Camarillo	CA		04/18/2017		35,763	0	0	0	0	0	0	35,763	35,763	0	0	0
901001300	Largo	FL		05/10/2017		28,575	0	0	0	0	0	0	28,575	28,575	0	0	0
901001302	Capitol Heights	MD		06/08/2017		22,782	0	0	0	0	0	0	22,782	22,782	0	0	0
901001312	Oakland	CA		06/01/2017		28,939	0	0	0	0	0	0	28,939	28,939	0	0	0
901001316	Austin	TX		06/07/2017		32,817	0	0	0	0	0	0	32,817	32,817	0	0	0
901001320	Blacksburg	VA		06/21/2017		22,447	0	0	0	0	0	0	22,447	22,447	0	0	0
901001325	Largo	FL		09/26/2017		26,383	0	0	0	0	0	0	26,383	26,383	0	0	0
901001326	Tujunga	CA		08/16/2017		36,621	0	0	0	0	0	0	36,621	36,621	0	0	0
901001327	Federal Way	WA		05/31/2017		27,823	0	0	0	0	0	0	27,823	27,823	0	0	0
901001331	Third Lake	IL		12/26/2017		21,171	0	0	0	0	0	0	21,171	21,171	0	0	0
901001334	Cold Spring	KY		07/20/2017		16,636	0	0	0	0	0	0	16,636	16,636	0	0	0
901001335	Thornton	CO		09/21/2017		43,756	0	0	0	0	0	0	43,756	43,756	0	0	0
901001337	Crown Point	IN		08/14/2017		43,465	0	0	0	0	0	0	43,465	43,465	0	0	0
901001340	Jamestown	NC		08/15/2017		165,986	0	0	0	0	0	0	165,986	165,986	0	0	0
901001342	Troutdale	OR		10/05/2017		46,972	0	0	0	0	0	0	46,972	46,972	0	0	0
901001345	Huntingdon Valley	PA		08/29/2017		12,241	0	0	0	0	0	0	12,241	12,241	0	0	0
901001349	Dawsonville	GA		08/01/2017		10,242	0	0	0	0	0	0	10,242	10,242	0	0	0
901001353	Timonium Baltimore Co	MD		09/25/2017		104,157	0	0	0	0	0	0	104,157	104,157	0	0	0
901001360	Winston-Salem	NC		08/31/2017		14,457	0	0	0	0	0	0	14,457	14,457	0	0	0
901001362	Olive Branch	MS		08/31/2017		38,469	0	0	0	0	0	0	38,469	38,469	0	0	0
901001365	Saint Simons Island	GA		10/17/2017		13,836	0	0	0	0	0	0	13,836	13,836	0	0	0
901001368	Piano	TX		10/17/2017		18,868	0	0	0	0	0	0	18,868	18,868	0	0	0
901001370	Beaverton	OR		10/20/2017		35,037	0	0	0	0	0	0	35,037	35,037	0	0	0
901001371	Portland	OR		11/13/2017		56,370	0	0	0	0	0	0	56,370	56,370	0	0	0
901001375	Sumner	WA		09/13/2017		78,531	0	0	0	0	0	0	78,531	78,531	0	0	0
901001377	Escondido	CA		09/28/2017		26,142	0	0	0	0	0	0	26,142	26,142	0	0	0
901001378	Lynchburg	VA		09/27/2017		20,813	0	0	0	0	0	0	20,813	20,813	0	0	0
901001381	Bloomington	MN		10/02/2017		16,438	0	0	0	0	0	0	16,438	16,438	0	0	0
901001387	Baltimore	MD		12/21/2017		15,878	0	0	0	0	0	0	15,878	15,878	0	0	0
901001388	Austin	TX		10/18/2017		32,986	0	0	0	0	0	0	32,986	32,986	0	0	0
901001389	Newtown Square	PA		11/22/2017		197,131	0	0	0	0	0	0	197,131	197,131	0	0	0
901001391	Rancho Cucamonga	CA		11/17/2017		31,800	0	0	0	0	0	0	31,800	31,800	0	0	0
901001395	Shreveport	LA		02/12/2018		40,676	0	0	0	0	0	0	40,676	40,676	0	0	0
901001396	Shreveport	LA		02/12/2018		19,970	0	0	0	0	0	0	19,970	19,970	0	0	0
901001399	Santa Rosa	CA		10/31/2017		20,186	0	0	0	0	0	0	20,186	20,186	0	0	0
901001400	Windsor	CO		11/30/2017		15,263	0	0	0	0	0	0	15,263	15,263	0	0	0
901001403	Valley View	OH		12/27/2017		17,915	0	0	0	0	0	0	17,915	17,915	0	0	0
901001404	Dresher	PA		05/25/2018		67,127	0	0	0	0	0	0	67,127	67,127	0	0	0
901001405	Manassas	VA		12/08/2017		22,249	0	0	0	0	0	0	22,249	22,249	0	0	0
901001409	Lewis Center	OH		12/20/2017		30,521	0	0	0	0	0	0	30,521	30,521	0	0	0
901001415	Houston	TX		01/03/2018		44,383	0	0	0	0	0	0	44,383	44,383	0	0	0
901001417	Bellingham	WA		01/30/2018		68,142	0	0	0	0	0	0	68,142	68,142	0	0	0
901001418	St. Louis	MO		01/11/2018		11,527	0	0	0	0	0	0	11,527	11,527	0	0	0
901001419	Round Rock	TX		12/28/2017		47,959	0	0	0	0	0	0	47,959	47,959	0	0	0

STATEMENT AS OF JUNE 30, 2022 OF GENWORTH LIFE INSURANCE COMPANY

**SCHEDULE B - PART 3**

Showing All Mortgage Loans DISPOSED, Transferred or Repaid During the Current Quarter

1 Loan Number	2 Location		4 Loan Type	5 Date Acquired	6 Disposal Date	7 Book Value/ Recorded Investment Excluding Accrued Interest Prior Year	8 Change in Book Value/Recorded Investment					14 Book Value/ Recorded Investment Excluding Accrued Interest on Disposal	15 Consid- eration	16 Foreign Exchange Gain (Loss) on Disposal	17 Realized Gain (Loss) on Disposal	18 Total Gain (Loss) on Disposal	
	2 City	3 State					8 Unrealized Valuation Increase (Decrease)	9 Current Year's (Amortization) /Accretion	10 Current Year's Other- Than- Temporary Impairment Recognized	11 Capitalized Deferred Interest and Other	12 Total Change in Book Value (8+9-10+11)						13 Total Foreign Exchange Change in Book Value
901001420	Leander	TX		12/28/2017		24,879	0	0	0	0	0	0	24,879	24,879	0	0	0
901001421	Broomfield	CO		12/26/2017		99,211	0	0	0	0	0	0	99,211	99,211	0	0	0
901001424	Concord	NH		12/20/2017		14,258	0	0	0	0	0	0	14,258	14,258	0	0	0
901001425	Deptfor	NJ		12/20/2017		6,079	0	0	0	0	0	0	6,079	6,079	0	0	0
901001431	Morrow	GA		01/26/2018		51,623	0	0	0	0	0	0	51,623	51,623	0	0	0
901001434	Patterson	CA		01/17/2018		28,734	0	0	0	0	0	0	28,734	28,734	0	0	0
901001435	Louisville	KY		02/06/2018		65,619	0	0	0	0	0	0	65,619	65,619	0	0	0
901001436	Brooklyn Center	MN		01/16/2018		72,186	0	0	0	0	0	0	72,186	72,186	0	0	0
901001438	Denver	CO		02/08/2018		14,824	0	0	0	0	0	0	14,824	14,824	0	0	0
901001439	New York	NY		01/30/2018		25,622	0	0	0	0	0	0	25,622	25,622	0	0	0
901001448	High Point	NC		02/23/2018		95,921	0	0	0	0	0	0	95,921	95,921	0	0	0
901001450	Houston	TX		02/14/2018		34,515	0	0	0	0	0	0	34,515	34,515	0	0	0
901001452	Beaverton	OR		02/08/2018		73,632	0	0	0	0	0	0	73,632	73,632	0	0	0
901001454	Lanham	MD		02/13/2018		27,988	0	0	0	0	0	0	27,988	27,988	0	0	0
901001456	Madison	AL		04/27/2018		13,187	0	0	0	0	0	0	13,187	13,187	0	0	0
901001458	Tremonton	UT		03/05/2018		41,842	0	0	0	0	0	0	41,842	41,842	0	0	0
901001460	Charlotte	NC		03/01/2018		9,551	0	0	0	0	0	0	9,551	9,551	0	0	0
901001463	Woodbury	NY		03/22/2018		30,127	0	0	0	0	0	0	30,127	30,127	0	0	0
901001467	Clearwater	FL		03/15/2018		41,136	0	0	0	0	0	0	41,136	41,136	0	0	0
901001468	Clearwater	FL		03/15/2018		40,964	0	0	0	0	0	0	40,964	40,964	0	0	0
901001470	North Bend	WA		04/19/2018		33,731	0	0	0	0	0	0	33,731	33,731	0	0	0
901001472	Bellmore	NY		03/22/2018		35,231	0	0	0	0	0	0	35,231	35,231	0	0	0
901001479	Duluth	MN		04/11/2018		51,225	0	0	0	0	0	0	51,225	51,225	0	0	0
901001484	Barneget	NJ		03/28/2018		37,885	0	0	0	0	0	0	37,885	37,885	0	0	0
901001485	San Antonio	TX		03/19/2018		33,839	0	0	0	0	0	0	33,839	33,839	0	0	0
901001490	Lehi	UT		05/10/2018		15,901	0	0	0	0	0	0	15,901	15,901	0	0	0
901001491	Kansas City	MO		07/13/2018		21,774	0	0	0	0	0	0	21,774	21,774	0	0	0
901001492	Phoenix	AZ		06/06/2018		20,617	0	0	0	0	0	0	20,617	20,617	0	0	0
901001494	Burnsville	MN		04/16/2018		33,622	0	0	0	0	0	0	33,622	33,622	0	0	0
901001496	Rock Hill	SC		03/21/2018		36,484	0	0	0	0	0	0	36,484	36,484	0	0	0
901001499	Denver	CO		04/06/2018		40,512	0	0	0	0	0	0	40,512	40,512	0	0	0
901001500	Sarasota	FL		06/21/2018		21,050	0	0	0	0	0	0	21,050	21,050	0	0	0
901001501	Perkasie	PA		06/18/2018		11,550	0	0	0	0	0	0	11,550	11,550	0	0	0
901001502	San Antonio	TX		06/01/2018		37,350	0	0	0	0	0	0	37,350	37,350	0	0	0
901001505	Richmond	VA		08/17/2018		16,224	0	0	0	0	0	0	16,224	16,224	0	0	0
901001514	Broomfield	CO		07/13/2018		91,916	0	0	0	0	0	0	91,916	91,916	0	0	0
901001515	Savage	MN		04/26/2018		20,243	0	0	0	0	0	0	20,243	20,243	0	0	0
901001518	Phoenix	AZ		05/23/2018		13,401	0	0	0	0	0	0	13,401	13,401	0	0	0
901001520	Kennett Square	PA		07/17/2018		91,282	0	0	0	0	0	0	91,282	91,282	0	0	0
901001525	El Segundo	CA		06/20/2018		41,968	0	0	0	0	0	0	41,968	41,968	0	0	0
901001527	Naperville	IL		05/31/2018		34,068	0	0	0	0	0	0	34,068	34,068	0	0	0
901001539	Lynnwood	WA		06/13/2018		20,843	0	0	0	0	0	0	20,843	20,843	0	0	0
901001541	Hauppauge	NY		08/02/2018		9,914	0	0	0	0	0	0	9,914	9,914	0	0	0
901001544	Atlanta	GA		09/12/2018		96,711	0	0	0	0	0	0	96,711	96,711	0	0	0
901001546	Durham	NC		07/31/2018		29,118	0	0	0	0	0	0	29,118	29,118	0	0	0
901001549	Kent	WA		07/31/2018		28,304	0	0	0	0	0	0	28,304	28,304	0	0	0
901001552	Sewell	NJ		08/08/2018		34,904	0	0	0	0	0	0	34,904	34,904	0	0	0
901001553	Louisville	KY		07/09/2018		25,189	0	0	0	0	0	0	25,189	25,189	0	0	0
901001554	Baltimore	MD		10/31/2018		115,164	0	0	0	0	0	0	115,164	115,164	0	0	0
901001555	Bellingham	WA		10/10/2018		31,017	0	0	0	0	0	0	31,017	31,017	0	0	0
901001556	Henderson	NV		08/09/2018		53,811	0	0	0	0	0	0	53,811	53,811	0	0	0
901001559	Austin	TX		10/05/2018		33,571	0	0	0	0	0	0	33,571	33,571	0	0	0
901001561	Denver	CO		09/13/2018		20,572	0	0	0	0	0	0	20,572	20,572	0	0	0
901001562	Birmingham	AL		08/20/2018		55,647	0	0	0	0	0	0	55,647	55,647	0	0	0
901001563	Gastonia	NC		08/10/2018		33,510	0	0	0	0	0	0	33,510	33,510	0	0	0
901001564	Boston	MA		08/13/2018		14,849	0	0	0	0	0	0	14,849	14,849	0	0	0
901001565	Boston	MA		08/13/2018		19,026	0	0	0	0	0	0	19,026	19,026	0	0	0
901001566	Boston	MA		08/13/2018		20,029	0	0	0	0	0	0	20,029	20,029	0	0	0
901001567	Boston	MA		08/13/2018		18,398	0	0	0	0	0	0	18,398	18,398	0	0	0
901001570	Frederrick	MD		07/30/2018		88,072	0	0	0	0	0	0	88,072	88,072	0	0	0

STATEMENT AS OF JUNE 30, 2022 OF GENWORTH LIFE INSURANCE COMPANY

**SCHEDULE B - PART 3**

Showing All Mortgage Loans DISPOSED, Transferred or Repaid During the Current Quarter

1 Loan Number	2 Location		4 Loan Type	5 Date Acquired	6 Disposal Date	7 Book Value/ Recorded Investment Excluding Accrued Interest Prior Year	8 Change in Book Value/Recorded Investment					14 Book Value/ Recorded Investment Excluding Accrued Interest on Disposal	15 Consid- eration	16 Foreign Exchange Gain (Loss) on Disposal	17 Realized Gain (Loss) on Disposal	18 Total Gain (Loss) on Disposal	
	2 City	3 State					8 Unrealized Valuation Increase (Decrease)	9 Current Year's (Amortization) /Accretion	10 Current Year's Other- Than- Temporary Impairment Recognized	11 Capitalized Deferred Interest and Other	12 Total Change in Book Value (8+9-10+11)						13 Total Foreign Exchange Change in Book Value
901001571	Greenwood Village	CO		06/29/2018		46,755	0	0	0	0	0	0	46,755	46,755	0	0	0
901001577	Minneapolis	MN		08/29/2018		23,186	0	0	0	0	0	0	23,186	23,186	0	0	0
901001582	Murfreesboro	TN		08/27/2018		16,906	0	0	0	0	0	0	16,906	16,906	0	0	0
901001583	Naperville	IL		08/27/2018		23,350	0	0	0	0	0	0	23,350	23,350	0	0	0
901001584	Louisville	KY		08/24/2018		20,973	0	0	0	0	0	0	20,973	20,973	0	0	0
901001585	Richboro	PA		09/20/2018		34,844	0	0	0	0	0	0	34,844	34,844	0	0	0
901001586	Richboro	PA		09/20/2018		11,776	0	0	0	0	0	0	11,776	11,776	0	0	0
901001599	Draper	UT		10/24/2018		61,078	0	0	0	0	0	0	61,078	61,078	0	0	0
901001602	Morristown	NJ		10/10/2018		22,242	0	0	0	0	0	0	22,242	22,242	0	0	0
901001606	Sterling	VA		10/16/2018		31,569	0	0	0	0	0	0	31,569	31,569	0	0	0
901001607	American Fork	UT		10/15/2018		31,724	0	0	0	0	0	0	31,724	31,724	0	0	0
901001608	Landover	MD		10/15/2018		16,509	0	0	0	0	0	0	16,509	16,509	0	0	0
901001609	Denver	CO		12/06/2018		12,185	0	0	0	0	0	0	12,185	12,185	0	0	0
901001610	Jacksonville	FL		10/18/2018		119,194	0	0	0	0	0	0	119,194	119,194	0	0	0
901001611	League City	TX		11/06/2018		45,067	0	0	0	0	0	0	45,067	45,067	0	0	0
901001613	Bellingham	WA		11/19/2018		79,384	0	0	0	0	0	0	79,384	79,384	0	0	0
901001614	San Diego	CA		10/19/2018		6,747	0	0	0	0	0	0	6,747	6,747	0	0	0
901001615	Tucson	AZ		11/08/2018		16,544	0	0	0	0	0	0	16,544	16,544	0	0	0
901001617	Westminster	CO		10/11/2018		7,992	0	0	0	0	0	0	7,992	7,992	0	0	0
901001618	Houston	TX		01/29/2019		16,289	0	0	0	0	0	0	16,289	16,289	0	0	0
901001620	Mt. Olive	NJ		12/04/2018		19,316	0	0	0	0	0	0	19,316	19,316	0	0	0
901001621	Wheaton	IL		11/13/2018		24,056	0	0	0	0	0	0	24,056	24,056	0	0	0
901001622	Southampton	NY		12/10/2018		90,218	0	0	0	0	0	0	90,218	90,218	0	0	0
901001623	Denver	CO		12/21/2018		16,598	0	0	0	0	0	0	16,598	16,598	0	0	0
901001624	Arbutus	MD		01/15/2019		16,472	0	0	0	0	0	0	16,472	16,472	0	0	0
901001633	Deerfield Beach	FL		11/29/2018		37,497	0	0	0	0	0	0	37,497	37,497	0	0	0
901001637	Reno	NV		02/06/2019		49,766	0	0	0	0	0	0	49,766	49,766	0	0	0
901001639	Spokane	WA		01/18/2019		22,657	0	0	0	0	0	0	22,657	22,657	0	0	0
901001641	Matthews	NC		02/21/2019		63,501	0	0	0	0	0	0	63,501	63,501	0	0	0
901001644	Mettawa	IL		01/10/2019		85,870	0	0	0	0	0	0	85,870	85,870	0	0	0
901001645	Las Vegas	NV		02/20/2019		12,168	0	0	0	0	0	0	12,168	12,168	0	0	0
901001646	Richmond	VA		02/21/2019		113,079	0	0	0	0	0	0	113,079	113,079	0	0	0
901001647	San Diego	CA		12/18/2018		69,498	0	0	0	0	0	0	69,498	69,498	0	0	0
901001648	Denver	CO		12/28/2018		42,813	0	0	0	0	0	0	42,813	42,813	0	0	0
901001701	Westminster	CO		12/27/2018		50,874	0	0	0	0	0	0	50,874	50,874	0	0	0
901001702	Yakima	WA		02/07/2019		35,168	0	0	0	0	0	0	35,168	35,168	0	0	0
901001704	Spanish Fork	UT		12/28/2018		21,405	0	0	0	0	0	0	21,405	21,405	0	0	0
901001709	Shirley	NY		01/29/2019		31,640	0	0	0	0	0	0	31,640	31,640	0	0	0
901001710	Arlington Heights	IL		01/15/2019		17,090	0	0	0	0	0	0	17,090	17,090	0	0	0
901001712	Portland	OR		02/06/2019		21,456	0	0	0	0	0	0	21,456	21,456	0	0	0
901001722	Dubois	PA		02/12/2019		24,418	0	0	0	0	0	0	24,418	24,418	0	0	0
901001723	O'Fallon	MO		03/04/2019		74,304	0	0	0	0	0	0	74,304	74,304	0	0	0
901001724	New York	NY		02/27/2019		19,516	0	0	0	0	0	0	19,516	19,516	0	0	0
901001725	Kingston	NY		02/27/2019		15,660	0	0	0	0	0	0	15,660	15,660	0	0	0
901001726	Farmingdale	NY		04/18/2019		30,168	0	0	0	0	0	0	30,168	30,168	0	0	0
901001728	Arlington Heights	IL		04/15/2019		18,335	0	0	0	0	0	0	18,335	18,335	0	0	0
901001736	Salt Lake City	UT		04/25/2019		26,733	0	0	0	0	0	0	26,733	26,733	0	0	0
901001737	Linthicum Heights	MD		03/27/2019		47,729	0	0	0	0	0	0	47,729	47,729	0	0	0
901001745	Conshohocken	PA		03/08/2019		96,442	0	0	0	0	0	0	96,442	96,442	0	0	0
901001746	Naperville	IL		03/19/2019		95,708	0	0	0	0	0	0	95,708	95,708	0	0	0
901001747	Willowbrook	IL		03/19/2019		16,454	0	0	0	0	0	0	16,454	16,454	0	0	0
901001748	Chicago	IL		03/12/2019		15,588	0	0	0	0	0	0	15,588	15,588	0	0	0
901001749	Carlsbad	CA		02/28/2019		64,948	0	0	0	0	0	0	64,948	64,948	0	0	0
901001751	Lancaster	PA		03/26/2019		290,031	0	0	0	0	0	0	290,031	290,031	0	0	0
901001752	Branford	CT		03/13/2019		76,042	0	0	0	0	0	0	76,042	76,042	0	0	0
901001753	Carlsbad	CA		02/28/2019		34,086	0	0	0	0	0	0	34,086	34,086	0	0	0
901001754	Roseville	MN		04/10/2019		32,312	0	0	0	0	0	0	32,312	32,312	0	0	0
901001755	Denver	CO		04/15/2019		17,935	0	0	0	0	0	0	17,935	17,935	0	0	0
901001757	Manchester	NH		03/27/2019		114,190	0	0	0	0	0	0	114,190	114,190	0	0	0
901001758	Huntersville	NC		04/08/2019		46,383	0	0	0	0	0	0	46,383	46,383	0	0	0

E02.10







STATEMENT AS OF JUNE 30, 2022 OF GENWORTH LIFE INSURANCE COMPANY

**SCHEDULE B - PART 3**

Showing All Mortgage Loans DISPOSED, Transferred or Repaid During the Current Quarter

1 Loan Number	2 Location		4 Loan Type	5 Date Acquired	6 Disposal Date	7 Book Value/ Recorded Investment Excluding Accrued Interest Prior Year	8 Change in Book Value/Recorded Investment					14 Book Value/ Recorded Investment Excluding Accrued Interest on Disposal	15 Consid- eration	16 Foreign Exchange Gain (Loss) on Disposal	17 Realized Gain (Loss) on Disposal	18 Total Gain (Loss) on Disposal	
	2 City	3 State					8 Unrealized Valuation Increase (Decrease)	9 Current Year's (Amortization) /Accretion	10 Current Year's Other- Than- Temporary Impairment Recognized	11 Capitalized Deferred Interest and Other	12 Total Change in Book Value (8+9-10+11)						13 Total Foreign Exchange Change in Book Value
901002030	Mundelein	IL		06/22/2021		25,818	0	0	0	0	0	0	25,818	25,818	0	0	0
901002031	College Point	NY		07/14/2021		35,919	0	0	0	0	0	0	35,919	35,919	0	0	0
901002034	High Point	NC		06/21/2021		24,361	0	0	0	0	0	0	24,361	24,361	0	0	0
901002035	Brevard	NC		06/24/2021		44,293	0	0	0	0	0	0	44,293	44,293	0	0	0
901002036	Raleigh	NC		06/17/2021		74,299	0	0	0	0	0	0	74,299	74,299	0	0	0
901002037	Holly Springs	NC		06/17/2021		54,818	0	0	0	0	0	0	54,818	54,818	0	0	0
901002038	Raleigh	NC		06/17/2021		20,387	0	0	0	0	0	0	20,387	20,387	0	0	0
901002039	Sanford	NC		06/17/2021		24,917	0	0	0	0	0	0	24,917	24,917	0	0	0
901002041	New Castle	DE		12/02/2021		12,226	0	0	0	0	0	0	12,226	12,226	0	0	0
901002044	Amartillo	TX		10/28/2021		81,113	0	0	0	0	0	0	81,113	81,113	0	0	0
901002045	Frisco	TX		09/03/2021		56,107	0	0	0	0	0	0	56,107	56,107	0	0	0
901002048	Vancouver	WA		06/28/2021		116,981	0	0	0	0	0	0	116,981	116,981	0	0	0
901002053	League City	TX		06/30/2021		30,698	0	0	0	0	0	0	30,698	30,698	0	0	0
901002055	Phoenix	AZ		08/17/2021		14,837	0	0	0	0	0	0	14,837	14,837	0	0	0
901002057	Davenport	IA		08/26/2021		15,942	0	0	0	0	0	0	15,942	15,942	0	0	0
901002058	Davenport	IA		08/26/2021		12,863	0	0	0	0	0	0	12,863	12,863	0	0	0
901002060	Spanish Fork	UT		08/06/2021		68,183	0	0	0	0	0	0	68,183	68,183	0	0	0
901002061	Las Vegas	NV		08/25/2021		41,618	0	0	0	0	0	0	41,618	41,618	0	0	0
901002064	White Settlement	TX		08/31/2021		44,480	0	0	0	0	0	0	44,480	44,480	0	0	0
901002066	Henderson	NV		07/29/2021		126,002	0	0	0	0	0	0	126,002	126,002	0	0	0
901002067	Sparks	NV		08/19/2021		37,921	0	0	0	0	0	0	37,921	37,921	0	0	0
901002069	Chicago	IL		08/27/2021		10,826	0	0	0	0	0	0	10,826	10,826	0	0	0
901002070	Chicago	IL		08/27/2021		12,028	0	0	0	0	0	0	12,028	12,028	0	0	0
901002092	Burbank	CA		04/20/2022		0	0	0	0	0	0	0	63,997	63,997	0	0	0
901002098	Puyallup	WA		11/22/2021		94,218	0	0	0	0	0	0	94,218	94,218	0	0	0
901002102	Baltimore	MD		11/24/2021		28,305	0	0	0	0	0	0	28,305	28,305	0	0	0
901002104	Waunakee	WI		12/09/2021		28,857	0	0	0	0	0	0	28,857	28,857	0	0	0
901002105	Brookfield	WI		12/09/2021		47,883	0	0	0	0	0	0	47,883	47,883	0	0	0
901002106	Sprindfield	PA		12/22/2021		73,270	0	0	0	0	0	0	73,270	73,270	0	0	0
901002107	Golden	CO		01/21/2022		0	0	0	0	0	0	0	101,180	101,180	0	0	0
901002110	Jacksonville	FL		02/25/2022		0	0	0	0	0	0	0	74,938	74,938	0	0	0
901002112	Jacksonville	FL		02/25/2022		0	0	0	0	0	0	0	117,288	117,288	0	0	0
901002113	Jacksonville	FL		02/25/2022		0	0	0	0	0	0	0	86,911	86,911	0	0	0
901002114	Sachse	TX		01/27/2022		0	0	0	0	0	0	0	18,187	18,187	0	0	0
901002115	Richboro	PA		04/29/2022		0	0	0	0	0	0	0	30,044	30,044	0	0	0
901002120	Orland Hills	IL		01/20/2022		0	0	0	0	0	0	0	65,230	65,230	0	0	0
901002121	New Brunswick	NJ		02/02/2022		0	0	0	0	0	0	0	114,692	114,692	0	0	0
901002126	Boulder	CO		02/28/2022		0	0	0	0	0	0	0	6,856	6,856	0	0	0
901002127	Boulder	CO		02/28/2022		0	0	0	0	0	0	0	6,624	6,624	0	0	0
901002136	Jacksonville	FL		02/25/2022		0	0	0	0	0	0	0	61,589	61,589	0	0	0
901002138	Compton	CA		04/29/2022		0	0	0	0	0	0	0	14,573	14,573	0	0	0
901002139	Mt Vernon	WA		03/22/2022		0	0	0	0	0	0	0	47,239	47,239	0	0	0
901002153	Geneva	IL		05/02/2022		0	0	0	0	0	0	0	23,851	23,851	0	0	0
901002154	Miamisburg	OH		04/07/2022		0	0	0	0	0	0	0	4,532	4,532	0	0	0
901002155	Independence	KY		04/07/2022		0	0	0	0	0	0	0	4,326	4,326	0	0	0
901002162	Hanover	MD		05/06/2022		0	0	0	0	0	0	0	41,791	41,791	0	0	0
901002172	St. Petersburg	FL		05/09/2022		0	0	0	0	0	0	0	3,690	3,690	0	0	0
0299999 - Mortgages with partial repayments						39,779,864	0	0	0	0	0	0	40,667,401	40,667,401	0	0	0
0599999 - Totals						91,150,257	0	0	0	0	0	0	92,037,795	92,037,795	0	0	0

E02.13

STATEMENT AS OF JUNE 30, 2022 OF GENWORTH LIFE INSURANCE COMPANY

**SCHEDULE BA - PART 2**

Showing Other Long-Term Invested Assets ACQUIRED AND ADDITIONS MADE During the Current Quarter

1 CUSIP Identification	2 Name or Description	3 Location		5 Name of Vendor or General Partner	6 NAIC Designation, NAIC Designation Modifier and SVO Admini- strative Symbol	7 Date Originally Acquired	8 Type and Strategy	9 Actual Cost at Time of Acquisition	10 Additional Investment Made After Acquisition	11 Amount of Encumbrances	12 Commitment for Additional Investment	13 Percentage of Ownership
		City	State									
	AEA Investors Fund VII LP	Cayman Islands		AEA Investors Fund VII LP		07/01/2019	3		2,673,848		7,416,240	0.914
	AG Credit Solutions Fund, L.P.	Dover	DE	AG Credit Solutions Fund, L.P.		02/03/2020	2		1,000,000		3,065,068	1.048
	Aquiline Financial Services Fund IV L.P.	Cayman Islands		Aquiline Financial Services Fund IV L.P.		08/02/2019	3		1,333,382		3,023,794	1.173
	Atlantic Street Capital IV, L.P.	Wilmington	DE	Atlantic Street Capital IV, L.P.		02/19/2019	3		207,985		9,343,314	6.130
	BID II Note Issuer L.P.	Cayman Islands		BID II Note Issuer L.P.		08/07/2020			99,719		1,012,500	17.987
	Blackstone Chariot Co-Invest, L.P.	Wilmington	DE	Blackstone Chariot Co-Invest, L.P.		04/29/2022	3	4,500,000			450,244	0.909
	Blackstone Energy Partners III L.P.	Wilmington	DE	Blackstone Energy Partners III L.P.		11/27/2019	3		1,671,347		12,933,012	0.440
	Blackstone Growth L.P.	Wilmington	DE	Blackstone Growth L.P.		07/17/2020			756,890		4,866,216	0.326
	Blackstone Tactical Opportunities Fund (Songs Co-Invest) L.P.	Wilmington	DE	Blackstone Tactical Opportunities Fund (Songs Co-Invest) L.P.		02/18/2022	3		752,254		6,007,746	32.975
	Brookfield Infrastructure Fund IV-B	Wilmington	DE	Brookfield Infrastructure Fund IV-B		02/06/2020			1,151,205		5,281,507	0.095
	Brynwood Partners VIII L.P.	Wilmington	DE	Brynwood Partners VIII L.P.		04/20/2018	3		475,154		7,747,473	3.136
	Charlesbank Technology Opportunities Fund, Limited Partnership	Boston	MA	Charlesbank Technology Opportunities Fund, Limited Partnership		01/31/2020	3		1,433,427		7,781,115	2.037
	Clarion Investors III, LP	Cayman Islands		Clarion Investors III, LP		03/01/2019	3		1,286,342		10,122,410	3.279
	Clayton, Dubilier & Rice Fund XI, L.P.	Cayman Islands		Clayton, Dubilier & Rice Fund XI, L.P.		05/29/2020	3		1,693,315		12,439,692	0.137
	Enhanced NextCare Fund, L.P.	Wilmington	DE	Enhanced NextCare Fund, L.P.		07/12/2021	3		899,172		299,604	4.045
	Further Global Capital Partners, L.P.	Cayman Islands		Further Global Capital Partners, L.P.		09/30/2019	3		2,742,615		3,503,022	4.597
	GCP Capital Partners IV, L.P.	Wilmington	DE	GCP Capital Partners IV, L.P.		01/08/2018	3		488,775		826,867	2.294
	Genstar Capital Partners VIII, L.P.	Wilmington	DE	Genstar Capital Partners VIII, L.P.		04/27/2017	3		748,362		1,978,265	1.636
	Genstar Capital Partners X, L.P.	Wilmington	DE	Genstar Capital Partners X, L.P.		05/01/2021	3		2,825,019		27,305,076	0.452
	Genstar X Opportunities Fund I, L.P.	Wilmington	DE	Genstar X Opportunities Fund I, L.P.		08/27/2021	3		466,083		4,056,092	0.478
	Great Hill Equity Partners VI, L.P.	Wilmington	DE	Great Hill Equity Partners VI, L.P.		10/30/2017			457,812		990,294	0.960
	Great Point Partners III, L.P.	Wilmington	DE	Great Point Partners III, L.P.		05/31/2019			1,957,107		4,234,393	5.030
	GSO Capital Opportunities Fund III, L.P.	Wilmington	DE	GSO Capital Opportunities Fund III, L.P.		09/22/2016	2		213,024		5,978,715	0.282
	GTCR Fund XIII LP	Wilmington	DE	GTCR Fund XIII LP		10/27/2020	3		1,531,250		18,785,000	0.396
	Insight Partners XI, L.P.	Cayman Islands		Insight Partners XI, L.P.		02/26/2020			282,900		336,017	0.129
	Insight Partners XII Buyout Annex Fund, L.P.	Cayman Islands		Insight Partners XII Buyout Annex Fund, L.P.		08/25/2021	3		1,400,000		3,600,000	0.286
	Insight Partners XII, L.P.	Cayman Islands		Insight Partners XII, L.P.		07/15/2021	3		1,190,000		8,160,000	0.099
	Kinderhook Capital Fund V, L.P.	Wilmington	DE	Kinderhook Capital Fund V, L.P.		01/01/2018	3		349,466		5,415,207	1.916
	Kinderhook Capital Fund VI, L.P.	Wilmington	DE	Kinderhook Capital Fund VI, L.P.		03/01/2019	3		2,669,539		17,852,040	3.187
	L Catterton Growth IV, L.P.	Wilmington	DE	L Catterton Growth IV, L.P.		09/22/2021	3		1,732,631		4,923,513	1.902
	Levine Leichtman Capital Partners VI, L.P.	Wilmington	DE	Levine Leichtman Capital Partners VI, L.P.		06/21/2018	3		1,719,284		3,268,271	0.558
	M/C Partners VIII, L.P.	Wilmington	DE	M/C Partners VIII, L.P.		03/01/2019			1,137,225		8,176,053	5.990
	MidOcean Partners V, L.P.	Wilmington	DE	MidOcean Partners V, L.P.		06/01/2018	3		607,191		3,344,496	1.530
	Nautic Partners IX, L.P.	Wilmington	DE	Nautic Partners IX, L.P.		03/12/2019	3		255,677		4,156,385	1.449
	Nautic Partners VIII, L.P.	Wilmington	DE	Nautic Partners VIII, L.P.		12/14/2016	3		30,342		1,599,566	1.757
	Nautic Partners X, L.P.	Wilmington	DE	Nautic Partners X, L.P.		01/27/2022	3		1,829,562		24,931,706	1.642
	NB Select Opportunities Fund V LP	Newark	DE	NB Select Opportunities Fund V LP		02/16/2022	3		10,000,000		40,000,000	5.882
	New Enterprise Associates 16, L.P.	Wilmington	DE	New Enterprise Associates 16, L.P.		05/17/2017	1		700,000		1,800,000	0.510
	New Enterprise Associates 17, L.P.	Wilmington	DE	New Enterprise Associates 17, L.P.		07/01/2019	1		100,000		3,000,000	0.247
	New Enterprise Associates 18, L.P.	Wilmington	DE	New Enterprise Associates 18, L.P.		02/14/2022	1		300,000		8,925,000	0.417
	New Mountain Partners VI, L.P.	Wilmington	DE	New Mountain Partners VI, L.P.		04/21/2020	3		3,637,962		16,065,613	0.317
	Newstone Capital Partners III, L.P.	Wilmington	DE	Newstone Capital Partners III, L.P.		12/27/2016	2		5,090		1,461,190	2.638
	Newstone Capital Partners IV, L.P.	Wilmington	DE	Newstone Capital Partners IV, L.P.		07/01/2019	2		4,222,894		11,142,556	2.632
	NexPhase Capital Fund IV, LP	Wilmington	DE	NexPhase Capital Fund IV, LP		03/31/2021	3		1,192,732		5,033,615	3.679
	NGP Natural Resources XII, L.P.	Dover	DE	NGP Natural Resources XII, L.P.		07/03/2018	3		141,666		2,035,728	0.145
	North Castle Partners VII, L.P.	Wilmington	DE	North Castle Partners VII, L.P.		12/27/2018	3		5,168,079		3,961,936	7.383
	Oaktree Opportunities Fund XI, L.P.	Cayman Islands		Oaktree Opportunities Fund XI, L.P.		12/18/2020	2		1,000,000		10,000,000	0.233
	PA Direct Credit Opportunities Fund III, L.P.	Wilmington	DE	PA Direct Credit Opportunities Fund III, L.P.		05/29/2020	2		1,170,311		10,546,162	1.760
	PDP Holdings, LLC	Wilmington	DE	PDP Holdings, LLC		12/29/2020	3		664,048		3,239	3.239
	PEG Aggregator 2021 L.P.	Wilmington	DE	PEG Aggregator 2021 L.P.		03/23/2021	3		614,035		9,130,117	14.620
	PEG Aggregator 2022 L.P.	Wilmington	DE	PEG Aggregator 2022 L.P.		02/12/2022	3		10,895,522		39,082,090	15.244
	PEG Global Private Equity VIII L.P.	Wilmington	DE	PEG Global Private Equity VIII L.P.		03/04/2019			705,882		17,517,219	5.790
	Prospect Hill Growth Fund II, L.P.	Wilmington	DE	Prospect Hill Growth Fund II, L.P.		07/11/2019			497,368		1,468,265	1.272
	Quad-C Partners X, L.P.	Wilmington	DE	Quad-C Partners X, L.P.		12/27/2021	3		5,530,672		23,801,331	2.005
	Shine Continuation Fund, L.P.	Wilmington	DE	Shine Continuation Fund, L.P.		06/24/2022	3	14,777,534				1.929

E03

STATEMENT AS OF JUNE 30, 2022 OF GENWORTH LIFE INSURANCE COMPANY

**SCHEDULE BA - PART 2**

Showing Other Long-Term Invested Assets ACQUIRED AND ADDITIONS MADE During the Current Quarter

1 CUSIP Identification	2 Name or Description	Location		5 Name of Vendor or General Partner	6 NAIC Designation, NAIC Designation Modifier and SVO Administrative Symbol	7 Date Originally Acquired	8 Type and Strategy	9 Actual Cost at Time of Acquisition	10 Additional Investment Made After Acquisition	11 Amount of Encumbrances	12 Commitment for Additional Investment	13 Percentage of Ownership
		3 City	4 State									
	SP Mars Investors L.P.	Wilmington	DE	SP Mars Investors L.P.		12/20/2019			64,063		1,530,835	6.250
	STONEPEAK INFRASTRUCTURE FUND III LP	Wilmington	DE	STONEPEAK INFRASTRUCTURE FUND III LP		06/25/2018			331,152		4,597,469	0.311
	Strategic Partners Infrastructure III L.P.	Wilmington	DE	Strategic Partners Infrastructure III L.P.		04/14/2020			638,915		40,618,216	1.624
	Summit Partners Growth Equity Fund X-A, L.P.	Cayman Islands		Summit Partners Growth Equity Fund X-A, L.P.		03/01/2019			3,769,123		10,733,304	1.327
	TA Subordinated Debt Fund IV, L.P.	Wilmington	DE	TA Subordinated Debt Fund IV, L.P.		02/19/2016	2		262,500		3,000,000	2.446
	Ten Coves Capital II, LP	Wilmington	DE	Ten Coves Capital II, LP		05/23/2018			53,834		164,516	1.041
	Thoma Bravo Fund XIII, L.P.	Wilmington	DE	Thoma Bravo Fund XIII, L.P.		02/14/2019	3		1,627,663		3,567,947	0.423
	Thoma Bravo Fund XV, L.P.	Wilmington	DE	Thoma Bravo Fund XV, L.P.		04/25/2022	3		3,656,093		20,850,179	0.104
	Trident IX, L.P.	Cayman Islands		Trident IX, L.P.		04/01/2022	3		1,571,851		18,127,652	0.235
	Veritas Capital Fund VII, L.P.	Wilmington	DE	Veritas Capital Fund VII, L.P.		08/15/2019	3		3,012,509		3,075,613	0.284
	Veritas Capital Vantage Fund, L.P.	Wilmington	DE	Veritas Capital Vantage Fund, L.P.		05/01/2021			1,390,000		10,678,913	0.772
<b>1999999. Joint Venture Interests - Common Stock - Unaffiliated</b>								19,277,534	102,991,868	0	567,126,379	XXX
	Blackstone Real Estate Partners IX L.P.	Wilmington	DE	Blackstone Real Estate Partners IX L.P.		03/01/2019			1,518,827		21,913,033	0.214
	Pradium X Middle-Income Housing Fund, L.P.	Wilmington	DE	Pradium X Middle-Income Housing Fund, L.P.		03/31/2022			4,813,708		15,550,009	0.359
	Strategic Partners Real Estate VII L.P.	Wilmington	DE	Strategic Partners Real Estate VII L.P.		05/20/2019			620,254		21,323,394	2.380
<b>2199999. Joint Venture Interests - Real Estate - Unaffiliated</b>								0	6,952,789	0	58,786,435	XXX
	GLIC REAL ESTATE HOLDINGS, LLC	WILMINGTON	DE	GLIC REAL ESTATE HOLDINGS, LLC		10/31/2008						
<b>2499999. Joint Venture Interests - Mortgage Loans - Affiliated</b>								0	0	0	0	XXX
<b>4899999. Total - Unaffiliated</b>								19,277,534	109,944,657	0	625,912,814	XXX
<b>4999999. Total - Affiliated</b>								0	0	0	0	XXX
<b>5099999 - Totals</b>								19,277,534	109,944,657	0	625,912,814	XXX

**SCHEDULE BA - PART 3**

Showing Other Long-Term Invested Assets DISPOSED, Transferred or Repaid During the Current Quarter

1 CUSIP Identification	2 Name or Description	Location		5 Name of Purchaser or Nature of Disposal	6 Date Originally Acquired	7 Disposal Date	8 Book/ Adjusted Carrying Value Less Encumbrances, Prior Year	Change in Book/Adjusted Carrying Value						15 Book/ Adjusted Carrying Value Less Encumbrances on Disposal	16 Consid-eration	17 Foreign Exchange Gain (Loss) on Disposal	18 Realized Gain (Loss) on Disposal	19 Total Gain (Loss) on Disposal	20 Invest-ment Income
		3 City	4 State					9 Unrealized Valuation Increase (De-crease)	10 Current Year's (Depre-ciation) or (Amorti-zation)/ Accretion	11 Current Year's Other Than Temporary Impair-ment Recog-nized	12 Capital-ized Deferred Interest and Other	13 Total Change in Book/ Adjusted Carrying Value (9+10-11+12)	14 Total Foreign Exchange Change in Book/ Adjusted Carrying Value						
	Atlantic Street Capital IV, L.P.	Wilmington	DE	RETURN OF CAPITAL	02/19/2019	06/24/2022	3,022,412						0	3,022,412	3,022,412			0	11,302,341
	Blackstone Capital Opportunities Fund IV LP	Wilmington	DE	RETURN OF CAPITAL	07/31/2020	06/29/2022	21,487						0	21,487	21,487			0	37,913
	Blackstone Growth L.P.	Wilmington	DE	RETURN OF CAPITAL	07/17/2020	06/06/2022	66,324						0	66,324	66,324			0	(129,295)
	Blackstone PTI Fund L.P.	Wilmington	DE	RETURN OF CAPITAL	08/19/2019	06/21/2022	8,910,321						0	8,910,321	8,910,321			0	(31,905)
	Blackstone Tactical Opportunities Fund III L.P.	Wilmington	DE	RETURN OF CAPITAL	03/01/2019	06/27/2022	225,237						0	225,237	225,237			0	73,781
	Brookfield Infrastructure Fund IV-B	Wilmington	DE	RETURN OF CAPITAL	02/06/2020	06/23/2022	80,169						0	80,169	80,169			0	69,448
	Clayton, Dubilier & Rice Fund XI, L.P.	Cayman Islands		RETURN OF CAPITAL	05/29/2020	04/18/2022	163,780						0	163,780	163,780			0	(105,307)
	Dominus Capital Partners II, L.P.	Wilmington	DE	RETURN OF CAPITAL	09/30/2019	05/19/2022	132,702						0	132,702	132,702			0	178,864
	Dominus Capital Partners III, L.P.	Wilmington	DE	RETURN OF CAPITAL	09/30/2019	06/10/2022	3,116						0	3,116	3,116			0	13,661
	GENSTAR CAPITAL PARTNERS VII LP	Wilmington	DE	RETURN OF CAPITAL	10/01/2015	05/02/2022	108,172						0	108,172	108,172			0	(25,553)
	Genstar Capital Partners VIII, L.P.	Wilmington	DE	RETURN OF CAPITAL	04/27/2017	05/18/2022	508,733						0	508,733	508,733			0	3,662,792

E03.1

STATEMENT AS OF JUNE 30, 2022 OF GENWORTH LIFE INSURANCE COMPANY

**SCHEDULE BA - PART 3**

Showing Other Long-Term Invested Assets DISPOSED, Transferred or Repaid During the Current Quarter

1 CUSIP Identification	2 Name or Description	Location		5 Name of Purchaser or Nature of Disposal	6 Date Originally Acquired	7 Disposal Date	8 Book/ Adjusted Carrying Value Less Encumbrances, Prior Year	Change in Book/Adjusted Carrying Value						15 Book/ Adjusted Carrying Value Less Encumbrances on Disposal	16 Consid-eration	17 Foreign Exchange Gain (Loss) on Disposal	18 Realized Gain (Loss) on Disposal	19 Total Gain (Loss) on Disposal	20 Invest-ment Income
		3 City	4 State					9 Unrealized Valuation Increase (De-crease)	10 Current Year's (Depre-ciation) or (Amorti-zation)/ Accretion	11 Current Year's Other Than Temporary Impairment Recogn-ized	12 Capital-ized Deferred Interest and Other	13 Total Change in Book/ Adjusted Carrying Value (9+10-11+12)	14 Total Foreign Exchange Change in Book/ Adjusted Carrying Value						
	Genstar VIII Opportunities Fund I, L.P.	Wilmington	DE	RETURN OF CAPITAL	10/05/2017	05/02/2022	78,182					0	78,182	78,182			0	(21,667)	
	Great Point Partners III, L.P.	Wilmington	DE	RETURN OF CAPITAL	05/31/2019	06/02/2022	1,263,324					0	1,263,324	1,263,324			0	6,529,201	
	GSD Capital Opportunities Fund III, L.P.	Wilmington	DE	RETURN OF CAPITAL	09/22/2016	06/29/2022	706,409					0	706,409	706,409			0	379,796	
	IIF, L.P.	Wilmington	DE	RETURN OF CAPITAL	02/23/2017	06/29/2022	28,706					0	28,706	28,706			0	252,838	
	Merit Mezzanine Fund VI, L.P.	Dover	DE	RETURN OF CAPITAL	05/01/2018	06/21/2022	998,321					0	998,321	998,321			0	1,617,817	
	NB Select Opportunities Fund II LP	Newark	DE	RETURN OF CAPITAL	09/20/2019	06/22/2022	1,330,000					0	1,330,000	1,330,000			0	4,326,000	
	New Enterprise Associates 15, L.P.	Wilmington	DE	RETURN OF CAPITAL	03/31/2015	06/01/2022	114,086					0	114,086	114,086			0	1,333,592	
	New Enterprise Associates 17, L.P.	Wilmington	DE	RETURN OF CAPITAL	07/01/2019	06/01/2022	141,873					0	141,873	141,873			0	(23,835)	
	New Mountain Partners VI, L.P.	Wilmington	DE	RETURN OF CAPITAL	04/21/2020	06/13/2022	45,152					0	45,152	45,152			0	(296,794)	
	NGP Natural Resources XII, L.P.	Dover	DE	RETURN OF CAPITAL	07/03/2018	06/29/2022	12,728					0	12,728	12,728			0	149,684	
	PA DIRECT CREDIT OPPORTUNITIES FUND II, L.P.	Wilmington	DE	RETURN OF CAPITAL	05/15/2017	06/28/2022	807,636					0	807,636	807,636			0	349,703	
	PEG Global Private Equity VIII L.P.	Wilmington	DE	RETURN OF CAPITAL	03/04/2019	05/11/2022	958,596					0	958,596	958,596			0	136,090	
	Platinum Equity Capital Partners V, L.P.	Wilmington	DE	RETURN OF CAPITAL	07/01/2019	05/13/2022	827,082					0	827,082	827,082			0	2,451,861	
	Quad-C Partners X, L.P.	Wilmington	DE	RETURN OF CAPITAL	12/27/2021	04/22/2022	1,875,464					0	1,875,464	1,875,464			0	(10,936)	
	Rothwell Ventures I, L.P.	Wilmington	DE	RETURN OF CAPITAL	09/13/2021	06/30/2022	4,311,325					0	4,311,325	4,311,325			0	49,004	
	SAIF Partners IV, L.P.	Cayman Islands		RETURN OF CAPITAL	06/30/2016	06/15/2022	61,323					0	61,323	61,323			0	(22,194)	
	SP Mars Investors L.P.	Wilmington	DE	RETURN OF CAPITAL	12/20/2019	06/07/2022	483,469					0	483,469	483,469			0	110,281	
	Strategic Partners VIII L.P.	Wilmington	DE	RETURN OF CAPITAL	03/14/2019	06/17/2022	3,000,000					0	3,000,000	3,000,000			0	(501,961)	
	Summit Partners Growth Equity Fund X-A, L.P.	Cayman Islands		RETURN OF CAPITAL	03/01/2019	06/06/2022	146,751					0	146,751	146,751			0	215,783	
	Tailwind Capital Partners III, L.P.	Wilmington	DE	RETURN OF CAPITAL	09/26/2018	05/12/2022	422,149					0	422,149	422,149			0	(83,842)	
	Tailwind TPRC Investor, LP	Wilmington	DE	RETURN OF CAPITAL	03/25/2021	05/12/2022	1,715,853					0	1,715,853	1,715,853			0		
	Thoma Bravo Fund XII, L.P.	Wilmington	DE	RETURN OF CAPITAL	05/26/2016	04/20/2022	726,240					0	726,240	726,240			0	4,186,303	
	Thoma Bravo Fund XIII, L.P.	Wilmington	DE	RETURN OF CAPITAL	02/14/2019	05/10/2022	1,187,942					0	1,187,942	1,187,942			0	389,213	
	<b>1999999. Joint Venture Interests - Common Stock - Unaffiliated</b>						<b>34,485,064</b>	<b>0</b>	<b>0</b>	<b>0</b>	<b>0</b>	<b>0</b>	<b>34,485,064</b>	<b>34,485,064</b>	<b>0</b>	<b>0</b>	<b>0</b>	<b>36,561,677</b>	
	Blackstone Real Estate Partners IX L.P.	Wilmington	DE	RETURN OF CAPITAL	03/01/2019	06/01/2022	1,250,412					0	1,250,412	1,250,412			0	3,982,272	
	Prædium X Middle-Income Housing Fund, L.P.	Wilmington	DE	RETURN OF CAPITAL	03/31/2022	04/20/2022	363,717					0	363,717	363,717			0	75,714	
	Strategic Partners Real Estate VII L.P.	Wilmington	DE	RETURN OF CAPITAL	05/20/2019	04/25/2022	723,630					0	723,630	723,630			0	(173,265)	
	<b>2199999. Joint Venture Interests - Real Estate - Unaffiliated</b>						<b>1,974,042</b>	<b>0</b>	<b>0</b>	<b>0</b>	<b>0</b>	<b>0</b>	<b>2,337,759</b>	<b>2,337,759</b>	<b>0</b>	<b>0</b>	<b>0</b>	<b>3,884,721</b>	
	MASS MUTUAL LIFE INS			Fidelity Reinsurance Transfer	05/07/2003	04/01/2022	1,384,981					0	1,384,981	1,384,981			0	292,500	
	MASSACHUSETTS MUTUAL LIFE INSU			Fidelity Reinsurance Transfer	04/08/2015	04/01/2022	6,776,353					0	6,776,353	6,776,353			0	663,750	
	METROPOLITAN LIFE INS CO			Fidelity Reinsurance Transfer	07/11/2002	04/01/2022	8,147,202					0	8,147,202	8,147,202			0	472,500	
	NATIONWIDE MUTUAL INSURANCE			Fidelity Reinsurance Transfer	04/06/2004	04/01/2022	6,577,286		(10,216)			(10,216)	6,567,070	6,567,070			0		
	PACIFIC MUTUAL LIFE			Fidelity Reinsurance Transfer	04/12/2002	04/01/2022	9,662,942					0	9,662,942	9,662,942			0	637,728	
	<b>2799999. Surplus Debentures, etc - Unaffiliated</b>						<b>32,548,764</b>	<b>0</b>	<b>(10,216)</b>	<b>0</b>	<b>0</b>	<b>(10,216)</b>	<b>32,538,548</b>	<b>32,538,548</b>	<b>0</b>	<b>0</b>	<b>0</b>	<b>2,066,478</b>	
	<b>4899999. Total - Unaffiliated</b>						<b>69,007,870</b>	<b>0</b>	<b>(10,216)</b>	<b>0</b>	<b>0</b>	<b>(10,216)</b>	<b>69,361,371</b>	<b>69,361,371</b>	<b>0</b>	<b>0</b>	<b>0</b>	<b>42,512,876</b>	
	<b>4999999. Total - Affiliated</b>						<b>0</b>	<b>0</b>	<b>0</b>	<b>0</b>	<b>0</b>	<b>0</b>	<b>0</b>	<b>0</b>	<b>0</b>	<b>0</b>	<b>0</b>	<b>0</b>	
	<b>5099999 - Totals</b>						<b>69,007,870</b>	<b>0</b>	<b>(10,216)</b>	<b>0</b>	<b>0</b>	<b>(10,216)</b>	<b>69,361,371</b>	<b>69,361,371</b>	<b>0</b>	<b>0</b>	<b>0</b>	<b>42,512,876</b>	

E03.2

STATEMENT AS OF JUNE 30, 2022 OF GENWORTH LIFE INSURANCE COMPANY

**SCHEDULE D - PART 3**

Show All Long-Term Bonds and Stock Acquired During the Current Quarter

1	2	3	4	5	6	7	8	9	10
CUSIP Identification	Description	Foreign	Date Acquired	Name of Vendor	Number of Shares of Stock	Actual Cost	Par Value	Paid for Accrued Interest and Dividends	NAIC Designation, NAIC Designation Modifier and SVO Administrative Symbol
38376G-6B-1	GOVERNMENT NATIONAL MORTGAGE A GOVERNMENT NATIONAL MORTGAGE A 3.942% 04/16/53		.04/01/2022	Interest Capitalization		13,005	13,005	.0	1.A
38376G-BW-9	GOVERNMENT NATIONAL MORTGAGE A GNMA_09-99 5.153% 10/16/49		.06/01/2022	Interest Capitalization		112,434	112,434	.0	1.A
38376G-SN-1	GOVERNMENT NATIONAL MORTGAGE GNMA_10-96 4.337% 07/16/50		.06/01/2022	Interest Capitalization		123,469	123,469	.0	1.A
38376G-WC-0	GOVERNMENT NATIONAL MORTGAGE 4.114% 08/16/50		.06/01/2022	Interest Capitalization		83,865	83,865	.0	1.A
38376G-WV-6	GOVERNMENT NATIONAL MORTGAGE A 3.485% 10/16/50		.06/01/2022	Interest Capitalization		86,758	86,758	.0	1.A
38377J-4X-8	GOVERNMENT NATIONAL MORTGAGE A 5.418% 02/16/40		.06/01/2022	Interest Capitalization		18,965	18,965	.0	1.A
38378B-R8-4	GOVERNMENT NATIONAL MORTGAGE A GNMA_12-142 2.641% 04/16/54		.06/01/2022	Interest Capitalization		1,276	1,276	.0	1.A
38378B-TJ-8	GOVERNMENT NATIONAL MORTGAGE A GNMA_12-53 3.363% 04/16/52		.06/01/2022	Interest Capitalization		7,530	7,530	.0	1.A
38378N-AG-8	GNMA_13-153 GOVERNMENT NATIONAL MORTGAGE A 3.052% 10/16/54		.06/01/2022	Interest Capitalization		110,040	110,040	.0	1.A
38378N-BU-6	GNMA_13-155 GOVERNMENT NATIONAL MORTGAGE A 3.063% 08/16/54		.06/01/2022	Interest Capitalization		28,772	28,772	.0	1.A
38378X-AG-6	GNMA_14-92 GOVERNMENT NATIONAL MORTGAGE A 3.585% 05/16/54		.06/01/2022	Interest Capitalization		38,089	38,089	.0	1.A
38379K-LP-1	GNMA_15-75 GOVERNMENT NATIONAL MORTGAGE A 3.468% 05/16/55		.06/01/2022	Interest Capitalization		34,352	34,352	.0	1.A
38379K-S7-4	GOVERNMENT NATIONAL MORTGAGE A GNMA_15-125 3.339% 07/16/55		.06/01/2022	Interest Capitalization		100,896	100,896	.0	1.A
38379K-S8-2	GOVERNMENT NATIONAL MORTGAGE A GNMA_15-125 3.339% 07/16/55		.06/01/2022	Interest Capitalization		181,095	181,095	.0	1.A
38379K-ZB-7	GOVERNMENT NATIONAL MORTGAGE A GNMA_15-107 3.335% 03/16/57		.06/01/2022	Interest Capitalization		68,388	68,388	.0	1.A
38379R-CB-7	GOVERNMENT NATIONAL MORTGAGE A GNMA_15-188 3.000% 07/16/57		.06/01/2022	Interest Capitalization		49,868	49,868	.0	1.A
38379R-DE-0	GOVERNMENT NATIONAL MORTGAGE A GOVERNMENT NATIONAL MORTGAGE A 3.369% 03/16/57		.06/01/2022	Interest Capitalization		31,444	31,444	.0	1.A
38379R-JG-9	GOVERNMENT NATIONAL MORTGAGE A GNMA_16-166 3.100% 04/16/58		.06/01/2022	Interest Capitalization		27,896	27,896	.0	1.A
38379R-LR-2	GOVERNMENT NATIONAL MORTGAGE A GNMA_17-1 3.000% 12/16/58		.06/01/2022	Various		68,580	68,580	.0	1.A
38379R-NE-9	GOVERNMENT NATIONAL MORTGAGE A GNMA_17-22 3.042% 08/16/58		.06/01/2022	Interest Capitalization		39,641	39,641	.0	1.A
38379R-NT-6	GOVERNMENT NATIONAL MORTGAGE A GNMA_17-29 3.184% 09/16/58		.06/01/2022	Interest Capitalization		114,441	114,441	.0	1.A
38379R-PJ-6	GOVERNMENT NATIONAL MORTGAGE A GNMA_17-41 3.000% 07/16/58		.06/01/2022	Interest Capitalization		56,066	56,066	.0	1.A
38379R-PS-6	GOVERNMENT NATIONAL MORTGAGE A GNMA_17-44 3.264% 02/16/57		.06/01/2022	Interest Capitalization		42,440	42,440	.0	1.A
38379R-SB-7	GOVERNMENT NATIONAL MORTGAGE A GNMA_17-102 3.178% 12/25/58		.06/01/2022	Interest Capitalization		86,322	86,322	.0	1.A
38379R-UD-3	GOVERNMENT NATIONAL MORTGAGE A GNMA_17-51 2.500% 05/16/59		.06/01/2022	Interest Capitalization		23,603	23,603	.0	1.A
38379R-ZW-6	GOVERNMENT NATIONAL MORTGAGE A GNMA_17-90 2.750% 01/16/59		.06/01/2022	Interest Capitalization		43,181	43,181	.0	1.A
38379U-6B-7	GOVERNMENT NATIONAL MORTGAGE A GNMA_17-20 3.050% 12/16/58		.06/01/2022	Interest Capitalization		123,571	123,571	.0	1.A
38379U-A8-9	GOVERNMENT NATIONAL MORTGAGE AS GNMA_16-95 2.798% 04/16/57		.06/01/2022	Interest Capitalization		60,436	60,436	.0	1.A
38379U-C7-9	GOVERNMENT NATIONAL MORTGAGE AS SERIES 16-95 CLAS ZL 3.122% 08/16/58		.06/01/2022	Interest Capitalization		220,492	220,492	.0	1.A
38379U-DJ-2	GOVERNMENT NATIONAL MORTGAGE A GOVERNMENT NATIONAL MORTGAGE A 2.877% 12/16/57		.06/01/2022	Interest Capitalization		72,771	72,771	.0	1.A
38379U-E7-7	GOVERNMENT NATIONAL MORTGAGE A GNMA_16-110 2.877% 05/16/58		.06/01/2022	Interest Capitalization		24,275	24,275	.0	1.A
38379U-FU-5	GOVERNMENT NATIONAL MORTGAGE A GNMA_16-24 3.346% 09/16/57		.06/01/2022	Interest Capitalization		42,244	42,244	.0	1.A
38379U-HH-2	GOVERNMENT NATIONAL MORTGAGE A GOVERNMENT NATIONAL MORTGAGE A 2.897% 03/16/58		.06/01/2022	Interest Capitalization		60,631	60,631	.0	1.A
38379U-HT-6	GOVERNMENT NATIONAL MORTGAGE A GNMA_16-41 3.482% 06/16/57		.06/01/2022	Interest Capitalization		91,854	91,854	.0	1.A
38379U-RN-8	GNMA_16-70 GNMA_16-70 2.867% 04/16/58		.06/01/2022	Interest Capitalization		32,558	32,558	.0	1.A
38379U-SM-9	GOVERNMENT NATIONAL MORTGAGE A GOVERNMENT NATIONAL MORTGAGE A 3.367% 04/16/58		.06/01/2022	Interest Capitalization		88,860	88,860	.0	1.A
38379U-SV-9	GOVERNMENT NATIONAL MORTGAGE A GNMA_16-64A 3.394% 12/16/57		.06/01/2022	Interest Capitalization		87,281	87,281	.0	1.A
38379U-WL-6	GOVERNMENT NATIONAL MORTGAGE A GNMA_16-86 3.034% 03/16/58		.06/01/2022	Interest Capitalization		58,883	58,883	.0	1.A
38379U-ZN-9	GOVERNMENT NATIONAL MORTGAGE AS GNMA_16-94 3.000% 12/01/57		.06/01/2022	Interest Capitalization		111,977	111,977	.0	1.A
38379U-ZY-5	GOVERNMENT NATIONAL MORTGAGE AS GNMA_16-96 3.122% 12/16/57		.06/01/2022	Interest Capitalization		27,099	27,099	.0	1.A
38380J-2A-5	GOVERNMENT NATIONAL MORTGAGE A GNMA_18-81 2.500% 01/16/60		.06/01/2022	Interest Capitalization		55,018	55,018	.0	1.A
38380J-3M-8	GOVERNMENT NATIONAL MORTGAGE A GNMA_18-88 3.081% 11/16/59		.06/01/2022	Interest Capitalization		135,469	135,469	.0	1.A
38380J-6S-1	GOVERNMENT NATIONAL MORTGAGE A GOVERNMENT NATIONAL MORTGAGE A 2.803% 04/16/54		.06/01/2022	Interest Capitalization		26,417	26,417	.0	1.A
38380J-6B-5	GOVERNMENT NATIONAL MORTGAGE A GNMA_18-58 2.500% 12/16/57		.06/01/2022	Interest Capitalization		111,443	111,443	.0	1.A
38380J-NL-8	GOVERNMENT NATIONAL MORTGAGE A GNMA_18-3 3.000% 05/16/59		.06/01/2022	Interest Capitalization		33,742	33,742	.0	1.A
38380J-TD-0	GOVERNMENT NATIONAL MORTGAGE A GNMA_18-28 2.734% 01/16/55		.06/01/2022	Interest Capitalization		24,541	24,541	.0	1.A
38380J-XA-1	GOVERNMENT NATIONAL MORTGAGE A GOVERNMENT NATIONAL MORTGAGE A 2.700% 05/16/60		.06/01/2022	Interest Capitalization		47,099	47,099	.0	1.A
38380J-YV-5	GOVERNMENT NATIONAL MORTGAGE A GOVERNMENT NATIONAL MORTGAGE A 2.500% 01/16/60		.06/01/2022	Interest Capitalization		22,101	22,101	.0	1.A
38380J-ZD-3	GOVERNMENT NATIONAL MORTGAGE A GOVERNMENT NATIONAL MORTGAGE A 3.200% 11/16/59		.06/01/2022	Interest Capitalization		71,988	71,988	.0	1.A
38380M-BN-0	GOVERNMENT NATIONAL MORTGAGE A GOVERNMENT NATIONAL MORTGAGE A 3.009% 11/16/59		.06/01/2022	Interest Capitalization		121,199	121,199	.0	1.A
38380M-CE-9	GOVERNMENT NATIONAL MORTGAGE A GOVERNMENT NATIONAL MORTGAGE A 3.000% 08/16/60		.06/01/2022	Interest Capitalization		41,959	41,959	.0	1.A
38380M-DK-4	GOVERNMENT NATIONAL MORTGAGE A GNMA_18-110 3.200% 01/16/60		.06/01/2022	Interest Capitalization		49,096	49,096	.0	1.A
38380M-HM-0	GOVERNMENT NATIONAL MORTGAGE A GOVERNMENT NATIONAL MORTGAGE A 3.000% 07/16/60		.06/01/2022	Interest Capitalization		41,750	41,750	.0	1.A
91282C-EF-4	US TREASURY TREASURY NOTE 2.500% 03/31/27		.04/21/2022	BANC OF AMERICA SECURITIES LLC		488,676	500,000	.751	1.A FE
0109999999	Subtotal - Bonds - U.S. Governments					3,965,846	3,977,170	.751	XXX
3136A0-VF-1	FANNIE MAE FNMA 11-73 FNMA 11-73D 3.500% 01/25/41		.06/01/2022	Interest Capitalization		8,127	8,127	.0	1.A

E04





STATEMENT AS OF JUNE 30, 2022 OF GENWORTH LIFE INSURANCE COMPANY

**SCHEDULE D - PART 3**

Show All Long-Term Bonds and Stock Acquired During the Current Quarter

1	2	3	4	5	6	7	8	9	10
CUSIP Identification	Description	Foreign	Date Acquired	Name of Vendor	Number of Shares of Stock	Actual Cost	Par Value	Paid for Accrued Interest and Dividends	NAIC Designation, NAIC Designation Modifier and SVO Administrative Symbol
79588T-AE-0	SAMMONS FINANCIAL GROUP INC Series 144A 4.750% 04/08/32		04/05/2022	BANC OF AMERICA SECURITIES LLC		4,995,250	5,000,000	.0	2.A FE
85253F-AL-5	STAG INDUSTRIAL OPERATING PART STAG INDUSTRIAL OPERATING PART 4.120% 06/28/32		06/28/2022	U.S. Bancorp Piper Jaffray		5,000,000	5,000,000	.0	2.B Z
855244-AS-8	STARBUCKS CORP STARBUCKS CORPORATION 4.500% 11/15/48		06/06/2022	ROYAL BANK OF CANADA		9,391,541	10,000,000	15,333	2.A FE
929160-AV-1	VULCAN MATERIALS COMPANY 4.500% 06/15/47		06/03/2022	BARCLAYS CAPITAL INC		1,312,324	1,396,000	30,014	2.B FE
929160-AV-5	VULCAN MATERIALS COMPANY 4.700% 03/01/48		06/10/2022	CITIGROUP GLOBAL MARKETS		4,727,850	5,000,000	67,236	2.B FE
00185A-AH-7	AON PLC 4.750% 05/15/45	D.	06/02/2022	Various		4,072,300	4,200,000	9,263	2.A FE
12661P-AE-9	CSL FINANCE PLC Series 144A 4.750% 04/27/52	C.	04/20/2022	BANC OF AMERICA SECURITIES LLC		9,971,400	10,000,000	.0	1.G FE
12661P-AF-6	CSL FINANCE PLC Series 144A 4.950% 04/27/62	C.	06/09/2022	J.P. MORGAN SECURITIES INC		4,974,700	5,000,000	31,625	1.G FE
314890-AD-6	FERGUSON FINANCE PLC Series 144A 4.650% 04/20/32	C.	04/12/2022	BANC OF AMERICA SECURITIES LLC		4,973,950	5,000,000	.0	2.B FE
460599-AE-3	INTERNATIONAL GAME TECHNOLOGY Series 144A 5.250% 01/15/29	C.	06/13/2022	CREDIT SUISSE FIRST BOSTON COR		2,775,000	3,000,000	65,625	3.B FE
62954H-AJ-7	NXP BV/NXP FUNDING LLC/NXP USA 2.650% 02/15/32	C.	05/19/2022	Tax Free Exchange		9,978,128	10,000,000	69,194	2.B FE
62954H-AV-0	NXP BV/NXP FUNDING LLC/NXP USA 4.300% 06/18/29	C.	05/19/2022	Tax Free Exchange		5,984,407	6,000,000	108,217	2.B FE
62954H-AV-4	NXP BV/NXP FUNDING LLC/NXP USA 3.400% 05/01/30	C.	05/19/2022	Tax Free Exchange		4,989,645	5,000,000	8,500	2.B FE
62954H-BA-5	NXP BV/NXP FUNDING LLC/NXP USA 2.500% 05/11/31	C.	05/19/2022	Tax Free Exchange		4,984,410	5,000,000	2,778	2.B FE
709629-AS-8	PENTAIR FINANCE SA 5.900% 07/15/32	C.	06/28/2022	J.P. MORGAN SECURITIES INC		4,890,650	5,000,000	.0	2.C FE
7846EL-AE-7	SPCM SA Series 144A 3.375% 03/15/30	C.	06/15/2022	Various		2,730,000	3,400,000	29,128	3.A FE
G1264*-AA-0	BID II CLASS A NOTE 3.500% 06/30/39	C.	04/01/2022	CORPORATE ACTION		840,305	840,305	.0	1.G PL
G1264*-AB-8	BID II CLASS B NOTE 4.500% 06/30/39	C.	04/01/2022	CORPORATE ACTION		672,244	672,244	.0	3.A FE
05426#-AB-9	L&K FINANCE PTY LTD 4.720% 06/12/28	C.	06/02/2022	Taxable Exchange		20,000,000	20,000,000	445,778	2.A FE
05426#-AD-5	L&K FINANCE PTY LTD 4.970% 06/12/33	C.	06/02/2022	Taxable Exchange		15,000,000	15,000,000	352,040	2.A FE
<b>1109999999</b>	<b>Subtotal - Bonds - Industrial and Miscellaneous (Unaffiliated)</b>					<b>463,051,170</b>	<b>477,480,549</b>	<b>2,566,691</b>	<b>XXX</b>
BGI45L-1F-5	BHI Investments, LLC BHI Investments 08/28/24		05/11/2022	No Broker		811,783	811,783	.0	4.A PL
BGI46T-59-7	Winzer Corporation Winzer Corporation 09/29/23		05/19/2022	No Broker		80,014	80,014	.0	4.A PL
BGI473-NR-3	Med Review Inst of America Med Review Inst of America 10/06/24		06/30/2022	No Broker		175,269	178,846	.0	4.B PL
BGI49M-7V-8	Nonni's Food, LLC Nonni's Food, LLC 12/01/23		06/30/2022	No Broker		67,444	68,078	.0	3.B PL
BGI49V-XJ-6	G.E.T. Acquisition, LLC G.E.T. Acquisition, LLC 02/16/24		06/22/2022	No Broker		62,069	62,069	.0	4.A Z
BGI4AM-87-8	HMI Acquisition Company HMI Acquisition Company 12/28/24		06/30/2022	Interest Capitalization		2,020	2,020	.0	6. Z
BGI4AM-9C-6	HMI Acquisition Company HMI Acquisition Company 12/28/24		06/30/2022	Interest Capitalization		12,712	12,712	.0	6. Z
BGI4EA-TB-8	World Wide Packaging, Inc. World Wide Packaging 03/27/25		04/01/2022	Interest Capitalization		313	313	.0	5.C PL
BGI4EA-TK-8	World Wide Packaging, Inc. World Wide Packaging 03/27/25		04/01/2022	Interest Capitalization		3,272	3,272	.0	6. PL
BGI4FG-7S-1	Mailsouth, Inc Mailsouth Inc 04/23/24		04/01/2022	Interest Capitalization		13,287	13,287	.0	4.C PL
BGI4FS-U9-1	World Wide Packaging, Inc. World Wide Packaging 03/27/25		04/01/2022	Interest Capitalization		645	645	.0	6. PL
BGI4GJ-AW-1	Chase Industries, Inc Chase Industries Inc 05/11/25		05/24/2022	Interest Capitalization		16,383	16,383	.0	5.C PL
BGI4GJ-F8-9	Chase Industries, Inc Chase Industries 05/11/25		04/01/2022	Interest Capitalization		99,634	99,634	.0	5.C PL
BGI4GJ-FQ-9	Chase Industries, Inc Chase Industries Inc 05/11/25		04/01/2022	Interest Capitalization		9,416	9,416	.0	5.C PL
BGI4HX-PS-2	EXT Acquisitions Inc EXT Acquisitions Inc 06/26/24		06/29/2022	No Broker		138,882	138,882	.0	4.A PL
BGI4K5-7B-6	Synoptek Synoptek 07/25/24		05/03/2022	No Broker		555,556	555,556	.0	5.B Z
BGI4K5-7B-6	Synoptek Synoptek 07/25/24		04/05/2022	No Broker		277,778	277,778	.0	5.C Z
BGI4KH-RQ-5	Sara Lee Frozen Bakery Sara Lee Frozen Bakery 07/30/23		06/21/2022	No Broker		640,000	640,000	.0	3.B PL
BGI4TB-Q1-5	Composite Technology Acq Composite Technology Acq 02/01/24		06/30/2022	No Broker		254,762	254,762	.0	5.A PL
BGI50M-M8-8	Valicor PPC Intermediate I LLC Valicor PPC Intermediate I LLC 07/24/24		05/24/2022	No Broker		78,261	78,261	.0	3.C PL
BGI52C-V0-5	Heartland, LLC Heartland LLC 08/30/24		06/30/2022	No Broker		207,140	207,140	.0	4.B PL
BGI55B-33-9	DAS Purchaser 2 Corp. DAS Purchaser 2 Corp. 11/13/24		04/01/2022	No Broker		32,407	32,407	.0	4.A PL
BGI56S-63-8	ECM Industries, LLC ECM Industries 12/23/25		06/14/2022	No Broker		169,046	169,046	.0	4.B PL
BGI58E-FR-4	Fresh Holdco, Inc. Fresh Holdco 01/24/26		05/16/2022	No Broker		101,253	101,266	.0	3.B PL
BGI58R-VU-0	New ILC Dover, Inc. New ILC Dover 01/31/26		06/29/2022	No Broker		150,126	150,126	.0	4.A Z
BGI619-RK-2	Fortune International, LLC Fortune International, LLC 01/17/26		04/01/2022	No Broker		3,179	3,179	.0	2.C PL
BGI67S-LS-3	NFM & J, L.P. NFM & J, L.P. 11/30/27		04/22/2022	No Broker		517,241	517,241	.0	3.A FE
BGI68F-5L-3	GHR Healthcare, LLC GHR Healthcare, LLC 12/09/27		06/16/2022	No Broker		144,996	144,996	.0	2.C FE
BGI68F-7V-9	Omni Intermediate Holdings Omni Intermediate Holdings 11/30/27		04/20/2022	Conversion		564,922	570,643	.0	3.A FE
BGI68F-83-0	Omni Intermediate Holdings Omni Intermediate Holdings 11/30/27		04/01/2022	No Broker		175,887	175,887	.0	3.B FE
BGI6A7-31-4	Blackbird Purchaser, Inc. Blackbird Purchaser, Inc. 04/08/26		04/01/2022	Conversion		3,275	3,308	.0	3.B PL
BGI6A7-31-4	Blackbird Purchaser, Inc. Blackbird Purchaser, Inc. 04/08/26		04/01/2022	Conversion		1,564,398	1,580,444	.0	2.C PL
BGI6AN-IP-4	Fortune International, LLC Fortune International, LLC 01/17/26		06/24/2022	No Broker		4,027	245	.0	2.B Z
BGI6AN-IP-4	Fortune International, LLC Fortune International, LLC 01/17/26		06/24/2022	No Broker		1,843,596	1,847,378	.0	2.C Z
BGI6CZ-MY-7	Argano, LLC Argano, LLC 06/10/26		06/30/2022	No Broker		1,130,738	1,130,738	.0	3.A Z

E04.2

STATEMENT AS OF JUNE 30, 2022 OF GENWORTH LIFE INSURANCE COMPANY

**SCHEDULE D - PART 3**

Show All Long-Term Bonds and Stock Acquired During the Current Quarter

1	2	3	4	5	6	7	8	9	10
CUSIP Identification	Description	Foreign	Date Acquired	Name of Vendor	Number of Shares of Stock	Actual Cost	Par Value	Paid for Accrued Interest and Dividends	NAIC Designation, NAIC Designation Modifier and SVO Administrative Symbol
BGI6EC-QD-8	OEP Glass Purchaser, LLC OEP Glass Purchaser, LLC 04/18/28		04/18/2022	CHURCHILL ASSET MANAGEMENT LLC		14,850,000	15,000,000	0	2.A Z
BGI6EJ-6D-5	Vision Innovation Partners 04/07/28		04/07/2022	CHURCHILL ASSET MANAGEMENT LLC		764,950	776,696	0	3.B Z
BGI6EK-E9-2	Orthoalliance Mso, LLC Orthoalliance Mso, LLC 07/21/25		05/02/2022	No Broker		99,217	99,217	0	3.B Z
BGI6FS-NN-3	CMG Holdco, LLC 05/19/28		05/19/2022	CHURCHILL ASSET MANAGEMENT LLC		403,932	408,012	0	3.B Z
BGI6FS-RG-4	Trilon Group, LLC Trilon Group, LLC 05/27/29		05/27/2022	CHURCHILL ASSET MANAGEMENT LLC		1,555,297	1,571,007	0	3.B Z
BGI6FS-S2-4	Momentum Manufacturing Group Momentum Manufacturing Group 05/25/28		05/25/2022	CHURCHILL ASSET MANAGEMENT LLC		1,035,890	1,046,353	0	3.B Z
BGI6FS-S8-1	Thayer Power & Communication Thayer Power & Communication 03/26/27		05/26/2022	CHURCHILL ASSET MANAGEMENT LLC		859,970	868,657	0	3.B Z
BGI6FT-SR-7	CMG Holdco, LLC CMG Holdco, LLC 05/19/28		05/19/2022	CHURCHILL ASSET MANAGEMENT LLC		482	0	0	3.Z
BGI6FT-SR-7	CMG Holdco, LLC CMG Holdco, LLC 05/19/28		05/19/2022	CHURCHILL ASSET MANAGEMENT LLC		47,737	48,220	0	3.B Z
BGI6FT-SR-7	CMG Holdco, LLC CMG Holdco, LLC 05/19/28		06/01/2022	No Broker		78,820	78,820	0	3.B Z
BGI6GA-MA-0	MidWest Eye Services, LLC MidWest Eye Services, LLC 08/20/27		06/03/2022	CHURCHILL ASSET MANAGEMENT LLC		506,084	513,791	0	3.A Z
BGI6GA-P6-6	Orthoalliance Mso, LLC Orthoalliance Mso, LLC 07/21/25		06/02/2022	CHURCHILL ASSET MANAGEMENT LLC		1,315,811	1,329,102	0	3.B Z
BGI6HA-LU-0	TSS Buyer, LLC TSS Buyer, LLC 06/22/29		06/22/2022	CHURCHILL ASSET MANAGEMENT LLC		1,586,210	1,609,623	0	3.B Z
BGI6HA-ZS-0	Element 78 Partners, LLC Element 78 Partners, LLC 12/01/27		06/30/2022	CHURCHILL ASSET MANAGEMENT LLC		4,318,086	4,361,702	0	3.B Z
1909999999	Subtotal - Bonds - Unaffiliated Bank Loans					37,332,337	37,649,586	0	XXX
2509999997	Total - Bonds - Part 3					504,946,258	519,704,212	2,567,442	XXX
2509999998	Total - Bonds - Part 5					XXX	XXX	XXX	XXX
2509999999	Total - Bonds					504,946,258	519,704,212	2,567,442	XXX
4509999997	Total - Preferred Stocks - Part 3					0	XXX	0	XXX
4509999998	Total - Preferred Stocks - Part 5					XXX	XXX	XXX	XXX
4509999999	Total - Preferred Stocks					0	XXX	0	XXX
464287-20-0	ISHARES CORE S&P 500 INDEX ETF ISHARES CORE S&P ETF		06/23/2022	Various	100,550,000	41,556,455		0	
770700-10-2	ROBINHOOD MARKETS INC		06/01/2022	CORPORATE ACTION	89,420,000	918,344		0	
5019999999	Subtotal - Common Stocks - Industrial and Miscellaneous (Unaffiliated) Publicly Traded					42,474,799	XXX	0	XXX
5989999997	Total - Common Stocks - Part 3					42,474,799	XXX	0	XXX
5989999998	Total - Common Stocks - Part 5					XXX	XXX	XXX	XXX
5989999999	Total - Common Stocks					42,474,799	XXX	0	XXX
5999999999	Total - Preferred and Common Stocks					42,474,799	XXX	0	XXX
6009999999	Totals					547,421,057	XXX	2,567,442	XXX

E04.3

STATEMENT AS OF JUNE 30, 2022 OF GENWORTH LIFE INSURANCE COMPANY  
**SCHEDULE D - PART 4**

Show All Long-Term Bonds and Stock Sold, Redeemed or Otherwise Disposed of During the Current Quarter

1	2	3	4	5	6	7	8	9	10	Change In Book/Adjusted Carrying Value					16	17	18	19	20	21	22
										11	12	13	14	15							
CUSIP Identification	Description	For- eign	Disposal Date	Name of Purchaser	Number of Shares of Stock	Consid- eration	Par Value	Actual Cost	Prior Year Book/ Adjusted Carrying Value	Unrealized Valuation Increase/ (Decrease)	Current Year's (Amor- tization)/ Accretion	Current Year's Other Than Temporary Impairment Recogn- ized	Total Change in Book/ Adjusted Carrying Value (11 + 12 - 13)	Total Foreign Exchange Change in Book /Adjusted Carrying Value	Book/ Adjusted Carrying Value at Disposal Date	Foreign Exchange Gain (Loss) on Disposal	Realized Gain (Loss) on Disposal	Total Gain (Loss) on Disposal	Bond Interest/ Stock Dividends Received During Year	Stated Con- tractual Maturity Date	NAIC Desig- nation, NAIC Desig- nation Modifier and SVO Admini- strative Symbol
36225B-ZA-9	GINNIE MAE I POOL #781637 4.500% 07/15/33 GOVERNMENT NATIONAL MORTGAGE A GNMA_09-84		06/01/2022	Paydown		4,392	4,392	4,084	4,162	.0	230	.0	230	.0	4,392	.0	.0	.0	.78	07/15/2033	1.A
38373A-Z6-6	4.000% 08/20/39 GOVERNMENT NATIONAL MORTGAGE A 5.150%		06/01/2022	Paydown		312,242	312,242	270,132	292,394	.0	19,848	.0	19,848	.0	312,242	.0	.0	.0	5,167	08/20/2039	1.A
38373M-TY-0	06/16/49		06/01/2022	Paydown		37,790	37,790	35,374	35,798	.0	1,991	.0	1,991	.0	37,790	.0	.0	.0	.811	06/16/2049	1.A
38373M-BG-8	GNMA 09-63 GNMA 09-63 5.500% 03/16/51		06/01/2022	Paydown		11,524	11,524	11,126	11,209	.0	314	.0	314	.0	11,524	.0	.0	.0	.264	03/16/2051	1.A
38373M-LL-2	4.939% 07/16/44 GOVERNMENT NATIONAL MORTGAGE A 2004-108Z		06/01/2022	Paydown		19,412	19,412	17,182	18,238	.0	1,174	.0	1,174	.0	19,412	.0	.0	.0	.400	07/16/2044	1.A
38373M-ML-1	4.590% 12/16/44		06/01/2022	Paydown		5,952	5,952	5,242	5,565	.0	387	.0	387	.0	5,952	.0	.0	.0	.114	12/16/2044	1.A
38373M-MV-9	GNMA 05-2 2005 2ZB 5.288% 07/16/44		06/01/2022	Paydown		25,911	25,911	25,911	25,911	.0	.0	.0	.0	.0	25,911	.0	.0	.0	.571	07/16/2044	1.A
38373M-NV-8	GM 05-9 2005-9 Z 4.650% 01/16/45		06/01/2022	Paydown		5,094	5,094	4,731	4,894	.0	201	.0	201	.0	5,094	.0	.0	.0	.99	01/16/2045	1.A
38373M-PX-2	GM 05-29 2005-29 Z 4.250% 04/16/45		06/01/2022	Paydown		36,256	36,256	31,973	33,872	.0	2,384	.0	2,384	.0	36,256	.0	.0	.0	.642	04/16/2045	1.A
38373M-RB-8	GNMA 05-50 2005-50 Z 4.797% 06/16/45		06/01/2022	Paydown		98,511	98,511	98,504	98,392	.0	119	.0	119	.0	98,511	.0	.0	.0	.2,111	06/16/2045	1.A
38373M-SE-1	GNMA 05-90 2005-90 Z 4.481% 11/16/45		06/01/2022	Paydown		3,217,785	3,217,785	2,953,804	3,013,822	.0	203,964	.0	203,964	.0	3,217,785	.0	.0	.0	56,733	11/16/2045	1.A
38373M-TA-8	GNMA 06-5 2006-5 Z 4.742% 01/16/46		06/01/2022	Paydown		63,573	63,573	59,647	60,829	.0	2,744	.0	2,744	.0	63,573	.0	.0	.0	1,257	01/16/2046	1.A
38373M-TV-2	GNMA 06-18 2006-18 Z 4.822% 03/16/45		06/01/2022	Paydown		49,763	49,763	44,975	46,934	.0	2,829	.0	2,829	.0	49,763	.0	.0	.0	1,000	03/16/2045	1.A
38373M-UL-2	GNMA 06-15 2006-15 Z 4.151% 04/16/46		06/01/2022	Paydown		55,840	55,840	45,818	49,139	.0	6,701	.0	6,701	.0	55,840	.0	.0	.0	966	04/16/2046	1.A
38373M-VA-5	GNMA 06-32 5.556% 11/16/45		06/01/2022	Paydown		60,862	60,862	57,795	58,443	.0	2,418	.0	2,418	.0	60,862	.0	.0	.0	1,664	11/16/2045	1.A
38374B-BG-7	GNMA 03-49 2003-49 Z 5.248% 04/16/43 GOVERNMENT NATIONAL MORTGAGE A 2003-72 Z		06/01/2022	Paydown		220,404	220,404	220,391	220,048	.0	356	.0	356	.0	220,404	.0	.0	.0	4,764	04/16/2043	1.A
38374B-OR-7	5.302% 11/16/45 GOVERNMENT NATIONAL MORTGAGE AGENCY CMO 04-38		06/01/2022	Paydown		24,000	24,000	21,262	21,843	.0	2,156	.0	2,156	.0	24,000	.0	.0	.0	530	11/16/2045	1.A
38374G-RF-1	5.000% 05/20/34 GOVERNMENT NATIONAL MORTGAGE A 2004-103 ZB		06/01/2022	Paydown		1,868	1,868	1,833	1,849	.0	20	.0	20	.0	1,868	.0	.0	.0	.38	05/20/2034	1.A
38374J-TB-6	5.473% 11/16/44		06/01/2022	Paydown		4,677	4,677	4,598	4,626	.0	52	.0	52	.0	4,677	.0	.0	.0	.107	11/16/2044	1.A
38374J-FJ-0	GNMA 04-77 2004-77 Z 6.016% 09/16/44 GOVERNMENT NATIONAL MORTGAGE A GNMA_09-85		06/01/2022	Paydown		35,656	35,656	35,321	35,402	.0	254	.0	254	.0	35,656	.0	.0	.0	894	09/16/2044	1.A
38376F-2S-0	5.000% 09/20/39 GOVERNMENT NATIONAL MORTGAGE A GNMA_09-82		06/01/2022	Paydown		138,180	138,180	135,376	136,585	.0	1,596	.0	1,596	.0	138,180	.0	.0	.0	2,844	09/20/2039	1.A
38376F-T6-9	5.000% 09/16/39 GOVERNMENT NATIONAL MORTGAGE A GNMA_09-78		06/01/2022	Paydown		11,600	11,600	11,261	11,404	.0	196	.0	196	.0	11,600	.0	.0	.0	240	09/16/2039	1.A
38376F-UF-7	5.000% 09/20/39 GOVERNMENT NATIONAL MORTGAGE A GOVERNMENT NATIONAL MORTGAGE A 3.942% 04/16/53		06/01/2022	Paydown		247,933	247,933	238,699	242,996	.0	4,937	.0	4,937	.0	247,933	.0	.0	.0	5,103	09/20/2039	1.A
38376G-6B-1	GOVERNMENT NATIONAL MORTGAGE A GOVERNMENT NATIONAL MORTGAGE A 3.915% 10/16/53		06/01/2022	Paydown		491,153	491,153	473,339	476,539	.0	13,018	.0	13,018	.0	491,153	.0	.0	.0	3,233	04/16/2053	1.A
38376G-7L-8	GOVERNMENT NATIONAL MORTGAGE A GNMA_09-90		06/01/2022	Paydown		7,118	7,118	7,028	7,044	.0	74	.0	74	.0	7,118	.0	.0	.0	.116	10/16/2053	1.A
38376G-AZ-3	5.600% 04/16/51 GOVERNMENT NATIONAL MORTGAGE A 4.503%		06/01/2022	Paydown		6,671	6,671	6,513	6,539	.0	133	.0	133	.0	6,671	.0	.0	.0	156	04/16/2051	1.A
38376G-CL-2	12/16/49 GOVERNMENT NATIONAL MORTGAGE A GNMA_09-123		06/01/2022	Paydown		23,854	23,854	20,339	20,831	.0	3,022	.0	3,022	.0	23,854	.0	.0	.0	448	12/16/2049	1.A
38376J-2W-3	4.500% 12/20/39 GOVERNMENT NATIONAL MORTGAGE A GNMA_09-123		04/01/2022	Fidelity Reinsurance Transfer		2,106,636	2,188,812	2,029,320	2,110,402	.0	(3,766)	.0	(3,766)	.0	2,106,636	.0	.0	.0	32,832	12/20/2039	1.A
38376J-2W-3	4.500% 12/20/39 GOVERNMENT NATIONAL MORTGAGE AS GNMA_09-106		04/01/2022	Paydown		43,302	43,302	40,146	41,750	.0	1,551	.0	1,551	.0	43,302	.0	.0	.0	650	12/20/2039	1.A
38376J-EZ-3	4.500% 11/20/39 GOVERNMENT NATIONAL MORTGAGE A GNR 2009-104		06/01/2022	Paydown		142,442	142,442	138,775	140,502	.0	1,940	.0	1,940	.0	142,442	.0	.0	.0	2,612	11/20/2039	1.A
38376J-JV-7	5.000% 11/20/39 GOVERNMENT NATIONAL MORTGAGE A GNR 2009-104		04/01/2022	Fidelity Reinsurance Transfer		1,992,688	2,022,466	1,970,164	1,993,560	.0	(871)	.0	(871)	.0	1,992,688	.0	.0	.0	33,708	11/20/2039	1.A
38376J-JV-7	5.000% 11/20/39 GOVERNMENT NATIONAL MORTGAGE A GNMA_09-123		06/01/2022	Paydown		324,488	324,488	316,096	319,850	.0	4,638	.0	4,638	.0	324,488	.0	.0	.0	6,425	11/20/2039	1.A
38376J-Y3-2	4.500% 12/20/39		06/01/2022	Paydown		235,907	235,907	220,121	228,234	.0	7,673	.0	7,673	.0	235,907	.0	.0	.0	4,175	12/20/2039	1.A

E05

STATEMENT AS OF JUNE 30, 2022 OF GENWORTH LIFE INSURANCE COMPANY

**SCHEDULE D - PART 4**

Show All Long-Term Bonds and Stock Sold, Redeemed or Otherwise Disposed of During the Current Quarter

1	2	3	4	5	6	7	8	9	10	Change In Book/Adjusted Carrying Value					16	17	18	19	20	21	22	
										11	12	13	14	15								
CUSIP Identification	Description	Foreign	Disposal Date	Name of Purchaser	Number of Shares of Stock	Consideration	Par Value	Actual Cost	Prior Year Book/Adjusted Carrying Value	Unrealized Valuation Increase/(Decrease)	Current Year's (Amortization)/Accretion	Current Year's Other Than Temporary Impairment Recognized	Total Change in Book/Adjusted Carrying Value (11 + 12 - 13)	Total Foreign Exchange Change in Book /Adjusted Carrying Value	Book/Adjusted Carrying Value at Disposal Date	Foreign Exchange Gain (Loss) on Disposal	Realized Gain (Loss) on Disposal	Total Gain (Loss) on Disposal	Bond Interest/Stock Dividends Received During Year	Stated Contractual Maturity Date	NAIC Designation, NAIC Designation Modifier and SVO Administrative Symbol	
38376J-Z3-1	GOVERNMENT NATIONAL MORTGAGE A GNMA_09-123 4.500% 12/20/39		06/01/2022	Paydown		98,987	98,987	91,891	95,472	0	3,515	0	3,515	0	98,987	0	0	0	1,827	12/20/2039	1.A	
38376K-AP-6	GOVERNMENT NATIONAL MORTGAGE A GNMA_09-93 5.000% 10/20/39		06/01/2022	Paydown		238,509	238,509	235,408	236,581	0	1,928	0	1,928	0	238,509	0	0	0	4,895	10/20/2039	1.A	
38376K-B7-5	GOVERNMENT NATIONAL MORTGAGE A GNR_09-91 5.000% 10/20/39		06/01/2022	Paydown		178,708	178,708	176,145	177,129	0	1,579	0	1,579	0	178,708	0	0	0	3,677	10/20/2039	1.A	
38376K-ZJ-3	GOVERNMENT NATIONAL MORTGAGE A GNR 2009-97 5.000% 10/20/39		06/01/2022	Paydown		272,597	272,597	268,075	269,887	0	2,710	0	2,710	0	272,597	0	0	0	5,585	10/20/2039	1.A	
38376P-D7-2	GOVERNMENT NATIONAL MORTGAGE A 4.500% 12/20/39		06/01/2022	Paydown		673,643	673,643	624,526	649,595	0	24,048	0	24,048	0	673,643	0	0	0	12,397	12/20/2039	1.A	
38376P-MZ-0	GOVERNMENT NATIONAL MORTGAGE A GNR 2009-118 5.000% 12/20/39		06/01/2022	Paydown		97,642	97,642	94,985	96,205	0	1,437	0	1,437	0	97,642	0	0	0	1,988	12/20/2039	1.A	
38376P-TF-7	GOVERNMENT NATIONAL MORTGAGE A GNMA_09-125 4.500% 12/20/39		06/01/2022	Paydown		230,856	230,856	215,908	223,274	0	7,582	0	7,582	0	230,856	0	0	0	4,211	12/20/2039	1.A	
38376P-YU-8	GOVERNMENT NATIONAL MORTGAGE A GNMA_09-116 5.000% 12/16/39		04/01/2022	Fidelity Reinsurance Transfer		5,541,825	5,590,264	5,510,941	5,543,460	0	(1,635)	0	(1,635)	0	5,541,825	0	0	0	93,171	12/16/2039	1.A	
38376P-YU-8	GOVERNMENT NATIONAL MORTGAGE A GNMA_09-116 5.000% 12/16/39		04/01/2022	Paydown		71,713	71,713	70,695	71,113	0	600	0	600	0	71,713	0	0	0	1,195	12/16/2039	1.A	
38376V-AC-1	GOVERNMENT NATIONAL MORTGAGE A GNMA_10-20A 4.000% 02/20/40		06/01/2022	Paydown		177,199	177,199	152,744	165,374	0	11,826	0	11,826	0	177,199	0	0	0	2,949	02/20/2040	1.A	
38376X-NK-5	GOVERNMENT NATIONAL MORTGAGE A 4.500% 03/20/40		06/01/2022	Paydown		76,358	76,358	74,473	75,605	0	753	0	753	0	76,358	0	0	0	1,410	03/20/2040	1.A	
38377K-NM-8	GOVERNMENT NATIONAL MORTGAGE A 4.000% 09/20/40		06/01/2022	Paydown		266,742	266,742	267,367	266,590	0	152	0	152	0	266,742	0	0	0	4,291	09/20/2040	1.A	
38377T-2Y-6	GOVERNMENT NATIONAL MORTGAGE A GINNIE MAE GNMA 11-28 4.000% 01/20/41		06/01/2022	Paydown		99,467	99,467	84,617	93,760	0	5,707	0	5,707	0	99,467	0	0	0	1,668	01/20/2041	1.A	
38377T-3A-7	GOVERNMENT NATIONAL MORTGAGE A GINNIE MAE GNMA 11-28 4.000% 12/20/40		06/01/2022	Paydown		287,228	287,228	242,117	265,084	0	22,144	0	22,144	0	287,228	0	0	0	4,665	12/20/2040	1.A	
38379U-GR-1	GOVERNMENT NATIONAL MORTGAGE A GNMA_16-34 2.900% 01/16/58		06/01/2022	Paydown		74,395	74,395	67,010	68,167	0	6,228	0	6,228	0	74,395	0	0	0	1,011	01/16/2058	1.A	
<b>0109999999 Subtotal - Bonds - U.S. Governments</b>						18,449,353	18,609,746	17,733,782	18,076,902	0	370,857	0	370,857	0	18,449,353	0	0	0	315,692	XXX	XXX	
105756-BX-7	BRAZIL FEDERATIVE REPUBLIC OF BRAZIL FEDERATIVE REPUBLIC OF 6.000% 04/07/26	C	05/02/2022			5,281,250	5,000,000	5,360,650	5,189,814	0	(13,587)	0	(13,587)	0	5,176,228	0	105,022	105,022	172,500	04/07/2026	3.C FE	
836205-AL-8	SOUTH AFRICA (REPUBLIC OF) 5.875% 05/30/22	D	05/30/2022	Maturity		1,000,000	1,000,000	1,136,230	1,008,899	0	(8,899)	0	(8,899)	0	1,000,000	0	0	0	29,375	05/30/2022	3.C FE	
<b>0309999999 Subtotal - Bonds - All Other Governments</b>						6,281,250	6,000,000	6,496,880	6,198,713	0	(22,486)	0	(22,486)	0	6,176,228	0	105,022	105,022	201,875	XXX	XXX	
68607L-XQ-5	OREGON ST ST BRD HIGHER ED-SER 5.892% 06/01/27		04/01/2022	Fidelity Reinsurance Transfer		6,104,096	6,000,000	6,346,260	6,110,531	0	(6,435)	0	(6,435)	0	6,104,096	0	0	0	0	06/01/2027	1.B FE	
<b>0509999999 Subtotal - Bonds - U.S. States, Territories and Possessions</b>						6,104,096	6,000,000	6,346,260	6,110,531	0	(6,435)	0	(6,435)	0	6,104,096	0	0	0	0	0	XXX	XXX
04248N-AA-1	ARMY HAWAII FAMILY HOUSING TRU 5.524% 06/15/50		06/15/2022	Redemption	100.0000	24,469	24,469	22,296	22,703	0	1,767	0	1,767	0	24,469	0	0	0	676	06/15/2050	1.D FE	
04248P-AA-6	ARMY HAWAII FAMILY HOUSING TRU 144A 5.624% 06/15/50		06/15/2022	Redemption	100.0000	33,800	33,800	31,802	32,181	0	1,619	0	1,619	0	33,800	0	0	0	950	06/15/2050	1.D FE	
048677-AC-2	ATLANTIC MARINE CORPS COMMUNIT 5.373% 12/01/50		06/01/2022	Various		69,493	69,493	60,882	62,256	0	7,236	0	7,236	0	69,493	0	0	0	1,867	12/01/2050	2.B FE	
134011-AA-3	CAMP PENDELTONQUANTICO 144A 5.937% 10/01/43		04/01/2022	Call	100.0000	200,000	200,000	198,476	198,788	0	7	0	7	0	198,795	0	1,205	1,205	5,937	10/01/2043	2.B	
14069B-AA-2	CAPMARK MILITARY HOUSING TRUST 2007-AETC A1 144A 5.746% 02/10/52		06/10/2022	Various		32,681	32,681	32,781	32,759	0	(78)	0	(78)	0	32,681	0	0	0	783	02/10/2052	2.A	
3128MC-GD-1	FREDDIE MAC GOLD POOL # G13596 4.000% 07/01/24		06/01/2022	Paydown		12,579	12,579	12,942	12,695	0	(116)	0	(116)	0	12,579	0	0	0	209	07/01/2024	1.A	
31358M-O4-9	FNMA G92-42 G92-42 Z 7.000% 07/25/22		05/01/2022	Paydown		13	13	13	13	0	0	0	0	0	13	0	0	0	0	07/25/2022	1.A	
31358N-F6-4	FNMA G92-36 G92-36 Z 7.000% 07/25/22		06/01/2022	Paydown		77	77	76	76	0	0	0	0	0	77	0	0	0	2	07/25/2022	1.A	

E05.1

STATEMENT AS OF JUNE 30, 2022 OF GENWORTH LIFE INSURANCE COMPANY

**SCHEDULE D - PART 4**

Show All Long-Term Bonds and Stock Sold, Redeemed or Otherwise Disposed of During the Current Quarter

1	2	3	4	5	6	7	8	9	10	Change In Book/Adjusted Carrying Value					16	17	18	19	20	21	22
										11	12	13	14	15							
CUSIP Ident- ification	Description	For- eign	Disposal Date	Name of Purchaser	Number of Shares of Stock	Consid- eration	Par Value	Actual Cost	Prior Year Book/ Adjusted Carrying Value	Unrealized Valuation Increase/ (Decrease)	Current Year's (Amor- tization)/ Accretion	Current Year's Other Than Temporary Impairment Recogn- ized	Total Change in Book/ Adjusted Carrying Value (11 + 12 - 13)	Total Foreign Exchange Change in Book /Adjusted Carrying Value	Book/ Adjusted Carrying Value at Disposal Date	Foreign Exchange Gain (Loss) on Disposal	Realized Gain (Loss) on Disposal	Total Gain (Loss) on Disposal	Bond Interest/ Stock Dividends Received During Year	Stated Con- tractual Maturity Date	NAIC Desig- nation, NAIC Desig- nation Modifier and SVO Admini- strative Symbol
..31358P-1J-3	FNMA 692-38 692-38 GZ 7.500% 07/25/22		06/01/2022	Paydown		231	231	230	230	0	1	0	1	0	231	0	0	0	7	07/25/2022	1.A
..31358Q-3L-7	FNMA 692-57 692-57 Z 7.800% 10/25/22		05/01/2022	Paydown		613	613	602	610	0	3	0	3	0	613	0	0	0	16	10/25/2022	1.A
..3136A1-N9-2	FANNIE MAE FNMA 11-114 3.500% 11/25/41		06/01/2022	Paydown		155,440	155,440	145,568	150,585	0	4,855	0	4,855	0	155,440	0	0	0	2,178	11/25/2041	1.A
..3136A1-UL-7	FANNIE MAE FNMA 11-108 AZ 4.000% 10/25/41		06/01/2022	Paydown		210,918	210,918	206,546	208,473	0	2,444	0	2,444	0	210,918	0	0	0	3,202	10/25/2041	1.A
..3136A4-GH-3	3.500% 03/25/42		06/01/2022	Paydown		39,241	39,241	37,443	38,372	0	870	0	870	0	39,241	0	0	0	607	03/25/2042	1.A
..3136A5-YT-7	3.500% 04/25/42		06/01/2022	Paydown		14,217	14,217	13,696	13,972	0	246	0	246	0	14,217	0	0	0	207	04/25/2042	1.A
..3137A1-BV-4	FREDDIE MAC FHLIC 3718 4.000% 08/15/30		06/01/2022	Paydown		140,389	140,389	142,627	140,923	0	(540)	0	(540)	0	140,389	0	0	0	2,475	08/15/2030	1.A
..3137A4-5X-1	FREDDIE MAC FHLIC 3778 4.000% 12/15/40		06/01/2022	Paydown		251,478	251,478	214,218	234,805	0	16,673	0	16,673	0	251,478	0	0	0	3,785	12/15/2040	1.A
..3137A5-EK-6	FREDDIE MAC FHLIC 3793 FREDDIE MAC FHLIC 3793		06/01/2022	Paydown		70,045	70,045	69,526	69,756	0	289	0	289	0	70,045	0	0	0	1,176	01/15/2041	1.A
..3137AC-M6-3	FREDDIE MAC FHLIC 11-3878 FREDDIE MAC		06/01/2022	Paydown		119,546	119,546	130,724	123,523	0	(3,977)	0	(3,977)	0	119,546	0	0	0	2,054	04/15/2041	1.A
..3137AD-R5-8	FREDDIE MAC FHLIC 3887 4.000% 07/15/41		06/01/2022	Paydown		710,894	710,894	635,951	675,969	0	34,925	0	34,925	0	710,894	0	0	0	11,993	07/15/2041	1.A
..3137AD-SN-8	FREDDIE MAC FHLIC 3889 4.000% 07/15/41		06/01/2022	Paydown		66,317	66,317	62,291	63,929	0	2,388	0	2,388	0	66,317	0	0	0	1,095	07/15/2041	1.A
..3137AF-SY-9	4.000% 09/15/41		06/01/2022	Paydown		1,175,076	1,175,076	1,135,666	1,156,220	0	18,855	0	18,855	0	1,175,076	0	0	0	19,929	09/15/2041	1.A
..3137BA-RR-0	FREDDIE MAC FHLIC 13-4247 3.000% 03/15/43		06/01/2022	Paydown		150,717	150,717	151,225	151,225	0	(508)	0	(508)	0	150,717	0	0	0	1,583	03/15/2043	1.A
..3137BL-VK-9	FREDDIE MAC FHLIC 15-4531 3.500% 11/15/45		06/01/2022	Paydown		61,294	61,294	63,411	62,827	0	(1,533)	0	(1,533)	0	61,294	0	0	0	880	11/15/2045	1.A
..3137GA-2S-5	FREDDIE MAC FHLIC 3730 4.500% 09/15/40		06/01/2022	Paydown		238,372	238,372	256,137	245,885	0	(7,513)	0	(7,513)	0	238,372	0	0	0	4,105	09/15/2040	1.A
..3137GA-JM-0	FREDDIE MAC FHLIC 3748 4.000% 10/15/40		06/01/2022	Paydown		3,514	3,514	3,507	3,508	0	6	0	6	0	3,514	0	0	0	70	10/15/2040	1.A
..3137GA-R2-5	FREDDIE MAC FHLIC 3740 4.000% 10/15/40		06/01/2022	Paydown		217,989	217,989	215,468	216,829	0	1,160	0	1,160	0	217,989	0	0	0	4,014	10/15/2040	1.A
..31392B-6U-5	FNMT 02-T4 2002-T4 A2 7.000% 12/25/41		06/01/2022	Paydown		18,416	18,416	18,593	18,593	0	(177)	0	(177)	0	18,416	0	0	0	511	12/25/2041	1.A
..31392C-R3-0	FNMA 02-26 2002-26 A1 7.000% 01/25/48		06/01/2022	Paydown		31,633	31,633	32,433	31,946	0	(313)	0	(313)	0	31,633	0	0	0	949	01/25/2048	1.A
..31393B-US-2	FNI 03-6 2003-W6 2A4 5.204% 09/25/42		06/01/2022	Paydown		117,719	117,719	116,278	116,836	0	883	0	883	0	117,719	0	0	0	2,321	09/25/2042	1.A
..31393C-FD-0	FANNIE MAE FNMA 03-34 2.214% 01/25/48		06/01/2022	Paydown		47,600	47,600	46,410	46,434	0	1,165	0	1,165	0	47,600	0	0	0	463	01/25/2048	1.A
..31393C-W5-8	FNI 03-W8 2003-W8 1A4 4.780% 12/25/42		06/01/2022	Paydown		42,235	42,235	41,811	41,969	0	267	0	267	0	42,235	0	0	0	855	12/25/2042	1.A
..31393D-VR-9	FANNIE MAE FNMA 03-61 AGENCY CMO 03-61		06/01/2022	Paydown		160,141	160,141	159,440	159,535	0	606	0	606	0	160,141	0	0	0	3,459	08/25/2033	1.A
..31393U-PS-6	FNMA 03-117 2003-117 KB 6.000% 12/25/33		06/01/2022	Paydown		182,515	182,515	191,641	184,688	0	(2,172)	0	(2,172)	0	182,515	0	0	0	4,526	12/25/2033	1.A
..31393X-3L-9	5.500% 06/25/34		06/01/2022	Paydown		206,387	206,387	217,867	211,729	0	(5,342)	0	(5,342)	0	206,387	0	0	0	4,722	06/25/2034	1.A
..31393X-VK-0	FANNIEMAE WHOLE LOAN FNMA 04-W 5.500%		05/25/34	Paydown		405,976	405,976	427,758	413,360	0	(7,384)	0	(7,384)	0	405,976	0	0	0	9,365	05/25/2034	1.B FE
..31394C-US-9	FANNIE MAE FNMA 05-15 5.500% 03/25/35		06/01/2022	Paydown		44,474	44,474	45,356	44,770	0	(296)	0	(296)	0	44,474	0	0	0	1,017	03/25/2035	1.A
..31394J-LN-5	FHLIC 2676 AGENCY CMO 2676 4.500% 09/15/33		06/01/2022	Paydown		5,328	5,328	4,769	5,059	0	269	0	269	0	5,328	0	0	0	99	09/15/2033	1.A
..31394R-TP-4	FREDDIE MAC FHLIC 2766 5.000% 03/15/34		06/01/2022	Paydown		11,645	11,645	11,441	11,441	0	204	0	204	0	11,645	0	0	0	245	03/15/2034	1.A
..31394U-W7-4	FANNIE MAE FNMA 05-106 4.500% 12/25/35		06/01/2022	Paydown		6,252	6,252	5,780	6,010	0	242	0	242	0	6,252	0	0	0	117	12/25/2035	1.A
..31395B-Y8-0	FANNIE MAE ACES FNA 06-M1 2006-M1 Z 5.547%		03/25/36	Paydown		58,194	58,194	57,270	57,478	0	716	0	716	0	58,194	0	0	0	1,346	03/25/2036	1.A
..31395P-BA-9	FREDDIE MAC FHLIC 2931 5.000% 02/15/35		06/01/2022	Paydown		4,354	4,354	4,243	4,288	0	66	0	66	0	4,354	0	0	0	91	02/15/2035	1.A
..31395T-LN-2	FHLIC 2957 5.000% 03/15/35		04/01/2022	Transfer		824,208	831,824	817,858	824,349	0	(140)	0	(140)	0	824,208	0	0	0	13,864	03/15/2035	1.A
..31395T-LN-2	FHLIC 2957 5.000% 03/15/35		04/01/2022	Paydown		24,142	24,142	23,737	23,925	0	217	0	217	0	24,142	0	0	0	402	03/15/2035	1.A
..31395W-X6-9	FREDDIE MAC FHLIC 3012 4.500% 08/15/35		06/01/2022	Paydown		45,953	45,953	45,669	45,758	0	195	0	195	0	45,953	0	0	0	700	08/15/2035	1.A
..31396H-HT-9	FREDDIE MAC FHLIC 3114 5.000% 02/15/36		06/01/2022	Paydown		16,428	16,428	15,758	16,089	0	339	0	339	0	16,428	0	0	0	320	02/15/2036	1.A
..31396Q-KB-4	FANNIE MAE FNMA 09-51 4.500% 07/25/39		06/01/2022	Paydown		2,365	2,365	2,115	2,229	0	136	0	136	0	2,365	0	0	0	44	07/25/2039	1.A
..31396Q-NB-1	FANNIE MAE FNMA 09-55 5.000% 07/25/39		06/01/2022	Paydown		50,955	50,955	49,808	50,394	0	560	0	560	0	50,955	0	0	0	1,045	07/25/2039	1.A
..31396R-KJ-5	FREDDIE MAC FHLIC 3153 5.000% 05/15/36		06/01/2022	Paydown		8,863	8,863	7,401	8,152	0	711	0	711	0	8,863	0	0	0	185	05/15/2036	1.A
..31396T-FY-4	FREDDIE MAC FHLIC 3169 5.000% 06/15/36		06/01/2022	Paydown		12,050	12,050	10,051	11,111	0	939	0	939	0	12,050	0	0	0	251	06/15/2036	1.A
..31397A-PM-7	FREDDIE MAC FHLIC 3203 5.000% 08/15/36		06/01/2022	Paydown		23,786	23,786	23,365	23,532	0	253	0	253	0	23,786	0	0	0	469	08/15/2036	1.A
..31397J-R9-7	FREDDIE MAC FHLIC 3351 5.500% 07/15/37		06/01/2022	Paydown		76,626	76,626	76,972	76,725	0	(100)	0	(100)	0	76,626	0	0	0	1,817	07/15/2037	1.A

## STATEMENT AS OF JUNE 30, 2022 OF GENWORTH LIFE INSURANCE COMPANY

## SCHEDULE D - PART 4

Show All Long-Term Bonds and Stock Sold, Redeemed or Otherwise Disposed of During the Current Quarter

1	2	3	4	5	6	7	8	9	10	Change In Book/Adjusted Carrying Value					16	17	18	19	20	21	22		
										11	12	13	14	15									
CUSIP Identification	Description	Foreign	Disposal Date	Name of Purchaser	Number of Shares of Stock	Consideration	Par Value	Actual Cost	Prior Year Book/ Adjusted Carrying Value	Unrealized Valuation Increase/ (Decrease)	Current Year's (Amortization)/ Accretion	Current Year's Other Than Temporary Impairment Recognized	Total Change in Book/ Adjusted Carrying Value (11 + 12 - 13)	Total Foreign Exchange Change in Book /Adjusted Carrying Value	Book/ Adjusted Carrying Value at Disposal Date	Foreign Exchange Gain (Loss) on Disposal	Realized Gain (Loss) on Disposal	Total Gain (Loss) on Disposal	Bond Interest/ Stock Dividends Received During Year	Stated Contractual Maturity Date	NAIC Designation, NAIC Designation Modifier and SVO Administrative Symbol		
	Fidelity Reinsurance																						
31397P-K8-2	FREDDIE MAC FHLMC 3388 5.500% 11/15/37		04/01/2022	Transfer		316,041	312,090	319,709	315,966				74		316,041				5,722	11/15/2037	1.A		
31397P-K8-2	FREDDIE MAC FHLMC 3388 5.500% 11/15/37		04/01/2022	Paydown		5,499	5,499	5,499	5,567			(68)	(68)		5,499				101	11/15/2037	1.A		
31397Q-2B-3	FANNIE MAE FNMA 10-147 4.000% 01/25/26		06/01/2022	Paydown		35,667	34,716	34,716	35,446			221	221		35,667				585	01/25/2026	1.A		
31397Q-2R-8	FANNIE MAE 2010-158 Z 4.000% 01/25/41		06/01/2022	Paydown		128,937	128,937	125,983	127,304			1,632	1,632		128,937				2,113	01/25/2041	1.A		
31397Q-PB-8	FANNIE MAE FNMA 11-12 FANNIE MAE FNMA 11-12 3.500% 02/25/41		06/01/2022	Paydown		523,322	523,322	494,914	510,290			13,031	13,031		523,322				6,757	02/25/2041	1.A		
31397Q-PL-6	FANNIE MAE FNMA 11-12 4.000% 02/25/41		06/01/2022	Paydown		230,482	230,482	203,604	217,036			13,445	13,445		230,482				3,781	02/25/2041	1.A		
31397Q-XA-1	FANNIE MAE FNMA 11-15 4.000% 03/25/41		06/01/2022	Paydown		491,286	491,286	438,325	465,985			25,301	25,301		491,286				7,768	03/25/2041	1.A		
31397Q-XE-3	FANNIE MAE FNMA 11-15 4.000% 03/25/41		06/01/2022	Paydown		264,783	264,783	229,913	249,788			14,995	14,995		264,783				5,151	03/25/2041	1.A		
31397Q-Z5-0	FANNIE MAE FNMA 10-147 4.000% 01/25/41		06/01/2022	Paydown		29,848	29,848	24,590	27,402			2,446	2,446		29,848				499	01/25/2041	1.A		
31397S-AN-4	FANNIE MAE FNMA 11-16 5.000% 07/25/39		06/01/2022	Paydown		164,158	164,158	163,402	163,521			637	637		164,158				3,437	07/25/2039	1.A		
31397S-ET-7	FANNIE MAE FNMA 11-26 4.500% 04/25/41		06/01/2022	Paydown		529,553	529,553	463,335	493,192			36,361	36,361		529,553				10,339	04/25/2041	1.A		
31397S-WB-6	FANNIE MAE FNMA 11-39 4.000% 05/25/41		06/01/2022	Paydown		40,970	40,970	42,742	42,410			(1,440)	(1,440)		40,970				639	05/25/2041	1.A		
	FREDDIE MAC FHLMC 3438 AGENCY CMO 5.000% 04/15/38		06/01/2022	Paydown		39,032	39,032	38,492	38,723			309	309		39,032				804	04/15/2038	1.A		
31397U-4L-0	FANNIE MAE FNMA 11-67 4.000% 07/25/41		06/01/2022	Paydown		376,360	376,360	333,179	353,043			22,067	22,067		376,360				3,406	07/25/2041	1.A		
31397U-BY-4	FANNIE MAE FNMA 11-38 4.000% 05/25/41		06/01/2022	Paydown		235,239	235,239	253,175	247,653			(12,414)	(12,414)		235,239				3,553	05/25/2041	1.A		
31397U-DU-0	FANNIE MAE FNMA 11-47 4.000% 06/25/41		06/01/2022	Paydown		769,854	769,854	716,099	744,710			25,144	25,144		769,854				12,566	06/25/2041	1.A		
31397U-PZ-6	FANNIE MAE FNMA 11-56 5.000% 09/25/40		06/01/2022	Paydown		201,092	201,092	199,237	199,739			1,353	1,353		201,092				4,100	09/25/2040	1.A		
31397W-JJ-0	FREDDIE MAC FHLMC 3476 5.500% 07/15/38		06/01/2022	Paydown		225,300	225,300	227,056	226,032			(732)	(732)		225,300				5,333	07/15/2038	1.A		
	FREDDIE MAC FHLMC 3547 WHOLE CMO 4.500% 06/15/29		06/01/2022	Paydown		40,436	40,436	38,704	39,800			636	636		40,436				766	06/15/2029	1.A		
31398E-CA-0	FREDDIE MAC FHR 3538 AGENCY CMO 3538H 4.500% 06/15/29		06/01/2022	Paydown		46,886	46,886	44,527	46,080			807	807		46,886				882	06/15/2029	1.A		
	FREDDIE MAC FHLMC 3556 AGENCY CMO 3556 5.000% 07/15/37		06/01/2022	Paydown		220,745	220,745	215,473	218,098			2,647	2,647		220,745				4,570	07/15/2037	1.A		
31398F-2F-7	FANNIE MAE FNMA 09-89 4.500% 11/25/39		06/01/2022	Paydown		40,453	40,453	36,998	38,791			1,662	1,662		40,453				828	11/25/2039	1.A		
31398F-W9-8	FANNIE MAE FNMA 09-89 5.410% 05/25/35		06/01/2022	Paydown		28,735	28,735	30,584	29,021			(287)	(287)		28,735				667	05/25/2035	1.A		
31398F-Y8-8	FANNIE MAE FNMA 09-89 4.500% 11/25/39		06/01/2022	Paydown		40,453	40,453	37,254	38,919			1,535	1,535		40,453				828	11/25/2039	1.A		
31398F-YE-5	FANNIE MAE FNMA 09-93 4.500% 11/25/39		06/01/2022	Paydown		107,656	107,656	100,253	103,887			3,770	3,770		107,656				1,961	11/25/2039	1.A		
31398G-AC-3	FANNIE MAE FNMA 09-104A 4.500% 12/25/39		06/01/2022	Paydown		95,870	95,870	87,955	91,883			3,987	3,987		95,870				1,464	12/25/2039	1.A		
31398G-BF-5	FANNIE MAE FNMA 09-102 4.500% 12/25/39		06/01/2022	Paydown		248,728	248,728	226,552	238,261			10,467	10,467		248,728				5,077	12/25/2039	1.A		
31398G-BH-1	FANNIE MAE FNMA 09-102 4.500% 12/25/39		06/01/2022	Paydown		106,994	106,994	98,519	102,611			4,383	4,383		106,994				2,184	12/25/2039	1.A		
31398G-D7-1	FANNIE MAE FNMA 10-6 5.000% 02/25/40		06/01/2022	Paydown		348,146	348,146	335,155	341,774			6,372	6,372		348,146				7,297	02/25/2040	1.A		
31398G-FS-3	FANNIE MAE FNMA 09-105 5.000% 12/25/39		06/01/2022	Paydown		173,364	173,364	169,541	171,144			2,220	2,220		173,364				3,646	12/25/2039	1.A		
31398G-GT-0	FANNIE MAE FNMA 09-98 4.500% 12/25/39		06/01/2022	Paydown		7,405	7,405	7,115	7,219			186	186		7,405				135	12/25/2039	1.A		
31398G-J2-6	FANNIE MAE FNMA 10-5 5.000% 02/25/40		06/01/2022	Paydown		23,169	23,169	22,099	22,653			516	516		23,169				483	02/25/2040	1.A		
31398G-NZ-8	FANNIE MAE FNMA 09-108 5.000% 01/25/40		06/01/2022	Paydown		14,486	14,486	14,063	14,250			236	236		14,486				302	01/25/2040	1.A		
31398G-TN-9	FANNIE MAE FNMA 09-109 4.500% 01/25/40		06/01/2022	Paydown		7,036	7,036	6,439	6,693			344	344		7,036				132	01/25/2040	1.A		
31398G-XM-6	FANNIE MAE FNMA 09-107 5.000% 01/25/40		06/01/2022	Paydown		50,325	50,325	49,017	49,594			731	731		50,325				894	01/25/2040	1.A		
31398G-Z5-1	FANNIE MAE FNMA 10-10 4.500% 02/25/40		06/01/2022	Paydown		111,345	111,345	101,375	106,108			5,237	5,237		111,345				2,161	02/25/2040	1.A		
31398J-XX-6	FREDDIE MAC FHLMC 3571 5.500% 09/15/39		06/01/2022	Paydown		220,766	220,766	223,418	221,930			(1,163)	(1,163)		220,766				4,580	09/15/2039	1.A		
31398K-4E-7	FREDDIE MAC FHLMC 3588 5.000% 10/15/49		06/01/2022	Paydown		251,827	251,827	247,702	249,107			2,721	2,721		251,827				4,966	10/15/2049	1.A		
	FREDDIE MAC FHLMC 3587 FREDDIE MAC FHLMC 3587 4.500% 05/15/39		06/01/2022	Paydown		124,049	124,049	131,974	125,514			(1,465)	(1,465)		124,049				2,278	05/15/2039	1.A		
31398K-X0-8	FREDDIE MAC FHLMC 3595 4.500% 11/15/39		06/01/2022	Paydown		188,745	188,745	169,788	179,955			8,789	8,789		188,745				3,334	11/15/2039	1.A		
31398L-PM-4	FREDDIE MAC FHLMC 3606 5.000% 04/15/36		06/01/2022	Paydown		13,735	13,735	13,559	13,623			112	112		13,735				297	04/15/2036	1.A		
31398L-SL-3	FREDDIE MAC FHLMC 3611 5.000% 12/15/39		06/01/2022	Paydown		169,261	169,261	165,652	167,406			1,855	1,855		169,261				3,437	12/15/2039	1.A		
31398L-VK-1	FREDDIE MAC FHLMC 3628 5.000% 01/15/40		06/01/2022	Paydown		290,960	290,960	280,575	285,734			5,225	5,225		290,960				5,742	01/15/2040	1.A		
31398L-X4-5	FREDDIE MAC FHLMC 3622 4.500% 01/15/40		06/01/2022	Paydown		302,676	302,676	286,795	296,465			6,210	6,210		302,676				5,608	01/15/2040	1.A		
31398M-ZV-7	FANNIE MAE FNMA 10-34 4.500% 04/25/40		06/01/2022	Paydown		505,858	505,858	485,545	493,738			12,120	12,120		505,858				9,581	04/25/2040	1.A		
31398M-EB-8	FANNIE MAE 4.500% 03/25/40		06/01/2022	Paydown		53,141	53,141	51,015	52,125			1,015	1,015		53,141				932	03/25/2040	1.A		
31398M-VK-9	FANNIE MAE FNMA 10-21 5.000% 03/25/40		06/01/2022	Paydown		260,570	260,570	262,525	260,900			(330)	(330)		260,570				5,416	03/25/2040	1.A		

STATEMENT AS OF JUNE 30, 2022 OF GENWORTH LIFE INSURANCE COMPANY

SCHEDULE D - PART 4

Show All Long-Term Bonds and Stock Sold, Redeemed or Otherwise Disposed of During the Current Quarter

1	2	3	4	5	6	7	8	9	10	Change In Book/Adjusted Carrying Value					16	17	18	19	20	21	22
										11	12	13	14	15							
CUSIP Identification	Description	For- eign	Disposal Date	Name of Purchaser	Number of Shares of Stock	Consid- eration	Par Value	Actual Cost	Prior Year Book/ Adjusted Carrying Value	Unrealized Valuation Increase/ (Decrease)	Current Year's (Amor- tization)/ Accretion	Current Year's Other Than Temporary Impairment Recogn- ized	Total Change in Book/ Adjusted Carrying Value (11 + 12 - 13)	Total Foreign Exchange Change in Book /Adjusted Carrying Value	Book/ Adjusted Carrying Value at Disposal Date	Foreign Exchange Gain (Loss) on Disposal	Realized Gain (Loss) on Disposal	Total Gain (Loss) on Disposal	Bond Interest/ Stock Dividends Received During Year	Stated Con- tractual Maturity Date	NAIC Desig- nation, NAIC Desig- nation Modifier and SVO Admini- strative Symbol
31398M-ZH-2	FANNIE MAE FNMA 10-23 5.000% 03/25/40		06/01/2022	Paydown		498,677	498,677	482,916	490,176	.0	8,501	.0	8,501	.0	498,677	.0	.0	.0	10,339	03/25/2040	1.A
31398N-A5-3	FANNIE MAE FNMA 10-119 4.500% 10/25/40		06/01/2022	Paydown		25,298	25,298	25,774	25,417	.0	(119)	.0	(119)	.0	25,298	.0	.0	.0	474	10/25/2040	1.A
31398N-BK-9	FANNIE MAE FNMA 10-102 4.500% 07/25/40		06/01/2022	Paydown		57,263	57,263	57,263	57,263	.0	.0	.0	.0	.0	57,263	.0	.0	.0	1,073	07/25/2040	1.A
31398N-MZ-4	FANNIE MAE FNMA 10-114 4.000% 10/25/40		06/01/2022	Paydown		3,185	3,185	3,117	3,150	.0	36	.0	36	.0	3,185	.0	.0	.0	53	10/25/2040	1.A
31398P-3N-7	FANNIE MAE FNMA 10-39 4.500% 05/25/40		06/01/2022	Paydown		158,897	158,897	153,012	156,021	.0	2,875	.0	2,875	.0	158,897	.0	.0	.0	2,848	05/25/2040	1.A
31398P-CF-4	FANNIE MAE FNMA 10-33 4.500% 04/25/40		06/01/2022	Paydown		718,221	718,221	685,003	704,142	.0	14,079	.0	14,079	.0	718,221	.0	.0	.0	14,013	04/25/2040	1.A
31398P-PQ-6	FANNIE MAE FNMA 10-47 5.000% 05/25/40		06/01/2022	Paydown		77,102	77,102	76,239	76,523	.0	579	.0	579	.0	77,102	.0	.0	.0	1,646	05/25/2040	1.A
31398P-Q3-6	FANNIE MAE FNMA 10-50 4.500% 05/25/40		06/01/2022	Paydown		254,944	254,944	240,193	246,745	.0	8,198	.0	8,198	.0	254,944	.0	.0	.0	4,590	05/25/2040	1.A
31398P-T6-6	FANNIE MAE FNMA 10-39 4.500% 05/25/40		06/01/2022	Paydown		54,155	54,155	56,541	55,083	.0	(929)	.0	(929)	.0	54,155	.0	.0	.0	1,016	05/25/2040	1.A
31398P-V4-8	FANNIE MAE FNMA 10-39 4.500% 05/25/40		06/01/2022	Paydown		85,647	85,647	81,097	83,309	.0	2,338	.0	2,338	.0	85,647	.0	.0	.0	1,471	05/25/2040	1.A
31398P-W9-6	FANNIE MAE FNMA 10-39 4.500% 05/25/40		06/01/2022	Paydown		42,432	42,432	40,165	41,317	.0	1,114	.0	1,114	.0	42,432	.0	.0	.0	702	05/25/2040	1.A
31398P-Y3-7	FANNIE MAE FNMA 10-39 4.500% 05/25/40		06/01/2022	Paydown		308,860	308,860	281,715	295,888	.0	12,971	.0	12,971	.0	308,860	.0	.0	.0	5,536	05/25/2040	1.A
31398Q-5V-5	FREDDIE MAC FHLMC 3669 4.500% 05/15/40		06/01/2022	Paydown		261,558	261,558	284,452	272,095	.0	(10,537)	.0	(10,537)	.0	261,558	.0	.0	.0	4,991	05/15/2040	1.A
31398R-2P-9	FANNIE MAE FNMA 10-79 4.000% 07/25/40		06/01/2022	Paydown		973	973	880	918	.0	55	.0	55	.0	973	.0	.0	.0	16	07/25/2040	1.A
31398R-5Z-4	FANNIE MAE FNMA 10-72 4.000% 07/25/40		06/01/2022	Paydown		141,557	141,557	132,577	137,195	.0	4,362	.0	4,362	.0	141,557	.0	.0	.0	2,296	07/25/2040	1.A
31398R-8L-4	FANNIE MAE FNMA 10-72 4.500% 07/25/40		06/01/2022	Paydown		2,886	2,886	2,799	2,833	.0	52	.0	52	.0	2,886	.0	.0	.0	54	07/25/2040	1.A
31398R-D6-9	3.750% 06/25/25		06/01/2022	Paydown		4,731	4,731	4,969	4,798	.0	(67)	.0	(67)	.0	4,731	.0	.0	.0	73	06/25/2025	1.A
31398R-SA-4	FANNIE MAE FNMA 10-61 4.500% 06/25/40		06/01/2022	Paydown		49,996	49,996	48,340	48,963	.0	1,033	.0	1,033	.0	49,996	.0	.0	.0	882	06/25/2040	1.A
31398S-2S-1	FANNIE MAE FNMA 10-152 4.000% 01/25/41		06/01/2022	Paydown		21,018	21,018	18,090	19,598	.0	1,420	.0	1,420	.0	21,018	.0	.0	.0	350	01/25/2041	1.A
31398S-4J-9	FANNIE MAE FNMA 10-156 4.000% 01/25/41		04/01/2022	Transfer		2,314,675	2,598,427	2,123,402	2,371,938	.0	(57,263)	.0	(57,263)	.0	2,314,675	.0	.0	.0	34,646	01/25/2041	1.A
31398S-4J-9	FANNIE MAE FNMA 10-156 4.000% 01/25/41		04/01/2022	Paydown		167,317	167,317	136,729	152,733	.0	14,584	.0	14,584	.0	167,317	.0	.0	.0	2,231	01/25/2041	1.A
31398S-6F-4	FANNIE MAE FNMA 10-129 4.500% 11/25/40		06/01/2022	Paydown		109,878	109,878	102,060	105,699	.0	4,179	.0	4,179	.0	109,878	.0	.0	.0	2,060	11/25/2040	1.A
31398S-8H-0	FANNIE MAE FNMA 10-129 4.000% 11/25/40		06/01/2022	Paydown		27,567	27,567	24,552	26,100	.0	1,468	.0	1,468	.0	27,567	.0	.0	.0	460	11/25/2040	1.A
31398S-KG-7	FANNIE MAE FNMA 10-142 4.000% 12/25/40		04/01/2022	Transfer		588,539	615,639	571,057	594,410	.0	(5,871)	.0	(5,871)	.0	588,539	.0	.0	.0	8,209	12/25/2040	1.A
31398S-KG-7	FANNIE MAE FNMA 10-142 4.000% 12/25/40		06/01/2022	Paydown		5,197	5,197	4,815	5,015	.0	182	.0	182	.0	5,197	.0	.0	.0	80	12/25/2040	1.A
31398S-PT-4	FANNIE MAE FNMA 10-137 4.000% 12/25/40		06/01/2022	Paydown		80,368	80,368	74,283	77,414	.0	2,954	.0	2,954	.0	80,368	.0	.0	.0	1,352	12/25/2040	1.A
31398S-SD-6	FANNIE MAE FNMA 10-136 4.000% 12/25/40		06/01/2022	Paydown		87,966	87,966	81,315	84,627	.0	3,339	.0	3,339	.0	87,966	.0	.0	.0	1,466	12/25/2040	1.A
31398T-6P-1	FANNIE MAE FNMA 10-108 4.000% 09/25/40		06/01/2022	Paydown		10,920	10,920	10,654	10,757	.0	163	.0	163	.0	10,920	.0	.0	.0	164	09/25/2040	1.A
31398T-7G-0	FANNIE MAE FNMA 10-113 4.000% 10/25/40		06/01/2022	Paydown		455,019	455,019	460,807	456,405	.0	(1,386)	.0	(1,386)	.0	455,019	.0	.0	.0	7,420	10/25/2040	1.A
31398T-B2-6	FANNIE MAE 4.500% 08/25/40		06/01/2022	Paydown		39,709	39,709	41,118	40,191	.0	(482)	.0	(482)	.0	39,709	.0	.0	.0	744	08/25/2040	1.A
31398T-FU-0	FANNIE MAE FNMA 10-76 4.500% 07/25/40		06/01/2022	Paydown		13,649	13,649	12,677	13,136	.0	513	.0	513	.0	13,649	.0	.0	.0	257	07/25/2040	1.A
31398T-MH-8	FANNIE MAE FNMA 10-75 4.500% 07/25/40		06/01/2022	Paydown		155,148	155,148	154,573	154,614	.0	535	.0	535	.0	155,148	.0	.0	.0	2,850	07/25/2040	1.A
31398T-XU-0	FANNIE MAE FNMA 10-90 4.000% 08/25/40		06/01/2022	Paydown		307,532	307,532	280,902	295,365	.0	12,167	.0	12,167	.0	307,532	.0	.0	.0	5,123	08/25/2040	1.A
31398W-4A-9	FREDDIE MAC FHLMC 3624 5.000% 01/15/40		06/01/2022	Paydown		263,081	263,081	257,052	259,975	.0	3,106	.0	3,106	.0	263,081	.0	.0	.0	5,331	01/15/2040	1.A
31398W-SR-1	FREDDIE MAC FHLMC 3626 5.000% 01/15/40		04/01/2022	Transfer		1,406,487	1,412,703	1,400,784	1,406,497	.0	(10)	.0	(10)	.0	1,406,487	.0	.0	.0	23,545	01/15/2040	1.A
31398W-SR-1	FREDDIE MAC FHLMC 3626 5.000% 01/15/40		06/01/2022	Paydown		150,104	150,104	149,158	149,434	.0	670	.0	670	.0	150,104	.0	.0	.0	2,868	01/15/2040	1.A
31398W-JC-9	FREDDIE MAC FHLMC 3635 4.500% 02/15/40		06/01/2022	Paydown		286,034	286,034	260,134	273,870	.0	12,164	.0	12,164	.0	286,034	.0	.0	.0	4,313	02/15/2040	1.A
31413H-K7-2	FANNIE MAE POOL # 945918 7.500% 08/01/37		06/01/2022	Paydown		49	49	53	52	.0	(3)	.0	(3)	.0	49	.0	.0	.0	2	08/01/2037	1.A
359900-6G-7	FULTON CNTY GA DEV AUTH REV 4.680% 05/01/34		05/24/2022	Various		1,810,837	1,775,000	1,775,000	1,775,000	.0	.0	.0	.0	.0	1,775,000	.0	35,837	35,837	47,304	05/01/2034	1.D FE
359900-6H-5	FULTON CNTY GA DEV AUTH REV 4.730% 05/01/36		05/24/2022	Various		630,669	650,000	650,000	650,000	.0	.0	.0	.0	.0	650,000	.0	(19,331)	(19,331)	17,508	05/01/2036	1.D FE
36186Y-AF-2	GMAC COMMERCIAL MORTGAGE ASSET 6.107% 08/10/52		06/10/2022	Paydown		68,156	68,156	67,029	67,203	.0	953	.0	953	.0	68,156	.0	.0	.0	1,736	08/10/2052	2.A
48503T-AA-5	KANSAS CITY MO INDL DEV AUTH G 5.242% 12/10/32		06/10/2022	Redemption	100.0000	208,084	208,084	208,084	208,084	.0	.0	.0	.0	.0	208,084	.0	.0	.0	4,548	12/10/2032	1.B
546850-CE-6	LOUISVILLE KY REGL ARPT AUTH A LOUISVILLE KY REGL ARPT AUTH A 4.451% 07/01/31		05/24/2022	KEYBANC CAPITAL MARKET		5,168,570	5,225,000	5,225,000	5,225,000	.0	.0	.0	.0	.0	5,225,000	.0	(56,430)	(56,430)	209,954	07/01/2031	1.F FE
898735-SG-1	TUCSON AZ COPS 4.831% 07/01/34		05/24/2022	J.P. MORGAN SECURITIES INC		3,757,924	3,605,000	3,605,000	3,605,000	.0	.0	.0	.0	.0	3,605,000	.0	152,924	152,924	157,226	07/01/2034	1.E FE

E05.4

STATEMENT AS OF JUNE 30, 2022 OF GENWORTH LIFE INSURANCE COMPANY  
**SCHEDULE D - PART 4**

Show All Long-Term Bonds and Stock Sold, Redeemed or Otherwise Disposed of During the Current Quarter

1 CUSIP Identification	2 Description	3 Foreign	4 Disposal Date	5 Name of Purchaser	6 Number of Shares of Stock	7 Consideration	8 Par Value	9 Actual Cost	10 Prior Year Book/ Adjusted Carrying Value	Change In Book/Adjusted Carrying Value					16 Book/ Adjusted Carrying Value at Disposal Date	17 Foreign Exchange Gain (Loss) on Disposal	18 Realized Gain (Loss) on Disposal	19 Total Gain (Loss) on Disposal	20 Bond Interest/ Stock Dividends Received During Year	21 Stated Contractual Maturity Date	22 NAIC Designation, NAIC Designation Modifier and SVO Administrative Symbol
										11 Unrealized Valuation Increase/(Decrease)	12 Current Year's (Amortization)/ Accretion	13 Current Year's Other Than Temporary Impairment Recognized	14 Total Change in Book/ Adjusted Carrying Value (11 + 12 - 13)	15 Total Foreign Exchange Change in Book /Adjusted Carrying Value							
0909999999. Subtotal - Bonds - U.S. Special Revenues										0	331,746	0	331,746	0	35,895,565	0	114,205	114,205	869,325	XXX	XXX
00037B-AB-8	ABB FINANCE USA INC ABB FINANCE USA INC		05/08/2022	Maturity		5,000,000	5,000,000	5,067,000	5,002,699	0	(2,699)	0	(2,699)	0	5,000,000	0	0	0	71,875	05/08/2022	1.G FE
00184A-AA-4	AMAZON CTL AMAZON CTL - EUCLID 4.095%		06/30/2022	Redemption	100,000	16,007	16,007	16,007	16,007	0	0	0	0	0	16,007	0	0	0	273	06/30/2039	1.E
00191B-AA-3	AMAZON CTL AMAZON CTL - TUSCON 4.095%		06/30/2022	Redemption	100,000	17,651	17,651	17,651	17,651	0	0	0	0	0	17,651	0	0	0	301	08/31/2039	1.E
00191B-AA-5	AMAZON CTL AMAZON CTL - OKLAHOMA CITY 4.233%		06/30/2022	Redemption	100,000	37,701	37,701	37,701	37,701	0	0	0	0	0	37,701	0	0	0	665	09/30/2039	1.E
00193*-AA-5	AMAZON CTL AMAZON CTL - TULSA 4.233%		06/30/2022	Redemption	100,000	39,419	39,419	39,419	39,419	0	0	0	0	0	39,419	0	0	0	696	09/30/2039	1.E
00206R-DC-3	AT&T INC 4.450% 04/01/24		05/11/2022	Call	102,6111	5,130,557	5,000,000	4,984,628	4,995,154	0	736	0	736	0	4,995,891	0	4,109	4,109	266,529	04/01/2024	2.B FE
00206R-DC-3	AT&T INC 5.150% 11/15/46		04/01/2022	Fidelity Reinsurance Transfer		2,515,580	2,515,580	2,515,580	2,515,580	0	0	0	0	0	2,515,580	0	0	0	0	11/15/2046	2.B FE
00206R-DC-3	AT&T INC 3.600% 07/15/25		04/26/2022	Call	101,3464	5,067,322	5,000,000	4,992,381	4,995,471	0	384	0	384	0	4,995,855	0	4,145	4,145	207,822	07/15/2025	2.B FE
00225*-AA-3	AMAZON CTL AMAZON CTL - GRAND RAPIDS 4.095%		06/30/2022	Redemption	100,000	16,508	16,508	16,508	16,508	0	0	0	0	0	16,508	0	0	0	282	09/30/2039	1.E
00842V-AS-2	AGATE BAY MORTGAGE LOAN TRUST Series 144A 3.796% 08/25/46		06/01/2022	Paydown		249,271	249,271	250,985	250,324	0	(1,053)	0	(1,053)	0	249,271	0	0	0	3,859	08/25/2046	1.A
00846U-AJ-0	AGILENT TECH INC AGILENT TECHNOLOGIES INC 3.875% 07/15/23		05/04/2022	Various		12,173,520	12,000,000	11,945,280	11,990,254	0	2,105	0	2,105	0	11,992,359	0	7,641	7,641	546,812	07/15/2023	2.A FE
02376A-AA-7	AMERICAN AIRLINES 2017-2 CLASS AMERICAN AIRLINES 2017-2 CLASS 3.350% 10/15/29		04/15/2022	Redemption	100,000	135,306	135,306	135,306	135,306	0	0	0	0	0	135,306	0	0	0	2,266	10/15/2029	2.A FE
023771-S2-5	AMERICAN AIRLINES 2016-3 CLASS AMERICAN AIRLINES 2016-3 CLASS 3.250% 10/15/28		04/15/2022	Redemption	100,000	124,156	124,156	124,156	124,156	0	0	0	0	0	124,156	0	0	0	2,018	10/15/2028	3.A FE
024836-AA-6	AMER CMPS COMM AMERICAN CAMPUS COMMUNITIES IN 3.750% 04/15/23		04/22/2022	Various		6,042,000	6,000,000	5,913,900	5,985,636	0	3,454	0	3,454	0	5,989,091	0	52,909	52,909	119,375	04/15/2023	2.B FE
024836-AG-3	AMERICAN CAMPUS COMMUNITIES OP AMERICAN CAMPUS COMMUNITIES OP 3.875% 01/30/31		04/22/2022	MORGAN STANLEY		5,050,000	5,000,000	4,957,100	4,962,603	0	1,093	0	1,093	0	4,963,696	0	86,304	86,304	143,160	01/30/2031	2.B FE
038779-AB-0	ARBYS FUNDING LLC ARBYS_20-1A Series 144A 3.237% 07/30/50		04/30/2022	Paydown		10,000	10,000	10,058	10,046	0	(46)	0	(46)	0	10,000	0	0	0	162	07/30/2050	2.C FE
05349B-AL-3	AVAYA INC, Series 144A 6.125% 09/15/28		05/18/2022	MORGAN STANLEY		3,781,250	5,000,000	5,000,000	5,000,000	0	0	0	0	0	5,000,000	0	(1,218,750)	(1,218,750)	207,995	09/15/2028	4.A FE
05377R-CS-1	AVIS BUDGET RENTAL CAR FUNDING AVIS BUDGET RENTAL CAR FUNDING 4.150% 09/20/23		06/20/2022	Paydown		625,000	625,000	610,254	623,321	0	1,679	0	1,679	0	625,000	0	0	0	10,807	09/20/2023	2.B FE
05379B-AP-2	AVISTA CORP CORP BND 5.125% 04/01/22		04/01/2022	Maturity		7,000,000	7,000,000	6,983,900	6,999,579	0	421	0	421	0	7,000,000	0	0	0	179,375	04/01/2022	1.G FE
05590*-AA-9	BP CORPORATION NORTH AMERICA I 3.540% 11/15/32		06/15/2022	Various		127,113	127,113	127,113	127,113	0	0	0	0	0	127,113	0	0	0	1,876	11/15/2032	1.F
057224-AZ-0	BAKER HUGHES INC 5.125% 09/15/40		05/03/2022	MORGAN STANLEY		2,055,920	2,000,000	2,038,340	2,030,144	0	(336)	0	(336)	0	2,029,808	0	26,112	26,112	65,486	09/15/2040	1.G FE
05723K-AF-7	BAKER HUGHES CO BAKER HUGHES INCORPORATED 4.080% 12/15/47		05/03/2022	MORGAN STANLEY		2,650,740	3,000,000	2,976,060	2,977,185	0	170	0	170	0	2,977,355	0	(326,615)	(326,615)	47,600	12/15/2047	1.G FE
07177M-AL-7	BAXALTA INC 3.600% 06/23/22		04/25/2022	Call	100,0000	1,191,000	1,191,000	1,197,009	1,191,182	0	(182)	0	(182)	0	1,191,000	0	0	0	14,292	06/23/2022	2.B FE
08879*-AA-9	BFC HON FEDERAL RECEIVABLES TR BFC HON FEDERAL RECEIVABLES TR 6.139% 12/01/25		06/01/2022	Redemption	100,0000	190,073	190,073	190,073	190,073	0	0	0	0	0	190,073	0	0	0	4,865	12/01/2025	1.D
08885*-AA-1	WALGREENS CTL WALGREENS CTL 5.210% 03/15/37		06/15/2022	Redemption	100,0000	45,319	45,319	45,319	45,319	0	0	0	0	0	45,319	0	0	0	991	03/15/2037	2.B
097023-AM-7	BOEING CO 7.250% 06/15/25		04/01/2022	Fidelity Reinsurance Transfer		2,038,840	2,000,000	2,160,080	2,041,529	0	(2,690)	0	(2,690)	0	2,038,840	0	0	0	0	06/15/2025	2.C FE
105340-AM-5	BRANDYVINE OPERATING PARTNERSH BRANDYVINE OPERATING PARTNERSH 3.950% 02/15/23		04/20/2022	BARCLAYS CAPITAL INC		5,019,800	5,000,000	5,124,850	5,023,547	0	(8,085)	0	(8,085)	0	5,015,462	0	4,338	4,338	135,507	02/15/2023	2.C FE
105340-AQ-6	BRANDYVINE OPERATING PARTNERSH BRANDYVINE OPERATING PARTNERSH 3.950% 11/15/27		05/11/2022	Suntrust Banks Inc Fidelity Reinsurance		1,401,469	1,450,000	1,376,065	1,400,842	0	2,678	0	2,678	0	1,403,520	0	(2,052)	(2,052)	28,319	11/15/2027	2.C FE
110122-AB-4	BRISTOL-MYERS SQUIBB 6.800% 11/15/26		04/01/2022	Transfer		5,062,216	5,000,000	5,192,150	5,065,071	0	(2,855)	0	(2,855)	0	5,062,216	0	0	0	0	11/15/2026	1.F FE
110122-DC-9	BRISTOL-MYERS SQUIBB CO 3.875% 08/15/25		04/06/2022	Call	103,2850	16,725,973	16,194,000	16,137,547	16,152,895	0	2,765	0	2,765	0	16,155,660	0	38,340	38,340	931,144	08/15/2025	1.F FE

E05.5



STATEMENT AS OF JUNE 30, 2022 OF GENWORTH LIFE INSURANCE COMPANY

**SCHEDULE D - PART 4**

Show All Long-Term Bonds and Stock Sold, Redeemed or Otherwise Disposed of During the Current Quarter

1	2	3	4	5	6	7	8	9	10	Change In Book/Adjusted Carrying Value					16	17	18	19	20	21	22
										11	12	13	14	15							
CUSIP Identification	Description	Foreign	Disposal Date	Name of Purchaser	Number of Shares of Stock	Consideration	Par Value	Actual Cost	Prior Year Book/Adjusted Carrying Value	Unrealized Valuation Increase/(Decrease)	Current Year's (Amortization)/Accretion	Current Year's Other Than Temporary Impairment Recognized	Total Change in Book/Adjusted Carrying Value (11 + 12 - 13)	Total Foreign Exchange Change in Book /Adjusted Carrying Value	Book/Adjusted Carrying Value at Disposal Date	Foreign Exchange Gain (Loss) on Disposal	Realized Gain (Loss) on Disposal	Total Gain (Loss) on Disposal	Bond Interest/Stock Dividends Received During Year	Stated Contractual Maturity Date	NAIC Designation, NAIC Designation Modifier and SVO Administrative Symbol
..12479R-AE-7	CAPITAL AUTOMOTIVE REIT CAUTO_Series 144A 4.180% 04/15/47		06/15/2022	Paydown		23,719	23,719	23,716	23,718	.0	.1	.0	.1	.0	23,719	.0	.0	.0	.414	04/15/2047	1.E FE
..12505B-AD-2	CBRE SERVICES INC 4.875% 03/01/26		05/17/2022	Various		5,096,830	5,000,000	4,962,000	4,982,704	.0	1,397	.0	1,397	.0	4,984,101	.0	112,729	112,729	172,656	03/01/2026	2.A FE
..12508E-AF-8	CDK GLOBAL INC 4.875% 06/01/27		04/26/2022	Various		15,151,425	15,020,000	14,562,664	14,714,391	.0	15,255	.0	15,255	.0	14,729,647	.0	421,778	421,778	298,992	06/01/2027	3.A FE
..12508E-AJ-0	CDK GLOBAL INC Series 144A 5.250% 05/15/29		04/26/2022	STIFEL NICOLAUS AND CO INC		3,030,000	3,000,000	3,000,000	3,000,000	.0	.0	.0	.0	.0	3,000,000	.0	30,000	30,000	97,563	05/15/2029	3.A FE
..12527G-AC-7	OF INDUSTRIES INC OF INDUSTRIES INC 3.450% 06/01/23		04/21/2022	Various		5,046,284	4,980,000	4,890,381	4,939,537	.0	8,408	.0	8,408	.0	4,947,944	.0	32,056	32,056	143,059	06/01/2023	2.C FE
..125523-CB-4	CIGNA CORP 3.400% 03/01/27		04/08/2022	Various		4,971,295	5,000,000	4,998,650	4,999,034	.0	48	.0	48	.0	4,999,082	.0	(27,786)	(27,786)	104,361	03/01/2027	2.A FE
..12563L-AN-7	CLI FUNDING LLC CLIF_20-1A Series 144A 2.080% 09/18/45		06/18/2022	Paydown		222,750	222,750	222,647	222,660	.0	.90	.0	.90	.0	222,750	.0	.0	.0	1,544	09/18/2045	1.F FE
..12563L-AS-6	CLI FUNDING VI LLC CLIF_20-3A 2.070% 10/18/45		06/18/2022	Paydown		75,000	75,000	74,985	74,987	.0	.13	.0	.13	.0	75,000	.0	.0	.0	517	10/18/2045	1.F FE
..12563L-AT-4	CLI FUNDING VI LLC CLIF_20-3A Series 144A 3.300% 10/18/45		06/18/2022	Paydown		157,500	157,500	157,434	157,441	.0	59	.0	59	.0	157,500	.0	.0	.0	2,166	10/18/2045	2.B FE
..12589Y-AF-6	CMS PANHANDLE HOLDING CO 7.000% 07/15/29		04/01/2022	Fidelity Reinsurance Transfer		10,338,630	10,500,000	10,146,990	10,334,456	.0	4,174	.0	4,174	.0	10,338,630	.0	.0	.0	367,500	07/15/2029	2.C FE
..12624B-AF-3	COMMERCIAL MORTGAGE PASS-THRU COMMERCIAL MORTGAGE PASS-THRU 3.912% 05/15/45		04/01/2022	Paydown		819,398	819,398	835,745	818,845	.0	553	.0	553	.0	819,398	.0	.0	.0	10,685	05/15/2045	1.A FM
..12624Q-AE-3	COMMERCIAL MORTGAGE PASS-THRU COMM 12-CR4 4.747% 10/15/45		06/01/2022	Paydown		.0	3,490,917	.0	1,246,359	.0	28,755	1,275,114	(1,246,359)	.0	.0	.0	.0	.0	49,648	10/15/2045	1.D FM
..126408-AM-5	CSX CORPORATION 8.625% 05/15/22		05/15/2022	Various		15,122,000	15,122,000	17,663,938	15,202,024	.0	(80,024)	.0	(80,024)	.0	15,122,000	.0	.0	.0	652,136	05/15/2022	2.A FE
..12648F-AQ-2	CREDIT SUISSE MORTGAGE TRUST C CSMCTR_14-SAF1 3.864% 03/25/44		06/01/2022	Paydown		192,455	192,455	195,342	193,732	.0	(1,277)	.0	(1,277)	.0	192,455	.0	.0	.0	1,296	03/25/2044	1.A
..12648T-AA-7	CREDIT SUISSE MORTGAGE TRUST C CREDIT SUISSE MORTGAGE TRUST C 3.500% 07/25/44		06/01/2022	Paydown		63,721	63,721	64,278	64,006	.0	(285)	.0	(285)	.0	63,721	.0	.0	.0	889	07/25/2044	1.A
..126650-BC-3	CVS PASS-THROUGH TRUST 144A REG 5.880% 01/10/28		06/10/2022	Redemption 100.0000		290,157	290,157	266,115	280,760	.0	9,397	.0	9,397	.0	290,157	.0	.0	.0	7,113	01/10/2028	2.B
..12695*-AA-3	CVS HEALTH CORP 3.416% 10/10/38		06/10/2022	Redemption 100.0000		92,154	92,154	92,154	92,154	.0	.0	.0	.0	.0	92,154	.0	.0	.0	1,312	10/10/2038	2.B
..141781-AF-1	CARGILL INC 144A 7.250% 11/01/36		04/01/2022	Fidelity Reinsurance Transfer		6,277,624	5,750,000	6,503,480	6,283,108	.0	(5,485)	.0	(5,485)	.0	6,277,624	.0	.0	.0	.0	11/01/2036	1.F FE
..144285-AK-9	CARPENTER TECH CORP CARPENTER TECHNOLOGY CORP 4.450% 03/01/23		04/15/2022	Call 102.0063		2,040,126	2,000,000	2,036,920	2,004,224	.0	(1,268)	.0	(1,268)	.0	2,002,956	.0	(2,956)	(2,956)	95,504	03/01/2023	3.C FE
..149123-BF-7	CATERPILLAR INC 6.625% 07/15/28		04/01/2022	Fidelity Reinsurance Transfer		3,159,689	3,250,000	3,034,135	3,156,866	.0	2,823	.0	2,823	.0	3,159,689	.0	.0	.0	107,656	07/15/2028	1.F FE
..149123-BJ-9	CATERPILLAR INC 7.300% 05/01/31		04/01/2022	Fidelity Reinsurance Transfer		2,055,499	2,000,000	2,103,800	2,056,586	.0	(1,088)	.0	(1,088)	.0	2,055,499	.0	.0	.0	.0	05/01/2031	1.F FE
..151895-CB-6	CENTERPOINT PROPERTIES TR 3.490% 05/27/22		05/27/2022	Maturity		8,000,000	8,000,000	8,000,000	8,000,000	.0	.0	.0	.0	.0	8,000,000	.0	.0	.0	139,600	05/27/2022	1.G FE
..156686-AM-9	LUMEN TECHNOLOGIES INC 6.875% 01/15/28		05/25/2022	Various		6,443,750	7,000,000	6,511,250	6,634,396	.0	19,166	.0	19,166	.0	6,653,562	.0	(209,812)	(209,812)	416,892	01/15/2028	4.B FE
..156700-AM-8	LUMEN TECHNOLOGIES INC 7.600% 09/15/39		05/31/2022	CITIGROUP GLOBAL MARKETS		2,580,000	3,000,000	3,160,000	3,152,406	.0	(1,847)	.0	(1,847)	.0	3,150,559	.0	(570,559)	(570,559)	162,767	09/15/2039	4.B FE
..156700-BB-1	LUMEN TECHNOLOGIES INC Series *144A 5.125% 12/15/26		05/09/2022	MARKETAXESS		874,920	1,000,000	1,000,000	1,000,000	.0	.0	.0	.0	.0	1,000,000	.0	(125,080)	(125,080)	37,868	12/15/2026	3.C FE
..158525-AR-6	INTL PAPER CO 7.350% 11/01/25		04/01/2022	Fidelity Reinsurance Transfer		5,043,936	5,000,000	5,159,000	5,046,591	.0	(2,655)	.0	(2,655)	.0	5,043,936	.0	.0	.0	.0	11/01/2025	2.B FE
..162665-AL-7	CHC COMMERCIAL MORTGAGE TRUST Series 144A 3.374% 06/15/34		06/15/2022	Paydown		1,242	1,242	1,242	1,242	.0	.0	.0	.0	.0	1,242	.0	.0	.0	17	06/15/2034	1.A
..171340-AL-6	CHURCH & DWIGHT CO INC 3.950% 08/01/47		05/24/2022	Various		11,511,860	13,000,000	11,437,435	11,526,263	.0	12,071	.0	12,071	.0	11,538,335	.0	(26,475)	(26,475)	420,785	08/01/2047	2.A FE
..17322N-AA-2	QMILT 2014-J1 A1 CITIGROUP MORTGAGE LOAN TRUST 3.500% 06/25/44		06/01/2022	Paydown		123,240	123,240	123,741	123,336	.0	(96)	.0	(96)	.0	123,240	.0	.0	.0	1,576	06/25/2044	1.A
..17322N-AK-0	QMILT 2014-J1 A1 CITIGROUP MORTGAGE LOAN TRUST 3.629% 06/25/44		06/01/2022	Paydown		84,905	84,905	82,545	84,175	.0	730	.0	730	.0	84,905	.0	.0	.0	1,165	06/25/2044	1.A

STATEMENT AS OF JUNE 30, 2022 OF GENWORTH LIFE INSURANCE COMPANY

**SCHEDULE D - PART 4**

Show All Long-Term Bonds and Stock Sold, Redeemed or Otherwise Disposed of During the Current Quarter

1 CUSIP Identification	2 Description	3 For- eign	4 Disposal Date	5 Name of Purchaser	6 Number of Shares of Stock	7 Consid- eration	8 Par Value	9 Actual Cost	10 Prior Year Book/ Adjusted Carrying Value	Change In Book/Adjusted Carrying Value					16 Book/ Adjusted Carrying Value at Disposal Date	17 Foreign Exchange Gain (Loss) on Disposal	18 Realized Gain (Loss) on Disposal	19 Total Gain (Loss) on Disposal	20 Bond Interest/ Stock Dividends Received During Year	21 Stated Con- tractual Maturity Date	22 NAIC Desig- nation, NAIC Desig- nation Modifier and SVO Admini- strative Symbol
										11 Unrealized Valuation Increase/ (Decrease)	12 Current Year's (Amor- tization)/ Accretion	13 Current Year's Other Than Temporary Impairment Recogn- ized	14 Total Change in Book/ Adjusted Carrying Value (11 + 12 - 13)	15 Total Foreign Exchange Change in Book /Adjusted Carrying Value							
195869-AJ-1	COLONIAL PIPELINE COMPANY 144A 6.580% 08/28/32		04/01/2022	Fidelity Reinsurance Transfer		4,997,953	5,000,000	4,996,350	4,997,919	0	34	0	34	0	4,997,953	0	0	0	164,500	08/28/2032	1.G FE
20030N-AM-3	COMCAST CORP 6.450% 03/15/37		04/01/2022	Fidelity Reinsurance Transfer		7,965,909	8,000,000	7,951,920	7,965,576	0	333	0	333	0	7,965,909	0	0	0	258,000	03/15/2037	1.G FE
200339-AJ-8	COMERICA BANK 7.875% 09/15/26		04/01/2022	Fidelity Reinsurance Transfer		5,063,875	5,000,000	5,196,350	5,066,832	0	(2,958)	0	(2,958)	0	5,063,875	0	0	0	196,875	09/15/2026	2.A FE
207597-CZ-6	CONNECTICUT LIGHT & POWER CO D 7.875% 10/01/24		04/01/2022	Fidelity Reinsurance Transfer		10,892,631	10,640,000	11,919,937	10,915,201	0	(22,570)	0	(22,570)	0	10,892,631	0	0	0	418,950	10/01/2024	1.E FE
20825C-BB-9	CONOCOPHILLIPS Series 144A 4.875% 10/01/47		05/09/2022	Tax Free Exchange		4,125,923	4,143,000	4,125,258	4,125,805	0	119	0	119	0	4,125,923	0	0	0	122,305	10/01/2047	1.G FE
20825C-BD-5	CONOCOPHILLIPS Series 144A 4.850% 08/15/48		05/09/2022	Tax Free Exchange		9,933,962	10,000,000	9,932,436	9,933,549	0	413	0	413	0	9,933,962	0	0	0	355,667	08/15/2048	1.G FE
209111-EF-6	CONSOLIDATED EDISON INC 5.700% 02/01/34		04/01/2022	Fidelity Reinsurance Transfer		2,510,897	2,500,000	2,518,250	2,511,057	0	(160)	0	(160)	0	2,510,897	0	0	0	71,250	02/01/2034	2.A FE
212015-AS-0	CONTINENTAL RESOURCES INC. 4.375% 01/15/28		05/04/2022	BANC OF AMERICA SECURITIES LLC		2,915,310	3,000,000	2,929,114	2,952,144	0	2,394	0	2,394	0	2,954,538	0	(39,228)	(39,228)	106,094	01/15/2028	2.C FE
22101F-AA-6	CORVIAS CAMPUS LIVING - HJ LLC 5.910% 06/01/31		06/01/2022	Redemption 100.0000		40,257	40,257	40,257	40,028	0	229	0	229	0	40,257	0	0	0	1,190	06/01/2031	5.B PL
233046-AF-8	4.030% 11/20/47		05/20/2022	Paydown		25,000	25,000	25,000	25,000	0	0	0	0	0	25,000	0	0	0	504	11/20/2047	2.B FE
233046-AS-0	DB MASTER FINANCE LLC DNKN_17- Series 144A 2.791% 11/20/51		05/22/2022	Paydown		25,000	25,000	25,000	25,000	0	0	0	0	0	25,000	0	0	0	405	11/20/2051	2.B FE
237194-AE-5	DARDEN RESTAURANTS INC MTN 6.000% 08/15/35		04/01/2022	Fidelity Reinsurance Transfer		10,921,211	11,000,000	10,880,650	10,920,270	0	941	0	941	0	10,921,211	0	0	0	330,000	08/15/2035	2.B FE
24380E-AB-4	DEER DISTRICT LLC 5.040% 06/01/44		06/01/2022	Redemption 100.0000		335,294	335,294	335,294	335,294	0	0	0	0	0	335,294	0	0	0	8,449	06/01/2044	2.C PL
25755T-AH-3	DOMINOS PIZZA MASTER ISSUER LL Series 144A 4.118% 07/25/47		04/25/2022	Paydown		16,250	16,250	16,250	16,250	0	0	0	0	0	16,250	0	0	0	335	07/25/2047	2.A FE
25755T-AK-6	DOMINOS PIZZA MASTER ISSUER LL Series 144A 4.328% 07/25/48		04/25/2022	Paydown		25,000	25,000	25,000	25,000	0	0	0	0	0	25,000	0	0	0	541	07/25/2048	2.A FE
26208L-AC-2	DRIVEN BRANDS FUNDING LLC HONK Series 144A 4.739% 04/20/48		05/10/2022	BARCLAYS CAPITAL INC		6,664,350	6,720,000	6,720,000	6,720,000	0	0	0	0	0	6,720,000	0	(55,650)	(55,650)	178,692	04/20/2048	2.C FE
26208L-AC-2	DRIVEN BRANDS FUNDING LLC HONK Series 144A 4.739% 04/20/48		04/20/2022	Paydown		17,500	17,500	17,500	17,500	0	0	0	0	0	17,500	0	0	0	415	04/20/2048	2.C FE
26209X-AA-9	DRIVEN BRANDS FUNDING LLC HONK Series 144A 3.786% 07/20/50		04/20/2022	Paydown		30,000	30,000	30,082	30,064	0	(64)	0	(64)	0	30,000	0	0	0	379	07/20/2050	2.C FE
26209X-AC-5	DRIVEN BRANDS FUNDING LLC HONK Series 144A 3.237% 01/20/51		04/20/2022	Paydown		30,000	30,000	30,006	30,005	0	(5)	0	(5)	0	30,000	0	0	0	486	01/20/2051	2.C FE
27326F-AC-0	EAST KENTUCKY PWR COOPERATIVE 4.450% 04/19/49		04/18/2022	Redemption 100.0000		333,333	333,333	333,333	333,333	0	0	0	0	0	333,333	0	0	0	7,417	04/19/2049	2.A
278058-DB-5	EATON CORPORATION 5.800% 03/15/37		04/01/2022	Fidelity Reinsurance Transfer		7,542,433	8,000,000	7,381,920	7,537,926	0	4,507	0	4,507	0	7,542,433	0	0	0	232,000	03/15/2037	2.A FE
278062-AE-4	EATON CORPORATION 4.150% 11/02/42		05/10/2022	AMHERST		1,828,520	2,000,000	1,820,960	1,834,439	0	1,696	0	1,696	0	1,836,135	0	(7,615)	(7,615)	43,806	11/02/2042	2.A FE
291011-BD-5	EMERSON ELECTRIC CO 5.250% 11/15/39		04/01/2022	Fidelity Reinsurance Transfer		4,956,906	5,000,000	4,943,400	4,956,540	0	367	0	367	0	4,956,906	0	0	0	0	11/15/2039	1.F FE
294429-AC-9	EQUIFAX INC 6.900% 07/01/28		04/01/2022	Fidelity Reinsurance Transfer		9,847,220	10,000,000	9,626,000	9,842,387	0	4,832	0	4,832	0	9,847,220	0	0	0	345,000	07/01/2028	2.B FE
30288*-AD-2	FLNG LIQUEFACTION 2 LLC 4.280% 06/30/38		06/30/2022	Redemption 100.0000		77,000	77,000	77,000	77,000	0	0	0	0	0	77,000	0	0	0	1,648	06/30/2038	2.B FE
30306V-A#-6	FLNG LIQUEFACTION 3 LLC 3.080% 06/30/39		06/30/2022	Redemption 100.0000		501,600	501,600	501,600	491,609	0	9,991	0	9,991	0	501,600	0	0	0	7,221	06/30/2039	2.C FE
30306V-A#-8	FLNG LIQUEFACTION 3 LLC 4.360% 06/30/39		06/30/2022	Redemption 100.0000		96,500	96,500	96,500	96,500	0	0	0	0	0	96,500	0	0	0	2,104	06/30/2039	2.C FE

## STATEMENT AS OF JUNE 30, 2022 OF GENWORTH LIFE INSURANCE COMPANY

## SCHEDULE D - PART 4

Show All Long-Term Bonds and Stock Sold, Redeemed or Otherwise Disposed of During the Current Quarter

1	2	3	4	5	6	7	8	9	10	Change In Book/Adjusted Carrying Value					16	17	18	19	20	21	22
										11	12	13	14	15							
CUSIP Identification	Description	Foreign	Disposal Date	Name of Purchaser	Number of Shares of Stock	Consideration	Par Value	Actual Cost	Prior Year Book/Adjusted Carrying Value	Unrealized Valuation Increase/(Decrease)	Current Year's (Amortization)/Accretion	Current Year's Other Than Temporary Impairment Recognized	Total Change in Book/Adjusted Carrying Value (11 + 12 - 13)	Total Foreign Exchange Change in Book /Adjusted Carrying Value	Book/Adjusted Carrying Value at Disposal Date	Foreign Exchange Gain (Loss) on Disposal	Realized Gain (Loss) on Disposal	Total Gain (Loss) on Disposal	Bond Interest/Stock Dividends Received During Year	Stated Contractual Maturity Date	NAIC Designation, NAIC Designation Modifier and SVO Administrative Symbol
..313309-AP-1	FEDEX CORP 7.600% 07/01/97		04/01/2022	Fidelity Reinsurance Transfer		1,741,475	1,500,000	1,742,640	1,741,506	.0	(31)	.0	(31)	.0	1,741,475	.0	.0	.0	57,000	07/01/2097	2.B FE
..31953*-AJ-1	UNION PACIFIC 5.470% 05/31/22		05/31/2022	Redemption	100.0000	276,190	276,190	276,190	276,190	.0	.0	.0	.0	.0	276,190	.0	.0	.0	13,807	05/31/2022	1.0
..33632*-UQ-8	WELLS FARGO BK NORTHWEST 7.280% 01/10/24		06/10/2022	FLAGSTAR MORTGAGE TRUST FSMT_1 Series 144A		209,674	209,674	209,674	209,674	.0	.0	.0	.0	.0	209,674	.0	.0	.0	6,365	01/10/2024	2.B
..33850B-AW-7	3.625% 03/25/47		06/01/2022	Paydown		32,515	32,515	32,368	32,394	.0	121	.0	121	.0	32,515	.0	.0	.0	495	03/25/2047	1.A
..33850R-AY-8	4.049% 10/25/47		06/01/2022	Paydown		33,282	33,282	34,109	33,708	.0	(426)	.0	(426)	.0	33,282	.0	.0	.0	563	10/25/2047	1.A
..33850T-AY-4	3.961% 03/25/48		06/01/2022	Paydown		12,723	12,723	12,718	12,706	.0	.17	.0	.17	.0	12,723	.0	.0	.0	211	03/25/2048	1.A
..341099-CL-1	DUKE ENERGY FL PROJ FIN CORP BND 6.400% 06/15/38		04/01/2022	Fidelity Reinsurance Transfer		9,968,099	10,000,000	9,957,800	9,967,821	.0	278	.0	278	.0	9,968,099	.0	.0	.0	.0	06/15/2038	1.F FE
..34411Y-AA-5	FNA VI LLC FNA_21-1A Series 144A 1.350% 01/10/32		05/10/2022	Paydown		229,830	229,830	229,794	229,798	.0	32	.0	32	.0	229,830	.0	.0	.0	871	01/10/2032	1.F FE
..34417M-AB-3	FOCUS BRANDS FUNDING LLC FOCUS FOCUS BRANDS FUNDING LLC FOCUS 5.093% 04/30/47		04/30/2022	Paydown		20,000	20,000	20,000	20,000	.0	.0	.0	.0	.0	20,000	.0	.0	.0	509	04/30/2047	2.B FE
..34417Q-AA-6	5.184% 10/30/48		04/30/2022	Paydown		17,500	17,500	17,500	17,500	.0	.0	.0	.0	.0	17,500	.0	.0	.0	454	10/30/2048	2.B FE
..35877*-AA-0	FRISCO HQ OPERATIONS LLC FRISCO HQ OPERATIONS LLC 4.130% 12/15/37		06/15/2022	Redemption	100.0000	99,397	99,397	99,397	99,397	.0	.0	.0	.0	.0	99,397	.0	.0	.0	2,053	12/15/2037	2.C PL
..361448-AN-3	GATX CORP GATX CORP 4.750% 06/15/22		04/12/2022	Call	100.6600	5,033,000	5,000,000	4,952,500	4,997,324	.0	1,638	.0	1,638	.0	4,998,962	.0	1,038	1,038	110,188	06/15/2022	2.B FE
..362925-CC-1	GS MORTGAGEBACKED SECURITIES T Series 144A 3.003% 10/25/52		06/01/2022	Paydown		10,927	10,927	9,322	.0	.0	1,605	.0	1,605	.0	10,927	.0	.0	.0	27	10/25/2052	1.D FE
..370334-CJ-1	GENERAL MILLS INC 4.700% 04/17/48		05/10/2022	BANC OF AMERICA SECURITIES LLC		14,748,232	15,000,000	14,749,400	14,763,682	.0	1,623	.0	1,623	.0	14,765,305	.0	(17,073)	(17,073)	401,171	04/17/2048	2.B FE
..37045X-AW-6	GENERAL MOTORS FINANCIAL CO IN 3.450% 04/10/22		04/10/2022	Maturity		5,000,000	5,000,000	4,990,150	4,999,573	.0	427	.0	427	.0	5,000,000	.0	.0	.0	86,250	04/10/2022	2.C FE
..374593-A*-2	GIANTS STADIUM LLC 7.100% 04/01/40		04/01/2022	Redemption	100.0000	344,944	344,944	344,944	344,944	.0	.0	.0	.0	.0	344,944	.0	.0	.0	12,246	04/01/2040	2.B PL
..382550-BP-5	GOODYEAR TIRE & RUBBER CO Series 144A 5.250% 07/15/31		04/28/2022	Tax Free Exchange		4,500,000	4,500,000	4,500,000	4,500,000	.0	.0	.0	.0	.0	4,500,000	.0	.0	.0	223,125	07/15/2031	3.C FE
..386088-AH-1	DIAGED PLC GRAND METRO INV 7.450% 04/15/35		04/01/2022	Fidelity Reinsurance Transfer		3,591,046	3,345,000	3,726,865	3,593,972	.0	(2,926)	.0	(2,926)	.0	3,591,046	.0	.0	.0	.0	04/15/2035	1.6 FE
..38869P-AW-6	GRAPHIC PACKAGING HOLDING CO 4.125% 08/15/24		05/31/2022	STIFEL NICOLAUS AND CO INC		5,494,444	5,529,000	5,355,848	5,463,176	.0	9,945	.0	9,945	.0	5,473,121	.0	21,323	21,323	181,648	08/15/2024	3.B FE
..404119-BU-2	HCA THE HEALTHCARE CO HCA INC 4.500% 02/15/27		06/08/2022	Various		5,994,900	6,000,000	5,932,500	5,955,719	.0	2,731	.0	2,731	.0	5,958,450	.0	36,450	36,450	210,000	02/15/2027	2.C FE
..40439H-AC-3	HIN TIMESHARE TRUST HINTT_20-A Series 144A 3.420% 10/09/39		06/09/2022	Paydown		140,206	140,206	140,188	140,190	.0	.16	.0	.16	.0	140,206	.0	.0	.0	1,998	10/09/2039	2.B FE
..40439H-AD-1	HIN TIMESHARE TRUST HINTT_20-A Series 144A 5.500% 10/09/39		06/09/2022	Paydown		98,144	98,144	95,820	96,126	.0	2,018	.0	2,018	.0	98,144	.0	.0	.0	2,249	10/09/2039	3.B FE
..42809H-AD-9	HESS CORPORATION 5.600% 02/15/41		04/01/2022	Fidelity Reinsurance Transfer		994,469	1,000,000	993,040	994,428	.0	.41	.0	.41	.0	994,469	.0	.0	.0	28,000	02/15/2041	3.A FE
..43284H-AA-7	HGVT_19-AA Series 144A 2.340% 07/25/33		06/25/2022	Paydown		349,926	349,926	352,142	351,700	.0	(1,774)	.0	(1,774)	.0	349,926	.0	.0	.0	3,028	07/25/2033	1.A FE
..43284H-AB-5	HGVT_19-AA Series 144A 2.540% 07/25/33		06/25/2022	Paydown		373,255	373,255	373,217	373,224	.0	.31	.0	.31	.0	373,255	.0	.0	.0	3,875	07/25/2033	1.F FE
..43284H-AC-3	HGVT_19-AA Series 144A 2.840% 07/25/33		06/25/2022	Paydown		116,642	116,642	116,641	116,640	.0	.2	.0	.2	.0	116,642	.0	.0	.0	1,354	07/25/2033	2.B FE
..43285H-AA-6	HILTON GRAND VACATIONS TRUST H Series 144A 2.740% 02/25/39		06/25/2022	Paydown		175,424	175,424	180,906	180,004	.0	(4,580)	.0	(4,580)	.0	175,424	.0	.0	.0	1,582	02/25/2039	1.A FE
..432891-AK-5	HILTON WORLDWIDE FINANCE LLC 4.875% 04/01/27		05/27/2022	MORGAN STANLEY		9,972,500	10,000,000	10,002,207	10,001,105	.0	(132)	.0	(132)	.0	10,000,974	.0	(28,474)	(28,474)	325,000	04/01/2027	3.B FE
..436106-AA-6	HOLLYFRONTIER CORP 5.875% 04/01/26		04/27/2022	Taxable Exchange		10,004,629	10,000,000	10,009,800	10,005,035	.0	(406)	.0	(406)	.0	10,004,629	.0	.0	.0	346,181	04/01/2026	2.C FE
..436106-AC-2	HOLLYFRONTIER CORP 4.500% 10/01/30		04/27/2022	Taxable Exchange		26,287,477	26,250,000	26,293,200	26,288,673	.0	(1,195)	.0	(1,195)	.0	26,287,477	.0	.0	.0	702,188	10/01/2030	2.C FE

STATEMENT AS OF JUNE 30, 2022 OF GENWORTH LIFE INSURANCE COMPANY

SCHEDULE D - PART 4

Show All Long-Term Bonds and Stock Sold, Redeemed or Otherwise Disposed of During the Current Quarter

1	2	3	4	5	6	7	8	9	10	Change In Book/Adjusted Carrying Value					16	17	18	19	20	21	22
										11	12	13	14	15							
CUSIP Identification	Description	For- eign	Disposal Date	Name of Purchaser	Number of Shares of Stock	Consid- eration	Par Value	Actual Cost	Prior Year Book/ Adjusted Carrying Value	Unrealized Valuation Increase/ (Decrease)	Current Year's (Amor- tization)/ Accretion	Current Year's Other Than Temporary Impairment Recogn- ized	Total Change in Book/ Adjusted Carrying Value (11 + 12 - 13)	Total Foreign Exchange Change in Book /Adjusted Carrying Value	Book/ Adjusted Carrying Value at Disposal Date	Foreign Exchange Gain (Loss) on Disposal	Realized Gain (Loss) on Disposal	Total Gain (Loss) on Disposal	Bond Interest/ Stock Dividends Received During Year	Stated Con- tractual Maturity Date	NAIC Desig- nation, NAIC Desig- nation Modifier and SVO Admini- strative Symbol
436893-AA-9	HOME BANC HOME BANCSHARES INC 4.638% 04/15/27		04/15/2022	Call 100.0000		7,000,000	7,000,000	6,999,790	6,999,790	0	0	0	0	0	6,999,790	0	210	210	196,875	04/15/2027	2.B FE
44409M-AA-4	HUDSON PACIFIC PROPERTIES LP 3.950% 11/01/27		05/10/2022	JANE STREET		1,133,130	1,173,000	1,169,199	1,169,977	0	167	0	167	0	1,170,145	0	(37,015)	(37,015)	24,583	11/01/2027	2.C FE
45256H-AF-5	IF 01-A 4.954% 07/25/33 INTERCONTINENTALEXCHANGE INC		06/01/2022	Paydown		105,356	105,356	92,687	96,107	0	9,250	0	9,250	0	105,356	0	0	0	2,839	07/25/2033	6.*
45866F-AA-2	INTERCONTINENTALEXCHANGE GROUP 4.000% 10/15/23		06/12/2022	Call 101.5968 J.P. MORGAN SECURITIES INC		2,031,936	2,000,000	1,984,500	1,996,763	0	784	0	784	0	1,997,547	0	2,453	2,453	84,603	10/15/2023	1.G FE
46266T-AA-6	IQVIA INC Series 144A 5.000% 05/15/27 10/31/27		04/11/2022	Various		996,250	1,000,000	1,000,000	1,000,000	0	0	0	0	0	1,000,000	0	(3,750)	(3,750)	20,556	05/15/2027	3.C FE
463556-AD-2	IROQUOIS GAS TRANSMISSION SYST 144A 6.100% 10/31/27		04/30/2022	Various		97,059	97,059	97,059	97,059	0	0	0	0	0	97,059	0	0	0	2,960	10/31/2027	2.A FE
466313-AG-8	JABIL CIRCUIT INC JABIL CIRCUIT INC 4.700% 09/15/22		05/31/2022	Various		10,430,805	10,340,000	10,402,767	10,345,498	0	(3,205)	0	(3,205)	0	10,342,293	0	(2,293)	(2,293)	436,390	09/15/2022	2.C FE
466365-AC-7	JACK IN THE BOX FUNDING LLC JA Series 144A 4.970% 08/25/49		05/25/2022	Paydown		2,500	2,500	2,500	2,500	0	0	0	0	0	2,500	0	0	0	62	08/25/2049	2.B FE
46637W-AF-0	JP MORGAN CHASE COMMERCIAL MOR JP MORGAN CHASE COMMERCIAL MOR 4.271% 06/15/45		05/01/2022	Paydown		15,000,000	15,000,000	15,608,178	15,012,967	0	(12,967)	0	(12,967)	0	15,000,000	0	0	0	247,052	06/15/2045	1.A FM
46637W-AG-8	JP MORGAN CHASE COMMERCIAL MOR JP MORGAN CHASE COMMERCIAL MOR 4.728% 06/15/45		06/01/2022	Paydown		4,400,000	4,400,000	4,487,978	4,397,470	0	2,530	0	2,530	0	4,400,000	0	0	0	94,667	06/15/2045	1.A FM
46646B-AY-4	JP MORGAN MORTGAGE TRUST JPMIT JP MORGAN MORTGAGE TRUST JPMIT 3.796% 02/25/40		06/01/2022	Paydown		139,592	139,592	142,607	141,093	0	(1,501)	0	(1,501)	0	139,592	0	0	0	2,008	02/25/2040	1.A
46646C-AH-7	JP MORGAN MORTGAGE TRUST JPMIT JP MORGAN MORTGAGE TRUST JPMIT 3.458% 01/25/47		06/01/2022	Paydown		373,905	373,905	364,095	369,383	0	4,523	0	4,523	0	373,905	0	0	0	5,103	01/25/2047	1.A
46646C-AW-4	JP MORGAN MORTGAGE TRUST JPMIT JP MORGAN MORTGAGE TRUST JPMIT 3.458% 01/25/47		06/01/2022	Paydown		127,025	127,025	123,790	125,158	0	1,867	0	1,867	0	127,025	0	0	0	1,763	01/25/2047	1.A
46648C-AX-2	JP MORGAN MORTGAGE TRUST JPMIT JP MORGAN MORTGAGE TRUST JPMIT 3.458% 01/25/47		06/01/2022	Paydown		185,899	185,899	177,592	180,419	0	5,480	0	5,480	0	185,899	0	0	0	2,580	01/25/2047	1.A
46648H-AZ-6	JP MORGAN MORTGAGE TRUST JPMIT Series 144A 3.656% 05/25/47		06/01/2022	Paydown		80,876	80,876	80,735	80,717	0	159	0	159	0	80,876	0	0	0	1,240	05/25/2047	1.A
46648U-AZ-7	JP MORGAN MORTGAGE TRUST JPMIT Series 144A 3.883% 11/25/48		06/01/2022	Paydown		26,738	26,738	26,987	26,879	0	(141)	0	(141)	0	26,738	0	0	0	434	11/25/2048	1.A
46650J-AS-3	JP MORGAN MORTGAGE TRUST JPMIT Series 144A 3.868% 12/25/48		06/01/2022	Paydown		74,658	74,658	73,331	73,700	0	958	0	958	0	74,658	0	0	0	1,212	12/25/2048	1.A
46655K-OD-5	JP MORGAN MORTGAGE TRUST JPMIT Series 144A 3.308% 11/25/52		06/01/2022	Paydown Redemption 100.0000		3,837	3,837	3,323	0	0	514	0	514	0	3,837	0	0	0	11	11/25/2052	1.D FE
476598-AA-1	JERSEY CITY CTL 4.850% 11/15/45		06/15/2022	Paydown		12,396	12,396	12,515	12,502	0	(105)	0	(105)	0	12,396	0	0	0	250	11/15/2045	1.D
47760Q-AB-9	JIMMY JOHNS FUNDING LLC JIMMY Series 144A 4.846% 07/30/47		04/30/2022	Paydown		25,000	25,000	25,000	25,000	0	0	0	0	0	25,000	0	0	0	606	07/30/2047	2.B FE
49306C-AB-7	KEY BANK NA 6.950% 02/01/28		04/01/2022	Fidelity Reinsurance Transfer		5,195,096	5,050,000	5,427,235	5,200,163	0	(5,067)	0	(5,067)	0	5,195,096	0	0	0	175,488	02/01/2028	2.A FE
51808B-AE-2	ENI USA INC 7.300% 11/15/27		04/01/2022	Fidelity Reinsurance Transfer		3,839,475	3,589,000	4,257,559	3,848,793	0	(9,319)	0	(9,319)	0	3,839,475	0	0	0	0	11/15/2027	2.B FE
52204*-AA-3	WALGREEN CO 5.540% 04/15/36 NORTH ORCHARD PLAZA PARCEL 7.136% 01/15/28		06/15/2022	Redemption 100.0000		49,044	49,044	49,044	49,044	0	0	0	0	0	49,044	0	0	0	1,133	04/15/2036	2.B
524678-AK-1			06/15/2022	Various		176,474	176,474	205,655	186,973	0	(10,500)	0	(10,500)	0	176,474	0	0	0	7,748	01/15/2028	1.F
524901-AV-7	LEGG MASON INC 4.750% 03/15/26 LIBERTY MUTUAL GROUP INC Series 144A 4.950%		04/01/2022	Fidelity Reinsurance Transfer		5,021,451	5,000,000	5,047,450	5,022,667	0	(1,216)	0	(1,216)	0	5,021,451	0	0	0	118,750	03/15/2026	1.F FE
53079E-AW-4			05/01/22	Various		6,450,000	6,450,000	6,499,316	6,452,072	0	(2,072)	0	(2,072)	0	6,450,000	0	0	0	159,638	05/01/2022	2.B FE
532457-AP-3	ELI LILLY AND COMPANY 6.770% 01/01/36		04/01/2022	Fidelity Reinsurance Transfer		6,795,923	6,500,000	6,953,700	6,799,320	0	(3,397)	0	(3,397)	0	6,795,923	0	0	0	220,025	01/01/2036	1.F FE

E05.9

STATEMENT AS OF JUNE 30, 2022 OF GENWORTH LIFE INSURANCE COMPANY

**SCHEDULE D - PART 4**

Show All Long-Term Bonds and Stock Sold, Redeemed or Otherwise Disposed of During the Current Quarter

1 CUSIP Ident- ification	2 Description	3 For- eign	4 Disposal Date	5 Name of Purchaser	6 Number of Shares of Stock	7 Consid- eration	8 Par Value	9 Actual Cost	10 Prior Year Book/ Adjusted Carrying Value	Change In Book/Adjusted Carrying Value					16 Book/ Adjusted Carrying Value at Disposal Date	17 Foreign Exchange Gain (Loss) on Disposal	18 Realized Gain (Loss) on Disposal	19 Total Gain (Loss) on Disposal	20 Bond Interest/ Stock Dividends Received During Year	21 Stated Con- tractual Maturity Date	22 NAIC Desig- nation, NAIC Desig- nation Modifier and SVO Admini- strative Symbol
										11 Unrealized Valuation Increase/ (Decrease)	12 Current Year's (Amor- tization)/ Accretion	13 Current Year's Other Than Temporary Impairment Recogn- ized	14 Total Change in Book/ Adjusted Carrying Value (11 + 12 - 13)	15 Total Foreign Exchange Change in Book /Adjusted Carrying Value							
.539830-AW-9	LOOKHEED MARTIN CORP 5.720% 06/01/40		04/01/2022	Fidelity Reinsurance		11,385,000	11,385,000	11,385,000	11,385,000	0	0	0	0	0	11,385,000	0	0	0	0	06/01/2040	1.G FE
.543190-AB-8	LTRAN_15-1A LONG TRAIN LEASING III LLC LTR 4.060% 01/15/45		06/15/2022	Paydown		39,816	39,816	38,224	39,341	0	475	0	475	0	39,816	0	0	0	808	01/15/2045	1.F FE
.543859-AL-6	LOOKHEED MARTIN CORP 7.625% 06/15/25		04/01/2022	Fidelity Reinsurance		6,137,616	6,000,000	6,561,540	6,147,108	0	(9,491)	0	(9,491)	0	6,137,616	0	0	0	0	06/15/2025	1.G FE
.55400D-AA-9	MVIW OWNER TRUST MVIWOT_19-2A Series 144A 2.220% 10/20/38		06/20/2022	Paydown		295,015	295,015	300,477	299,471	0	(4,456)	0	(4,456)	0	295,015	0	0	0	2,166	10/20/2038	1.A FE
.55400E-AA-7	MVIW OWNER TRUST MVIWOT_20-1A Series 144A 1.740% 10/20/37		06/20/2022	Paydown		56,052	56,052	56,046	56,047	0	5	0	5	0	56,052	0	0	0	320	10/20/2037	1.A FE
.55400E-AB-5	MVIW OWNER TRUST MVIWOT_20-1A Series 144A 2.730% 10/20/37		06/20/2022	Paydown		112,105	112,105	112,089	112,092	0	13	0	13	0	112,105	0	0	0	1,260	10/20/2037	1.F FE
.55400E-AC-3	MVIW OWNER TRUST MVIWOT_20-1A Series 144A 4.210% 10/20/37		06/20/2022	Paydown		84,079	84,079	84,071	84,072	0	6	0	6	0	84,079	0	0	0	1,457	10/20/2037	2.B FE
.55400U-AD-5	MVIW OWNER TRUST MVIWOT_22-1 Series 144A 7.350% 11/21/39		06/20/2022	Paydown		201,063	201,063	200,588	200,588	0	475	0	475	0	201,063	0	0	0	1,355	11/21/2039	3.C FE
.570535-AM-6	MARKEL CORP 3.625% 03/30/23		04/01/2022	Fidelity Reinsurance		3,999,269	4,000,000	3,993,560	3,999,092	0	176	0	176	0	3,999,269	0	0	0	72,500	03/30/2023	2.B FE
.571748-AK-8	MARSH & MCLENNAN CO INC 5.875% 08/01/33		04/01/2022	Transfer		3,918,106	4,200,000	3,775,229	3,914,001	0	4,105	0	4,105	0	3,918,106	0	0	0	123,375	08/01/2033	2.A FE
.571748-BC-5	MARSH & MCLENNAN CO INC 4.350% 01/30/47		05/10/2022	AMHERST		9,403,200	10,000,000	9,464,050	9,496,060	0	3,869	0	3,869	0	9,499,929	0	(96,729)	(96,729)	340,750	01/30/2047	2.A FE
.571903-AK-9	MARRIOTT INTERNATIONAL INC 3.250% 09/15/22		06/15/2022	Call	100.0000	6,100,000	6,100,000	6,082,371	6,098,573	0	916	0	916	0	6,099,489	0	511	511	148,688	09/15/2022	2.C FE
.580135-BY-6	MCDONALDS CORP 6.375% 01/08/28		04/01/2022	Fidelity Reinsurance		2,554,423	2,500,000	2,645,300	2,556,391	0	(1,968)	0	(1,968)	0	2,554,423	0	0	0	79,688	01/08/2028	2.A FE
.585055-BU-9	MEDTRONIC INC 4.625% 03/15/45		05/03/2022	JEFFRIES & COMPANY INC		917,840	874,000	917,840	925,511	0	(450)	0	(450)	0	925,061	0	(7,221)	(7,221)	25,825	03/15/2045	1.G FE
.589331-AD-9	MERCK SHARP & DOHME CORP 6.400% 03/01/28		04/01/2022	Fidelity Reinsurance		12,208,764	11,825,000	12,808,485	12,222,143	0	(13,379)	0	(13,379)	0	12,208,764	0	0	0	378,400	03/01/2028	1.E FE
.59562E-AH-8	MIDAMERICAN ENERGY CO 5.800% 10/15/36		04/01/2022	Transfer		14,983,050	15,000,000	14,976,000	14,982,852	0	198	0	198	0	14,983,050	0	0	0	435,000	10/15/2036	1.E FE
.61761A-BB-3	MORGAN STANLEY BAML TRUST MSBAM_12 08/15/45 4.443%		06/01/2022	Paydown		2,226,209	2,226,209	2,270,685	2,225,519	0	690	0	690	0	2,226,209	0	0	0	49,455	08/15/2045	1.A FM
.62848B-AB-7	MVIW OWNER TRUST MVIWOT_18-1A Series 144A 3.600% 01/21/36		06/20/2022	Paydown		31,137	31,137	31,133	31,134	0	4	0	4	0	31,137	0	0	0	459	01/21/2036	1.F FE
.62927#-AJ-5	NFL VENTURES LP 3.890% 04/15/42		04/15/2022	Redemption	100.0000	157,072	157,072	159,942	159,512	0	(2,440)	0	(2,440)	0	157,072	0	0	0	3,055	04/15/2042	1.E FE
.62927#-AK-2	NFL VENTURES LP 2.730% 04/15/31		04/15/2022	Redemption	100.0000	162,267	162,267	162,267	162,267	0	0	0	0	0	162,267	0	0	0	2,215	04/15/2031	1.E FE
.62927#-AP-1	NFL VENTURES LP 4.360% 04/15/45		04/15/2022	Redemption	100.0000	59,952	59,952	59,952	59,952	0	0	0	0	0	59,952	0	0	0	1,307	04/15/2045	1.E FE
.62940Q-AA-3	NSG HOLDINGS LLC 144A 7.750% 12/15/25		06/15/2022	Various		1,025,501	1,025,501	1,025,501	854,745	0	170,756	0	170,756	0	1,025,501	0	0	0	39,786	12/15/2025	2.C FE
.62946A-AC-8	NP SPE II LLC NPRIL_17-1A Series 144A 10/21/47 3.372%		05/20/2022	Paydown		66,886	66,886	66,885	66,884	0	2	0	2	0	66,886	0	0	0	758	10/21/2047	1.F FE
.62946A-AC-8	NP SPE II LLC NPRIL_17-1A Series 144A 10/21/47 3.372%		06/20/2022	Paydown		10,112	10,112	10,112	10,111	0	0	0	0	0	10,112	0	0	0	170	10/21/2047	1.G FE
.637432-NJ-0	NATIONAL RURAL UTILITIES COOP NATIONAL RURAL UTILITIES COOP 2.700% 02/15/23		04/01/2022	Fidelity Reinsurance		2,499,078	2,500,000	2,493,175	2,498,822	0	256	0	256	0	2,499,078	0	0	0	33,750	02/15/2023	1.E FE
.638585-BF-5	BANK OF AMERICA CORP 6.800% 03/15/28		04/01/2022	Fidelity Reinsurance		14,887,522	15,000,000	14,717,400	14,883,780	0	3,742	0	3,742	0	14,887,522	0	0	0	510,000	03/15/2028	2.A FE
.651587-AF-4	NEWMARKET NEWMARKET CORP 4.100% 12/15/22		04/28/2022	Various		3	0	0	0	0	0	0	0	0	0	0	0	0	3	12/15/2022	2.B FE
.653240-AA-9	NEWTOWN CREDIT LEASE 6.082% 12/15/23		06/15/2022	Various		453,498	453,498	453,482	453,456	0	42	0	42	0	453,498	0	0	0	11,500	12/15/2023	1.D
.666807-AQ-5	NORTHROP GRUMMAN CORP 7.875% 03/01/26		04/01/2022	Fidelity Reinsurance		5,135,158	4,875,000	5,764,639	5,149,523	0	(14,365)	0	(14,365)	0	5,135,158	0	0	0	191,953	03/01/2026	2.A FE

E05.10

STATEMENT AS OF JUNE 30, 2022 OF GENWORTH LIFE INSURANCE COMPANY

**SCHEDULE D - PART 4**

Show All Long-Term Bonds and Stock Sold, Redeemed or Otherwise Disposed of During the Current Quarter

1	2	3	4	5	6	7	8	9	10	Change In Book/Adjusted Carrying Value					16	17	18	19	20	21	22
										11	12	13	14	15							
CUSIP Identification	Description	Foreign	Disposal Date	Name of Purchaser	Number of Shares of Stock	Consideration	Par Value	Actual Cost	Prior Year Book/ Adjusted Carrying Value	Unrealized Valuation Increase/ (Decrease)	Current Year's (Amortization)/ Accretion	Current Year's Other Than Temporary Impairment Recognized	Total Change in Book/ Adjusted Carrying Value (11 + 12 - 13)	Total Foreign Exchange Change in Book /Adjusted Carrying Value	Book/ Adjusted Carrying Value at Disposal Date	Foreign Exchange Gain (Loss) on Disposal	Realized Gain (Loss) on Disposal	Total Gain (Loss) on Disposal	Bond Interest/ Stock Dividends Received During Year	Stated Contractual Maturity Date	NAIC Designation, NAIC Designation Modifier and SVO Administrative Symbol
..666807-BP-6	NORTHROP GRUMMAN CORP 4.030% 10/15/47		05/06/2022	CITIGROUP GLOBAL MARKETS		4,481,200	5,000,000	4,500,600	4,528,762	0	3,391	0	3,391	0	4,532,152	0	(50,952)	(50,952)	114,743	10/15/2047	2.A FE
..66938F-JU-9	WELLS FARGO COMPANY MTN J 6.750% 12/15/27		04/01/2022	Fidelity Reinsurance		4,918,628	5,000,000	4,791,150	4,915,766	0	2,863	0	2,863	0	4,918,628	0	0	0	0	12/15/2027	2.A FE
..670346-AM-7	NUCOR CORP 4.000% 08/01/23		04/25/2022	Call 101.8665		9,167,988	9,000,000	8,957,160	8,991,987	0	1,548	0	1,548	0	8,993,536	0	6,464	6,464	431,988	08/01/2023	1.G FE
..68245J-AB-6	INTACT US HOLDINGS INC ONEBEACON US HOLDINGS INC 4.600% 11/09/22		04/01/2022	Fidelity Reinsurance		4,018,349	4,000,000	4,201,143	4,025,772	0	(7,423)	0	(7,423)	0	4,018,349	0	0	0	0	11/09/2022	1.G FE
..68504W-AC-1	ORANGE LAKE TIMESHARE TRUST ON Series 144A 3.740% 11/08/30		06/08/2022	Paydown		84,751	84,751	84,739	84,742	0	9	0	9	0	84,751	0	0	0	1,331	11/08/2030	2.C FE
..69318F-AG-3	PBF HOLDING COMPANY LLC 7.250% 06/15/25		05/04/2022	Various		6,712,500	7,000,000	6,955,000	6,955,320	0	3,947	0	3,947	0	6,959,267	0	(246,767)	(246,767)	197,563	06/15/2025	4.C FE
..693304-JA-6	PECO ENERGY CO 5.700% 03/15/37		04/01/2022	Fidelity Reinsurance		9,963,175	10,000,000	9,947,400	9,962,792	0	384	0	384	0	9,963,175	0	0	0	285,000	03/15/2037	1.F FE
..693456-AN-5	PMT LOAN TRUST PMTLT_13-J1 3.566% 09/25/43		06/01/2022	Paydown		78,867	78,867	80,568	79,496	0	(629)	0	(629)	0	78,867	0	0	0	1,100	09/25/2043	1.A
..693656-AC-4	PIVH CORP 4.625% 07/10/25		05/04/2022	BARCLAYS CAPITAL INC		7,052,990	7,000,000	7,066,077	7,050,668	0	(4,724)	0	(4,724)	0	7,045,944	0	7,046	7,046	266,194	07/10/2025	2.C FE
..718546-AC-8	PHILLIPS 66 PHILLIPS 66 4.300% 04/01/22		04/01/2022	Maturity		5,000,000	5,000,000	5,444,342	5,017,371	0	(17,371)	0	(17,371)	0	5,000,000	0	0	0	107,500	04/01/2022	2.A FE
..718549-AC-2	PHILLIPS 66 CO 4.680% 02/15/45		05/09/2022	PHILLIPS 66 PARTNERS LP 4.900% 10/01/46		6,996,209	7,120,000	6,987,907	6,995,224	0	985	0	985	0	6,996,209	0	0	0	251,478	02/15/2045	2.C FE
..718549-AE-8	POTOMAC ELECTRIC POWER COMPANY POTOMAC		05/09/2022	Taxable Exchange		4,968,341	5,000,000	4,965,150	4,968,106	0	234	0	234	0	4,968,341	0	0	0	153,361	10/01/2046	2.C FE
..737679-DD-9	ELECTRIC POWER CO 3.050% 04/01/22		04/01/2022	Maturity		5,000,000	5,000,000	4,985,500	4,999,586	0	414	0	414	0	5,000,000	0	0	0	76,250	04/01/2022	1.F FE
..742651-DH-1	PRIVATE EXPORT FUNDING CORPORA PRIVATE EXPORT FUNDING CORPORA 2.800% 05/15/22		05/15/2022	Various		25,000,000	25,000,000	24,921,750	24,998,774	0	1,226	0	1,226	0	25,000,000	0	0	0	350,000	05/15/2022	1.A FE
..74353*-AA-6	AMAZON CTL (HILLWOOD INVESTMEN AMAZON CTL HILLWOOD INVESTMEN 2.695% 11/10/41		06/10/2022	Redemption 100.0000		120,904	120,904	120,904	120,904	0	0	0	0	0	120,904	0	0	0	1,361	11/10/2041	1.E S
..744448-CA-7	PUBLIC SERVICE CO OF COLORADO CORP BND 6.500% 08/01/38		04/01/2022	Fidelity Reinsurance		4,984,585	5,000,000	4,979,900	4,984,454	0	131	0	131	0	4,984,585	0	0	0	162,500	08/01/2038	1.F FE
..74955E-AB-5	RGS FUNDING CORP I & M F 9.820% 06/07/22		06/07/2022	Redemption 100.0000		22,013	22,013	25,429	22,255	0	(242)	0	(242)	0	22,013	0	0	0	1,081	06/07/2022	2.A FE
..750731-AA-9	AUTUMN WIND HQ LLC 3.744% 02/10/49		06/10/2022	Redemption 100.0000		11,302	11,302	11,302	11,302	0	0	0	0	0	11,302	0	0	0	176	02/10/2049	2.A
..75972Y-AA-9	RENAISSANCE FINANCE INC 3.700% 04/01/25		04/25/2022	BANC OF AMERICA SECURITIES LLC		2,913,195	2,900,000	2,940,890	2,918,105	0	(1,851)	0	(1,851)	0	2,916,255	0	(3,060)	(3,060)	61,399	04/01/2025	1.G FE
..760719-BH-6	HSBC USA INC 7.200% 07/15/97		04/01/2022	Fidelity Reinsurance		2,784,218	3,000,000	2,783,310	2,784,205	0	13	0	13	0	2,784,218	0	0	0	108,000	07/15/2097	1.G FE
..78409V-AW-4	S&P GLOBAL INC Series 144A 4.750% 02/15/25		04/20/2022	Call 106.1880		4,247,520	4,000,000	4,017,651	0	(803)	0	(803)	0	4,016,848	0	(16,848)	(16,848)	281,840	02/15/2025	1.G FE	
..792860-AK-4	TRAVELERS COS INC 6.750% 06/20/36		04/01/2022	Fidelity Reinsurance		7,183,027	7,000,000	7,260,680	7,184,980	0	(1,953)	0	(1,953)	0	7,183,027	0	0	0	0	06/20/2036	1.F FE
..79588T-AC-4	SAMMONS FINANCIAL GROUP INC SERIES 144A 4.450% 05/12/27		05/11/2022	AMHERST		7,061,660	7,100,000	7,096,024	7,097,653	0	142	0	142	0	7,097,795	0	(36,135)	(36,135)	158,853	05/12/2027	2.A FE
..808513-BV-6	CHARLES SCHWAB CORP 3.625% 04/01/25		06/02/2022	Various		3,011,211	3,000,000	2,999,412	2,999,472	0	57	0	57	0	2,999,529	0	11,682	11,682	67,749	04/01/2025	1.F FE
..81744N-AG-5	SEQUOIA MORTGAGE TRUST SERIES 12-6 CLASS B1 3.702% 12/25/42		06/01/2022	Paydown		159,903	159,903	163,401	160,813	0	(910)	0	(910)	0	159,903	0	0	0	1,242	12/25/2042	1.A FM
..81746G-CB-7	SEQUOIA MORTGAGE TRUST SEMT_17 Series 144A 3.724% 10/25/47		06/01/2022	Paydown		40,825	40,825	41,685	41,187	0	(363)	0	(363)	0	40,825	0	0	0	633	10/25/2047	1.A
..81746K-AG-9	SEQUOIA MORTGAGE TRUST SEMT_17 3.500% 03/25/47		06/01/2022	Paydown		406,351	406,351	398,640	403,671	0	2,680	0	2,680	0	406,351	0	0	0	5,154	03/25/2047	1.A
..81746K-CB-8	SEQUOIA MORTGAGE TRUST SEMT_17 3.564% 03/25/47		06/01/2022	Paydown		202,568	202,568	197,811	199,734	0	2,834	0	2,834	0	202,568	0	0	0	2,689	03/25/2047	1.A
..82280Q-AC-5	SHELLPOINT CO-ORIGINATOR TRUST SHELLPOINT CO-ORIGINATOR TRUST 3.500% 08/25/45		06/01/2022	Paydown		42,278	42,278	42,436	42,332	0	(54)	0	(54)	0	42,278	0	0	0	554	08/25/2045	1.A
..82281E-BX-4	SHELLPOINT CO-ORIGINATOR TRUST SHELLPOINT CO-ORIGINATOR TRUST 3.598% 11/25/46		06/01/2022	Paydown		131,920	131,920	130,466	130,886	0	1,034	0	1,034	0	131,920	0	0	0	2,002	11/25/2046	1.A

STATEMENT AS OF JUNE 30, 2022 OF GENWORTH LIFE INSURANCE COMPANY

**SCHEDULE D - PART 4**

Show All Long-Term Bonds and Stock Sold, Redeemed or Otherwise Disposed of During the Current Quarter

1	2	3	4	5	6	7	8	9	10	Change In Book/Adjusted Carrying Value					16	17	18	19	20	21	22
										11	12	13	14	15							
CUSIP Identification	Description	Foreign	Disposal Date	Name of Purchaser	Number of Shares of Stock	Consideration	Par Value	Actual Cost	Prior Year Book/ Adjusted Carrying Value	Unrealized Valuation Increase/ (Decrease)	Current Year's (Amortization)/ Accretion	Current Year's Other Than Temporary Impairment Recognized	Total Change in Book/ Adjusted Carrying Value (11 + 12 - 13)	Total Foreign Exchange Change in Book /Adjusted Carrying Value	Book/ Adjusted Carrying Value at Disposal Date	Foreign Exchange Gain (Loss) on Disposal	Realized Gain (Loss) on Disposal	Total Gain (Loss) on Disposal	Bond Interest/ Stock Dividends Received During Year	Stated Contractual Maturity Date	NAIC Designation, NAIC Designation Modifier and SVO Administrative Symbol
826525-AC-1	SIERRA RECEIVABLES FUNDING COM Series 144A 3.510% 07/20/37		06/20/2022	Paydown		120,324	120,324	120,309	120,312	0	12	0	12	0	120,324	0	0	0	1,728	07/20/2037	2.B FE
826525-AD-9	SIERRA RECEIVABLES FUNDING COM Series 144A 6.590% 07/20/37		06/20/2022	Paydown		66,847	66,847	66,830	66,833	0	14	0	14	0	66,847	0	0	0	1,802	07/20/2037	3.B FE
82652M-AC-4	SIERRA RECEIVABLES FUNDING COM Series 144A 3.120% 05/20/36		06/20/2022	Paydown		154,318	154,318	152,196	152,619	0	1,700	0	1,700	0	154,318	0	0	0	1,969	05/20/2036	2.B FE
82652N-AB-4	SIERRA RECEIVABLES FUNDING COM Series 144A 2.750% 07/15/38		06/20/2022	Paydown		192,904	192,904	192,868	192,876	0	28	0	28	0	192,904	0	0	0	2,186	07/15/2038	1.F FE
82652N-AC-2	SIERRA RECEIVABLES FUNDING COM Series 144A 3.000% 08/20/36		06/20/2022	Paydown		192,904	192,904	190,252	190,764	0	2,140	0	2,140	0	192,904	0	0	0	2,384	08/20/2036	2.B FE
82652Q-AC-5	SIERRA TIMESHARE RECEIVABLES F Series 144A 1.790% 11/20/37		06/20/2022	Paydown		382,541	382,541	382,490	382,497	0	43	0	43	0	382,541	0	0	0	2,249	11/20/2037	2.B FE
82652Q-AD-3	SIERRA TIMESHARE RECEIVABLES F Series 144A 3.170% 11/20/37		06/20/2022	Paydown		396,579	396,579	396,462	396,476	0	103	0	103	0	396,579	0	0	0	5,178	11/20/2037	3.B FE
82652T-AC-9	SIERRA TIMESHARE RECEIVABLES F Series 144A 3.940% 10/20/38		06/20/2022	Paydown		929,700	929,700	929,552	0	0	148	0	148	0	929,700	0	0	0	5,563	10/20/2038	2.B FE
82652T-AD-7	SIERRA TIMESHARE RECEIVABLES F Series 144A 6.000% 10/20/38		06/20/2022	Paydown		1,549,499	1,549,499	1,549,395	0	0	104	0	104	0	1,549,499	0	0	0	14,119	10/20/2038	3.B FE
82653D-AB-5	SIERRA RECEIVABLES FUNDING COM Series 144A 3.650% 06/20/35		06/20/2022	Paydown		39,487	39,487	39,482	39,483	0	3	0	3	0	39,487	0	0	0	241	06/20/2035	1.F FE
82653E-AC-1	SIERRA RECEIVABLES FUNDING COM Series 144A 3.770% 01/20/36		06/20/2022	Paydown		110,845	110,845	111,364	111,258	0	(413)	0	(413)	0	110,845	0	0	0	1,731	01/20/2036	2.B FE
82653G-AD-4	SIERRA RECEIVABLES FUNDING COM Series 144A 5.200% 09/20/35		06/20/2022	Paydown		145,429	145,429	145,427	145,424	0	5	0	5	0	145,429	0	0	0	3,134	09/20/2035	3.B FE
83546D-AJ-7	SONIC CAPITAL LLC SONIC_20-1A Series 144A 4.336% 01/20/50		06/20/2022	Paydown	100.0000	15,000	15,000	15,000	15,000	0	0	0	0	0	15,000	0	0	0	271	01/20/2050	2.B FE
84334#-AA-5	SOUTHERN MARYLAND ELECTRIC COO SOUTHERN MARYLAND ELECTRIC COO 4.000% 04/16/48		04/16/2022	Redemption	100.0000	40,287	40,287	40,287	40,287	0	0	0	0	0	40,287	0	0	0	806	04/16/2048	2.A
844895-AV-4	SOUTHWEST GAS CORP 3.875% 04/01/22		04/01/2022	Maturity		7,000,000	7,000,000	6,997,620	6,999,932	0	68	0	68	0	7,000,000	0	0	0	135,625	04/01/2022	2.A FE
848609-AA-1	SPIRITS OF ST LOUIS BASKETBALL SPIRITS NEWCO LLC 5.300% 06/30/36		06/30/2022	Redemption	100.0000	55,008	55,008	55,008	55,008	0	0	0	0	0	55,008	0	0	0	1,458	06/30/2036	2.C PL
84929#-AA-6	SPOWER FINANCE I LLC 4.550% 12/31/36		06/30/2022	Redemption	100.0000	128,243	128,243	128,243	128,243	0	0	0	0	0	128,243	0	0	0	2,918	12/31/2036	3.A Z
84929*-AA-0	SPOWER FINANCE 2 LLC SPOWER FINANCE II LLC 4.960% 12/31/41		06/30/2022	Redemption	100.0000	221,914	221,914	221,914	221,914	0	0	0	0	0	221,914	0	0	0	5,503	12/31/2041	3.C PL
858271-A*-0	STEELRIVER TRANSMISSION COMPAN STEELRIVER TRANSMISSION COMPAN 3.820% 06/30/47		06/30/2022	Redemption	100.0000	37,318	37,318	37,318	37,318	0	0	0	0	0	37,318	0	0	0	713	06/30/2047	2.B PL
86192*-AA-5	STONEHENGE CAPITAL FUND CONNEC 8.124% 12/15/23		06/15/2022	Various		214,433	214,433	214,433	214,433	0	0	0	0	0	214,433	0	0	0	8,710	12/15/2023	1.A FE
872480-AE-8	TIF FUNDING II LLC TIF_21-1A Series 144A 1.650% 02/20/46		06/20/2022	Paydown		96,875	96,875	96,863	96,864	0	11	0	11	0	96,875	0	0	0	533	02/20/2046	1.F FE
87305Q-CD-1	TX COMPANY Series 144A 3.050% 11/15/22		05/11/2022	Call	100.6590	7,046,130	7,000,000	6,990,890	6,999,087	0	374	0	374	0	6,999,460	0	540	540	150,508	11/15/2022	1.F FE
87342R-AC-8	TACO BELL FUNDING BELL_16-1A 4.970% 05/25/46		05/25/2022	Paydown		25,000	25,000	25,000	25,000	0	0	0	0	0	25,000	0	0	0	621	05/25/2046	2.B FE
87342R-AE-4	TACO BELL FUNDING LLC BELL_18- Series 144A 4.940% 11/25/48		05/25/2022	Paydown		25,000	25,000	25,000	25,000	0	0	0	0	0	25,000	0	0	0	618	11/25/2048	2.B FE
87407R-AA-4	TAL ADVANTAGE LLC TAL_20-1A Series 144A 2.050% 09/20/45		06/20/2022	Paydown		131,250	131,250	131,198	131,206	0	44	0	44	0	131,250	0	0	0	897	09/20/2045	1.F FE
87407R-AC-0	TAL ADVANTAGE LLC TAL_20-1A Series 144A 3.290% 09/20/45		06/20/2022	Paydown		72,188	72,188	72,171	72,174	0	14	0	14	0	72,188	0	0	0	990	09/20/2045	2.B FE
87612B-BJ-0	TARGA RESOURCES PARTNERS LP 5.875% 04/15/26		04/21/2022	Call	102.9380	3,088,140	3,000,000	3,000,000	3,000,000	0	0	0	0	0	3,000,000	0	0	0	179,692	04/15/2026	2.C FE
87612E-AK-2	TARGET CORPORATION 6.350% 11/01/32		04/01/2022	Fidelity Reinsurance Transfer		2,113,794	2,000,000	2,198,400	2,115,741	0	(1,947)	0	(1,947)	0	2,113,794	0	0	0	0	11/01/2032	1.F FE

E05.12

STATEMENT AS OF JUNE 30, 2022 OF GENWORTH LIFE INSURANCE COMPANY

**SCHEDULE D - PART 4**

Show All Long-Term Bonds and Stock Sold, Redeemed or Otherwise Disposed of During the Current Quarter

1	2	3	4	5	6	7	8	9	10	Change In Book/Adjusted Carrying Value					16	17	18	19	20	21	22
										11	12	13	14	15							
CUSIP Identification	Description	Foreign	Disposal Date	Name of Purchaser	Number of Shares of Stock	Consideration	Par Value	Actual Cost	Prior Year Book/Adjusted Carrying Value	Unrealized Valuation Increase/(Decrease)	Current Year's (Amortization)/Accretion	Current Year's Other Than Temporary Impairment Recognized	Total Change in Book/Adjusted Carrying Value (11 + 12 - 13)	Total Foreign Exchange Change in Book /Adjusted Carrying Value	Book/Adjusted Carrying Value at Disposal Date	Foreign Exchange Gain (Loss) on Disposal	Realized Gain (Loss) on Disposal	Total Gain (Loss) on Disposal	Bond Interest/Stock Dividends Received During Year	Stated Contractual Maturity Date	NAIC Designation, NAIC Designation Modifier and SVO Administrative Symbol
879369-AF-3	TELEFLEX INC TELEFLEX INCORPORATED 4.625% 11/15/27		04/11/2022	J.P. MORGAN SECURITIES INC		1,975,000	2,000,000	1,900,000	1,931,886	0	2,811	0	2,811	0	1,934,696	0	40,304	40,304	38,028	11/15/2027	3.B FE
88315L-AF-5	TEXTAINER MARINE CONTAINERS LT Series 144A 4.940% 08/21/45		06/20/2022	Paydown		50,868	50,868	50,852	50,854	0	14	0	14	0	50,868	0	0	0	1,047	08/21/2045	2.B FE
883556-BY-7	THERMO FISHER SCIENTIFIC INC THERMO FISHER SCIENTIFIC INC 4.100% 08/15/47		05/04/2022	MORGAN STANLEY Redemption 100.0000		2,402,075	2,500,000	2,341,275	2,350,284	0	1,085	0	1,085	0	2,351,369	0	50,706	50,706	74,313	08/15/2047	2.A FE
89307#-AA-7	TRANS BAY CABLE LLC 2.930% 06/30/47		06/30/2022	Fidelity Reinsurance Transfer		108,747	108,747	108,747	108,747	0	0	0	0	0	108,747	0	0	0	1,593	06/30/2047	1.E PL
89417E-AD-1	TRAVELERS COS INC MTN 6.250% 06/15/37		04/01/2022	TRAVELERS PROPERTY CASUALTY CO 6.375% 03/15/33		6,436,577	6,500,000	6,412,120	6,435,961	0	616	0	616	0	6,436,577	0	0	0	0	06/15/2037	1.F FE
89420G-AE-9	TRI-STATE GENERATION & TRANSMI 144A 6.000% 06/15/40		04/01/2022	Various		2,017,875	2,000,000	2,030,500	2,018,155	0	(280)	0	(280)	0	2,017,875	0	0	0	63,750	03/15/2033	1.F FE
89566E-AD-0	TRISTATE GEN&TRANS ASSN 4.700% 11/01/44		04/05/2022	SEAPORT GROUP		3,900,785	3,500,000	3,754,240	3,701,261	0	(1,903)	0	(1,903)	0	3,699,358	0	201,427	201,427	72,333	06/15/2040	1.G FE
89566E-AH-1	TRITON CONTAINER FINANCE LLC T Series 144A 2.110% 09/20/45		06/20/2022	Paydown		3,052,920	3,000,000	3,073,800	3,066,500	0	(461)	0	(461)	0	3,066,039	0	(13,119)	(13,119)	61,100	11/01/2044	1.G FE
89680H-AA-0	TRITON CONTAINER FINANCE LLC T Series 144A 3.740% 09/20/45		06/20/2022	Paydown		233,750	233,750	233,706	233,713	0	37	0	37	0	233,750	0	0	0	1,644	09/20/2045	1.F FE
89680H-AB-8	UBS-BARCLAYS COMMERCIAL MORTGAGE T 3.649% 03/10/46		06/20/2022	Paydown		106,250	106,250	106,231	106,234	0	17	0	17	0	106,250	0	0	0	1,656	09/20/2045	2.B FE
90270Y-AG-4	US AIRWAYS GROUP INCOLD 7.125% 10/22/23		05/16/2022	ROBERT BAIRD & COMPANY Redemption 100.0000		8,730,000	9,000,000	9,269,968	9,027,234	0	(12,027)	0	(12,027)	0	9,015,207	0	(285,207)	(285,207)	152,333	03/10/2046	1.D
903436-AA-1	UNILEVER CAPITAL CORP 5.900% 11/15/32		04/22/2022	Fidelity Reinsurance Transfer		191,525	191,525	191,525	191,525	0	0	0	0	0	191,525	0	0	0	6,823	10/22/2023	3.B FE
904764-AH-0	US BANCORP 2.950% 07/15/22		04/01/2022	Various		6,143,311	6,000,000	6,259,660	6,145,777	0	(2,466)	0	(2,466)	0	6,143,311	0	0	0	0	11/15/2032	1.E FE
91159J-AA-4	VSE V01 MORTGAGE LLC VSTNA_18- Series 144A 4.020% 02/20/36		06/15/2022	Call 100.0000		3,000,000	3,000,000	2,990,490	2,999,412	0	498	0	498	0	2,999,909	0	91	91	81,125	07/15/2022	1.F FE
918286-AC-9	VSE V01 MORTGAGE LLC VSTNA_16- Series 144A 2.930% 03/20/35		06/20/2022	Paydown		79,634	79,634	79,623	79,626	0	8	0	8	0	79,634	0	0	0	1,338	02/20/2036	2.B FE
918286-AC-5	VISTA RIDGE LLC / CENTRAL TEXA VISTA RIDGE LLC / CENTRAL TEXA 2.570% 10/14/49		06/20/2022	Paydown		139,198	139,198	139,198	139,195	0	3	0	3	0	139,198	0	0	0	1,685	03/20/2035	2.B FE
928388-AA-1	WESTROCK CO 4.900% 03/15/29		04/01/2022	Redemption 100.0000		35,528	35,528	35,528	35,528	0	0	0	0	0	35,528	0	0	0	228	10/14/2049	1.F PL
92940P-AD-6	WALGREENS CTL 5.990% 02/15/30		05/04/2022	GOLDMAN SACHS & CO		10,233,300	10,000,000	9,995,100	9,996,262	0	150	0	150	0	9,996,411	0	236,889	236,889	314,417	03/15/2029	2.B FE
93144*-AA-0	WASHINGTON GAS LIGHT CO MTN D 6.810%		06/15/2022	Various		28,621	28,621	28,621	28,621	0	0	0	0	0	28,621	0	0	0	715	02/15/2030	2.B
93884P-CU-2	WACHOVIA CORPORATION V 2005-1 5.480%		04/01/2022	Fidelity Reinsurance Transfer		4,839,434	5,000,000	4,600,650	4,834,177	0	5,257	0	5,257	0	4,839,434	0	0	0	170,250	03/13/2028	1.G FE
94973V-AX-5	LEGG MASON LEASE BACKED PASS T 2002-CTL-20 6.650% 08/01/27		05/15/2022	Maturity		8,000,000	8,000,000	8,075,990	8,003,283	0	(3,283)	0	(3,283)	0	8,000,000	0	0	0	125,000	05/15/2022	2.B FE
94978#-AT-4	WLS FRGO NRTHWST CAP. LEASE FUNDING 2003-CTL-02 5.789% 11/15/27		06/01/2022	Various		130,021	130,021	130,021	130,021	0	0	0	0	0	130,021	0	0	0	4,784	08/01/2027	2.B
94978#-BJ-5	WACHOVIA CORPORATION V 2005-1 5.480%		06/15/2022	Redemption 100.0000		118,984	118,984	112,834	118,247	0	737	0	737	0	118,984	0	0	0	2,872	11/15/2027	2.A
94978#-CZ-8	WACHOVIA CORPORATION V 2005-1 5.480%		01/02/25	Various		(1,512)	(1,512)	(1,512)	(1,512)	0	0	0	0	0	(1,512)	0	0	0	7,827	01/02/2025	1.D
94978#-DC-8	WACHOVIA CORPORATION V 2005-1 5.480%		06/02/2022	Call 100.0000		9,562	9,562	9,562	9,562	0	0	0	0	0	9,562	0	0	0	479	01/02/2025	1.D
94978#-DC-8	WACHOVIA CORPORATION V 2005-1 5.480%		01/02/25	Various		(2,527)	(2,527)	(2,527)	(2,527)	0	0	0	0	0	(2,527)	0	0	0	9,895	01/02/2025	1.D
94988Q-AN-1	WFCM_13-LC12 WELLS FARGO COMMERCIAL MORTGAG 4.434% 07/15/46		05/03/2022	GOLDMAN SACHS & CO		4,975,000	5,000,000	5,039,825	5,000,238	0	(2,093)	0	(2,093)	0	4,998,146	0	(23,146)	(23,146)	74,776	07/15/2046	1.A
95058X-AE-8	WENDYS FUNDING LLC WEN_18-1A Series 144A 3.884% 03/15/48		06/15/2022	Paydown		12,500	12,500	12,500	12,500	0	0	0	0	0	12,500	0	0	0	243	03/15/2048	2.B FE
95058X-AP-3	WENDYS FUNDING LLC WEN_22-1A 144A - Pvt Highly Mktble 4.535% 03/15/52		05/10/2022	J.P. MORGAN SECURITIES INC		5,814,141	6,000,000	6,000,000	0	0	0	0	0	0	6,000,000	0	(185,859)	(185,859)	30,989	03/15/2052	2.B FE

E05.13



## STATEMENT AS OF JUNE 30, 2022 OF GENWORTH LIFE INSURANCE COMPANY

## SCHEDULE D - PART 4

Show All Long-Term Bonds and Stock Sold, Redeemed or Otherwise Disposed of During the Current Quarter

1	2	3	4	5	6	7	8	9	10	Change In Book/Adjusted Carrying Value					16	17	18	19	20	21	22
										11	12	13	14	15							
CUSIP Identification	Description	Foreign	Disposal Date	Name of Purchaser	Number of Shares of Stock	Consideration	Par Value	Actual Cost	Prior Year Book/Adjusted Carrying Value	Unrealized Valuation Increase/(Decrease)	Current Year's (Amortization)/Accretion	Current Year's Other Than Temporary Impairment Recognized	Total Change in Book/Adjusted Carrying Value (11 + 12 - 13)	Total Foreign Exchange Change in Book /Adjusted Carrying Value	Book/ Adjusted Carrying Value at Disposal Date	Foreign Exchange Gain (Loss) on Disposal	Realized Gain (Loss) on Disposal	Total Gain (Loss) on Disposal	Bond Interest/ Stock Dividends Received During Year	Stated Contractual Maturity Date	NAIC Designation, NAIC Designation Modifier and SVO Administrative Symbol
958102-AM-7	WESTERN DIGITAL CORP WESTERN DIGITAL CORPORATION 4.750% 02/15/26		05/23/2022	Various		14,402,150	14,570,000	14,477,500	14,516,363	0	4,695	0	4,695	0	14,521,058	0	(118,908)	(118,908)	527,841	02/15/2026	2.C FE
960413-AF-9	WESTLAKE CHEMICAL CORP 3.600% 07/15/22		05/16/2022	Call	100,000		7,500,000	7,500,000	7,503,615	0	(240)	0	(240)	0	7,499,957	0	43	43	224,250	07/15/2022	2.B FE
96332H-CE-7	WHIRLPOOL CORP 4.700% 06/01/22		06/01/2022	Maturity		4,000,000	4,000,000	3,999,700	3,999,984	0	.16	0	.16	0	4,000,000	0	0	0	94,000	06/01/2022	2.B FE
96926J-AE-7	WILLIAM CARTER COMPANY Series 144A 5.500% 05/15/25		04/04/2022	Call	103,1356		3,094,068	3,000,000	3,000,000	0	0	0	0	0	3,000,000	0	0	0	157,776	05/15/2025	3.B FE
97651J-BB-1	WINWATER MORTGAGE LOAN TRUST W WIN_15-3 3.860% 03/20/45		06/01/2022	Paydown		184,959	184,959	187,582	186,988	0	(2,028)	0	(2,028)	0	184,959	0	0	0	2,737	03/20/2045	1.A
97652P-AA-9	WINWATER MORTGAGE LOAN TRUST W WINWATER MORTGAGE LOAN TRUST W 3.908% 06/20/44		06/01/2022	Paydown		14,115	14,115	14,591	14,305	0	(190)	0	(190)	0	14,115	0	0	0	266	06/20/2044	1.A
976656-BW-7	WISCONSIN ELECTRIC POWER CO 5.625% 05/15/33		04/01/2022	Fidelity Reinsurance Transfer		1,517,868	1,544,000	1,500,660	1,517,454	0	414	0	414	0	1,517,868	0	0	0	0	05/15/2033	1.G FE
98385X-AQ-9	XTO ENERGY INC. 6.375% 06/15/38		04/01/2022	Fidelity Reinsurance Transfer		3,038,143	2,900,000	3,083,686	3,039,407	0	(1,264)	0	(1,264)	0	3,038,143	0	0	0	0	06/15/2038	1.D FE
98968P-AB-8	ZIMMER HOLDINGS INC 5.750% 11/30/39		04/01/2022	Fidelity Reinsurance Transfer		4,993,387	5,000,000	4,991,300	4,993,333	0	54	0	54	0	4,993,387	0	0	0	143,750	11/30/2039	2.B FE
98978V-AP-8	ZOETIS INC 4.450% 08/20/48		05/19/2022	J.P. MORGAN SECURITIES INC		4,822,550	5,000,000	4,813,500	4,823,728	0	1,322	0	1,322	0	4,825,050	0	(2,500)	(2,500)	168,729	08/20/2048	2.A FE
Y8564*-AB-0	TEEKAY SHUTTLE TANKER FINANCE TEEKAY SHUTTLE TANKER FINANCE 4.960% 12/31/23		06/30/2022	Redemption	100,000		324,220	324,220	324,220	0	0	0	0	0	324,220	0	0	0	8,041	12/31/2023	2.C FE
136385-AL-5	CANADIAN NATL RESOURCES 6.250% 03/15/38	A	04/01/2022	Fidelity Reinsurance Transfer		18,407,691	18,500,000	18,374,755	18,406,862	0	829	0	829	0	18,407,691	0	0	0	578,125	03/15/2038	2.B FE
44881H-EU-4	HYDRO-QUEBEC MTNB 8.400% 03/28/25	A	04/01/2022	Fidelity Reinsurance Transfer		5,247,034	5,000,000	6,092,050	5,265,368	0	(18,334)	0	(18,334)	0	5,247,034	0	0	0	210,000	03/28/2025	1.D FE
867229-AD-8	SUNCOR ENERGY INC. 5.950% 12/01/34	A	05/03/2022	Various		7,351,004	6,800,000	6,734,004	6,764,575	0	432	0	432	0	6,765,008	0	585,996	585,996	173,079	12/01/2034	2.A FE
87425E-AK-9	REPSOL OIL & GAS CANADA 6.250% 02/01/38	A	06/28/2022	Call	129,8860		2,597,720	2,000,000	2,049,400	0	(698)	0	(698)	0	2,037,180	0	(37,180)	(37,180)	711,262	02/01/2038	2.B FE
00289L-AA-3	ABENGOA TRANSMISSION SUR SA 6.875% 04/30/43		04/30/2022	Redemption	100,000		27,690	27,690	27,686	0	.4	0	.4	0	27,690	0	0	0	952	04/30/2043	2.B FE
034863-AT-7	ANGLO AMERICAN CAPITAL PLC Series 144A 4.000% 09/11/27	C	05/09/2022	JEFFRIES & COMPANY INC		2,431,600	2,500,000	2,466,275	2,473,188	0	1,499	0	1,499	0	2,474,687	0	(43,087)	(43,087)	66,867	09/11/2027	2.B FE
046353-AG-3	ASTRAZENECA PLC ASTRAZENECA PLC 4.000% 09/18/42	D	05/09/2022	MORGAN STANLEY		1,850,400	2,000,000	1,807,460	1,840,348	0	1,667	0	1,667	0	1,842,015	0	8,385	8,385	51,778	09/18/2042	2.A FE
046353-AU-2	ASTRAZENECA PLC 4.375% 08/17/48	D	05/10/2022	Various		7,872,240	8,000,000	7,386,000	7,418,317	0	3,901	0	3,901	0	7,422,218	0	450,022	450,022	257,274	08/17/2048	2.A FE
055650-DB-1	BP CAPITAL MARKETS PLC 3.119% 05/04/26	C	06/30/2022	Call	100,9561		5,580,853	5,528,000	5,958,078	0	(37,043)	0	(37,043)	0	5,806,603	0	(278,603)	(278,603)	165,883	05/04/2026	1.G FE
05674X-AA-9	SUZANO AUSTRIA GMBH Series 144A 5.750% 07/14/26	C	05/25/2022	BNP PARISBAS		3,692,500	3,500,000	3,782,765	3,659,421	0	(12,882)	0	(12,882)	0	3,646,539	0	45,961	45,961	174,976	07/14/2026	2.C FE
067316-AF-6	BACARDI LTD Series 144A 4.700% 05/15/28	C	05/04/2022	BARCLAYS CAPITAL INC		5,002,750	5,000,000	4,984,050	4,989,119	0	509	0	509	0	4,989,628	0	13,122	13,122	111,625	05/15/2028	2.C FE
09228Y-AB-8	BLACKBIRD CAPITAL AIRCRAFT BBI BLACKBIRD CAPITAL AIRCRAFT BBI 4.213% 12/15/41	C	05/15/2022	Paydown		50,402	50,402	50,402	50,402	0	0	0	0	0	50,402	0	0	0	736	12/15/2041	1.G FE
12807C-AA-1	CAL FUNDING IV LTD CAI_20-1A Series 144A 2.220% 09/25/45	C	06/25/2022	Paydown		255,000	255,000	254,942	254,954	0	46	0	46	0	255,000	0	0	0	1,887	09/25/2045	1.F FE
12807C-AC-7	CAL FUNDING IV LTD CAI_20-1A Series 144A 3.500% 09/25/45	C	06/25/2022	Paydown		74,375	74,375	74,343	74,349	0	26	0	26	0	74,375	0	0	0	1,085	09/25/2045	2.B FE
14987V-AA-7	CBAM CLO MANAGEMENT CBAM_19-9A Series 144A 2.324% 02/12/30	C	04/15/2022	Paydown		51,603	51,603	50,894	51,180	0	424	0	424	0	51,603	0	0	0	381	02/12/2030	1.A FE
21987B-AY-4	CITIGROUP GLOBAL MARKETS		05/10/2022	Various		8,600,000	10,000,000	9,305,400	9,337,911	0	4,360	0	4,360	0	9,342,271	0	(742,271)	(742,271)	336,632	02/05/2049	1.G FE
23636T-AA-8	DANONE Series 144A 3.000% 06/15/22	D	06/15/2022	Various		7,900,000	7,900,000	7,879,466	7,898,935	0	1,065	0	1,065	0	7,900,000	0	0	0	118,500	06/15/2022	2.A FE
294829-AA-4	ERICSSON LM TELEFONAKTIEBOLAGET LM ERICSSO 4.125% 05/15/22	D	05/15/2022	Various		3,000,000	3,000,000	2,987,550	2,999,445	0	555	0	555	0	3,000,000	0	0	0	61,875	05/15/2022	2.C FE
37254B-AB-6	GENPACT LUXEMBOURG SARL 3.700% 04/01/22	D	04/01/2022	Maturity		7,555,000	7,555,000	7,622,969	7,558,280	0	(3,280)	0	(3,280)	0	7,555,000	0	0	0	139,768	04/01/2022	2.C FE
377373-AD-7	GLAXOSMITHKLINE CAPITAL PLC GLAXOSMITHKLINE CAPITAL PLC 2.850% 05/08/22	D	05/08/2022	Various		10,000,000	10,000,000	10,065,750	10,002,635	0	(2,635)	0	(2,635)	0	10,000,000	0	0	0	142,500	05/08/2022	1.F FE

STATEMENT AS OF JUNE 30, 2022 OF GENWORTH LIFE INSURANCE COMPANY

**SCHEDULE D - PART 4**

Show All Long-Term Bonds and Stock Sold, Redeemed or Otherwise Disposed of During the Current Quarter

1	2	3	4	5	6	7	8	9	10	Change In Book/Adjusted Carrying Value					16	17	18	19	20	21	22
										11	12	13	14	15							
CUSIP Identification	Description	For-foreign	Disposal Date	Name of Purchaser	Number of Shares of Stock	Consideration	Par Value	Actual Cost	Prior Year Book/Adjusted Carrying Value	Unrealized Valuation Increase/(Decrease)	Current Year's (Amortization)/Accretion	Current Year's Other Than Temporary Impairment Recognized	Total Change in Book/Adjusted Carrying Value (11 + 12 - 13)	Total Foreign Exchange Change in Book /Adjusted Carrying Value	Book/Adjusted Carrying Value at Disposal Date	Foreign Exchange Gain (Loss) on Disposal	Realized Gain (Loss) on Disposal	Total Gain (Loss) on Disposal	Bond Interest/Stock Dividends Received During Year	Stated Contractual Maturity Date	NAIC Designation, NAIC Designation Modifier and SVO Administrative Symbol
37959P-AA-5	GLOBAL SC FINANCE SRL SEACO 20 Series 144A 2.170% 10/17/40	C	06/17/2022	Paydown Redemption 100.0000		148,745	148,745	148,738	148,739	0	6	0	6	0	148,745	0	0	0	1,346	10/17/2040	1.F FE
400666-AA-1	GUARA NORTE SARL Series 144A 5.198% 06/15/34	C	06/15/2022	Maturity		397,630	397,630	397,610	397,571	0	59	0	59	0	397,630	0	0	0	10,334	06/15/2034	3.A FE
423012-AA-1	HEINEKEN NV HEINEKEN NV 3.400% 04/01/22	D	04/01/2022	Maturity		5,000,000	5,000,000	4,986,550	4,999,611	0	389	0	389	0	5,000,000	0	0	0	85,000	04/01/2022	2.A FE
45605P-AM-0	INDUSTRIAL DPR FUNDING LTD BIN INDUSTRIAL DPR FUNDING LTD BIN 5.235% 04/15/26	C	04/15/2022	Paydown Redemption 100.0000		257,865	257,865	257,865	257,865	0	0	0	0	0	257,865	0	0	0	6,862	04/15/2026	2.B FE
46062N-AB-3	INTEROCEANICA IV FINANCE LTD 144A 0.000% 11/30/25	C	05/30/2022	Maturity		145,791	145,791	72,371	131,087	0	14,703	0	14,703	0	145,791	0	0	0	0	11/30/2025	2.B FE
46131N-AD-6	INVERSIONES CMPC SA INVERSIONES CMPC SA 4.500% 04/25/22	D	04/25/2022	Maturity		5,000,000	5,000,000	4,941,250	4,997,731	0	2,269	0	2,269	0	5,000,000	0	0	0	112,500	04/25/2022	2.C FE
46132F-AB-6	INVESCO FINANCE PLC 4.000% 01/30/24	C	05/05/2022	WELLS FARGO BANK		1,007,670	1,000,000	992,840	998,324	0	275	0	275	0	998,599	0	9,071	9,071	31,000	01/30/2024	2.A FE
55276V-AE-2	MDC - GMTN BV 3.250% 04/28/22	C	04/28/2022	Maturity		2,000,000	2,000,000	1,970,600	1,998,661	0	1,339	0	1,339	0	2,000,000	0	0	0	32,500	04/28/2022	1.C FE
62954H-AB-4	NXP BV/NXP FUNDING LLC/NXP USA Series 144A 4.300% 06/18/29	C	05/19/2022	Tax Free Exchange		5,984,407	6,000,000	5,979,240	5,983,698	0	709	0	709	0	5,984,407	0	0	0	108,217	06/18/2029	2.B FE
62954H-AD-0	NXP BV/NXP FUNDING LLC/NXP USA Series 144A 3.400% 05/01/30	C	05/19/2022	Tax Free Exchange		4,989,645	5,000,000	4,987,400	4,989,217	0	428	0	428	0	4,989,645	0	0	0	93,500	05/01/2030	2.B FE
62954H-AG-3	NXP BV/NXP FUNDING LLC/NXP USA Series 144A 2.500% 05/11/31	C	05/19/2022	Tax Free Exchange		4,984,411	5,000,000	4,982,850	4,983,825	0	586	0	586	0	4,984,411	0	0	0	65,278	05/11/2031	2.B FE
62954H-AH-1	NXP BV/NXP FUNDING LLC/NXP USA Series 144A 2.650% 02/15/32	C	05/19/2022	Tax Free Exchange		9,978,128	10,000,000	9,977,430	9,977,510	0	618	0	618	0	9,978,128	0	0	0	124,403	02/15/2032	2.B FE
63861V-AD-9	NATIONWIDE BUILDING SOCIETY Series 144A 2.395% 04/26/23	D	04/26/2022	Call 100.0000 Fidelity Reinsurance Transfer		2,000,000	2,000,000	2,000,000	2,000,000	0	0	0	0	0	2,000,000	0	0	0	36,220	04/26/2023	2.A FE
656531-AM-2	EQUINOR ASA 7.250% 09/23/27 OCTAGON INVESTMENT PARTNERS XX OCTAGON INVESTMENT PARTNERS XX 3.898% 04/21/31	D	04/01/2022	Call 100.0000		1,279,741	1,209,000	1,404,858	1,282,422	0	(2,682)	0	(2,682)	0	1,279,741	0	0	0	43,826	09/23/2027	1.D FE
67573A-BY-8	PEARSON FUNDING FOUR PLC Series 144A 3.750% 05/08/22	D	05/08/2022	Maturity		1,000,000	1,000,000	993,650	999,735	0	265	0	265	0	1,000,000	0	0	0	18,750	05/08/2022	2.C FE
705011-AA-2	PETRONAS CAPITAL LTD. 144A 7.875% 05/22/22	D	05/22/2022	Various CITIGROUP GLOBAL MARKETS		3,000,000	3,000,000	3,718,340	3,029,097	0	(29,097)	0	(29,097)	0	3,000,000	0	0	0	118,125	05/22/2022	1.G FE
74735K-2C-5	OREDODO INTERNATIONAL FINANCE Series 144A 4.500% 01/31/43	D	05/24/2022	Fidelity Reinsurance Transfer		2,000,000	2,000,000	1,934,000	1,939,257	0	682	0	682	0	1,939,939	0	60,061	60,061	74,000	01/31/2043	1.G FE
780097-BA-8	NATWEST GROUP PLC 4.800% 04/05/26 SCHLUMBERGER INVESTMENT SA 2.400% 08/01/22	C	04/01/2022	Call 100.0000		4,995,846	5,000,000	4,990,950	4,995,617	0	230	0	230	0	4,995,846	0	0	0	0	04/05/2026	2.A FE
806854-AD-7	TELECOM ITALIA CAPITAL 6.375% 11/15/33	D	05/02/2022	Various		2,000,000	2,000,000	1,996,640	1,996,689	0	3,311	0	3,311	0	2,000,000	0	0	0	36,133	08/01/2022	1.F FE
87927V-AF-5	TEXTAINER MARINE CONTAINERS LT TEXTAINER MARINE CONTAINERS LT 3.340% 09/20/45	C	06/20/2022	Paydown		71,190	71,190	71,182	70,542	0	648	0	648	0	71,190	0	0	0	1,189	09/20/2045	2.B FE
88315L-AH-1	TEXTAINER MARINE CONTAINERS VI Series 144A 2.520% 02/20/46	C	06/20/2022	Paydown		26,916	26,916	26,904	26,906	0	10	0	10	0	26,916	0	0	0	354	02/20/2046	2.B FE
902133-AT-4	TYCO ELECTRONICS GROUP SA TYCO ELECTRONICS GROUP SA 3.700% 02/15/26	C	04/01/2022	Fidelity Reinsurance Transfer		2,497,406	2,500,000	2,493,925	2,497,253	0	153	0	153	0	2,497,406	0	0	0	46,250	02/15/2026	1.G FE
961214-DF-7	WESTPAC BANKING CORP 4.322% 11/23/31	C	05/04/2022	BOSTON COR		6,853,967	7,000,000	7,000,000	7,000,000	0	0	0	0	0	7,000,000	0	(146,020)	(146,020)	136,983	11/23/2031	2.A FE
98420E-AC-9	XLIT LTD 4.450% 03/31/25	C	05/04/2022	BARCLAYS CAPITAL INC		2,021,880	2,000,000	1,992,660	1,997,251	0	271	0	271	0	1,997,522	0	24,358	24,358	53,400	03/31/2025	2.A FE
98420E-AC-9	XLIT LTD 4.450% 03/31/25	C	06/29/2022	Call 102.3364		3,070,091	3,000,000	3,007,650	3,003,336	0	(479)	0	(479)	0	3,002,858	0	(2,858)	(2,858)	169,845	03/31/2025	1.G FE
G1264*-AA-0	BID II CLASS A NOTE 3.500% 06/30/39	C	04/30/2022	Paydown		(319,259)	(319,259)	(319,259)	(333,944)	0	0	0	0	0	(319,259)	0	0	0	1,644	06/30/2039	1.G PL
G1264*-AB-8	BID II CLASS B NOTE 4.500% 06/30/39	C	04/30/2022	Paydown		(374,955)	(374,955)	(374,955)	(374,955)	0	0	0	0	0	(374,955)	0	0	0	0	06/30/2039	3.A FE
S8038*-AL-2	SERCO GROUP PLC 4.520% 05/14/22	C	05/14/2022	Maturity		5,749,243	5,749,243	5,701,538	5,739,349	0	9,894	0	9,894	0	5,749,243	0	0	0	129,933	05/14/2022	2.C PL
L8038*-AA-4	SBM BALEIA AZUL S.A.R.L. 5.500% 09/15/27	D	06/15/2022	Redemption 100.0000		276,750	276,750	276,750	276,750	0	0	0	0	0	276,750	0	0	0	7,611	09/15/2027	3.C

E05.15

STATEMENT AS OF JUNE 30, 2022 OF GENWORTH LIFE INSURANCE COMPANY

SCHEDULE D - PART 4

Show All Long-Term Bonds and Stock Sold, Redeemed or Otherwise Disposed of During the Current Quarter

1	2	3	4	5	6	7	8	9	10	Change In Book/Adjusted Carrying Value					16	17	18	19	20	21	22
										11	12	13	14	15							
CUSIP Identification	Description	Foreign	Disposal Date	Name of Purchaser	Number of Shares of Stock	Consideration	Par Value	Actual Cost	Prior Year Book/ Adjusted Carrying Value	Unrealized Valuation Increase/ (Decrease)	Current Year's (Amortization)/ Accretion	Current Year's Other Than Temporary Impairment Recognized	Total Change in Book/ Adjusted Carrying Value (11 + 12 - 13)	Total Foreign Exchange Change in Book /Adjusted Carrying Value	Book/ Adjusted Carrying Value at Disposal Date	Foreign Exchange Gain (Loss) on Disposal	Realized Gain (Loss) on Disposal	Total Gain (Loss) on Disposal	Bond Interest/ Stock Dividends Received During Year	Stated Contractual Maturity Date	NAIC Designation, NAIC Designation Modifier and SVO Administrative Symbol
N14928-AE-6	BOSKALIS FINANCE BV BOSKALIS FINANCE BV 3.660% 07/22/23	C	04/22/2022	TENDER		5,000,000	5,000,000	5,000,000	5,000,000	.0	.0	.0	.0	.0	5,000,000	.0	.0	.0	137,250	07/22/2023	2.B
.03974-AA-6	TABCORP FINANCE PTY LTD 4.720% 06/12/28	C	04/29/2022	TENDER		22,254	22,254	22,254	22,254	.0	.0	.0	.0	.0	22,254	.0	.0	.0	227	12/31/2034	2.B PL
.08806#-AB-3	TABCORP FINANCE PTY LTD 4.970% 06/12/33	C	06/02/2022	Taxable Exchange		20,000,000	20,000,000	20,000,000	20,000,000	.0	.0	.0	.0	.0	20,000,000	.0	.0	.0	445,778	06/12/2028	2.C FE
.08806#-AD-9	TABCORP FINANCE PTY LTD 4.970% 06/12/33	C	06/02/2022	Taxable Exchange		15,000,000	15,000,000	15,000,000	15,000,000	.0	.0	.0	.0	.0	15,000,000	.0	.0	.0	352,042	06/12/2033	2.C FE
Y68856-AB-2	PETRONAS CAPITAL LTD. REGS 7.875% 05/22/22	D	05/22/2022	Maturity		1,000,000	1,000,000	1,038,190	1,001,411	.0	(1,411)	.0	(1,411)	.0	1,000,000	.0	.0	.0	39,375	05/22/2022	1.G FE
.36161R-AX-7	GFCM LLC		06/30/2022	Paydown		1,797,761	1,797,761	1,797,761	1,797,761	.0	.0	.0	.0	.0	1,797,761	.0	.0	.0	.0	06/12/2033	1.D
.36161R-AV-1	GFCM LLC		06/30/2022	Paydown		67,966	67,966	67,966	67,966	.0	.0	.0	.0	.0	67,966	.0	.0	.0	.0	06/12/2033	4.C FE
110999999	Subtotal - Bonds - Industrial and Miscellaneous (Unaffiliated)					1,067,507,635	1,075,948,683	1,077,545,978	1,057,703,737	0	55,892	1,275,114	(1,219,222)	0	1,069,209,038	0	(4,231,426)	(4,231,426)	28,744,215	XXX	XXX
.BGII45L-1A-6	BHI Investments, LLC BHI Investments		08/28/24	Redemption	100.0000	5,408,980	5,408,980	5,354,684	5,313,590	.0	95,390	.0	95,390	.0	5,408,980	.0	.0	.0	115,440	08/28/2024	4.A PL
.BGII45L-1F-5	BHI Investments, LLC BHI Investments		08/28/24	Redemption	100.0000	1,950,615	1,950,615	1,950,615	36,133	.0	.0	.0	.0	.0	1,950,615	.0	.0	.0	21,299	08/28/2024	4.A PL
.BGII46S-TU-6	PF Baseline Fitness LLC PF Baseline Fitness LLC		03/31/24	Redemption	100.0000	9,375	9,375	9,188	9,271	.0	104	.0	104	.0	9,375	.0	.0	.0	188	03/31/2024	4.B PLGI
.BGII46S-U3-4	PF Baseline Fitness LLC PF Baseline Fitness LLC		03/31/24	Redemption	100.0000	9,387	9,387	9,199	9,289	.0	98	.0	98	.0	9,387	.0	.0	.0	141	03/31/2024	4.B PLGI
.BGII46T-59-7	Winzer Corporation Winzer Corporation		09/29/23	Redemption	100.0000	48,387	48,387	47,967	40,765	.0	243	.0	243	.0	48,387	.0	.0	.0	1,495	09/29/2023	4.A PLGI
.BGII46T-59-7	Winzer Corporation Winzer Corporation		09/29/23	Redemption	100.0000	2,016	2,016	2,016	1,309	.0	.0	.0	.0	.0	2,016	.0	.0	.0	48	09/29/2023	4.A Z
.BGII473-NR-3	Med Review Inst of America Med Review Inst of America		10/06/24	No Broker		119,231	119,231	116,846	.0	.0	2,385	.0	2,385	.0	119,231	.0	.0	.0	.0	10/06/2024	4.B PL
.BGII49M-7L-0	Nomni's Food, LLC Nomni's Food		12/01/23	Redemption	100.0000	14,169	14,169	14,027	13,999	.0	169	.0	169	.0	14,169	.0	.0	.0	197	12/01/2023	3.B PL
.BGII49V-XJ-6	G.E.T. Acquisition, LLC G.E.T. Acquisition, LLC		02/16/24	Redemption	100.0000	93,103	93,103	93,103	77,586	.0	.0	.0	.0	.0	93,103	.0	.0	.0	2,021	02/16/2024	4.A PL
.BGII4AA-BJ-8	AC&A Enterprises Holdings, LLC AC&A Enterprises Holdings		01/21/25	No Broker		2,002	2,002	2,002	2,002	.0	.0	.0	.0	.0	2,002	.0	.0	.0	36	01/21/2025	4.B PL
.BGII4AA-BR-0	AC&A Enterprises Holdings, LLC AC&A Enterprises Holdings		01/21/25	Redemption	100.0000	11,974	11,974	11,824	11,796	.0	178	.0	178	.0	11,974	.0	.0	.0	406	01/21/2025	4.C Z
.BGII4AA-BR-0	AC&A Enterprises Holdings, LLC AC&A Enterprises Holdings		01/21/25	No Broker		10,150	10,150	10,150	10,150	.0	.0	.0	.0	.0	10,150	.0	.0	.0	167	01/21/2025	4.B PL
.BGII4AA-DF-0	AC&A Enterprises Holdings, LLC AC&A Enterprises Holdings		01/21/25	No Broker		1,349	1,349	1,349	1,349	.0	.0	.0	.0	.0	1,349	.0	.0	.0	22	01/21/2025	4.B PL
.BGII4AM-9C-6	HMI Acquisition Company HMI Acquisition Company		12/28/24	Redemption	100.0000	12,641	12,641	10,789	12,047	.0	594	.0	594	.0	12,641	.0	.0	.0	124	12/28/2024	6. PL
.BGII4E4-GY-6	SupplyOne, Inc. SupplyOne		02/01/24	Redemption	100.0000	8,181	8,181	8,023	8,061	.0	120	.0	120	.0	8,181	.0	.0	.0	114	02/01/2024	4.A PLGI
.BGII4FG-7S-1	Mailsouth, Inc Mailsouth Inc		04/23/24	Redemption	100.0000	14,470	14,470	14,328	14,268	.0	166	.0	166	.0	14,470	.0	.0	.0	436	04/23/2024	4.C PL
.BGII4FG-7S-1	Mailsouth, Inc Mailsouth Inc		04/23/24	No Broker		16,920	16,920	16,920	16,878	.0	.0	.0	.0	.0	16,920	.0	.0	.0	515	04/23/2024	4.C PL
.BGII4HN-KM-2	DISA Holdings Acq Sub Corp DISA Holdings Acq Sub Corp		12/31/22	Redemption	100.0000	63,076	63,076	62,713	62,882	.0	194	.0	194	.0	63,076	.0	.0	.0	707	12/31/2022	4.B PL
.BGII4HN-KM-2	DISA Holdings Acq Sub Corp DISA Holdings Acq Sub Corp		12/31/22	Redemption	100.0000	100,922	100,922	100,340	100,612	.0	310	.0	310	.0	100,922	.0	.0	.0	1,131	12/31/2022	4.B Z
.BGII4HN-KM-2	DISA Holdings Acq Sub Corp DISA Holdings Acq Sub Corp		12/31/22	No Broker		7,207	7,207	7,207	7,207	.0	.0	.0	.0	.0	7,207	.0	.0	.0	81	12/31/2022	4.B PL
.BGII4HX-P5-2	EXT Acquisitions Inc EXT Acquisitions Inc		06/26/24	Redemption	100.0000	151,508	151,508	151,457	46,587	.0	31	.0	31	.0	151,508	.0	.0	.0	2,036	06/26/2024	4.A PL

STATEMENT AS OF JUNE 30, 2022 OF GENWORTH LIFE INSURANCE COMPANY

**SCHEDULE D - PART 4**

Show All Long-Term Bonds and Stock Sold, Redeemed or Otherwise Disposed of During the Current Quarter

1	2	3	4	5	6	7	8	9	10	Change In Book/Adjusted Carrying Value					16	17	18	19	20	21	22
										11	12	13	14	15							
CUSIP Identification	Description	For- eign	Disposal Date	Name of Purchaser	Number of Shares of Stock	Consid- eration	Par Value	Actual Cost	Prior Year Book/ Adjusted Carrying Value	Unrealized Valuation Increase/ (Decrease)	Current Year's (Amor- tization)/ Accretion	Current Year's Other Than Temporary Impairment Recogn- ized	Total Change in Book/ Adjusted Carrying Value (11 + 12 - 13)	Total Foreign Exchange Change in Book /Adjusted Carrying Value	Book/ Adjusted Carrying Value at Disposal Date	Foreign Exchange Gain (Loss) on Disposal	Realized Gain (Loss) on Disposal	Total Gain (Loss) on Disposal	Bond Interest/ Stock Dividends Received During Year	Stated Con- tractual Maturity Date	NAIC Desig- nation, NAIC Desig- nation Modifier and SVO Admini- strative Symbol
..BGW4K5-7B-6	Synoptek Synoptek 07/25/24		04/06/2022	Redemption 100.0000		277,778	277,778	277,778	0	0	0	0	0	0	277,778	0	0	0	0	07/25/2024	4.C PL
..BGW4KH-U7-3	Sara Lee Frozen Bakery Sara Lee Frozen Bakery 07/30/25		06/30/2022	Redemption 100.0000		16,256	16,256	15,886	15,919	0	337	0	337	0	16,256	0	0	0	451	07/30/2025	3.B PL
..BGW4LJ-3L-7	PS Intermediate Holdco PS Intermediate Holdco 04/27/24		06/30/2022	Redemption 100.0000		24,247	24,247	23,976	24,032	0	215	0	215	0	24,247	0	0	0	460	04/27/2024	3.C PL
..BGW4LJ-3L-7	PS Intermediate Holdco PS Intermediate Holdco 04/27/24		05/06/2022	No Broker		11,790	0	11,790	11,790	0	0	0	0	0	11,790	0	0	0	226	04/27/2024	3.C PL
..BGW4LN-97-3	Transportation Insight Transportation Insight 12/03/24		05/25/2022	Redemption 100.0000		234,916	234,916	234,916	0	0	0	0	0	0	234,916	0	0	0	1,653	12/03/2024	4.B PL
..BGW4LN-9N-8	Transportation Insight Transportation Insight 12/18/24		06/30/2022	Redemption 100.0000		15,240	15,240	15,090	14,943	0	297	0	297	0	15,240	0	0	0	303	12/18/2024	4.B PL
..BGW4LN-9V-0	Transportation Insight Transportation Insight 12/18/24		06/30/2022	Redemption 100.0000		3,490	3,490	3,455	3,457	0	34	0	34	0	3,490	0	0	0	69	12/18/2024	4.B PL
..BGW4PN-5J-7	Ubeo LLC Ubeo LLC 04/03/24		06/30/2022	Redemption 100.0000		14,889	14,889	14,592	14,593	0	296	0	296	0	14,889	0	0	0	433	04/03/2024	4.C PL
..BGW4QK-UB-1	The Pearlman Group The Pearlman Group 05/05/27		04/01/2022	Redemption 100.0000		9,440	9,440	9,251	9,396	0	44	0	44	0	9,440	0	0	0	84	05/05/2027	4.A PL
..BGW4TG-Q3-2	Marco Technologies, LLC Marco Technologies 11/24/24		04/01/2022	Redemption 100.0000		13,264	13,264	13,198	13,193	0	71	0	71	0	13,264	0	0	0	176	11/24/2024	3.B PL
..BGW4TB-Q1-5	Composite Technology Acq Composite Technology Acq 02/01/24		06/24/2022	Redemption 100.0000		204,762	204,762	204,756	30,441	0	2	0	2	0	204,762	0	0	0	2,212	02/01/2024	5.A PL
..BGW4TB-TD-6	Composite Technology Acq Composite Technology Acq 02/01/25		06/30/2022	Redemption 100.0000		20,238	20,238	19,935	20,037	0	201	0	201	0	20,238	0	0	0	470	02/01/2025	5.A PL
..BGW4TC-1M-4	The Ultimus Group Midco, LLC The Ultimus Group Midco 02/01/26		06/30/2022	Redemption 100.0000		16,775	16,775	16,593	16,615	0	160	0	160	0	16,775	0	0	0	482	02/01/2026	4.B PL
..BGW4UO-1P-1	Intelligent Medical Objects Intelligent Medical Objects 12/22/23		05/11/2022	Redemption 100.0000		4,862,500	4,862,500	4,765,250	4,815,356	0	47,144	0	47,144	0	4,862,500	0	0	0	116,115	12/22/2023	4.B PL
..BGW4UM-WG-9	Hermetic Solutions Group Hermetic Solutions Group 02/22/25		06/30/2022	Redemption 100.0000		11,383	11,383	11,270	11,283	0	100	0	100	0	11,383	0	0	0	341	02/22/2025	3.C PL
..BGW4UM-WK-0	Hermetic Solutions Group Hermetic Solutions Group 02/22/25		06/30/2022	Redemption 100.0000		171,180	171,180	171,180	171,180	0	0	0	0	0	171,180	0	0	0	4,917	02/22/2025	3.C PL
..BGW4UW-DG-8	Resolute Industrial, LLC Resolute Industrial 03/07/25		04/01/2022	Redemption 100.0000		10,714	10,714	10,500	10,525	0	190	0	190	0	10,714	0	0	0	321	03/07/2025	4.B PL
..BGW4UW-DG-8	Resolute Industrial, LLC Resolute Industrial 03/07/25		06/30/2022	Redemption 100.0000		10,714	10,714	10,500	10,525	0	190	0	190	0	10,714	0	0	0	321	03/07/2025	4.B Z
..BGW4YY-RD-2	W20 HOLDINGS, INC. W20 HOLDINGS 06/12/25		05/13/2022	Redemption 100.0000		22,586	22,586	22,174	22,212	0	374	0	374	0	22,586	0	0	0	1	06/12/2025	3.C PL
..BGW50M-M7-0	Valicor PPC Intermediate I LLC Valicor PPC Intermediate I LLC 07/24/26		06/30/2022	Redemption 100.0000		1,735	1,735	1,726	1,725	0	10	0	10	0	1,735	0	0	0	48	07/24/2026	3.C PL
..BGW50M-M8-8	Valicor PPC Intermediate I LLC Valicor PPC Intermediate I LLC 07/24/24		06/16/2022	Redemption 100.0000		182,609	182,609	181,837	77,803	0	458	0	458	0	182,609	0	0	0	1,416	07/24/2024	4.C PL
..BGW50M-M9-6	Valicor PPC Intermediate I LLC Valicor PPC Intermediate I LLC 07/24/26		06/30/2022	Redemption 100.0000		10,435	10,435	10,330	10,322	0	112	0	112	0	10,435	0	0	0	290	07/24/2026	3.C PL
..BGW513-U6-4	Evans Food Group LTD. Evans Food Group LTD. 08/02/25		05/06/2022	Redemption 100.0000		281,250	281,250	281,250	57,398	0	0	0	0	0	281,250	0	0	0	3,048	08/02/2025	4.B PL
..BGW513-UC-1	Evans Food Group LTD. Evans Food Group LTD. 08/02/25		05/06/2022	Redemption 100.0000		478,251	478,251	473,469	472,857	0	5,394	0	5,394	0	478,251	0	0	0	5,648	08/02/2025	4.B PL
..BGW52B-FJ-4	Heartland, LLC Heartland LLC 08/30/25		06/30/2022	Redemption 100.0000		20,888	20,888	20,523	20,606	0	282	0	282	0	20,888	0	0	0	597	08/30/2025	4.B PL
..BGW52C-V0-5	Heartland, LLC Heartland LLC 08/30/24		04/22/2022	Redemption 100.0000		103,570	103,570	103,570	0	0	0	0	0	0	103,570	0	0	0	1,505	08/30/2024	4.B PL
..BGW52C-V6-2	Heartland, LLC Heartland 08/30/25		06/30/2022	Redemption 100.0000		24,581	24,581	24,160	24,254	0	327	0	327	0	24,581	0	0	0	715	08/30/2025	4.B PL

E05.17

STATEMENT AS OF JUNE 30, 2022 OF GENWORTH LIFE INSURANCE COMPANY

**SCHEDULE D - PART 4**

Show All Long-Term Bonds and Stock Sold, Redeemed or Otherwise Disposed of During the Current Quarter

1	2	3	4	5	6	7	8	9	10	Change In Book/Adjusted Carrying Value					16	17	18	19	20	21	22
										11	12	13	14	15							
CUSIP Identification	Description	Foreign	Disposal Date	Name of Purchaser	Number of Shares of Stock	Consideration	Par Value	Actual Cost	Prior Year Book/ Adjusted Carrying Value	Unrealized Valuation Increase/ (Decrease)	Current Year's (Amortization)/ Accretion	Current Year's Other Than Temporary Impairment Recognized	Total Change in Book/ Adjusted Carrying Value (11 + 12 - 13)	Total Foreign Exchange Change in Book /Adjusted Carrying Value	Book/ Adjusted Carrying Value at Disposal Date	Foreign Exchange Gain (Loss) on Disposal	Realized Gain (Loss) on Disposal	Total Gain (Loss) on Disposal	Bond Interest/ Stock Dividends Received During Year	Stated Contractual Maturity Date	NAIC Designation, NAIC Designation Modifier and SVO Administrative Symbol
..BGW53C-T9-8	Apex Service Partners, LLC Apex Service Partners LLC		06/30/2022	Redemption 100.0000		35,825	35,825	35,568	35,872	0	(48)	0	(48)	0	35,825	0	0	0	759	07/31/2025	4.B PL
..BGW53C-UB-1	Apex Service Partners, LLC Apex Service Partners LLC		04/19/2022	Redemption 100.0000		21,368	21,368	21,368	9,348	0	0	0	0	0	21,368	0	0	0	334	07/31/2025	4.B PL
..BGW53T-79-5	Certified Power, Inc. Certified Power		05/05/2022	Redemption 100.0000		101,161	101,161	100,403	100,833	0	328	0	328	0	101,161	0	0	0	2,763	03/20/2023	4.B PL
..BGW55B-3S-4	DAS Purchaser 2 Corp. DAS Purchaser 2 Corp.		11/13/24	Redemption 100.0000		22,923	22,923	22,696	22,764	0	159	0	159	0	22,923	0	0	0	325	11/13/2024	4.A PL
..BGW55B-3X-3	DAS Purchaser 2 Corp. DAS Purchaser 2 Corp.		11/13/24	Redemption 100.0000		2,447	2,447	2,423	2,427	0	20	0	20	0	2,447	0	0	0	35	11/13/2024	4.A PL
..BGW56S-67-9	ECM Industries, LLC ECM Industries LLC		12/23/25	Redemption 100.0000		7,703	7,703	7,626	7,643	0	61	0	61	0	7,703	0	0	0	223	12/23/2025	4.B PL
..BGW58E-FU-7	Fresh Holdco, Inc. Fresh Holdco		01/24/26	Redemption 100.0000		22,152	22,152	21,930	22,047	0	105	0	105	0	22,152	0	0	0	557	01/24/2026	3.B PL
..BGW58R-VL-0	New ILC Dover, Inc. New ILC Dover, Inc.		01/31/26	Redemption 100.0000		2,463	2,463	2,451	2,450	0	13	0	13	0	2,463	0	0	0	40	01/31/2026	4.A PL
..BGW58R-W8-8	New ILC Dover, Inc. New ILC Dover		01/31/26	Redemption 100.0000		12,608	12,608	12,482	12,554	0	54	0	54	0	12,608	0	0	0	205	01/31/2026	4.A PL
..BGW58R-W8-8	New ILC Dover, Inc. New ILC Dover		01/31/26	Redemption 100.0000		12,608	12,608	12,482	12,554	0	54	0	54	0	12,608	0	0	0	205	01/31/2026	4.A Z
..BGW58R-W8-8	RxSense Holdings LLC RxSense Holdings LLC		03/13/26	Redemption 100.0000		12,976	12,976	12,716	12,774	0	201	0	201	0	12,976	0	0	0	392	03/13/2026	4.A Z
..BGW58R-W8-8	RxSense Holdings LLC RxSense Holdings LLC		03/13/26	Redemption 100.0000		12,976	12,976	12,716	12,774	0	201	0	201	0	12,976	0	0	0	195	03/13/2026	4.B PL
..BGW5PH-GL-0	Med Review Inst of America Med Review Inst of America		10/06/24	Redemption 100.0000		8,084	8,084	8,044	8,054	0	30	0	30	0	8,084	0	0	0	244	10/06/2024	4.B PL
..BGW619-RK-2	Fortune International, LLC Fortune International, LLC		01/17/26	Redemption 100.0000		4,248	4,248	4,220	3,427	0	28	0	28	0	4,248	0	0	0	45	01/17/2026	2.C PL
..BGW619-RK-2	Fortune International, LLC Fortune International, LLC		01/17/26	No Broker		3,179	0	3,179	2,584	0	0	0	0	0	3,179	0	0	0	33	01/17/2026	2.C PLGI
..BGW61E-BU-0	Erie Construction Mid-West LLC Erie Construction Mid-West LLC		07/30/27	Redemption 100.0000		6,810	3,405	3,371	3,372	0	3,438	0	3,438	0	6,810	0	0	0	150	07/30/2027	2.B PL
..BGW622-D8-8	World 50, Inc. World 50, Inc.		01/12/26	Redemption 100.0000		5,279	5,279	5,226	5,229	0	50	0	50	0	5,279	0	0	0	152	01/12/2026	3.C PL
..BGW623-WB-9	Orbit Purchaser LLC Orbit Purchaser LLC		10/19/24	Redemption 100.0000		2,885	2,885	2,856	2,858	0	26	0	26	0	2,885	0	0	0	38	10/19/2024	2.C PL
..BGW62D-3R-3	MidWest Eye Services, LLC MidWest Eye Services, LLC		08/20/27	Redemption 245.2259		4,794	1,955	1,935	1,936	0	2,858	0	2,858	0	4,794	0	0	0	93	08/20/2027	3.A PL
..BGW62S-0M-4	Whitsons Holding Group, LLC Whitsons Holding Group, LLC		08/27/27	Redemption 100.0000		2,508	2,508	2,477	2,478	0	31	0	31	0	2,508	0	0	0	82	08/27/2027	2.C PL
..BGW63C-NU-5	ACP Tara Holdings, Inc. ACP Tara Holdings, Inc.		09/10/27	Redemption 100.0000		3,970	3,970	3,930	3,932	0	38	0	38	0	3,970	0	0	0	110	09/10/2027	3.A PL
..BGW646-T6-4	Boardwalk Buyer LLC Boardwalk Buyer LLC		09/28/27	Redemption 100.0000		9,254	9,254	9,162	9,164	0	90	0	90	0	9,254	0	0	0	291	09/28/2027	3.A PL
..BGW648-Q9-7	SEKO Worldwide, LLC SEKO Worldwide, LLC		12/30/26	Redemption 100.0000		19,443	19,443	19,248	19,254	0	189	0	189	0	19,443	0	0	0	578	12/30/2026	3.A PL
..BGW65H-E6-5	BrightSign LLC BrightSign LLC		10/14/27	Redemption 100.0000		9,489	9,489	9,394	9,394	0	94	0	94	0	9,489	0	0	0	461	10/14/2027	3.A PL
..BGW65H-EV-0	Lamark Media Group, LLC Lamark Media Group, LLC		10/14/27	Redemption 100.0000		2,527	2,527	2,502	2,502	0	25	0	25	0	2,527	0	0	0	86	10/14/2027	3.A PL
..BGW65W-2H-1	Prosci, Inc. Prosci, Inc.		10/21/26	Redemption 100.0000		37,003	37,003	36,633	36,638	0	364	0	364	0	37,003	0	0	0	601	10/21/2026	3.B PL
..BGW65Z-5E-8	Stanton Carpet Corp. Stanton Carpet Corp.		10/01/27	Redemption 100.0000		8,947	8,947	8,858	8,860	0	87	0	87	0	8,947	0	0	0	270	10/01/2027	2.C PL

E05.18

STATEMENT AS OF JUNE 30, 2022 OF GENWORTH LIFE INSURANCE COMPANY  
**SCHEDULE D - PART 4**

Show All Long-Term Bonds and Stock Sold, Redeemed or Otherwise Disposed of During the Current Quarter

1	2	3	4	5	6	7	8	9	10	Change In Book/Adjusted Carrying Value					16	17	18	19	20	21	22
										11	12	13	14	15							
CUSIP Identification	Description	Foreign	Disposal Date	Name of Purchaser	Number of Shares of Stock	Consideration	Par Value	Actual Cost	Prior Year Book/Adjusted Carrying Value	Unrealized Valuation Increase/(Decrease)	Current Year's (Amortization)/Accretion	Current Year's Other Than Temporary Impairment Recognized	Total Change in Book/Adjusted Carrying Value (11 + 12 - 13)	Total Foreign Exchange Change in Book /Adjusted Carrying Value	Book/Adjusted Carrying Value at Disposal Date	Foreign Exchange Gain (Loss) on Disposal	Realized Gain (Loss) on Disposal	Total Gain (Loss) on Disposal	Bond Interest/Stock Dividends Received During Year	Stated Contractual Maturity Date	NAIC Designation, NAIC Designation Modifier and SVO Administrative Symbol
..BGW62-3L-6	Corbett Technology Solutions Corbett Technology Solutions 10/29/27		06/30/2022	Redemption	100.0000	4,441	4,441	4,396	3,356	.0	.44	.0	.44	.0	4,441	.0	.0	.0	120	10/29/2027	3.A PL
..BGW62-4K-7	Corbett Technology Solutions Corbett Technology Solutions 10/29/27		06/30/2022	Redemption	100.0000	2,381	2,381	2,358	2,357	.0	.24	.0	.24	.0	2,381	.0	.0	.0	72	10/29/2027	3.A PL
..BGW67N-CU-9	BCM One, Inc. BCM One, Inc. 11/17/27		06/30/2022	Redemption	100.0000	1,947	1,947	1,933	1,933	.0	.15	.0	.15	.0	1,947	.0	.0	.0	67	11/17/2027	3.A PL
..BGW67N-DD-6	BCM One, Inc. BCM One, Inc. 11/17/27		06/30/2022	Redemption	100.0000	545	545	541	.0	.0	.4	.0	.4	.0	545	.0	.0	.0	10	11/17/2027	3.A PL
..BGW67S-KK-1	NFM & J, L.P. NFM & J, L.P. 11/30/27		06/30/2022	Redemption	100.0000	18,642	18,642	18,456	18,455	.0	187	.0	187	.0	18,642	.0	.0	.0	634	11/30/2027	3.A PL
..BGW67S-LS-3	NFM & J, L.P. NFM & J, L.P. 11/30/27		06/30/2022	Redemption	100.0000	10,722	10,722	10,615	9,319	.0	109	.0	109	.0	10,722	.0	.0	.0	309	11/30/2027	3.A FE
..BGW67S-LS-3	NFM & J, L.P. NFM & J, L.P. 11/30/27		04/22/2022	No Broker		5,172	0	5,172	4,547	.0	.0	.0	.0	.0	5,172	.0	.0	.0	78	11/30/2027	3.A FE
..BGW67V-V4-8	Good2Grow LLC Good2Grow LLC 12/01/27		06/30/2022	Redemption	100.0000	37,500	37,500	37,125	37,125	.0	375	.0	375	.0	37,500	.0	.0	.0	1,037	12/01/2027	3.A FE
..BGW682-4N-9	Bradshaw International Parent Bradshaw International Parent 10/21/27		06/30/2022	Redemption	100.0000	75,000	75,000	73,125	73,133	.0	1,867	.0	1,867	.0	75,000	.0	.0	.0	2,034	10/21/2027	3.A PL
..BGW68F-5L-3	GHR Healthcare, LLC GHR Healthcare, LLC 12/09/27		06/30/2022	Redemption	100.0000	430	430	426	.0	.0	.4	.0	.4	.0	430	.0	.0	.0	2	12/09/2027	2.C FE
..BGW68F-5L-3	GHR Healthcare, LLC GHR Healthcare, LLC 12/09/27		06/16/2022	No Broker		1,450	0	1,450	.0	.0	.0	.0	.0	1,450	.0	.0	.0	1	12/09/2027	2.C FE	
..BGW68F-6G-3	Xifin, Inc. Xifin, Inc. 02/06/26		06/30/2022	Redemption	100.0000	32,241	32,241	31,838	31,839	.0	402	.0	402	.0	32,241	.0	.0	.0	1,222	02/06/2026	3.A PL
..BGW68F-7C-1	GHR Healthcare, LLC GHR Healthcare, LLC 12/09/27		06/30/2022	Redemption	100.0000	1,926	1,926	1,906	1,906	.0	19	.0	19	.0	1,926	.0	.0	.0	61	12/09/2027	2.C FE
..BGW68F-7V-9	Omni Intermediate Holdings Omni Intermediate Holdings 11/30/27		06/30/2022	Redemption	100.0000	20,009	20,009	19,784	18,759	.0	227	.0	227	.0	20,009	.0	.0	.0	279	11/30/2027	3.A FE
..BGW68F-7V-9	Omni Intermediate Holdings Omni Intermediate Holdings 11/30/27		06/24/2022	No Broker		10,175	0	10,175	8,748	.0	.0	.0	.0	10,175	.0	.0	.0	134	11/30/2027	3.A FE	
..BGW68F-80-6	Omni Intermediate Holdings Omni Intermediate Holdings 11/30/27		04/01/2022	Conversion		369,063	372,825	369,097	369,039	.0	24	.0	24	.0	369,063	.0	.0	.0	2,051	11/30/2027	4.B PLGI
..BGW68F-83-0	Omni Intermediate Holdings Omni Intermediate Holdings 11/30/27		04/01/2022	Conversion		21,710	21,931	21,712	21,708	.0	1	.0	1	.0	21,710	.0	.0	.0	121	11/30/2027	4.B PLGI
..BGW68F-83-0	Omni Intermediate Holdings Omni Intermediate Holdings 11/30/27		04/20/2022	Conversion		174,149	175,887	174,128	.0	.0	21	.0	21	.0	174,149	.0	.0	.0	0	11/30/2027	4.B Z
..BGW68F-83-0	Omni Intermediate Holdings Omni Intermediate Holdings 11/30/27		04/01/2022	No Broker		879	0	879	.0	.0	.0	.0	.0	879	.0	.0	.0	0	11/30/2027	4.B Z	
..BGW68P-UU-3	SPI LLC SPI LLC 12/21/27		06/30/2022	Redemption	100.0000	17,000	17,000	16,830	16,828	.0	172	.0	172	.0	17,000	.0	.0	.0	564	12/21/2027	2.C PL
..BGW68P-X0-6	Prime Buyer, L.L.C. 12/22/26		06/30/2022	Redemption	100.0000	14,516	14,516	14,335	14,334	.0	183	.0	183	.0	14,516	.0	.0	.0	484	12/22/2026	2.B PL
..BGW68Q-QA-0	MeritB2B LLC MeritB2B LLC 05/23/24		06/30/2022	Redemption	100.0000	91,944	91,944	91,024	91,024	.0	920	.0	920	.0	91,944	.0	.0	.0	3,021	05/23/2024	2.C PL
..BGW68Q-QA-0	MeritB2B LLC MeritB2B LLC 05/23/24		04/01/2022	Redemption	100.0000	91,944	91,944	91,024	91,024	.0	920	.0	920	.0	91,944	.0	.0	.0	1,511	05/23/2024	4.B Z
..BGW68Q-QF-9	Affinity Hospice Intermediate Affinity Hospice Intermediate 12/17/27		06/30/2022	Redemption	100.0000	14,393	14,393	14,249	14,248	.0	145	.0	145	.0	14,393	.0	.0	.0	239	12/17/2027	3.A FE
..BGW68V-GP-7	CP Turf Parent, LLC CP Turf Parent, LLC 10/25/27		06/30/2022	Redemption	100.0000	14,998	14,998	14,848	14,847	.0	151	.0	151	.0	14,998	.0	.0	.0	435	10/25/2027	3.A PL
..BGW690-VT-9	Market Performance Group Market Performance Group 12/29/26		06/30/2022	Redemption	100.0000	6,859	6,859	6,791	6,790	.0	69	.0	69	.0	6,859	.0	.0	.0	240	12/29/2026	3.A Z
..BGW691-B3-6	LYNX Franchising, LLC LYNX Franchising, LLC 12/23/26		06/30/2022	Redemption	100.0000	2,500	2,500	2,475	2,475	.0	25	.0	25	.0	2,500	.0	.0	.0	99	12/23/2026	3.B PL

EO5.19

STATEMENT AS OF JUNE 30, 2022 OF GENWORTH LIFE INSURANCE COMPANY

SCHEDULE D - PART 4

Show All Long-Term Bonds and Stock Sold, Redeemed or Otherwise Disposed of During the Current Quarter

1	2	3	4	5	6	7	8	9	10	Change In Book/Adjusted Carrying Value					16	17	18	19	20	21	22	
										11	12	13	14	15								
CUSIP Identification	Description	For- eign	Disposal Date	Name of Purchaser	Number of Shares of Stock	Consid- eration	Par Value	Actual Cost	Prior Year Book/ Adjusted Carrying Value	Unrealized Valuation Increase/ (Decrease)	Current Year's (Amor- tization)/ Accretion	Current Year's Other Than Temporary Impairment Recogn- ized	Total Change in Book/ Adjusted Carrying Value (11 + 12 - 13)	Total Foreign Exchange Change in Book /Adjusted Carrying Value	Book/ Adjusted Carrying Value at Disposal Date	Foreign Exchange Gain (Loss) on Disposal	Realized Gain (Loss) on Disposal	Total Gain (Loss) on Disposal	Bond Interest/ Stock Dividends Received During Year	Stated Con- tractual Maturity Date	NAIC Desig- nation, NAIC Desig- nation Modifier and SVO Admini- strative Symbol	
..BGW6A7-31-4	Blackbird Purchaser, Inc. Blackbird Purchaser, Inc. 04/08/26		06/30/2022	Redemption	100.0000	12,379	12,379	12,254	0	0	124	0	124	0	12,379	0	0	0	273	04/08/2026	3.C PL	
..BGW6A7-31-4	Blackbird Purchaser, Inc. Blackbird Purchaser, Inc. 04/08/26		04/01/2022	Redemption	100.0000	12,379	12,379	12,254	0	0	124	0	124	0	12,379	0	0	0	105	04/08/2026	4.B Z	
..BGW6A7-4J-4	Blackbird Purchaser, Inc. Blackbird Purchaser, Inc. 04/08/26		04/01/2022	Conversion	100.0000	1,567,673	1,583,752	1,567,915	0	0	(242)	0	(242)	0	1,567,673	0	0	0	0	04/08/2026	4.B Z	
..BGW6AN-WP-4	Fortune International, LLC Fortune International, LLC 01/17/26		06/24/2022	Redemption	100.0000	24,495	24,495	24,250	0	0	245	0	245	0	24,495	0	0	0	24	01/17/2026	4.B Z	
..BGW6AN-WP-4	Fortune International, LLC Fortune International, LLC 01/17/26		06/24/2022	No Broker Redemption	100.0000	115,476	0	115,476	0	0	0	0	0	0	115,476	0	0	0	15	01/17/2026	4.B Z	
..BGW6AZ-VE-3	CDI Acquisitionco, Inc. 12/24/24		06/30/2022	Redemption	100.0000	64,920	64,920	64,271	0	0	649	0	649	0	64,920	0	0	0	697	12/24/2024	2.A Z	
..BGW6BU-QY-5	SpendMend Holdings LLC SpendMend Holdings LLC 03/01/28		06/30/2022	Redemption	100.0000	1,982	1,982	1,962	0	0	20	0	20	0	1,982	0	0	0	45	03/01/2028	3.B Z	
..BGW6CZ-MY-7	Argano, LLC Argano, LLC 06/10/26		06/30/2022	No Broker Redemption	100.0000	11,307	0	11,307	0	0	0	0	0	0	11,307	0	0	0	36	06/10/2026	3.A Z	
..BGW6EC-QD-8	OEP Glass Purchaser, LLC OEP Glass Purchaser, LLC 04/18/28		06/30/2022	Redemption	100.0000	37,500	37,500	37,125	0	0	375	0	375	0	37,500	0	0	0	0	04/18/2028	2.A Z	
..BGW6EK-E9-2	Orthoalliance Mso, LLC Orthoalliance Mso, LLC 07/21/25		06/30/2022	Redemption	100.0000	248	248	246	0	0	2	0	2	0	248	0	0	0	1	07/21/2025	3.B Z	
..BGW6EK-E9-2	Orthoalliance Mso, LLC Orthoalliance Mso, LLC 07/21/25		05/02/2022	No Broker Redemption	100.0000	992	0	992	0	0	0	0	0	0	992	0	0	0	0	07/21/2025	3.B Z	
..BGW6FT-SR-7	CMG Holdco, LLC CMG Holdco, LLC 05/19/28		06/30/2022	Redemption	100.0000	197	197	194	0	0	3	0	3	0	197	0	0	0	0	05/19/2028	3.B Z	
..BGW6FT-SR-7	CMG Holdco, LLC CMG Holdco, LLC 05/19/28		05/19/2022	No Broker Redemption	100.0000	482	0	482	0	0	0	0	0	0	482	0	0	0	0	05/19/2028	3.B Z	
..BGW6FT-SR-7	CMG Holdco, LLC CMG Holdco, LLC 05/19/28		06/30/2022	No Broker Redemption	100.0000	788	0	788	0	0	0	0	0	0	788	0	0	0	0	05/19/2028	3.B Z	
..BGW6GA-MA-0	MidWest Eye Services, LLC MidWest Eye Services, LLC 08/20/27		06/30/2022	Redemption	100.0000	889	889	876	0	0	13	0	13	0	889	0	0	0	0	08/20/2027	3.A Z	
..BGW6GA-P6-6	Orthoalliance Mso, LLC Orthoalliance Mso, LLC 07/21/25		06/30/2022	Redemption	100.0000	3,323	3,323	3,290	0	0	33	0	33	0	3,323	0	0	0	0	07/21/2025	3.B Z	
1909999999	Subtotal - Bonds - Unaffiliated Bank Loans					18,404,340	18,218,562	18,219,972	12,903,759	0	171,970	0	171,970	0	18,404,340	0	0	0	314,194	XXX	XXX	
2509999997	Total - Bonds - Part 4					1,152,756,444	1,160,994,494	1,161,249,039	1,136,556,203	0	901,544	1,275,114	(373,570)	0	1,154,238,620	0	(4,012,199)	(4,012,199)	30,445,301	XXX	XXX	
2509999998	Total - Bonds - Part 5					XXX	XXX	XXX	XXX	XXX	XXX	XXX	XXX	XXX	XXX	XXX	XXX	XXX	XXX	XXX	XXX	XXX
2509999999	Total - Bonds					1,152,756,444	1,160,994,494	1,161,249,039	1,136,556,203	0	901,544	1,275,114	(373,570)	0	1,154,238,620	0	(4,012,199)	(4,012,199)	30,445,301	XXX	XXX	
..064058-AB-6	BANK OF NEW YORK MELLON CORP/T Perpet 4.500%		05/05/2022	MORGAN STANLEY	2,000,000.000	1,889,990	0.00	1,830,000	1,830,000	0	0	0	0	0	1,830,000	0	59,990	59,990	34,750	2.A FE		
4019999999	Subtotal - Preferred Stocks - Industrial and Miscellaneous (Unaffiliated) Perpetual Preferred					1,889,990	XXX	1,830,000	1,830,000	0	0	0	0	0	1,830,000	0	59,990	59,990	34,750	XXX	XXX	
4509999997	Total - Preferred Stocks - Part 4					1,889,990	XXX	1,830,000	1,830,000	0	0	0	0	0	1,830,000	0	59,990	59,990	34,750	XXX	XXX	
4509999998	Total - Preferred Stocks - Part 5					XXX	XXX	XXX	XXX	XXX	XXX	XXX	XXX	XXX	XXX	XXX	XXX	XXX	XXX	XXX	XXX	XXX
4509999999	Total - Preferred Stocks					1,889,990	XXX	1,830,000	1,830,000	0	0	0	0	0	1,830,000	0	59,990	59,990	34,750	XXX	XXX	
..313388-10-6	FEDERAL HOME LOAN BANK OF PITT		04/06/2022	FEDERAL HOME LIFE	2,244.000	224,400	224,400	224,400	224,400	0	0	0	0	0	224,400	0	0	0	1,677	XXX	XXX	
..770700-10-2	ROBINHOOD MARKETS INC		06/01/2022	CORPORATE ACTION	89,420.000	875,259	875,259	918,344	918,344	0	0	0	0	0	918,344	0	(43,085)	(43,085)	0	XXX	XXX	
5019999999	Subtotal - Common Stocks - Industrial and Miscellaneous (Unaffiliated) Publicly Traded					1,099,659	XXX	1,142,744	224,400	0	0	0	0	0	1,142,744	0	(43,085)	(43,085)	1,677	XXX	XXX	
5989999997	Total - Common Stocks - Part 4					1,099,659	XXX	1,142,744	224,400	0	0	0	0	0	1,142,744	0	(43,085)	(43,085)	1,677	XXX	XXX	
5989999998	Total - Common Stocks - Part 5					XXX	XXX	XXX	XXX	XXX	XXX	XXX	XXX	XXX	XXX	XXX	XXX	XXX	XXX	XXX	XXX	XXX
5989999999	Total - Common Stocks					1,099,659	XXX	1,142,744	224,400	0	0	0	0	0	1,142,744	0	(43,085)	(43,085)	1,677	XXX	XXX	
5999999999	Total - Preferred and Common Stocks					2,989,649	XXX	2,972,744	2,054,400	0	0	0	0	0	2,972,744	0	16,905	16,905	36,427	XXX	XXX	
6009999999	Totals					1,155,746,093	XXX	1,164,221,783	1,138,610,603	0	901,544	1,275,114	(373,570)	0	1,157,211,364	0	(3,995,294)	(3,995,294)	30,481,728	XXX	XXX	

E05.20

STATEMENT AS OF JUNE 30, 2022 OF GENWORTH LIFE INSURANCE COMPANY

**SCHEDULE DB - PART A - SECTION 1**

Showing all Options, Caps, Floors, Collars, Swaps and Forwards Open as of Current Statement Date

1	2	3	4	5	6	7	8	9	10	11	12	13	14	15	16	17	18	19	20	21	22	23				
Description	Description of Item(s) Hedged, Used for Income Generation or Replicated	Schedule/ Exhibit Identifier	Type(s) of Risk(s) (a)	Exchange, Counterparty or Central Clearinghouse	Trade Date	Date of Maturity or Expiration	Number of Contracts	Notional Amount	Strike Price, Rate or Index Received (Paid)	Cumulative Prior Year(s) Initial Cost of Un-discounted Premium (Received) Paid	Current Year Initial Cost of Un-discounted Premium (Received) Paid	Current Year Income	Book/ Adjusted Carrying Value	Code	Fair Value	Unrealized Valuation Increase/ (Decrease)	Total Foreign Exchange Change in B./A.C.V.	Current Year's (Amortization)/ Accretion	Adjustment to Carrying Value of Hedged Item	Potential Exposure	Credit Quality of Reference Entity	Hedge Effectiveness at Inception and at Quarter-end (b)				
007999999	Subtotal - Purchased Options - Hedging Effective Excluding Variable Annuity Guarantees Under SSAP No.108										0	0	0	0	XXX	0	0	0	0	0	0	XXX	XXX			
014999999	Subtotal - Purchased Options - Hedging Effective Variable Annuity Guarantees Under SSAP No.108										0	0	0	0	XXX	0	0	0	0	0	0	0	XXX	XXX		
021999999	Subtotal - Purchased Options - Hedging Other										0	0	0	0	XXX	0	0	0	0	0	0	0	XXX	XXX		
028999999	Subtotal - Purchased Options - Replications										0	0	0	0	XXX	0	0	0	0	0	0	0	XXX	XXX		
035999999	Subtotal - Purchased Options - Income Generation										0	0	0	0	XXX	0	0	0	0	0	0	0	XXX	XXX		
042999999	Subtotal - Purchased Options - Other										0	0	0	0	XXX	0	0	0	0	0	0	0	XXX	XXX		
043999999	Total Purchased Options - Call Options and Warrants										0	0	0	0	XXX	0	0	0	0	0	0	0	XXX	XXX		
044999999	Total Purchased Options - Put Options										0	0	0	0	XXX	0	0	0	0	0	0	0	XXX	XXX		
045999999	Total Purchased Options - Caps										0	0	0	0	XXX	0	0	0	0	0	0	0	XXX	XXX		
046999999	Total Purchased Options - Floors										0	0	0	0	XXX	0	0	0	0	0	0	0	XXX	XXX		
047999999	Total Purchased Options - Collars										0	0	0	0	XXX	0	0	0	0	0	0	0	XXX	XXX		
048999999	Total Purchased Options - Other										0	0	0	0	XXX	0	0	0	0	0	0	0	XXX	XXX		
049999999	Total Purchased Options										0	0	0	0	XXX	0	0	0	0	0	0	0	XXX	XXX		
056999999	Subtotal - Written Options - Hedging Effective Excluding Variable Annuity Guarantees Under SSAP No.108										0	0	0	0	XXX	0	0	0	0	0	0	0	0	XXX	XXX	
063999999	Subtotal - Written Options - Hedging Effective Variable Annuity Guarantees Under SSAP No.108										0	0	0	0	XXX	0	0	0	0	0	0	0	0	XXX	XXX	
070999999	Subtotal - Written Options - Hedging Other										0	0	0	0	XXX	0	0	0	0	0	0	0	0	XXX	XXX	
077999999	Subtotal - Written Options - Replications										0	0	0	0	XXX	0	0	0	0	0	0	0	0	XXX	XXX	
084999999	Subtotal - Written Options - Income Generation										0	0	0	0	XXX	0	0	0	0	0	0	0	0	XXX	XXX	
091999999	Subtotal - Written Options - Other										0	0	0	0	XXX	0	0	0	0	0	0	0	0	XXX	XXX	
092999999	Total Written Options - Call Options and Warrants										0	0	0	0	XXX	0	0	0	0	0	0	0	0	0	XXX	XXX
093999999	Total Written Options - Put Options										0	0	0	0	XXX	0	0	0	0	0	0	0	0	0	XXX	XXX
094999999	Total Written Options - Caps										0	0	0	0	XXX	0	0	0	0	0	0	0	0	0	XXX	XXX
095999999	Total Written Options - Floors										0	0	0	0	XXX	0	0	0	0	0	0	0	0	0	XXX	XXX
096999999	Total Written Options - Collars										0	0	0	0	XXX	0	0	0	0	0	0	0	0	0	XXX	XXX
097999999	Total Written Options - Other										0	0	0	0	XXX	0	0	0	0	0	0	0	0	0	XXX	XXX
098999999	Total Written Options										0	0	0	0	XXX	0	0	0	0	0	0	0	0	0	XXX	XXX
Forward Start IRS-- 100095--140 - CF FS LTC 54 Reentry - Fed Funds	Anticipatory cash flows	NA	Interest Rate	BOA	.03/27/2018	.02/15/2049		14,600,000	2.33% / (01S)						(21,712)				0	376,848		100% / 100%				
Forward Start IRS-- 100096--140 - CF FS LTC 54 Reentry - Fed Funds	Anticipatory cash flows	NA	Interest Rate	BOA	.03/27/2018	.03/15/2049		22,600,000	2.33% / (01S)			0			(26,017)				0	584,179		100% / 100%				
Forward Start IRS-- 100097--140 - CF FS LTC 54 Reentry - Fed Funds	Anticipatory cash flows	NA	Interest Rate	BOA	.03/27/2018	.05/16/2049		14,600,000	2.33% / (01S)						(9,314)				0	378,587		100% / 100%				
Forward Start IRS-- 100098--140 - CF FS LTC 54 Reentry - Fed Funds	Anticipatory cash flows	NA	Interest Rate	BOA	.03/27/2018	.07/15/2049		21,200,000	2.32% / (01S)						(3,208)				0	551,407		100% / 100%				
Forward Start IRS-- 100099--140 - CF FS LTC 54 Reentry - Fed Funds	Anticipatory cash flows	NA	Interest Rate	BOA	.03/27/2018	.08/15/2049		14,700,000	2.32% / (01S)						3,423				0	382,943		100% / 100%				
Forward Start IRS-- 100342--140 - CF FS LTC 54 Reentry - Fed Funds	Anticipatory cash flows	NA	Interest Rate	CSI	.04/05/2018	.02/15/2050		13,700,000	2.29% / (01S)						10,216				0	360,191		100% / 100%				
Forward Start IRS-- 100343--140 - CF FS LTC 54 Reentry - Fed Funds	Anticipatory cash flows	NA	Interest Rate	CSI	.04/05/2018	.03/15/2050		16,800,000	2.29% / (01S)						18,836				0	442,306		100% / 100%				

E06



STATEMENT AS OF JUNE 30, 2022 OF GENWORTH LIFE INSURANCE COMPANY

**SCHEDULE DB - PART A - SECTION 1**

Showing all Options, Caps, Floors, Collars, Swaps and Forwards Open as of Current Statement Date

1	2	3	4	5	6	7	8	9	10	11	12	13	14	15	16	17	18	19	20	21	22	23
Description	Description of Item(s) Hedged, Used for Income Generation or Replicated	Schedule/ Exhibit Identifier	Type(s) of Risk(s) (a)	Exchange, Counterparty or Central Clearinghouse	Trade Date	Date of Maturity or Expiration	Number of Contracts	Notional Amount	Strike Price, Rate or Index Received (Paid)	Cumulative Prior Year(s) Initial Cost of Un-discounted Premium (Received) Paid	Current Year Initial Cost of Un-discounted Premium (Received) Paid	Current Year Income	Book/ Adjusted Carrying Value	Code	Fair Value	Unrealized Valuation Increase/ (Decrease)	Total Foreign Exchange Change in B./A.C.V.	Current Year's (Amortization)/ Accretion	Adjustment to Carrying Value of Hedged Item	Potential Exposure	Credit Quality of Reference Entity	Hedge Effectiveness at Inception and at Quarter-end (b)
Forward Start IRS--100344--140 - CF FS LTC 54 Reentry - Fed Funds	Anticipatory cash flows	NA	Interest Rate	CSI	04/05/2018	05/15/2050		12,700,000	2.28% / (01S)						23,700				0	335,369		100% / 100%
Forward Start IRS--100345--140 - CF FS LTC 54 Reentry - Fed Funds	Anticipatory cash flows	NA	Interest Rate	CSI	04/05/2018	07/16/2050		17,700,000	2.28% / (01S)				0		44,166				0	468,825		100% / 100%
Forward Start IRS--100346--140 - CF FS LTC 54 Reentry - Fed Funds	Anticipatory cash flows	NA	Interest Rate	CSI	04/05/2018	08/15/2050		12,700,000	2.28% / (01S)						34,768				0	336,881		100% / 100%
Forward Start IRS--100347--140 - CF FS LTC 54 Reentry - Fed Funds	Anticipatory cash flows	NA	Interest Rate	CSI	04/05/2018	10/15/2050		18,600,000	2.28% / (01S)						64,791				0	494,847		100% / 100%
Forward Start IRS--100348--140 - CF FS LTC 54 Reentry - Fed Funds	Anticipatory cash flows	NA	Interest Rate	CSI	04/05/2018	11/15/2050		12,800,000	2.28% / (01S)						49,421				0	341,050		100% / 100%
Forward Start IRS--101423--140 - CF FS LTC 54 Reentry - Fed Funds	Anticipatory cash flows	NA	Interest Rate	BOA	05/11/2018	02/15/2044		13,900,000	2.54% / (01S)						(223,722)				0	323,334		100% / 100%
Forward Start IRS--101424--140 - CF FS LTC 54 Reentry - Fed Funds	Anticipatory cash flows	NA	Interest Rate	BOA	05/11/2018	03/15/2044		28,300,000	2.54% / (01S)						(444,454)				0	659,507		100% / 100%
Forward Start IRS--101425--140 - CF FS LTC 54 Reentry - Fed Funds	Anticipatory cash flows	NA	Interest Rate	BOA	05/11/2018	05/15/2044		8,700,000	2.54% / (01S)						(128,349)				0	203,524		100% / 100%
Forward Start IRS--101426--140 - CF FS LTC 54 Reentry - Fed Funds	Anticipatory cash flows	NA	Interest Rate	BOA	05/11/2018	06/15/2044		22,100,000	2.54% / (01S)						(315,267)				0	518,000		100% / 100%
Forward Start IRS--101492--140 - CF FS LTC 54 Reentry - Fed Funds	Anticipatory cash flows	NA	Interest Rate	CSI	05/14/2018	11/15/2043		34,200,000	2.56% / (01S)				0		(559,292)				0	790,896		100% / 100%
Forward Start IRS--101493--140 - CF FS LTC 54 Reentry - Fed Funds	Anticipatory cash flows	NA	Interest Rate	CSI	05/14/2018	11/15/2043		13,000,000	2.56% / (01S)				0		(212,596)				0	300,633		100% / 100%
Forward Start IRS--101494--140 - CF FS LTC 54 Reentry - Fed Funds	Anticipatory cash flows	NA	Interest Rate	CSI	05/14/2018	12/15/2043		60,000,000	2.56% / (01S)						(953,430)				0	1,390,201		100% / 100%
Forward Start IRS--102435--140 - CF FS LTC 54 Reentry - Fed Funds	Anticipatory cash flows	NA	Interest Rate	BOA	06/15/2018	05/15/2046		24,200,000	2.41% / (01S)						(263,733)				0	591,422		100% / 100%
Forward Start IRS--102436--140 - CF FS LTC 54 Reentry - Fed Funds	Anticipatory cash flows	NA	Interest Rate	BOA	06/15/2018	07/15/2046		22,400,000	2.41% / (01S)						(229,670)				0	549,343		100% / 100%

STATEMENT AS OF JUNE 30, 2022 OF GENWORTH LIFE INSURANCE COMPANY

**SCHEDULE DB - PART A - SECTION 1**

Showing all Options, Caps, Floors, Collars, Swaps and Forwards Open as of Current Statement Date

1	2	3	4	5	6	7	8	9	10	11	12	13	14	15	16	17	18	19	20	21	22	23
Description	Description of Item(s) Hedged, Used for Income Generation or Replicated	Schedule/ Exhibit Identifier	Type(s) of Risk(s) (a)	Exchange, Counterparty or Central Clearinghouse	Trade Date	Date of Maturity or Expiration	Number of Contracts	Notional Amount	Strike Price, Rate or Index Received (Paid)	Cumulative Prior Year(s) Initial Cost of Un-discounted Premium (Received) Paid	Current Year Initial Cost of Un-discounted Premium (Received) Paid	Current Year Income	Book/ Adjusted Carrying Value	Code	Fair Value	Unrealized Valuation Increase/ (Decrease)	Total Foreign Exchange Change in B./A.C.V.	Current Year's (Amortization)/ Accretion	Adjustment to Carrying Value of Hedged Item	Potential Exposure	Credit Quality of Reference Entity	Hedge Effectiveness at Inception and at Quarter-end (b)
Forward Start IRS--102437--140 - CF FS LTC 54 Reentry - Fed Funds	Anticipatory cash flows	NA	Interest Rate	BOA	.06/15/2018	.07/15/2046		19,400,000	2.41% / (01S)				0		(198,911)				0	475,770		100% / 100%
Forward Start IRS--102438--140 - CF FS LTC 54 Reentry - Fed Funds	Anticipatory cash flows	NA	Interest Rate	BOA	.06/15/2018	.10/15/2046		18,500,000	2.4% / (01S)				0		(168,907)				0	456,069		100% / 100%
Forward Start IRS--102439--140 - CF FS LTC 54 Reentry - Fed Funds	Anticipatory cash flows	NA	Interest Rate	BOA	.06/15/2018	.11/14/2046		18,500,000	2.4% / (01S)				0		(160,507)				0	456,839		100% / 100%
Forward Start IRS--102888--140 - CF FS LTC 54 Reentry - Fed Funds	Anticipatory cash flows	NA	Interest Rate	GSI	.07/02/2018	.03/15/2048		21,700,000	2.32% / (01S)				0		(141,899)				0	550,321		100% / 100%
Forward Start IRS--102889--140 - CF FS LTC 54 Reentry - Fed Funds	Anticipatory cash flows	NA	Interest Rate	GSI	.07/02/2018	.05/14/2048		15,500,000	2.32% / (01S)				0		(89,459)				0	394,340		100% / 100%
Forward Start IRS--102890--140 - CF FS LTC 54 Reentry - Fed Funds	Anticipatory cash flows	NA	Interest Rate	GSI	.07/02/2018	.07/15/2048		22,600,000	2.31% / (01S)				0		(118,506)				0	576,857		100% / 100%
Forward Start IRS--102891--140 - CF FS LTC 54 Reentry - Fed Funds	Anticipatory cash flows	NA	Interest Rate	GSI	.07/02/2018	.08/16/2048		14,700,000	2.31% / (01S)				0		(71,076)				0	375,843		100% / 100%
Forward Start IRS--102892--140 - CF FS LTC 54 Reentry - Fed Funds	Anticipatory cash flows	NA	Interest Rate	GSI	.07/02/2018	.10/15/2048		23,500,000	2.31% / (01S)				0		(98,598)				0	602,723		100% / 100%
Forward Start IRS--102893--140 - CF FS LTC 54 Reentry - Fed Funds	Anticipatory cash flows	NA	Interest Rate	GSI	.07/02/2018	.11/15/2048		14,700,000	2.31% / (01S)				0		(55,863)				0	377,630		100% / 100%
Forward Start IRS--103435--140 - CF FS LTC 54 Reentry - Fed Funds	Anticipatory cash flows	NA	Interest Rate	CSI	.07/27/2018	.01/15/2042		24,200,000	2.58% / (01S)				0		(582,041)				0	535,128		100% / 100%
Forward Start IRS--103436--140 - CF FS LTC 54 Reentry - Fed Funds	Anticipatory cash flows	NA	Interest Rate	CSI	.07/27/2018	.02/13/2042		37,500,000	2.58% / (01S)				0		(896,075)				0	830,910		100% / 100%
Forward Start IRS--103437--140 - CF FS LTC 54 Reentry - Fed Funds	Anticipatory cash flows	NA	Interest Rate	CSI	.07/27/2018	.02/13/2042		19,900,000	2.58% / (01S)				0		(475,517)				0	440,936		100% / 100%
Forward Start IRS--103438--140 - CF FS LTC 54 Reentry - Fed Funds	Anticipatory cash flows	NA	Interest Rate	CSI	.07/27/2018	.02/16/2042		14,900,000	2.58% / (01S)				0		(355,808)				0	330,217		100% / 100%
Forward Start IRS--109480--140 - CF FS LTC 54 Reentry - Fed Funds	Anticipatory cash flows	NA	Interest Rate	JPM	.04/17/2019	.11/15/2032		40,000,000	2.54% / (01S)				0		(1,072,728)				0	644,556		100% / 100%

STATEMENT AS OF JUNE 30, 2022 OF GENWORTH LIFE INSURANCE COMPANY

**SCHEDULE DB - PART A - SECTION 1**

Showing all Options, Caps, Floors, Collars, Swaps and Forwards Open as of Current Statement Date

1	2	3	4	5	6	7	8	9	10	11	12	13	14	15	16	17	18	19	20	21	22	23
Description	Description of Item(s) Hedged, Used for Income Generation or Replicated	Schedule/ Exhibit Identifier	Type(s) of Risk(s) (a)	Exchange, Counterparty or Central Clearinghouse	Trade Date	Date of Maturity or Expiration	Number of Contracts	Notional Amount	Strike Price, Rate or Index Received (Paid)	Cumulative Prior Year(s) Initial Cost of Un-discounted Premium (Received) Paid	Current Year Initial Cost of Un-discounted Premium (Received) Paid	Current Year Income	Book/ Adjusted Carrying Value	Code	Fair Value	Unrealized Valuation Increase/ (Decrease)	Total Foreign Exchange Change in B./A.C.V.	Current Year's (Amortization)/ Accretion	Adjustment to Carrying Value of Hedged Item	Potential Exposure	Credit Quality of Reference Entity	Hedge Effectiveness at Inception and at Quarter-end (b)
Forward Start IRS--109548--140 - CF FS LTC 54 Reentry - Fed Funds	Anticipatory cash flows	NA	Interest Rate	BOA	04/22/2019	03/15/2038		65,000,000	2.69% / (01S)						(1,241,157)				0	1,288,485		100% / 100%
Forward Start IRS--109549--140 - CF FS LTC 54 Reentry - Fed Funds	Anticipatory cash flows	NA	Interest Rate	BOA	04/22/2019	10/15/2038		16,000,000	2.7% / (01S)						(300,312)				0	323,027		100% / 100%
Forward Start IRS--109550--140 - CF FS LTC 54 Reentry - Fed Funds	Anticipatory cash flows	NA	Interest Rate	BOA	04/22/2019	11/15/2038		27,000,000	2.7% / (01S)						(497,314)				0	546,526		100% / 100%
Forward Start IRS--110060--140 - CF FS LTC 54 Reentry - Fed Funds	Anticipatory cash flows	NA	Interest Rate	BOA	05/14/2019	02/15/2039		54,000,000	2.5% / (01S)						(1,744,972)				0	1,101,424		100% / 100%
Forward Start IRS--110061--140 - CF FS LTC 54 Reentry - Fed Funds	Anticipatory cash flows	NA	Interest Rate	BOA	05/14/2019	04/16/2039		31,000,000	2.5% / (01S)				0		(1,000,528)				0	635,415		100% / 100%
Forward Start IRS--110062--140 - CF FS LTC 54 Reentry - Fed Funds	Anticipatory cash flows	NA	Interest Rate	BOA	05/14/2019	05/15/2039		50,000,000	2.5% / (01S)						(1,612,740)				0	1,027,282		100% / 100%
Forward Start IRS--110063--140 - CF FS LTC 54 Reentry - Fed Funds	Anticipatory cash flows	NA	Interest Rate	BOA	05/14/2019	08/15/2039		46,000,000	2.5% / (01S)						(1,477,582)				0	952,127		100% / 100%
Forward Start IRS--110064--140 - CF FS LTC 54 Reentry - Fed Funds	Anticipatory cash flows	NA	Interest Rate	BOA	05/14/2019	11/15/2039		50,000,000	2.5% / (01S)						(1,595,525)				0	1,042,504		100% / 100%
Forward Start IRS--111368--140 - CF FS LTC 54 Reentry - Fed Funds	Anticipatory cash flows	NA	Interest Rate	DBAG	07/11/2019	05/15/2052		25,000,000	2.04% / (01S)						(27,833)				0	683,464		100% / 100%
Forward Start IRS--111369--140 - CF FS LTC 54 Reentry - Fed Funds	Anticipatory cash flows	NA	Interest Rate	DBAG	07/11/2019	08/15/2052		25,000,000	2.04% / (01S)						(11,364)				0	686,339		100% / 100%
Forward Start IRS--111370--140 - CF FS LTC 54 Reentry - Fed Funds	Anticipatory cash flows	NA	Interest Rate	DBAG	07/11/2019	11/14/2052		25,000,000	2.04% / (01S)						(6,636)				0	689,171		100% / 100%
Forward Start IRS--111371--140 - CF FS LTC 54 Reentry - Fed Funds	Anticipatory cash flows	NA	Interest Rate	DBAG	07/11/2019	02/16/2053		25,000,000	2.03% / (01S)				0		(1,880)				0	692,085		100% / 100%
Forward Start IRS--111372--140 - CF FS LTC 54 Reentry - Fed Funds	Anticipatory cash flows	NA	Interest Rate	DBAG	07/11/2019	03/16/2053		24,000,000	2.03% / (01S)						(2,621)				0	665,232		100% / 100%
Forward Start IRS--111373--140 - CF FS LTC 54 Reentry - Fed Funds	Anticipatory cash flows	NA	Interest Rate	DBAG	07/11/2019	05/15/2053		25,000,000	2.03% / (01S)						(746)				0	694,801		100% / 100%

E06.3

STATEMENT AS OF JUNE 30, 2022 OF GENWORTH LIFE INSURANCE COMPANY

**SCHEDULE DB - PART A - SECTION 1**

Showing all Options, Caps, Floors, Collars, Swaps and Forwards Open as of Current Statement Date

1	2	3	4	5	6	7	8	9	10	11	12	13	14	15	16	17	18	19	20	21	22	23
Description	Description of Item(s) Hedged, Used for Income Generation or Replicated	Schedule/ Exhibit Identifier	Type(s) of Risk(s) (a)	Exchange, Counterparty or Central Clearinghouse	Trade Date	Date of Maturity or Expiration	Number of Contracts	Notional Amount	Strike Price, Rate or Index Received (Paid)	Cumulative Prior Year(s) Initial Cost of Un-discounted Premium (Received) Paid	Current Year Initial Cost of Un-discounted Premium (Received) Paid	Current Year Income	Book/ Adjusted Carrying Value	Code	Fair Value	Unrealized Valuation Increase/ (Decrease)	Total Foreign Exchange Change in B./A.C.V.	Current Year's (Amortization)/ Accretion	Adjustment to Carrying Value of Hedged Item	Potential Exposure	Credit Quality of Reference Entity	Hedge Effectiveness at Inception and at Quarter-end (b)
Forward Start IRS--111374--140 - CF FS LTC 54 Reentry - Fed Funds	Anticipatory cash flows	NA	Interest Rate	DBAG	.07/11/2019	.07/15/2053		25,000,000	2.03% / (OIS)						1,316				0	696,678		100% / 100%
Forward Start IRS--111375--140 - CF FS LTC 54 Reentry - Fed Funds	Anticipatory cash flows	NA	Interest Rate	DBAG	.07/11/2019	.08/14/2053		25,000,000	2.03% / (OIS)						3,774				0	697,599		100% / 100%
Forward Start IRS--111376--140 - CF FS LTC 54 Reentry - Fed Funds	Anticipatory cash flows	NA	Interest Rate	DBAG	.07/11/2019	.10/15/2053		26,000,000	2.02% / (OIS)						3,321				0	727,478		100% / 100%
Forward Start IRS--111377--140 - CF FS LTC 54 Reentry - Fed Funds	Anticipatory cash flows	NA	Interest Rate	DBAG	.07/11/2019	.11/16/2053		25,000,000	2.02% / (OIS)						5,850				0	700,477		100% / 100%
Forward Start IRS--111441--140 - CF FS LTC 54 Reentry - Fed Funds	Anticipatory cash flows	NA	Interest Rate	BOA	.07/12/2019	.04/15/2042		32,000,000	2.3% / (OIS)						(1,313,807)				0	712,054		100% / 100%
Forward Start IRS--111442--140 - CF FS LTC 54 Reentry - Fed Funds	Anticipatory cash flows	NA	Interest Rate	BOA	.07/12/2019	.05/14/2042		16,000,000	2.3% / (OIS)						(658,823)				0	356,740		100% / 100%
Forward Start IRS--111443--140 - CF FS LTC 54 Reentry - Fed Funds	Anticipatory cash flows	NA	Interest Rate	BOA	.07/12/2019	.05/15/2042		10,000,000	2.3% / (OIS)						(411,695)				0	222,978		100% / 100%
Forward Start IRS--111444--140 - CF FS LTC 54 Reentry - Fed Funds	Anticipatory cash flows	NA	Interest Rate	BOA	.07/12/2019	.08/16/2042		16,000,000	2.29% / (OIS)						(646,408)				0	359,043		100% / 100%
Forward Start IRS--111445--140 - CF FS LTC 54 Reentry - Fed Funds	Anticipatory cash flows	NA	Interest Rate	BOA	.07/12/2019	.09/15/2042		14,000,000	2.29% / (OIS)						(557,885)				0	314,803		100% / 100%
Forward Start IRS--111446--140 - CF FS LTC 54 Reentry - Fed Funds	Anticipatory cash flows	NA	Interest Rate	BOA	.07/12/2019	.10/15/2042		8,000,000	2.29% / (OIS)						(317,057)				0	180,252		100% / 100%
Forward Start IRS--111447--140 - CF FS LTC 54 Reentry - Fed Funds	Anticipatory cash flows	NA	Interest Rate	BOA	.07/12/2019	.11/15/2042		10,500,000	2.29% / (OIS)						(410,326)				0	237,076		100% / 100%
Forward Start IRS--111448--140 - CF FS LTC 54 Reentry - Fed Funds	Anticipatory cash flows	NA	Interest Rate	BOA	.07/12/2019	.11/15/2042		16,000,000	2.29% / (OIS)						(625,258)				0	361,258		100% / 100%
Forward Start IRS--111848--140 - CF FS LTC 54 Reentry - Fed Funds	Anticipatory cash flows	NA	Interest Rate	NATWEST	.07/31/2019	.11/16/2036		65,000,000	2.15% / (OIS)						(3,774,700)				0	1,232,936		100% / 100%
Forward Start IRS--111900--140 - CF FS LTC 54 Reentry - Fed Funds	Anticipatory cash flows	NA	Interest Rate	BOA	.08/01/2019	.10/14/2043		58,000,000	2.04% / (OIS)					0	(2,779,578)				0	1,338,535		100% / 100%

E06.4

STATEMENT AS OF JUNE 30, 2022 OF GENWORTH LIFE INSURANCE COMPANY

**SCHEDULE DB - PART A - SECTION 1**

Showing all Options, Caps, Floors, Collars, Swaps and Forwards Open as of Current Statement Date

1	2	3	4	5	6	7	8	9	10	11	12	13	14	15	16	17	18	19	20	21	22	23
Description	Description of Item(s) Hedged, Used for Income Generation or Replicated	Schedule/ Exhibit Identifier	Type(s) of Risk(s) (a)	Exchange, Counterparty or Central Clearinghouse	Trade Date	Date of Maturity or Expiration	Number of Contracts	Notional Amount	Strike Price, Rate or Index Received (Paid)	Cumulative Prior Year(s) Initial Cost of Un-discounted Premium (Received) Paid	Current Year Initial Cost of Un-discounted Premium (Received) Paid	Current Year Income	Book/ Adjusted Carrying Value	Code	Fair Value	Unrealized Valuation Increase/ (Decrease)	Total Foreign Exchange Change in B./A.C.V.	Current Year's (Amortization)/ Accretion	Adjustment to Carrying Value of Hedged Item	Potential Exposure	Credit Quality of Reference Entity	Hedge Effectiveness at Inception and at Quarter-end (b)
Forward Start IRS--111901--140 - CF FS LTC 54 Reentry - Fed Funds	Anticipatory cash flows	NA	Interest Rate	BOA	.08/01/2019	.09/15/2044		21,000,000	2.03% / (OIS)						(891,577)				0	495,032		100% / 100%
Forward Start IRS--111902--140 - CF FS LTC 54 Reentry - Fed Funds	Anticipatory cash flows	NA	Interest Rate	BOA	.08/01/2019	.02/15/2045		14,000,000	2.02% / (OIS)						(564,591)				0	333,119		100% / 100%
Forward Start IRS--111903--140 - CF FS LTC 54 Reentry - Fed Funds	Anticipatory cash flows	NA	Interest Rate	BOA	.08/01/2019	.05/15/2045		25,000,000	2.02% / (OIS)						(969,611)				0	598,049		100% / 100%
Forward Start IRS--111904--140 - CF FS LTC 54 Reentry - Fed Funds	Anticipatory cash flows	NA	Interest Rate	BOA	.08/01/2019	.08/15/2045		13,000,000	2.02% / (OIS)						(487,108)				0	312,693		100% / 100%
Forward Start IRS--111905--140 - CF FS LTC 54 Reentry - Fed Funds	Anticipatory cash flows	NA	Interest Rate	BOA	.08/01/2019	.10/15/2045		9,000,000	2.01% / (OIS)						(330,211)				0	217,260		100% / 100%
Forward Start IRS--111906--140 - CF FS LTC 54 Reentry - Fed Funds	Anticipatory cash flows	NA	Interest Rate	BOA	.08/01/2019	.11/15/2045		17,000,000	2.01% / (OIS)						(614,593)				0	411,127		100% / 100%
Forward Start IRS--111907--140 - CF FS LTC 54 Reentry - Fed Funds	Anticipatory cash flows	NA	Interest Rate	BOA	.08/01/2019	.12/14/2045		9,000,000	2.01% / (OIS)						(320,948)				0	218,025		100% / 100%
Forward Start IRS--111908--140 - CF FS LTC 54 Reentry - Fed Funds	Anticipatory cash flows	NA	Interest Rate	BOA	.08/01/2019	.10/14/2049		21,000,000	1.95% / (OIS)						(371,742)				0	548,715		100% / 100%
Forward Start IRS--111909--140 - CF FS LTC 54 Reentry - Fed Funds	Anticipatory cash flows	NA	Interest Rate	BOA	.08/01/2019	.02/14/2052		25,000,000	1.9% / (OIS)						(221,777)				0	680,608		100% / 100%
Forward Start IRS--111910--140 - CF FS LTC 54 Reentry - Fed Funds	Anticipatory cash flows	NA	Interest Rate	DBAG	.08/01/2019	.04/15/2041		11,000,000	2.09% / (OIS)						(627,355)				0	238,509		100% / 100%
Forward Start IRS--111911--140 - CF FS LTC 54 Reentry - Fed Funds	Anticipatory cash flows	NA	Interest Rate	DBAG	.08/01/2019	.05/15/2041		48,000,000	2.09% / (OIS)						(2,745,035)				0	1,043,039		100% / 100%
Forward Start IRS--111912--140 - CF FS LTC 54 Reentry - Fed Funds	Anticipatory cash flows	NA	Interest Rate	DBAG	.08/01/2019	.05/15/2041		11,000,000	2.09% / (OIS)						(629,071)				0	239,030		100% / 100%
Forward Start IRS--111913--140 - CF FS LTC 54 Reentry - Fed Funds	Anticipatory cash flows	NA	Interest Rate	DBAG	.08/01/2019	.10/15/2041		10,500,000	2.08% / (OIS)						(591,858)				0	230,683		100% / 100%
Forward Start IRS--111914--140 - CF FS LTC 54 Reentry - Fed Funds	Anticipatory cash flows	NA	Interest Rate	DBAG	.08/01/2019	.11/14/2041		17,000,000	2.08% / (OIS)						(953,961)				0	374,280		100% / 100%

E06.5

STATEMENT AS OF JUNE 30, 2022 OF GENWORTH LIFE INSURANCE COMPANY

**SCHEDULE DB - PART A - SECTION 1**

Showing all Options, Caps, Floors, Collars, Swaps and Forwards Open as of Current Statement Date

1	2	3	4	5	6	7	8	9	10	11	12	13	14	15	16	17	18	19	20	21	22	23
Description	Description of Item(s) Hedged, Used for Income Generation or Replicated	Schedule/ Exhibit Identifier	Type(s) of Risk(s) (a)	Exchange, Counterparty or Central Clearinghouse	Trade Date	Date of Maturity or Expiration	Number of Contracts	Notional Amount	Strike Price, Rate or Index Received (Paid)	Cumulative Prior Year(s) Initial Cost of Un-discounted Premium (Received) Paid	Current Year Initial Cost of Un-discounted Premium (Received) Paid	Current Year Income	Book/ Adjusted Carrying Value	Code	Fair Value	Unrealized Valuation Increase/ (Decrease)	Total Foreign Exchange Change in B./A.C.V.	Current Year's (Amortization)/ Accretion	Adjustment to Carrying Value of Hedged Item	Potential Exposure	Credit Quality of Reference Entity	Hedge Effectiveness at Inception and at Quarter-end (b)
Forward Start IRS--111915--140 - CF FS LTC 54 Reentry - Fed Funds	Anticipatory cash flows	NA	Interest Rate	DBAG	.08/01/2019	12/15/2041		3,200,000	2.08% / (OIS)						(178,778)				0	70,607		100% / 100%
Forward Start IRS--112187--140 - CF FS LTC 54 Reentry - Fed Funds	Anticipatory cash flows	NA	Interest Rate	NATWEST	.08/13/2019	12/15/2040		31,000,000	1.68% / (OIS)						(2,620,228)				0	666,211		100% / 100%
Forward Start IRS--112188--140 - CF FS LTC 54 Reentry - Fed Funds	Anticipatory cash flows	NA	Interest Rate	NATWEST	.08/13/2019	12/16/2040		28,000,000	1.68% / (OIS)						(2,366,425)				0	601,784		100% / 100%
Forward Start IRS--112189--140 - CF FS LTC 54 Reentry - Fed Funds	Anticipatory cash flows	NA	Interest Rate	NATWEST	.08/13/2019	02/14/2041		13,000,000	1.68% / (OIS)						(1,092,260)				0	280,640		100% / 100%
Forward Start IRS--112190--140 - CF FS LTC 54 Reentry - Fed Funds	Anticipatory cash flows	NA	Interest Rate	NATWEST	.08/13/2019	03/14/2041		21,000,000	1.68% / (OIS)						(1,759,973)				0	454,273		100% / 100%
Forward Start IRS--112191--140 - CF FS LTC 54 Reentry - Fed Funds	Anticipatory cash flows	NA	Interest Rate	NATWEST	.08/13/2019	03/15/2041		36,000,000	1.68% / (OIS)						(3,016,804)				0	778,810		100% / 100%
Forward Start IRS--112192--140 - CF FS LTC 54 Reentry - Fed Funds	Anticipatory cash flows	NA	Interest Rate	NATWEST	.08/13/2019	03/15/2041		35,000,000	1.68% / (OIS)						(2,933,004)				0	757,177		100% / 100%
Forward Start IRS--112193--140 - CF FS LTC 54 Reentry - Fed Funds	Anticipatory cash flows	NA	Interest Rate	NATWEST	.08/13/2019	04/15/2041		30,500,000	1.68% / (OIS)						(2,548,079)				0	661,321		100% / 100%
Forward Start IRS--116419--140 - CF FS LTC 54 Reentry - Fed Funds	Anticipatory cash flows	NA	Interest Rate	BOA	.01/10/2020	03/15/2045		14,000,000	1.91% / (OIS)						(650,046)				0	333,683		100% / 100%
Forward Start IRS--116420--140 - CF FS LTC 54 Reentry - Fed Funds	Anticipatory cash flows	NA	Interest Rate	BOA	.01/10/2020	05/15/2045		12,000,000	1.9% / (OIS)						(545,710)				0	287,064		100% / 100%
Forward Start IRS--116421--140 - CF FS LTC 54 Reentry - Fed Funds	Anticipatory cash flows	NA	Interest Rate	BOA	.01/10/2020	06/15/2045		25,000,000	1.9% / (OIS)						(1,126,462)				0	599,158		100% / 100%
Forward Start IRS--116422--140 - CF FS LTC 54 Reentry - Fed Funds	Anticipatory cash flows	NA	Interest Rate	BOA	.01/10/2020	07/16/2045		22,000,000	1.9% / (OIS)						(979,179)				0	528,232		100% / 100%
Forward Start IRS--116423--140 - CF FS LTC 54 Reentry - Fed Funds	Anticipatory cash flows	NA	Interest Rate	BOA	.01/10/2020	08/15/2045		11,000,000	1.9% / (OIS)						(485,234)				0	264,586		100% / 100%
Forward Start IRS--116424--140 - CF FS LTC 54 Reentry - Fed Funds	Anticipatory cash flows	NA	Interest Rate	BOA	.01/10/2020	11/15/2045		32,000,000	1.9% / (OIS)						(1,363,422)				0	773,886		100% / 100%

STATEMENT AS OF JUNE 30, 2022 OF GENWORTH LIFE INSURANCE COMPANY

**SCHEDULE DB - PART A - SECTION 1**

Showing all Options, Caps, Floors, Collars, Swaps and Forwards Open as of Current Statement Date

1	2	3	4	5	6	7	8	9	10	11	12	13	14	15	16	17	18	19	20	21	22	23
Description	Description of Item(s) Hedged, Used for Income Generation or Replicated	Schedule/ Exhibit Identifier	Type(s) of Risk(s) (a)	Exchange, Counterparty or Central Clearinghouse	Trade Date	Date of Maturity or Expiration	Number of Contracts	Notional Amount	Strike Price, Rate or Index Received (Paid)	Cumulative Prior Year(s) Initial Cost of Un-discounted Premium (Received) Paid	Current Year Initial Cost of Un-discounted Premium (Received) Paid	Current Year Income	Book/ Adjusted Carrying Value	Code	Fair Value	Unrealized Valuation Increase/ (Decrease)	Total Foreign Exchange Change in B./A.C.V.	Current Year's (Amortization)/ Accretion	Adjustment to Carrying Value of Hedged Item	Potential Exposure	Credit Quality of Reference Entity	Hedge Effectiveness at Inception and at Quarter-end (b)
Forward Start IRS--116758--140 - CF FS LTC 54 Reentry - Fed Funds	Anticipatory cash flows	NA	Interest Rate	CSI	.01/28/2020	10/15/2040		24,500,000	1.73% / (01S)						(2,002,590)				0	524,135		100% / 100%
Forward Start IRS--116759--140 - CF FS LTC 54 Reentry - Fed Funds	Anticipatory cash flows	NA	Interest Rate	CSI	.01/28/2020	11/15/2040		17,000,000	1.73% / (01S)						(1,385,284)				0	364,528		100% / 100%
Forward Start IRS--116760--140 - CF FS LTC 54 Reentry - Fed Funds	Anticipatory cash flows	NA	Interest Rate	CSI	.01/28/2020	01/15/2041		18,000,000	1.73% / (01S)						(1,463,966)				0	387,720		100% / 100%
Forward Start IRS--116761--140 - CF FS LTC 54 Reentry - Fed Funds	Anticipatory cash flows	NA	Interest Rate	CSI	.01/28/2020	01/15/2041		26,000,000	1.73% / (01S)						(2,114,618)				0	560,041		100% / 100%
Forward Start IRS--116762--140 - CF FS LTC 54 Reentry - Fed Funds	Anticipatory cash flows	NA	Interest Rate	CSI	.01/28/2020	01/15/2041		27,000,000	1.73% / (01S)						(2,195,949)				0	581,581		100% / 100%
Forward Start IRS--116763--140 - CF FS LTC 54 Reentry - Fed Funds	Anticipatory cash flows	NA	Interest Rate	CSI	.01/28/2020	02/14/2041		18,000,000	1.73% / (01S)						(1,459,700)				0	388,578		100% / 100%
Forward Start IRS--116824--140 - CF FS LTC 54 Reentry - Fed Funds	Anticipatory cash flows	NA	Interest Rate	NATWEST	.01/29/2020	03/15/2040		25,000,000	1.77% / (01S)						(2,015,483)				0	526,197		100% / 100%
Forward Start IRS--116825--140 - CF FS LTC 54 Reentry - Fed Funds	Anticipatory cash flows	NA	Interest Rate	NATWEST	.01/29/2020	05/15/2040		18,000,000	1.77% / (01S)						(1,444,168)				0	380,644		100% / 100%
Forward Start IRS--116826--140 - CF FS LTC 54 Reentry - Fed Funds	Anticipatory cash flows	NA	Interest Rate	NATWEST	.01/29/2020	06/14/2040		28,000,000	1.77% / (01S)						(2,250,329)				0	593,472		100% / 100%
Forward Start IRS--116827--140 - CF FS LTC 54 Reentry - Fed Funds	Anticipatory cash flows	NA	Interest Rate	NATWEST	.01/29/2020	08/15/2040		18,000,000	1.77% / (01S)						(1,438,574)				0	383,317		100% / 100%
Forward Start IRS--116828--140 - CF FS LTC 54 Reentry - Fed Funds	Anticipatory cash flows	NA	Interest Rate	NATWEST	.01/29/2020	09/15/2040		23,500,000	1.77% / (01S)						(1,872,154)				0	501,612		100% / 100%
Forward Start IRS--116829--140 - CF FS LTC 54 Reentry - Fed Funds	Anticipatory cash flows	NA	Interest Rate	NATWEST	.01/29/2020	10/15/2040		12,500,000	1.77% / (01S)						(992,979)				0	267,416		100% / 100%
Forward Start IRS--116919--140 - CF FS LTC 54 Reentry - Fed Funds	Anticipatory cash flows	NA	Interest Rate	BOA	.01/31/2020	07/15/2052		25,000,000	1.47% / (01S)						(684,481)				0	685,372		100% / 100%
Forward Start IRS--116920--140 - CF FS LTC 54 Reentry - Fed Funds	Anticipatory cash flows	NA	Interest Rate	BOA	.01/31/2020	10/15/2052		26,000,000	1.47% / (01S)					0	(699,912)				0	715,769		100% / 100%

STATEMENT AS OF JUNE 30, 2022 OF GENWORTH LIFE INSURANCE COMPANY

**SCHEDULE DB - PART A - SECTION 1**

Showing all Options, Caps, Floors, Collars, Swaps and Forwards Open as of Current Statement Date

1	2	3	4	5	6	7	8	9	10	11	12	13	14	15	16	17	18	19	20	21	22	23
Description	Description of Item(s) Hedged, Used for Income Generation or Replicated	Schedule/ Exhibit Identifier	Type(s) of Risk(s) (a)	Exchange, Counterparty or Central Clearinghouse	Trade Date	Date of Maturity or Expiration	Number of Contracts	Notional Amount	Strike Price, Rate or Index Received (Paid)	Cumulative Prior Year(s) Initial Cost of Un-discounted Premium (Received) Paid	Current Year Initial Cost of Un-discounted Premium (Received) Paid	Current Year Income	Book/ Adjusted Carrying Value	Code	Fair Value	Unrealized Valuation Increase/ (Decrease)	Total Foreign Exchange Change in B./A.C.V.	Current Year's (Amortization)/ Accretion	Adjustment to Carrying Value of Hedged Item	Potential Exposure	Credit Quality of Reference Entity	Hedge Effectiveness at Inception and at Quarter-end (b)
Forward Start IRS--116921--140 - CF FS LTC 54 Reentry - Fed Funds	Anticipatory cash flows	NA	Interest Rate	BOA	.01/31/2020	.07/15/2054		10,000,000	1.41% / (01S)				0		(265,484)				0	283,121		100% / 100%
Forward Start IRS--116922--140 - CF FS LTC 54 Reentry - Fed Funds	Anticipatory cash flows	NA	Interest Rate	BOA	.01/31/2020	.03/15/2055		20,000,000	1.39% / (01S)						(525,570)				0	572,091		100% / 100%
Forward Start IRS--116923--140 - CF FS LTC 54 Reentry - Fed Funds	Anticipatory cash flows	NA	Interest Rate	BOA	.01/31/2020	.07/14/2055		17,000,000	1.38% / (01S)						(444,495)				0	488,734		100% / 100%
Forward Start IRS--116924--140 - CF FS LTC 54 Reentry - Fed Funds	Anticipatory cash flows	NA	Interest Rate	BOA	.01/31/2020	.10/16/2055		18,000,000	1.37% / (01S)						(470,485)				0	519,494		100% / 100%
Forward Start IRS--116925--140 - CF FS LTC 54 Reentry - Fed Funds	Anticipatory cash flows	NA	Interest Rate	BOA	.01/31/2020	.03/15/2056		23,000,000	1.36% / (01S)				0		(595,523)				0	667,907		100% / 100%
Forward Start IRS--116926--140 - CF FS LTC 54 Reentry - Fed Funds	Anticipatory cash flows	NA	Interest Rate	BOA	.01/31/2020	.10/15/2056		22,000,000	1.35% / (01S)				0		(557,120)				0	644,395		100% / 100%
Forward Start IRS--116927--140 - CF FS LTC 54 Reentry - Fed Funds	Anticipatory cash flows	NA	Interest Rate	BOA	.01/31/2020	.02/15/2057		38,000,000	1.34% / (01S)						(956,954)				0	1,118,498		100% / 100%
Forward Start IRS--116928--140 - CF FS LTC 54 Reentry - Fed Funds	Anticipatory cash flows	NA	Interest Rate	BOA	.01/31/2020	.05/15/2057		38,000,000	1.33% / (01S)						(957,808)				0	1,122,426		100% / 100%
Forward Start IRS--116929--140 - CF FS LTC 54 Reentry - Fed Funds	Anticipatory cash flows	NA	Interest Rate	BOA	.01/31/2020	.08/15/2057		37,000,000	1.33% / (01S)						(921,877)				0	1,096,828		100% / 100%
Forward Start IRS--116930--140 - CF FS LTC 54 Reentry - Fed Funds	Anticipatory cash flows	NA	Interest Rate	BOA	.01/31/2020	.11/15/2057		37,000,000	1.32% / (01S)						(932,772)				0	1,100,754		100% / 100%
Forward Start IRS--117018--140 - CF FS LTC 54 Reentry - Fed Funds	Anticipatory cash flows	NA	Interest Rate	BOA	.02/04/2020	.02/15/2039		12,000,000	1.7% / (01S)						(1,053,509)				0	244,761		100% / 100%
Forward Start IRS--117019--140 - CF FS LTC 54 Reentry - Fed Funds	Anticipatory cash flows	NA	Interest Rate	BOA	.02/04/2020	.03/15/2039		19,000,000	1.7% / (01S)				0		(1,665,270)				0	388,430		100% / 100%
Forward Start IRS--117020--140 - CF FS LTC 54 Reentry - Fed Funds	Anticipatory cash flows	NA	Interest Rate	BOA	.02/04/2020	.04/15/2039		20,000,000	1.7% / (01S)						(1,749,190)				0	409,911		100% / 100%
Forward Start IRS--117021--140 - CF FS LTC 54 Reentry - Fed Funds	Anticipatory cash flows	NA	Interest Rate	BOA	.02/04/2020	.07/15/2039		27,000,000	1.7% / (01S)						(2,346,972)				0	557,471		100% / 100%



STATEMENT AS OF JUNE 30, 2022 OF GENWORTH LIFE INSURANCE COMPANY

**SCHEDULE DB - PART A - SECTION 1**

Showing all Options, Caps, Floors, Collars, Swaps and Forwards Open as of Current Statement Date

1	2	3	4	5	6	7	8	9	10	11	12	13	14	15	16	17	18	19	20	21	22	23
Description	Description of Item(s) Hedged, Used for Income Generation or Replicated	Schedule/ Exhibit Identifier	Type(s) of Risk(s) (a)	Exchange, Counterparty or Central Clearinghouse	Trade Date	Date of Maturity or Expiration	Number of Contracts	Notional Amount	Strike Price, Rate or Index Received (Paid)	Cumulative Prior Year(s) Initial Cost of Un-discounted Premium (Received) Paid	Current Year Initial Cost of Un-discounted Premium (Received) Paid	Current Year Income	Book/ Adjusted Carrying Value	Code	Fair Value	Unrealized Valuation Increase/ (Decrease)	Total Foreign Exchange Change in B./A.C.V.	Current Year's (Amortization)/ Accretion	Adjustment to Carrying Value of Hedged Item	Potential Exposure	Credit Quality of Reference Entity	Hedge Effectiveness at Inception and at Quarter-end (b)
Forward Start IRS--117022--140 - CF FS LTC 54 Reentry - Fed Funds	Anticipatory cash flows	NA	Interest Rate	BOA	02/04/2020	07/16/2039		22,000,000	1.7% / (01S)						(1,912,200)				0	454,272		100% / 100%
Forward Start IRS--117107--140 - CF FS LTC 54 Reentry - Fed Funds	Anticipatory cash flows	NA	Interest Rate	NATWEST	02/06/2020	01/15/2040		36,000,000	1.78% / (01S)				0		(2,889,420)				0	754,201		100% / 100%
Forward Start IRS--117108--140 - CF FS LTC 54 Reentry - Fed Funds	Anticipatory cash flows	NA	Interest Rate	NATWEST	02/06/2020	01/15/2040		34,000,000	1.78% / (01S)						(2,728,897)				0	712,301		100% / 100%
Forward Start IRS--117109--140 - CF FS LTC 54 Reentry - Fed Funds	Anticipatory cash flows	NA	Interest Rate	NATWEST	02/06/2020	01/15/2040		32,500,000	1.78% / (01S)				0		(2,608,505)				0	680,876		100% / 100%
Forward Start IRS--117110--140 - CF FS LTC 54 Reentry - Fed Funds	Anticipatory cash flows	NA	Interest Rate	NATWEST	02/06/2020	01/15/2040		25,000,000	1.78% / (01S)						(2,006,542)				0	523,751		100% / 100%
Forward Start IRS--117111--140 - CF FS LTC 54 Reentry - Fed Funds	Anticipatory cash flows	NA	Interest Rate	NATWEST	02/06/2020	04/15/2041		16,000,000	1.78% / (01S)						(1,233,238)				0	346,922		100% / 100%
Forward Start IRS--117231--140 - CF FS LTC 54 Reentry - Fed Funds	Anticipatory cash flows	NA	Interest Rate	GSI	02/11/2020	08/15/2040		33,500,000	1.71% / (01S)						(2,799,072)				0	713,395		100% / 100%
Forward Start IRS--117232--140 - CF FS LTC 54 Reentry - Fed Funds	Anticipatory cash flows	NA	Interest Rate	GSI	02/11/2020	08/15/2040		26,000,000	1.71% / (01S)						(2,172,414)				0	553,680		100% / 100%
Forward Start IRS--117233--140 - CF FS LTC 54 Reentry - Fed Funds	Anticipatory cash flows	NA	Interest Rate	GSI	02/11/2020	08/15/2040		6,000,000	1.71% / (01S)						(501,326)				0	127,772		100% / 100%
Forward Start IRS--117234--140 - CF FS LTC 54 Reentry - Fed Funds	Anticipatory cash flows	NA	Interest Rate	GSI	02/11/2020	09/15/2040		27,000,000	1.71% / (01S)						(2,248,835)				0	576,320		100% / 100%
Forward Start IRS--117235--140 - CF FS LTC 54 Reentry - Fed Funds	Anticipatory cash flows	NA	Interest Rate	GSI	02/11/2020	09/16/2040		15,000,000	1.71% / (01S)						(1,249,230)				0	320,202		100% / 100%
Forward Start IRS--117236--140 - CF FS LTC 54 Reentry - Fed Funds	Anticipatory cash flows	NA	Interest Rate	GSI	02/11/2020	11/15/2041		10,500,000	1.7% / (01S)						(842,316)				0	231,190		100% / 100%
Forward Start IRS--117412--140 - CF FS LTC 54 Reentry - Fed Funds	Anticipatory cash flows	NA	Interest Rate	DBAG	02/14/2020	10/15/2040		24,000,000	1.67% / (01S)						(2,056,350)				0	513,438		100% / 100%
Forward Start IRS--117413--140 - CF FS LTC 54 Reentry - Fed Funds	Anticipatory cash flows	NA	Interest Rate	DBAG	02/14/2020	11/15/2040		20,000,000	1.67% / (01S)						(1,708,392)				0	428,856		100% / 100%

E06.9

STATEMENT AS OF JUNE 30, 2022 OF GENWORTH LIFE INSURANCE COMPANY

**SCHEDULE DB - PART A - SECTION 1**

Showing all Options, Caps, Floors, Collars, Swaps and Forwards Open as of Current Statement Date

1	2	3	4	5	6	7	8	9	10	11	12	13	14	15	16	17	18	19	20	21	22	23
Description	Description of Item(s) Hedged, Used for Income Generation or Replicated	Schedule/ Exhibit Identifier	Type(s) of Risk(s) (a)	Exchange, Counterparty or Central Clearinghouse	Trade Date	Date of Maturity or Expiration	Number of Contracts	Notional Amount	Strike Price, Rate or Index Received (Paid)	Cumulative Prior Year(s) Initial Cost of Un-discounted Premium (Received) Paid	Current Year Initial Cost of Un-discounted Premium (Received) Paid	Current Year Income	Book/ Adjusted Carrying Value	Code	Fair Value	Unrealized Valuation Increase/ (Decrease)	Total Foreign Exchange Change in B./A.C.V.	Current Year's (Amortization)/ Accretion	Adjustment to Carrying Value of Hedged Item	Potential Exposure	Credit Quality of Reference Entity	Hedge Effectiveness at Inception and at Quarter-end (b)
Forward Start IRS--117414--140 - CF FS LTC 54 Reentry - Fed Funds	Anticipatory cash flows	NA	Interest Rate	DBAG	02/14/2020	11/15/2040		13,500,000	1.67% / (01S)						(1,153,164)				0	289,478		100% / 100%
Forward Start IRS--117415--140 - CF FS LTC 54 Reentry - Fed Funds	Anticipatory cash flows	NA	Interest Rate	DBAG	02/14/2020	11/15/2040		13,000,000	1.67% / (01S)						(1,110,455)				0	278,757		100% / 100%
Forward Start IRS--117416--140 - CF FS LTC 54 Reentry - Fed Funds	Anticipatory cash flows	NA	Interest Rate	DBAG	02/14/2020	11/15/2040		12,500,000	1.67% / (01S)				0		(1,067,745)				0	268,035		100% / 100%
Forward Start IRS--117417--140 - CF FS LTC 54 Reentry - Fed Funds	Anticipatory cash flows	NA	Interest Rate	DBAG	02/14/2020	04/15/2042		10,000,000	1.66% / (01S)						(811,282)				0	222,517		100% / 100%
Forward Start IRS--117418--140 - CF FS LTC 54 Reentry - Fed Funds	Anticipatory cash flows	NA	Interest Rate	DBAG	02/14/2020	10/15/2043		10,000,000	1.65% / (01S)				0		(711,991)				0	230,797		100% / 100%
Forward Start IRS--117419--140 - CF FS LTC 54 Reentry - Fed Funds	Anticipatory cash flows	NA	Interest Rate	DBAG	02/14/2020	11/15/2044		11,000,000	1.64% / (01S)						(703,070)				0	260,276		100% / 100%
Forward Start IRS--128922--140A - CF FS LTC 54 Reentry - Fed Funds	Anticipatory cash flows	NA	Interest Rate	DBAG	05/18/2022	02/16/2037		10,000,000	2.82% / (01S)		0		0		(86,355)				0	191,336		100% / 100%
Forward Start IRS--128923--145A - CF FSS LTC New - Fed Funds	Anticipatory cash flows	NA	Interest Rate	DBAG	05/18/2022	05/15/2038		15,500,000	2.82% / (01S)		0		0		(151,862)				0	308,883		100% / 100%
Forward Start IRS--128976--145A - CF FSS LTC New - Fed Funds	Anticipatory cash flows	NA	Interest Rate	CSI	05/26/2022	11/15/2038		16,000,000	2.71% / (01S)						(280,722)				0	323,867		100% / 100%
Forward Start IRS--128977--140A - CF FS LTC 54 Reentry - Fed Funds	Anticipatory cash flows	NA	Interest Rate	CSI	05/26/2022	05/15/2039		6,000,000	2.71% / (01S)		0		0		(105,816)				0	123,274		100% / 100%
Forward Start IRS--128978--145A - CF FSS LTC New - Fed Funds	Anticipatory cash flows	NA	Interest Rate	NATWEST	05/26/2022	05/15/2040		11,500,000	2.79% / (01S)						(139,482)				0	243,189		100% / 100%
Forward Start IRS--128998--140A - CF FS LTC 54 Reentry - Fed Funds	Anticipatory cash flows	NA	Interest Rate	DBAG	05/31/2022	12/15/2036		34,000,000	2.75% / (01S)		0		0		(454,725)				0	646,698		100% / 100%
Forward Start IRS--129072--140A - CF FS LTC 54 Reentry - Fed Funds	Anticipatory cash flows	NA	Interest Rate	NATWEST	06/01/2022	01/15/2037		10,000,000	2.8% / (01S)		0		0		(97,661)				0	190,763		100% / 100%
Forward Start IRS--129094--140A - CF FS LTC 54 Reentry - Fed Funds	Anticipatory cash flows	NA	Interest Rate	CSI	06/06/2022	09/15/2039		27,000,000	2.9% / (01S)		0		0		(129,953)				0	560,241		100% / 100%
Forward Start IRS--129102--140A - CF FS LTC 54 Reentry - Fed Funds	Anticipatory cash flows	NA	Interest Rate	NATWEST	06/08/2022	03/15/2040		21,000,000	2.95% / (01S)		0		0		(34,973)				0	442,006		100% / 100%

E06.10

STATEMENT AS OF JUNE 30, 2022 OF GENWORTH LIFE INSURANCE COMPANY

**SCHEDULE DB - PART A - SECTION 1**

Showing all Options, Caps, Floors, Collars, Swaps and Forwards Open as of Current Statement Date

1	2	3	4	5	6	7	8	9	10	11	12	13	14	15	16	17	18	19	20	21	22	23
Description	Description of Item(s) Hedged, Used for Income Generation or Replicated	Schedule/ Exhibit Identifier	Type(s) of Risk(s) (a)	Exchange, Counterparty or Central Clearinghouse	Trade Date	Date of Maturity or Expiration	Number of Contracts	Notional Amount	Strike Price, Rate or Index Received (Paid)	Cumulative Prior Year(s) Initial Cost of Un-discounted Premium (Received) Paid	Current Year Initial Cost of Un-discounted Premium (Received) Paid	Current Year Income	Book/ Adjusted Carrying Value	Code	Fair Value	Unrealized Valuation Increase/ (Decrease)	Total Foreign Exchange Change in B./A.C.V.	Current Year's (Amortization)/ Accretion	Adjustment to Carrying Value of Hedged Item	Potential Exposure	Credit Quality of Reference Entity	Hedge Effectiveness at Inception and at Quarter-end (b)
Forward Start IRS--129144--140A - CF FS LTC 54 Reentry - Fed Funds	Anticipatory cash flows	NA	Interest Rate	BOA	.06/15/2022	.05/15/2038		47,500,000	3.09% / (01S)		0		0		435,685				0	946,578		100% / 100%
Forward Start IRS--129145--145A - CF FSS LTC New - Fed Funds	Anticipatory cash flows	NA	Interest Rate	DBAG	.06/15/2022	.10/15/2037		16,000,000	3.09% / (01S)		0		0		157,503				0	312,964		100% / 100%
Forward Start IRS--129169--140A - CF FS LTC 54 Reentry - Fed Funds	Anticipatory cash flows	NA	Interest Rate	BOA	.06/21/2022	.12/15/2039		35,000,000	3.04% / (01S)		0		0		151,495				0	731,476		100% / 100%
Forward Start IRS--129213--140A - CF FS LTC 54 Reentry - Fed Funds	Anticipatory cash flows	NA	Interest Rate	NATWEST	.06/27/2022	.04/15/2040		12,000,000	3.09% / (01S)		0		0		95,292				0	253,179		100% / 100%
Forward Start IRS--82087--140 - CF FS LTC 54 Reentry - Fed Funds	Anticipatory cash flows	NA	Interest Rate	DBAG	.05/03/2016	.06/15/2033		2,700,000	2.18% / (01S)						(144,728)				0	44,707		100% / 100%
Forward Start IRS--82088--140 - CF FS LTC 54 Reentry - Fed Funds	Anticipatory cash flows	NA	Interest Rate	DBAG	.05/03/2016	.12/15/2033		2,700,000	2.18% / (01S)						(139,872)				0	45,718		100% / 100%
Forward Start IRS--82089--140 - CF FS LTC 54 Reentry - Fed Funds	Anticipatory cash flows	NA	Interest Rate	DBAG	.05/03/2016	.03/15/2034		33,000,000	2.18% / (01S)						(1,701,856)				0	564,750		100% / 100%
Forward Start IRS--82090--140 - CF FS LTC 54 Reentry - Fed Funds	Anticipatory cash flows	NA	Interest Rate	DBAG	.05/03/2016	.04/15/2034		5,000,000	2.18% / (01S)						(257,815)				0	85,878		100% / 100%
Forward Start IRS--82091--140 - CF FS LTC 54 Reentry - Fed Funds	Anticipatory cash flows	NA	Interest Rate	DBAG	.05/03/2016	.06/14/2034		2,300,000	2.18% / (01S)						(118,600)				0	39,778		100% / 100%
Forward Start IRS--82092--140 - CF FS LTC 54 Reentry - Fed Funds	Anticipatory cash flows	NA	Interest Rate	DBAG	.05/03/2016	.08/15/2034		46,000,000	2.18% / (01S)						(2,383,810)				0	801,188		100% / 100%
Forward Start IRS--82093--140 - CF FS LTC 54 Reentry - Fed Funds	Anticipatory cash flows	NA	Interest Rate	DBAG	.05/03/2016	.09/15/2039		45,000,000	2.18% / (01S)						(2,421,170)				0	933,734		100% / 100%
Forward Start IRS--82094--140 - CF FS LTC 54 Reentry - Fed Funds	Anticipatory cash flows	NA	Interest Rate	DBAG	.05/03/2016	.12/15/2039		45,000,000	2.18% / (01S)						(2,405,144)				0	940,469		100% / 100%
Forward Start IRS--82095--140 - CF FS LTC 54 Reentry - Fed Funds	Anticipatory cash flows	NA	Interest Rate	DBAG	.05/03/2016	.02/15/2040		41,000,000	2.18% / (01S)						(2,181,068)				0	861,027		100% / 100%
Forward Start IRS--82096--140 - CF FS LTC 54 Reentry - Fed Funds	Anticipatory cash flows	NA	Interest Rate	DBAG	.05/03/2016	.03/15/2040		40,000,000	2.18% / (01S)						(2,126,035)				0	841,916		100% / 100%
Forward Start IRS--82097--140 - CF FS LTC 54 Reentry - Fed Funds	Anticipatory cash flows	NA	Interest Rate	DBAG	.05/03/2016	.04/15/2040		39,000,000	2.18% / (01S)						(2,067,809)				0	822,833		100% / 100%

EOG-11

STATEMENT AS OF JUNE 30, 2022 OF GENWORTH LIFE INSURANCE COMPANY

**SCHEDULE DB - PART A - SECTION 1**

Showing all Options, Caps, Floors, Collars, Swaps and Forwards Open as of Current Statement Date

1	2	3	4	5	6	7	8	9	10	11	12	13	14	15	16	17	18	19	20	21	22	23
Description	Description of Item(s) Hedged, Used for Income Generation or Replicated	Schedule/ Exhibit Identifier	Type(s) of Risk(s) (a)	Exchange, Counterparty or Central Clearinghouse	Trade Date	Date of Maturity or Expiration	Number of Contracts	Notional Amount	Strike Price, Rate or Index Received (Paid)	Cumulative Prior Year(s) Initial Cost of Un-discounted Premium (Received) Paid	Current Year Initial Cost of Un-discounted Premium (Received) Paid	Current Year Income	Book/ Adjusted Carrying Value	Code	Fair Value	Unrealized Valuation Increase/ (Decrease)	Total Foreign Exchange Change in B./A.C.V.	Current Year's (Amortization)/ Accretion	Adjustment to Carrying Value of Hedged Item	Potential Exposure	Credit Quality of Reference Entity	Hedge Effectiveness at Inception and at Quarter-end (b)
Forward Start IRS—82098—140 - CF FS LTC 54 Reentry - Fed Funds	Anticipatory cash flows	NA	Interest Rate	DBAG	.05/03/2016	.05/15/2040		41,000,000	2.18% / (OIS)						(2,169,317)				0	867,023		100% / 100%
Forward Start IRS—82099—140 - CF FS LTC 54 Reentry - Fed Funds	Anticipatory cash flows	NA	Interest Rate	DBAG	.05/03/2016	.06/15/2040		40,000,000	2.18% / (OIS)						(2,111,372)				0	847,882		100% / 100%
Forward Start IRS—82100—140 - CF FS LTC 54 Reentry - Fed Funds	Anticipatory cash flows	NA	Interest Rate	DBAG	.05/03/2016	.07/15/2040		39,000,000	2.18% / (OIS)						(2,053,681)				0	828,573		100% / 100%
Forward Start IRS—82101—140 - CF FS LTC 54 Reentry - Fed Funds	Anticipatory cash flows	NA	Interest Rate	DBAG	.05/03/2016	.09/15/2040		40,000,000	2.18% / (OIS)						(2,092,331)				0	853,807		100% / 100%
Forward Start IRS—82102—140 - CF FS LTC 54 Reentry - Fed Funds	Anticipatory cash flows	NA	Interest Rate	DBAG	.05/03/2016	.12/15/2040		37,000,000	2.18% / (OIS)						(1,917,781)				0	795,155		100% / 100%
Forward Start IRS—82103—140 - CF FS LTC 54 Reentry - Fed Funds	Anticipatory cash flows	NA	Interest Rate	DBAG	.05/03/2016	.03/15/2041		51,000,000	2.18% / (OIS)						(2,619,866)				0	1,103,315		100% / 100%
Forward Start IRS—82104—140 - CF FS LTC 54 Reentry - Fed Funds	Anticipatory cash flows	NA	Interest Rate	DBAG	.05/03/2016	.06/15/2041		36,000,000	2.18% / (OIS)						(1,831,781)				0	784,036		100% / 100%
Forward Start IRS—82105—140 - CF FS LTC 54 Reentry - Fed Funds	Anticipatory cash flows	NA	Interest Rate	DBAG	.05/03/2016	.09/15/2041		42,000,000	2.18% / (OIS)						(2,109,117)				0	920,765		100% / 100%
Forward Start IRS—82287—140 - CF FS LTC 54 Reentry - Fed Funds	Anticipatory cash flows	NA	Interest Rate	DBAG	.05/04/2016	.07/15/2041		22,000,000	2.16% / (OIS)				0		(1,143,883)				0	480,170		100% / 100%
Forward Start IRS—82288—140 - CF FS LTC 54 Reentry - Fed Funds	Anticipatory cash flows	NA	Interest Rate	DBAG	.05/04/2016	.10/15/2041		23,000,000	2.16% / (OIS)				0		(1,179,066)				0	505,305		100% / 100%
Forward Start IRS—82289—140 - CF FS LTC 54 Reentry - Fed Funds	Anticipatory cash flows	NA	Interest Rate	DBAG	.05/04/2016	.03/15/2042		19,000,000	2.16% / (OIS)						(951,020)				0	421,874		100% / 100%
Forward Start IRS—82290—140 - CF FS LTC 54 Reentry - Fed Funds	Anticipatory cash flows	NA	Interest Rate	DBAG	.05/04/2016	.07/15/2042		20,000,000	2.16% / (OIS)						(980,703)				0	447,826		100% / 100%
Forward Start IRS—82291—140 - CF FS LTC 54 Reentry - Fed Funds	Anticipatory cash flows	NA	Interest Rate	DBAG	.05/04/2016	.10/15/2042		21,000,000	2.16% / (OIS)						(993,800)				0	473,163		100% / 100%
Forward Start IRS—82292—140 - CF FS LTC 54 Reentry - Fed Funds	Anticipatory cash flows	NA	Interest Rate	DBAG	.05/04/2016	.03/15/2043		18,000,000	2.16% / (OIS)				0		(802,429)				0	409,678		100% / 100%

STATEMENT AS OF JUNE 30, 2022 OF GENWORTH LIFE INSURANCE COMPANY

**SCHEDULE DB - PART A - SECTION 1**

Showing all Options, Caps, Floors, Collars, Swaps and Forwards Open as of Current Statement Date

1	2	3	4	5	6	7	8	9	10	11	12	13	14	15	16	17	18	19	20	21	22	23
Description	Description of Item(s) Hedged, Used for Income Generation or Replicated	Schedule/ Exhibit Identifier	Type(s) of Risk(s) (a)	Exchange, Counterparty or Central Clearinghouse	Trade Date	Date of Maturity or Expiration	Number of Contracts	Notional Amount	Strike Price, Rate or Index Received (Paid)	Cumulative Prior Year(s) Initial Cost of Un-discounted Premium (Received) Paid	Current Year Initial Cost of Un-discounted Premium (Received) Paid	Current Year Income	Book/ Adjusted Carrying Value	Code	Fair Value	Unrealized Valuation Increase/ (Decrease)	Total Foreign Exchange Change in B./A.C.V.	Current Year's (Amortization)/ Accretion	Adjustment to Carrying Value of Hedged Item	Potential Exposure	Credit Quality of Reference Entity	Hedge Effectiveness at Inception and at Quarter-end (b)
Forward Start IRS—82293—140 - CF FS LTC 54 Reentry - Fed Funds	Anticipatory cash flows	NA	Interest Rate	DBAG	.05/04/2016	07/15/2043		19,000,000	2.16% / (01S)				0		(805,318)				0	435,912		100% / 100%
Forward Start IRS—82294—140 - CF FS LTC 54 Reentry - Fed Funds	Anticipatory cash flows	NA	Interest Rate	DBAG	.05/04/2016	10/14/2043		21,000,000	2.16% / (01S)						(855,678)				0	484,642		100% / 100%
Forward Start IRS—82295—140 - CF FS LTC 54 Reentry - Fed Funds	Anticipatory cash flows	NA	Interest Rate	DBAG	.05/04/2016	09/15/2041		24,000,000	2.16% / (01S)						(1,235,826)				0	526,151		100% / 100%
Forward Start IRS—82296—140 - CF FS LTC 54 Reentry - Fed Funds	Anticipatory cash flows	NA	Interest Rate	DBAG	.05/04/2016	09/15/2041		28,000,000	2.16% / (01S)				0		(1,441,797)				0	613,843		100% / 100%
Forward Start IRS—82297—140 - CF FS LTC 54 Reentry - Fed Funds	Anticipatory cash flows	NA	Interest Rate	DBAG	.05/04/2016	08/15/2041		15,000,000	2.16% / (01S)				0		(776,296)				0	328,117		100% / 100%
Forward Start IRS—82298—140 - CF FS LTC 54 Reentry - Fed Funds	Anticipatory cash flows	NA	Interest Rate	DBAG	.05/04/2016	07/15/2041		35,000,000	2.16% / (01S)						(1,819,813)				0	763,906		100% / 100%
Forward Start IRS—82299—140 - CF FS LTC 54 Reentry - Fed Funds	Anticipatory cash flows	NA	Interest Rate	DBAG	.05/04/2016	07/15/2041		33,000,000	2.16% / (01S)				0		(1,715,824)				0	720,255		100% / 100%
Forward Start IRS—82300—140 - CF FS LTC 54 Reentry - Fed Funds	Anticipatory cash flows	NA	Interest Rate	DBAG	.05/04/2016	06/15/2041		41,500,000	2.16% / (01S)				0		(2,165,004)				0	903,819		100% / 100%
Forward Start IRS—82301—140 - CF FS LTC 54 Reentry - Fed Funds	Anticipatory cash flows	NA	Interest Rate	DBAG	.05/04/2016	12/15/2046		21,000,000	2.16% / (01S)						(446,835)				0	519,476		100% / 100%
Forward Start IRS—82302—140 - CF FS LTC 54 Reentry - Fed Funds	Anticipatory cash flows	NA	Interest Rate	DBAG	.05/04/2016	07/14/2044		21,000,000	2.16% / (01S)						(756,013)				0	493,107		100% / 100%
Forward Start IRS—82303—140 - CF FS LTC 54 Reentry - Fed Funds	Anticipatory cash flows	NA	Interest Rate	DBAG	.05/04/2016	06/16/2041		16,000,000	2.16% / (01S)						(834,602)				0	348,486		100% / 100%
Forward Start IRS—82304—140 - CF FS LTC 54 Reentry - Fed Funds	Anticipatory cash flows	NA	Interest Rate	DBAG	.05/04/2016	03/15/2042		28,000,000	2.16% / (01S)						(1,401,503)				0	621,710		100% / 100%
Forward Start IRS—82305—140 - CF FS LTC 54 Reentry - Fed Funds	Anticipatory cash flows	NA	Interest Rate	DBAG	.05/04/2016	07/15/2042		14,000,000	2.16% / (01S)						(686,492)				0	313,478		100% / 100%
Forward Start IRS—82306—140 - CF FS LTC 54 Reentry - Fed Funds	Anticipatory cash flows	NA	Interest Rate	DBAG	.05/04/2016	12/15/2042		8,000,000	2.16% / (01S)						(369,664)				0	180,993		100% / 100%

STATEMENT AS OF JUNE 30, 2022 OF GENWORTH LIFE INSURANCE COMPANY

**SCHEDULE DB - PART A - SECTION 1**

Showing all Options, Caps, Floors, Collars, Swaps and Forwards Open as of Current Statement Date

1	2	3	4	5	6	7	8	9	10	11	12	13	14	15	16	17	18	19	20	21	22	23
Description	Description of Item(s) Hedged, Used for Income Generation or Replicated	Schedule/ Exhibit Identifier	Type(s) of Risk(s) (a)	Exchange, Counterparty or Central Clearinghouse	Trade Date	Date of Maturity or Expiration	Number of Contracts	Notional Amount	Strike Price, Rate or Index Received (Paid)	Cumulative Prior Year(s) Initial Cost of Un-discounted Premium (Received) Paid	Current Year Initial Cost of Un-discounted Premium (Received) Paid	Current Year Income	Book/ Adjusted Carrying Value	Code	Fair Value	Unrealized Valuation Increase/ (Decrease)	Total Foreign Exchange Change in B./A.C.V.	Current Year's (Amortization)/ Accretion	Adjustment to Carrying Value of Hedged Item	Potential Exposure	Credit Quality of Reference Entity	Hedge Effectiveness at Inception and at Quarter-end (b)
Forward Start IRS--82307--140 - CF FS LTC 54 Reentry - Fed Funds	Anticipatory cash flows	NA	Interest Rate	DBAG	.05/04/2016	.01/17/2044		32,000,000	2.16% / (01S)						(1,250,007)				0	742,999		100% / 100%
Forward Start IRS--82308--140 - CF FS LTC 54 Reentry - Fed Funds	Anticipatory cash flows	NA	Interest Rate	DBAG	.05/04/2016	.04/14/2044		25,000,000	2.16% / (01S)						(939,356)				0	583,704		100% / 100%
Forward Start IRS--82309--140 - CF FS LTC 54 Reentry - Fed Funds	Anticipatory cash flows	NA	Interest Rate	DBAG	.05/04/2016	.01/16/2045		14,000,000	2.16% / (01S)						(459,197)				0	332,514		100% / 100%
Forward Start IRS--82310--140 - CF FS LTC 54 Reentry - Fed Funds	Anticipatory cash flows	NA	Interest Rate	DBAG	.05/04/2016	.04/16/2045		25,000,000	2.16% / (01S)						(782,170)				0	597,010		100% / 100%
Forward Start IRS--82311--140 - CF FS LTC 54 Reentry - Fed Funds	Anticipatory cash flows	NA	Interest Rate	DBAG	.05/04/2016	.07/16/2045		22,000,000	2.16% / (01S)						(654,903)				0	528,232		100% / 100%
Forward Start IRS--82312--140 - CF FS LTC 54 Reentry - Fed Funds	Anticipatory cash flows	NA	Interest Rate	DBAG	.05/04/2016	.12/14/2045		9,000,000	2.16% / (01S)						(245,298)				0	218,025		100% / 100%
Forward Start IRS--82313--140 - CF FS LTC 54 Reentry - Fed Funds	Anticipatory cash flows	NA	Interest Rate	DBAG	.05/04/2016	.04/15/2046		27,000,000	2.16% / (01S)						(680,553)				0	658,715		100% / 100%
Forward Start IRS--82314--140 - CF FS LTC 54 Reentry - Fed Funds	Anticipatory cash flows	NA	Interest Rate	DBAG	.05/04/2016	.08/15/2046		22,000,000	2.16% / (01S)						(511,213)				0	540,485		100% / 100%
Forward Start IRS--82315--140 - CF FS LTC 54 Reentry - Fed Funds	Anticipatory cash flows	NA	Interest Rate	DBAG	.05/04/2016	.02/15/2044		37,000,000	2.16% / (01S)						(1,426,350)				0	860,674		100% / 100%
Forward Start IRS--82316--140 - CF FS LTC 54 Reentry - Fed Funds	Anticipatory cash flows	NA	Interest Rate	DBAG	.05/04/2016	.08/15/2044		10,000,000	2.16% / (01S)						(354,445)				0	235,279		100% / 100%
Forward Start IRS--82317--140 - CF FS LTC 54 Reentry - Fed Funds	Anticipatory cash flows	NA	Interest Rate	DBAG	.05/04/2016	.10/16/2044		15,000,000	2.16% / (01S)						(515,563)				0	354,269		100% / 100%
Forward Start IRS--82739--140 - CF FS LTC 54 Reentry - Fed Funds	Anticipatory cash flows	NA	Interest Rate	DBAG	.05/06/2016	.09/16/2034		20,000,000	1.89% / (01S)						(1,508,476)				0	349,599		100% / 100%
Forward Start IRS--82740--140 - CF FS LTC 54 Reentry - Fed Funds	Anticipatory cash flows	NA	Interest Rate	DBAG	.05/06/2016	.10/15/2034		31,000,000	1.89% / (01S)						(2,341,848)				0	543,636		100% / 100%
Forward Start IRS--82745--140 - CF FS LTC 54 Reentry - Fed Funds	Anticipatory cash flows	NA	Interest Rate	DBAG	.05/06/2016	.02/15/2043		34,000,000	1.89% / (01S)						(2,099,573)				0	772,403		100% / 100%

E06.14

STATEMENT AS OF JUNE 30, 2022 OF GENWORTH LIFE INSURANCE COMPANY

**SCHEDULE DB - PART A - SECTION 1**

Showing all Options, Caps, Floors, Collars, Swaps and Forwards Open as of Current Statement Date

1	2	3	4	5	6	7	8	9	10	11	12	13	14	15	16	17	18	19	20	21	22	23
Description	Description of Item(s) Hedged, Used for Income Generation or Replicated	Schedule/ Exhibit Identifier	Type(s) of Risk(s) (a)	Exchange, Counterparty or Central Clearinghouse	Trade Date	Date of Maturity or Expiration	Number of Contracts	Notional Amount	Strike Price, Rate or Index Received (Paid)	Cumulative Prior Year(s) Initial Cost of Un-discounted Premium (Received) Paid	Current Year Initial Cost of Un-discounted Premium (Received) Paid	Current Year Income	Book/ Adjusted Carrying Value	Code	Fair Value	Unrealized Valuation Increase/ (Decrease)	Total Foreign Exchange Change in B./A.C.V.	Current Year's (Amortization)/ Accretion	Adjustment to Carrying Value of Hedged Item	Potential Exposure	Credit Quality of Reference Entity	Hedge Effectiveness at Inception and at Quarter-end (b)
Forward Start IRS--82746--140 - CF FS LTC 54 Reentry - Fed Funds	Anticipatory cash flows	NA	Interest Rate	DBAG	.05/06/2016	02/15/2039		19,000,000	1.89% / (01S)						(1,422,173)				0	387,538		100% / 100%
Forward Start IRS--82747--140 - CF FS LTC 54 Reentry - Fed Funds	Anticipatory cash flows	NA	Interest Rate	DBAG	.05/06/2016	05/15/2039		18,000,000	1.89% / (01S)						(1,340,104)				0	369,822		100% / 100%
Forward Start IRS--82748--140 - CF FS LTC 54 Reentry - Fed Funds	Anticipatory cash flows	NA	Interest Rate	DBAG	.05/06/2016	08/15/2039		18,000,000	1.89% / (01S)						(1,331,581)				0	372,572		100% / 100%
Forward Start IRS--82749--140 - CF FS LTC 54 Reentry - Fed Funds	Anticipatory cash flows	NA	Interest Rate	DBAG	.05/06/2016	11/15/2039		18,000,000	1.89% / (01S)						(1,321,731)				0	375,302		100% / 100%
Forward Start IRS--82750--140 - CF FS LTC 54 Reentry - Fed Funds	Anticipatory cash flows	NA	Interest Rate	DBAG	.05/06/2016	02/15/2040		18,000,000	1.89% / (01S)						(1,312,333)				0	378,012		100% / 100%
Forward Start IRS--82753--140 - CF FS LTC 54 Reentry - Fed Funds	Anticipatory cash flows	NA	Interest Rate	DBAG	.05/06/2016	12/15/2032		11,000,000	1.89% / (01S)						(896,932)				0	177,953		100% / 100%
Forward Start IRS--82754--140 - CF FS LTC 54 Reentry - Fed Funds	Anticipatory cash flows	NA	Interest Rate	DBAG	.05/06/2016	02/15/2033		14,000,000	1.89% / (01S)						(1,124,681)				0	228,315		100% / 100%
Forward Start IRS--82755--140 - CF FS LTC 54 Reentry - Fed Funds	Anticipatory cash flows	NA	Interest Rate	DBAG	.05/06/2016	04/14/2033		18,000,000	1.89% / (01S)						(1,425,205)				0	295,733		100% / 100%
Forward Start IRS--82756--140 - CF FS LTC 54 Reentry - Fed Funds	Anticipatory cash flows	NA	Interest Rate	DBAG	.05/06/2016	06/15/2033		14,000,000	1.89% / (01S)						(1,091,345)				0	231,817		100% / 100%
Forward Start IRS--82757--140 - CF FS LTC 54 Reentry - Fed Funds	Anticipatory cash flows	NA	Interest Rate	DBAG	.05/06/2016	03/16/2036		39,000,000	1.89% / (01S)						(3,017,568)				0	722,305		100% / 100%
Forward Start IRS--82758--140 - CF FS LTC 54 Reentry - Fed Funds	Anticipatory cash flows	NA	Interest Rate	DBAG	.05/06/2016	06/15/2036		40,000,000	1.89% / (01S)						(3,104,794)				0	747,526		100% / 100%
Forward Start IRS--82759--140 - CF FS LTC 54 Reentry - Fed Funds	Anticipatory cash flows	NA	Interest Rate	DBAG	.05/06/2016	03/15/2037		42,000,000	1.89% / (01S)				0		(3,265,939)				0	805,640		100% / 100%
Forward Start IRS--82760--140 - CF FS LTC 54 Reentry - Fed Funds	Anticipatory cash flows	NA	Interest Rate	DBAG	.05/06/2016	04/15/2037		35,000,000	1.89% / (01S)						(2,721,666)				0	673,301		100% / 100%
Forward Start IRS--82761--140 - CF FS LTC 54 Reentry - Fed Funds	Anticipatory cash flows	NA	Interest Rate	DBAG	.05/06/2016	04/14/2038		38,000,000	1.89% / (01S)						(2,900,487)				0	755,235		100% / 100%

STATEMENT AS OF JUNE 30, 2022 OF GENWORTH LIFE INSURANCE COMPANY

**SCHEDULE DB - PART A - SECTION 1**

Showing all Options, Caps, Floors, Collars, Swaps and Forwards Open as of Current Statement Date

1	2	3	4	5	6	7	8	9	10	11	12	13	14	15	16	17	18	19	20	21	22	23
Description	Description of Item(s) Hedged, Used for Income Generation or Replicated	Schedule/ Exhibit Identifier	Type(s) of Risk(s) (a)	Exchange, Counterparty or Central Clearinghouse	Trade Date	Date of Maturity or Expiration	Number of Contracts	Notional Amount	Strike Price, Rate or Index Received (Paid)	Cumulative Prior Year(s) Initial Cost of Un-discounted Premium (Received) Paid	Current Year Initial Cost of Un-discounted Premium (Received) Paid	Current Year Income	Book/ Adjusted Carrying Value	Code	Fair Value	Unrealized Valuation Increase/ (Decrease)	Total Foreign Exchange Change in B./A.C.V.	Current Year's (Amortization)/ Accretion	Adjustment to Carrying Value of Hedged Item	Potential Exposure	Credit Quality of Reference Entity	Hedge Effectiveness at Inception and at Quarter-end (b)
Forward Start IRS—82762—140 - CF FS LTC 54 Reentry - Fed Funds	Anticipatory cash flows	NA	Interest Rate	DBAG	05/06/2016	10/16/2038		38,000,000	1.89% / (01S)						(2,866,451)				0	767,253		100% / 100%
Forward Start IRS—97290—140 - CF FS LTC 54 Reentry - Fed Funds	Anticipatory cash flows	NA	Interest Rate	GSI	12/05/2017	01/16/2034		45,100,000	2.34% / (01S)						(1,758,829)				0	766,573		100% / 100%
Forward Start IRS—97291—140 - CF FS LTC 54 Reentry - Fed Funds	Anticipatory cash flows	NA	Interest Rate	GSI	12/05/2017	07/15/2034		24,900,000	2.34% / (01S)						(966,341)				0	432,166		100% / 100%
Forward Start IRS—97292—140 - CF FS LTC 54 Reentry - Fed Funds	Anticipatory cash flows	NA	Interest Rate	GSI	12/05/2017	06/14/2034		21,000,000	2.34% / (01S)						(812,817)				0	363,190		100% / 100%
Forward Start IRS—97293—140 - CF FS LTC 54 Reentry - Fed Funds	Anticipatory cash flows	NA	Interest Rate	GSI	12/05/2017	02/15/2034		17,200,000	2.34% / (01S)						(671,361)				0	293,389		100% / 100%
Forward Start IRS—97294—140 - CF FS LTC 54 Reentry - Fed Funds	Anticipatory cash flows	NA	Interest Rate	GSI	12/05/2017	02/15/2034		11,400,000	2.34% / (01S)						(444,972)				0	194,456		100% / 100%
Forward Start IRS—97295—140 - CF FS LTC 54 Reentry - Fed Funds	Anticipatory cash flows	NA	Interest Rate	GSI	12/05/2017	04/15/2034		11,400,000	2.34% / (01S)						(440,496)				0	195,801		100% / 100%
Forward Start IRS—97296—140 - CF FS LTC 54 Reentry - Fed Funds	Anticipatory cash flows	NA	Interest Rate	GSI	12/05/2017	10/15/2034		7,600,000	2.35% / (01S)						(296,774)				0	133,279		100% / 100%
Forward Start IRS—97297—140 - CF FS LTC 54 Reentry - Fed Funds	Anticipatory cash flows	NA	Interest Rate	GSI	12/05/2017	05/15/2034		34,000,000	2.34% / (01S)						(1,315,137)				0	585,999		100% / 100%
Forward Start IRS—97298—140 - CF FS LTC 54 Reentry - Fed Funds	Anticipatory cash flows	NA	Interest Rate	GSI	12/05/2017	05/15/2034		20,400,000	2.34% / (01S)				0		(789,082)				0	351,600		100% / 100%
Forward Start IRS—97299—140 - CF FS LTC 54 Reentry - Fed Funds	Anticipatory cash flows	NA	Interest Rate	GSI	12/05/2017	02/15/2034		52,200,000	2.34% / (01S)				0		(2,037,503)				0	890,402		100% / 100%
Forward Start IRS—97300—140 - CF FS LTC 54 Reentry - Fed Funds	Anticipatory cash flows	NA	Interest Rate	GSI	12/05/2017	03/15/2034		5,800,000	2.34% / (01S)				0		(223,951)				0	99,259		100% / 100%
Forward Start IRS—97301—140 - CF FS LTC 54 Reentry - Fed Funds	Anticipatory cash flows	NA	Interest Rate	GSI	12/05/2017	12/16/2034		2,400,000	2.35% / (01S)				0		(94,763)				0	42,378		100% / 100%
Forward Start IRS—97302—140 - CF FS LTC 54 Reentry - Fed Funds	Anticipatory cash flows	NA	Interest Rate	GSI	12/05/2017	04/15/2034		19,400,000	2.34% / (01S)				0		(749,616)				0	333,206		100% / 100%



STATEMENT AS OF JUNE 30, 2022 OF GENWORTH LIFE INSURANCE COMPANY

**SCHEDULE DB - PART A - SECTION 1**

Showing all Options, Caps, Floors, Collars, Swaps and Forwards Open as of Current Statement Date

1	2	3	4	5	6	7	8	9	10	11	12	13	14	15	16	17	18	19	20	21	22	23
Description	Description of Item(s) Hedged, Used for Income Generation or Replicated	Schedule/ Exhibit Identifier	Type(s) of Risk(s) (a)	Exchange, Counterparty or Central Clearinghouse	Trade Date	Date of Maturity or Expiration	Number of Contracts	Notional Amount	Strike Price, Rate or Index Received (Paid)	Cumulative Prior Year(s) Initial Cost of Un-discounted Premium (Received) Paid	Current Year Initial Cost of Un-discounted Premium (Received) Paid	Current Year Income	Book/ Adjusted Carrying Value	Code	Fair Value	Unrealized Valuation Increase/ (Decrease)	Total Foreign Exchange Change in B./A.C.V.	Current Year's (Amortization)/ Accretion	Adjustment to Carrying Value of Hedged Item	Potential Exposure	Credit Quality of Reference Entity	Hedge Effectiveness at Inception and at Quarter-end (b)
Forward Start IRS—97303—140 - CF FS LTC 54 Reentry - Fed Funds	Anticipatory cash flows	NA	Interest Rate	GSJ	12/05/2017	11/15/2034		7,700,000	2.35% / (01S)				0		(302,295)				0	135,498		100% / 100%
Forward Start IRS—97429—140 - CF FS LTC 54 Reentry - Fed Funds	Anticipatory cash flows	NA	Interest Rate	CSI	12/08/2017	01/15/2035		38,800,000	2.35% / (01S)				0		(1,524,522)				0	687,358		100% / 100%
Forward Start IRS—97430—140 - CF FS LTC 54 Reentry - Fed Funds	Anticipatory cash flows	NA	Interest Rate	CSI	12/08/2017	01/15/2035		4,900,000	2.35% / (01S)						(192,530)				0	86,805		100% / 100%
Forward Start IRS—97431—140 - CF FS LTC 54 Reentry - Fed Funds	Anticipatory cash flows	NA	Interest Rate	CSI	12/08/2017	02/14/2035		14,200,000	2.35% / (01S)						(560,957)				0	252,381		100% / 100%
Forward Start IRS—97432—140 - CF FS LTC 54 Reentry - Fed Funds	Anticipatory cash flows	NA	Interest Rate	CSI	12/08/2017	02/14/2035		19,000,000	2.35% / (01S)						(750,576)				0	337,693		100% / 100%
Forward Start IRS—97433—140 - CF FS LTC 54 Reentry - Fed Funds	Anticipatory cash flows	NA	Interest Rate	CSI	12/08/2017	03/14/2035		17,000,000	2.35% / (01S)						(675,359)				0	303,062		100% / 100%
Forward Start IRS—97434—140 - CF FS LTC 54 Reentry - Fed Funds	Anticipatory cash flows	NA	Interest Rate	CSI	12/08/2017	03/14/2035		17,000,000	2.35% / (01S)				0		(675,359)				0	303,062		100% / 100%
Forward Start IRS—98086—140 - CF FS LTC 54 Reentry - Fed Funds	Anticipatory cash flows	NA	Interest Rate	BOA	01/10/2018	01/15/2040		33,000,000	2.46% / (01S)						(1,137,817)				0	691,351		100% / 100%
Forward Start IRS—98134—140 - CF FS LTC 54 Reentry - Fed Funds	Anticipatory cash flows	NA	Interest Rate	BOA	01/11/2018	04/15/2035		16,600,000	2.46% / (01S)						(519,916)				0	296,950		100% / 100%
Forward Start IRS—98135—140 - CF FS LTC 54 Reentry - Fed Funds	Anticipatory cash flows	NA	Interest Rate	BOA	01/11/2018	04/15/2035		18,100,000	2.46% / (01S)						(566,897)				0	323,783		100% / 100%
Forward Start IRS—98136—140 - CF FS LTC 54 Reentry - Fed Funds	Anticipatory cash flows	NA	Interest Rate	BOA	01/11/2018	04/15/2035		3,800,000	2.46% / (01S)						(119,017)				0	67,976		100% / 100%
Forward Start IRS—98137—140 - CF FS LTC 54 Reentry - Fed Funds	Anticipatory cash flows	NA	Interest Rate	BOA	01/11/2018	04/15/2035		15,100,000	2.46% / (01S)						(472,936)				0	270,117		100% / 100%
Forward Start IRS—98138—140 - CF FS LTC 54 Reentry - Fed Funds	Anticipatory cash flows	NA	Interest Rate	BOA	01/11/2018	05/15/2035		16,600,000	2.46% / (01S)						(523,874)				0	297,902		100% / 100%
Forward Start IRS—98139—140 - CF FS LTC 54 Reentry - Fed Funds	Anticipatory cash flows	NA	Interest Rate	BOA	01/11/2018	06/16/2035		23,400,000	2.46% / (01S)						(739,453)				0	421,360		100% / 100%

STATEMENT AS OF JUNE 30, 2022 OF GENWORTH LIFE INSURANCE COMPANY

**SCHEDULE DB - PART A - SECTION 1**

Showing all Options, Caps, Floors, Collars, Swaps and Forwards Open as of Current Statement Date

1	2	3	4	5	6	7	8	9	10	11	12	13	14	15	16	17	18	19	20	21	22	23
Description	Description of Item(s) Hedged, Used for Income Generation or Replicated	Schedule/ Exhibit Identifier	Type(s) of Risk(s) (a)	Exchange, Counterparty or Central Clearinghouse	Trade Date	Date of Maturity or Expiration	Number of Contracts	Notional Amount	Strike Price, Rate or Index Received (Paid)	Cumulative Prior Year(s) Initial Cost of Un-discounted Premium (Received) Paid	Current Year Initial Cost of Un-discounted Premium (Received) Paid	Current Year Income	Book/ Adjusted Carrying Value	Code	Fair Value	Unrealized Valuation Increase/ (Decrease)	Total Foreign Exchange Change in B./A.C.V.	Current Year's (Amortization)/ Accretion	Adjustment to Carrying Value of Hedged Item	Potential Exposure	Credit Quality of Reference Entity	Hedge Effectiveness at Inception and at Quarter-end (b)
Forward Start IRS—98140—140 - CF FS LTC 54 Reentry - Fed Funds	Anticipatory cash flows	NA	Interest Rate	BOA	.01/11/2018	.06/16/2035		13,100,000	2.46% / (01S)						(413,967)				0	235,890		100% / 100%
Forward Start IRS—98141—140 - CF FS LTC 54 Reentry - Fed Funds	Anticipatory cash flows	NA	Interest Rate	BOA	.01/11/2018	.07/15/2035		58,900,000	2.46% / (01S)						(1,874,418)				0	1,063,847		100% / 100%
Forward Start IRS—98392—140 - CF FS LTC 54 Reentry - Fed Funds	Anticipatory cash flows	NA	Interest Rate	BOA	.01/23/2018	.01/14/2043		29,300,000	2.48% / (01S)						(764,751)				0	664,215		100% / 100%
Forward Start IRS—98393—140 - CF FS LTC 54 Reentry - Fed Funds	Anticipatory cash flows	NA	Interest Rate	BOA	.01/23/2018	.02/15/2043		14,400,000	2.48% / (01S)						(368,215)				0	327,136		100% / 100%
Forward Start IRS—98394—140 - CF FS LTC 54 Reentry - Fed Funds	Anticipatory cash flows	NA	Interest Rate	BOA	.01/23/2018	.03/15/2043		28,500,000	2.48% / (01S)						(716,155)				0	648,658		100% / 100%
Forward Start IRS—98395—140 - CF FS LTC 54 Reentry - Fed Funds	Anticipatory cash flows	NA	Interest Rate	BOA	.01/23/2018	.04/15/2043		10,200,000	2.48% / (01S)				0		(254,138)				0	232,626		100% / 100%
Forward Start IRS—98396—140 - CF FS LTC 54 Reentry - Fed Funds	Anticipatory cash flows	NA	Interest Rate	BOA	.01/23/2018	.05/15/2043		10,200,000	2.48% / (01S)						(249,183)				0	233,085		100% / 100%
Forward Start IRS—98397—140 - CF FS LTC 54 Reentry - Fed Funds	Anticipatory cash flows	NA	Interest Rate	BOA	.01/23/2018	.05/16/2043		82,800,000	2.48% / (01S)						(2,021,463)				0	1,892,230		100% / 100%
Forward Start IRS—98398—140 - CF FS LTC 54 Reentry - Fed Funds	Anticipatory cash flows	NA	Interest Rate	BOA	.01/23/2018	.05/16/2043		13,500,000	2.48% / (01S)				0		(329,586)				0	308,516		100% / 100%
Forward Start IRS—98399—140 - CF FS LTC 54 Reentry - Fed Funds	Anticipatory cash flows	NA	Interest Rate	BOA	.01/23/2018	.07/15/2043		21,300,000	2.47% / (01S)						(505,550)				0	488,681		100% / 100%
Forward Start IRS—98400—140 - CF FS LTC 54 Reentry - Fed Funds	Anticipatory cash flows	NA	Interest Rate	BOA	.01/23/2018	.08/15/2043		25,800,000	2.47% / (01S)						(599,261)				0	593,116		100% / 100%
Forward Start IRS—98401—140 - CF FS LTC 54 Reentry - Fed Funds	Anticipatory cash flows	NA	Interest Rate	BOA	.01/23/2018	.08/15/2043		13,500,000	2.47% / (01S)						(313,567)				0	310,351		100% / 100%
Forward Start IRS—98411—140 - CF FS LTC 54 Reentry - Fed Funds	Anticipatory cash flows	NA	Interest Rate	CSI	.01/23/2018	.01/15/2039		19,600,000	2.49% / (01S)						(647,578)				0	398,755		100% / 100%
Forward Start IRS—98412—140 - CF FS LTC 54 Reentry - Fed Funds	Anticipatory cash flows	NA	Interest Rate	CSI	.01/23/2018	.01/15/2039		25,800,000	2.49% / (01S)				0		(852,425)				0	524,892		100% / 100%

STATEMENT AS OF JUNE 30, 2022 OF GENWORTH LIFE INSURANCE COMPANY

**SCHEDULE DB - PART A - SECTION 1**

Showing all Options, Caps, Floors, Collars, Swaps and Forwards Open as of Current Statement Date

1	2	3	4	5	6	7	8	9	10	11	12	13	14	15	16	17	18	19	20	21	22	23
Description	Description of Item(s) Hedged, Used for Income Generation or Replicated	Schedule/ Exhibit Identifier	Type(s) of Risk(s) (a)	Exchange, Counterparty or Central Clearinghouse	Trade Date	Date of Maturity or Expiration	Number of Contracts	Notional Amount	Strike Price, Rate or Index Received (Paid)	Cumulative Prior Year(s) Initial Cost of Un-discounted Premium (Received) Paid	Current Year Initial Cost of Un-discounted Premium (Received) Paid	Current Year Income	Book/ Adjusted Carrying Value	Code	Fair Value	Unrealized Valuation Increase/ (Decrease)	Total Foreign Exchange Change in B./A.C.V.	Current Year's (Amortization)/ Accretion	Adjustment to Carrying Value of Hedged Item	Potential Exposure	Credit Quality of Reference Entity	Hedge Effectiveness at Inception and at Quarter-end (b)
Forward Start IRS—98413—140 - CF FS LTC 54 Reentry - Fed Funds	Anticipatory cash flows	NA	Interest Rate	CSI	01/23/2018	01/15/2039		25,200,000	2.49% / (01S)						(832,601)				0	512,685		100% / 100%
Forward Start IRS—98414—140 - CF FS LTC 54 Reentry - Fed Funds	Anticipatory cash flows	NA	Interest Rate	CSI	01/23/2018	01/16/2039		34,700,000	2.49% / (01S)						(1,146,435)				0	706,017		100% / 100%
Forward Start IRS—98415—140 - CF FS LTC 54 Reentry - Fed Funds	Anticipatory cash flows	NA	Interest Rate	CSI	01/23/2018	02/15/2039		24,700,000	2.49% / (01S)						(815,292)				0	503,800		100% / 100%
Forward Start IRS—98416—140 - CF FS LTC 54 Reentry - Fed Funds	Anticipatory cash flows	NA	Interest Rate	CSI	01/23/2018	02/15/2039		18,600,000	2.49% / (01S)						(613,945)				0	379,380		100% / 100%
Forward Start IRS—99355—140 - CF FS LTC 54 Reentry - Fed Funds	Anticipatory cash flows	NA	Interest Rate	BOA	02/27/2018	02/15/2040		35,500,000	2.67% / (01S)						(720,943)				0	745,523		100% / 100%
Forward Start IRS—99356—140 - CF FS LTC 54 Reentry - Fed Funds	Anticipatory cash flows	NA	Interest Rate	BOA	02/27/2018	02/15/2040		35,000,000	2.67% / (01S)				0		(710,789)				0	735,023		100% / 100%
Forward Start IRS—99357—140 - CF FS LTC 54 Reentry - Fed Funds	Anticipatory cash flows	NA	Interest Rate	BOA	02/27/2018	02/15/2040		43,200,000	2.67% / (01S)						(877,316)				0	907,228		100% / 100%
Forward Start IRS—99358—140 - CF FS LTC 54 Reentry - Fed Funds	Anticipatory cash flows	NA	Interest Rate	BOA	02/27/2018	02/15/2040		30,900,000	2.67% / (01S)						(627,525)				0	648,920		100% / 100%
Forward Start IRS—99448—140 - CF FS LTC 54 Reentry - Fed Funds	Anticipatory cash flows	NA	Interest Rate	CSI	03/02/2018	02/16/2047		15,500,000	2.47% / (01S)						(53,999)				0	384,773		100% / 100%
Forward Start IRS—99449—140 - CF FS LTC 54 Reentry - Fed Funds	Anticipatory cash flows	NA	Interest Rate	CSI	03/02/2018	03/16/2047		22,500,000	2.47% / (01S)						(69,557)				0	559,409		100% / 100%
Forward Start IRS—99450—140 - CF FS LTC 54 Reentry - Fed Funds	Anticipatory cash flows	NA	Interest Rate	CSI	03/02/2018	05/15/2047		15,500,000	2.47% / (01S)						(38,621)				0	386,650		100% / 100%
Forward Start IRS—99451—140 - CF FS LTC 54 Reentry - Fed Funds	Anticipatory cash flows	NA	Interest Rate	CSI	03/02/2018	07/15/2047		21,600,000	2.47% / (01S)						(35,155)				0	540,621		100% / 100%
Forward Start IRS—99452—140 - CF FS LTC 54 Reentry - Fed Funds	Anticipatory cash flows	NA	Interest Rate	CSI	03/02/2018	08/14/2047		15,500,000	2.46% / (01S)						(23,553)				0	388,581		100% / 100%
Forward Start IRS—99453—140 - CF FS LTC 54 Reentry - Fed Funds	Anticipatory cash flows	NA	Interest Rate	CSI	03/02/2018	10/15/2047		18,500,000	2.46% / (01S)						(13,677)				0	465,355		100% / 100%

STATEMENT AS OF JUNE 30, 2022 OF GENWORTH LIFE INSURANCE COMPANY

**SCHEDULE DB - PART A - SECTION 1**

Showing all Options, Caps, Floors, Collars, Swaps and Forwards Open as of Current Statement Date

1	2	3	4	5	6	7	8	9	10	11	12	13	14	15	16	17	18	19	20	21	22	23
Description	Description of Item(s) Hedged, Used for Income Generation or Replicated	Schedule/ Exhibit Identifier	Type(s) of Risk(s) (a)	Exchange, Counterparty or Central Clearinghouse	Trade Date	Date of Maturity or Expiration	Number of Contracts	Notional Amount	Strike Price, Rate or Index Received (Paid)	Cumulative Prior Year(s) Initial Cost of Un-discounted Premium (Received) Paid	Current Year Initial Cost of Un-discounted Premium (Received) Paid	Current Year Income	Book/ Adjusted Carrying Value	Code	Fair Value	Unrealized Valuation Increase/ (Decrease)	Total Foreign Exchange Change in B./A.C.V.	Current Year's (Amortization)/ Accretion	Adjustment to Carrying Value of Hedged Item	Potential Exposure	Credit Quality of Reference Entity	Hedge Effectiveness at Inception and at Quarter-end (b)
Forward Start IRS—99454—140 - CF FS LTC 54 Reentry - Fed Funds	Anticipatory cash flows	NA	Interest Rate	CSI	03/02/2018	11/16/2047		15,500,000	2.46% / (01S)						(9,367)				0	390,567		100% / 100%
Forward Start IRS—99455—140 - CF FS LTC 54 Reentry - Fed Funds	Anticipatory cash flows	NA	Interest Rate	CSI	03/02/2018	02/15/2048		15,500,000	2.46% / (01S)						8,052				0	392,479		100% / 100%
Forward Start IRS—99969—140 - CF FS LTC 54 Reentry - Fed Funds	Anticipatory cash flows	NA	Interest Rate	BOA	03/22/2018	06/15/2039		28,300,000	2.55% / (01S)				0		(814,678)				0	582,902		100% / 100%
Forward Start IRS—99970—140 - CF FS LTC 54 Reentry - Fed Funds	Anticipatory cash flows	NA	Interest Rate	BOA	03/22/2018	06/15/2039		23,300,000	2.55% / (01S)				0		(670,742)				0	479,916		100% / 100%
Forward Start IRS—99971—140 - CF FS LTC 54 Reentry - Fed Funds	Anticipatory cash flows	NA	Interest Rate	BOA	03/22/2018	06/15/2039		27,300,000	2.55% / (01S)						(785,891)				0	562,305		100% / 100%
0999999999. Subtotal - Swaps - Hedging Effective Excluding Variable Annuity Guarantees Under SSAP No.108 - Interest Rate										0	0	0	0	XXX	(264,486,203)	0	0	0	0	144,359,964	XXX	XXX
Cross Currency—102695—70P - CF Non USD Private	Anticipatory cash flows	Sched D	Currency	BOA	06/27/2018	09/27/2033		19,741,500	4.3% USD / (2.87% GBP)			157,922	1,477,500		2,742,490		2,031,000		0	331,105		100% / 100%
Cross Currency—103093—70P - CF Non USD Private	Anticipatory cash flows	Sched D	Currency	BOA	07/12/2018	10/12/2028		5,835,000	4.24% USD / (1.82% GBP)			76,273	595,000		956,380		451,250		0	73,173		100% / 100%
Cross Currency—104634—70P - CF Non USD Private	Anticipatory cash flows	Sched D	Currency	CSI	09/21/2018	12/13/2030		13,151,000	5.12% USD / (3.61% GBP)			119,843	975,000		1,798,589		1,354,000		0	191,259		100% / 100%
Cross Currency—107183—70C - CF Cross Currency - Non USD Bonds	Anticipatory cash flows	Sched D	Currency	BOA	01/09/2019	11/30/2030		4,608,800	4.57% USD / (2.63% EUR)			51,682	416,800		653,931		361,000		0	66,886		100% / 100%
Cross Currency—107184—70C - CF Cross Currency - Non USD Bonds	Anticipatory cash flows	Sched D	Currency	BOA	01/09/2019	11/30/2030		3,456,600	4.57% USD / (2.63% EUR)			38,762	312,600		490,402		270,750		0	50,164		100% / 100%
Cross Currency—107505—70C - CF Cross Currency - Non USD Bonds	Anticipatory cash flows	Sched D	Currency	BOA	01/23/2019	04/15/2028		11,379,900	7.78% USD / (5.00% EUR)			182,567	899,900		1,715,125		902,500		0	137,000		100% / 100%
Cross Currency—107722—70C - CF Cross Currency - Non USD Bonds	Anticipatory cash flows	Sched D	Currency	BOA	02/01/2019	05/15/2029		6,873,000	7.36% USD / (4.63% EUR)			111,301	585,000		1,179,727		541,500		0	90,135		100% / 100%
Cross Currency—107887—70C - CF Cross Currency - Non USD Bonds	Anticipatory cash flows	Sched D	Currency	BOA	02/11/2019	06/15/2031		9,019,840	5.63% USD / (3.13% EUR)			138,445	635,840		1,527,326		722,000		0	135,030		100% / 100%
Cross Currency—109638—70C - CF Cross Currency - Non USD Bonds	Anticipatory cash flows	Sched D	Currency	BOA	04/25/2019	11/15/2029		2,224,400	6.5% USD / (3.88% EUR)			32,350	128,400		311,201		180,500		0	30,221		100% / 100%
Cross Currency—109639—70C - CF Cross Currency - Non USD Bonds	Anticipatory cash flows	Sched D	Currency	BOA	04/25/2019	11/15/2029		1,112,200	6.5% USD / (3.88% EUR)			16,175	64,200		155,601		90,250		0	15,111		100% / 100%

E06.20

STATEMENT AS OF JUNE 30, 2022 OF GENWORTH LIFE INSURANCE COMPANY

**SCHEDULE DB - PART A - SECTION 1**

Showing all Options, Caps, Floors, Collars, Swaps and Forwards Open as of Current Statement Date

1	2	3	4	5	6	7	8	9	10	11	12	13	14	15	16	17	18	19	20	21	22	23
Description	Description of Item(s) Hedged, Used for Income Generation or Replicated	Schedule/ Exhibit Identifier	Type(s) of Risk(s) (a)	Exchange, Counterparty or Central Clearinghouse	Trade Date	Date of Maturity or Expiration	Number of Contracts	Notional Amount	Strike Price, Rate or Index Received (Paid)	Cumulative Prior Year(s) Initial Cost of Un-discounted Premium (Received) Paid	Current Year Initial Cost of Un-discounted Premium (Received) Paid	Current Year Income	Book/ Adjusted Carrying Value	Code	Fair Value	Unrealized Valuation Increase/ (Decrease)	Total Foreign Exchange Change in B./A.C.V.	Current Year's (Amortization)/ Accretion	Adjustment to Carrying Value of Hedged Item	Potential Exposure	Credit Quality of Reference Entity	Hedge Effectiveness at Inception and at Quarter-end (b)
Cross Currency-- 110430--70P - CF Non USD Private	Anticipatory cash flows	Sched D	Currency	CSI	05/30/2019	09/26/2031		13,360,800	4.15% USD / (1.95% EUR)			154,194	784,800		1,949,161		1,083,000		0	203,139		100% / 100%
Cross Currency-- 123734--70P - CF Non USD Private	Anticipatory cash flows	Sched D	Currency	NATWEST	10/23/2020	03/10/2033		16,980,600	3.56% USD / (2.92% GBP)			70,662	1,151,800		991,793		1,760,200		0	277,743		100% / 100%
1019999999. Subtotal - Swaps - Hedging Effective Excluding Variable Annuity Guarantees Under SSAP No.108 - Foreign Exchange										0	0	1,150,177	8,026,840	XXX	14,471,727	0	9,747,950	0	0	1,600,965	XXX	XXX
1049999999. Subtotal - Swaps - Hedging Effective Excluding Variable Annuity Guarantees Under SSAP No.108										0	0	1,150,177	8,026,840	XXX	(250,014,475)	0	9,747,950	0	0	145,960,929	XXX	XXX
1109999999. Subtotal - Swaps - Hedging Effective Variable Annuity Guarantees Under SSAP No.108										0	0	0	0	XXX	0	0	0	0	0	0	XXX	XXX
1169999999. Subtotal - Swaps - Hedging Other										0	0	0	0	XXX	0	0	0	0	0	0	XXX	XXX
1229999999. Subtotal - Swaps - Replication										0	0	0	0	XXX	0	0	0	0	0	0	XXX	XXX
1289999999. Subtotal - Swaps - Income Generation										0	0	0	0	XXX	0	0	0	0	0	0	XXX	XXX
1349999999. Subtotal - Swaps - Other										0	0	0	0	XXX	0	0	0	0	0	0	XXX	XXX
1359999999. Total Swaps - Interest Rate										0	0	0	0	XXX	(264,486,203)	0	0	0	0	144,359,964	XXX	XXX
1369999999. Total Swaps - Credit Default										0	0	0	0	XXX	0	0	0	0	0	0	XXX	XXX
1379999999. Total Swaps - Foreign Exchange										0	0	1,150,177	8,026,840	XXX	14,471,727	0	9,747,950	0	0	1,600,965	XXX	XXX
1389999999. Total Swaps - Total Return										0	0	0	0	XXX	0	0	0	0	0	0	XXX	XXX
1399999999. Total Swaps - Other										0	0	0	0	XXX	0	0	0	0	0	0	XXX	XXX
1409999999. Total Swaps										0	0	1,150,177	8,026,840	XXX	(250,014,475)	0	9,747,950	0	0	145,960,929	XXX	XXX
1479999999. Subtotal - Forwards										0	0	0	0	XXX	0	0	0	0	0	0	XXX	XXX
1509999999. Subtotal - SSAP No. 108 Adjustments										0	0	0	0	XXX	0	0	0	0	0	0	XXX	XXX
1689999999. Subtotal - Hedging Effective Excluding Variable Annuity Guarantees Under SSAP No.108										0	0	1,150,177	8,026,840	XXX	(250,014,475)	0	9,747,950	0	0	145,960,929	XXX	XXX
1699999999. Subtotal - Hedging Effective Variable Annuity Guarantees Under SSAP No.108										0	0	0	0	XXX	0	0	0	0	0	0	XXX	XXX
1709999999. Subtotal - Hedging Other										0	0	0	0	XXX	0	0	0	0	0	0	XXX	XXX
1719999999. Subtotal - Replication										0	0	0	0	XXX	0	0	0	0	0	0	XXX	XXX
1729999999. Subtotal - Income Generation										0	0	0	0	XXX	0	0	0	0	0	0	XXX	XXX
1739999999. Subtotal - Other										0	0	0	0	XXX	0	0	0	0	0	0	XXX	XXX
1749999999. Subtotal - Adjustments for SSAP No. 108 Derivatives										0	0	0	0	XXX	0	0	0	0	0	0	XXX	XXX
1759999999 - Totals										0	0	1,150,177	8,026,840	XXX	(250,014,475)	0	9,747,950	0	0	145,960,929	XXX	XXX

(a)

Code	Description of Hedged Risk(s)

(b)

Code	Financial or Economic Impact of the Hedge at the End of the Reporting Period

Schedule DB - Part B - Section 1 - Futures Contracts Open

**N O N E**

Schedule DB - Part B - Section 1B - Brokers with whom cash deposits have been made

**N O N E**

STATEMENT AS OF JUNE 30, 2022 OF GENWORTH LIFE INSURANCE COMPANY

**SCHEDULE DB - PART D - SECTION 1**

Counterparty Exposure for Derivative Instruments Open as of Current Statement Date

1 Description of Exchange, Counterparty or Central Clearinghouse	2 Master Agreement (Y or N)	3 Credit Support Annex (Y or N)	Counterparty Offset		Book/Adjusted Carrying Value			Fair Value			12 Potential Exposure	13 Off-Balance Sheet Exposure
			4 Fair Value of Acceptable Collateral	5 Present Value of Financing Premium	6 Contracts With Book/Adjusted Carrying Value >0	7 Contracts With Book/Adjusted Carrying Value <0	8 Exposure Net of Collateral	9 Contracts With Fair Value >0	10 Contracts With Fair Value <0	11 Exposure Net of Collateral		
0199999999 - Aggregate Sum of Exchange Traded Derivatives	XXX	XXX	XXX					0			0	0
BANK OF AMERICA N.A.	Y	Y			5,115,240	0	5,115,240	10,322,787	(63,744,617)		51,815,255	51,815,255
GOLDMAN SACHS INTERNATIONAL	Y	Y					0	0	(21,292,534)		10,217,468	10,217,468
JP MORGAN CHASE BANK	Y	Y					0	0	(1,072,728)		644,556	644,556
NATWEST MARKETS PLC	Y	Y			1,151,800	0	1,151,800	1,087,085	(41,863,877)		12,510,741	12,510,741
DEUTSCHE BANK A.G.	Y	Y					0	171,764	(112,919,191)		50,661,836	50,661,836
0299999999 - Total NAIC 1 Designation			0	0	6,267,040	0	6,267,040	11,581,636	(240,892,947)		125,849,856	125,849,856
CREDIT SUISSE INTERNATIONAL	Y	Y			1,759,800	0	1,759,800	4,001,700	(24,704,864)		20,111,073	20,111,073
0399999999 - Total NAIC 2 Designation			0	0	1,759,800	0	1,759,800	4,001,700	(24,704,864)		20,111,073	20,111,073
0899999999 - Aggregate Sum of Central Clearinghouses (Excluding Exchange Traded)							0				0	
0999999999 - Gross Totals			0	0	8,026,840	0	8,026,840	15,583,336	(265,597,811)		145,960,929	145,960,929
1. Offset per SSAP No. 64												
2. Net after right of offset per SSAP No. 64					8,026,840	0						

STATEMENT AS OF JUNE 30, 2022 OF GENWORTH LIFE INSURANCE COMPANY

**SCHEDULE DB - PART D - SECTION 2**

Collateral for Derivative Instruments Open as of Current Statement Date

Collateral Pledged by Reporting Entity

1	2	3	4	5	6	7	8	9
Exchange, Counterparty or Central Clearinghouse	Type of Asset Pledged	CUSIP Identification	Description	Fair Value	Par Value	Book/Adjusted Carrying Value	Maturity Date	Type of Margin (I, V or IV)
CREDIT SUISSE INTERNATIONAL	Cash		USD	2,277,582	2,277,582	2,277,582		V
CREDIT SUISSE INTERNATIONAL	Treasury	912810-QC-5	T 4 1/2 08/15/39	26,679,296	22,873,000	23,719,956	08/15/2039	V
CREDIT SUISSE INTERNATIONAL	Treasury	912834-AD-0	S 0 11/15/37	14,888,297	24,623,000	11,998,733	11/15/2037	V
CREDIT SUISSE INTERNATIONAL	Treasury	912803-FG-3	SP 0 02/15/49	30,497,747	72,051,000	32,607,324	02/15/2049	V
CREDIT SUISSE INTERNATIONAL	Treasury	912810-RA-8	T11 0 5/8 02/15/43	6,112,604	6,834,000	7,672,400	02/15/2043	V
GOLDMAN SACHS INTERNATIONAL	Treasury	912810-RF-7	T11 1 3/8 02/15/44	1,035,380	1,000,000	1,264,598	02/15/2044	V
GOLDMAN SACHS INTERNATIONAL	Treasury	912810-RA-8	T11 0 5/8 02/15/43	10,323,628	11,542,000	12,957,980	02/15/2043	V
GOLDMAN SACHS INTERNATIONAL	Corporate	773903-AC-3	R0K 5.2 01/15/2098	31,835,172	32,535,000	24,243,668	01/15/2098	V
NATWEST MARKETS PLC	Treasury	912810-RL-4	T11 0 3/4 02/15/45	51,481,408	56,730,700	62,601,035	02/15/2045	V
JP MORGAN CHASE BANK	Cash		USD	600,000		600,000		V
JP MORGAN CHASE BANK	Treasury	912810-RL-4	T11 0 3/4 02/15/45	2,848,548	3,139,000	3,463,815	02/15/2045	V
DEUTSCHE BANK	Treasury	912810-QS-0	T 3 3/4 08/15/41	38,544,384	36,950,700	37,306,934	08/15/2041	V
DEUTSCHE BANK	Treasury	912810-RL-4	T11 0 3/4 02/15/45	138,589,726	152,721,000	168,524,144	02/15/2045	V
DEUTSCHE BANK	Treasury	912810-QK-7	T 3 7/8 08/15/40	68,194,877	63,752,000	67,072,925	08/15/2040	V
DEUTSCHE BANK	Treasury	912810-QL-5	T 4 1/4 11/15/40	27,508,522	24,537,300	26,430,264	11/15/2040	V
DEUTSCHE BANK	Treasury	912810-QE-1	T 4 5/8 02/15/40	8,079,128	6,840,400	6,877,045	02/15/2040	V
DEUTSCHE BANK	Treasury	912810-FE-3	T 5 1/2 08/15/28	8,504,483	7,548,000	8,187,063	08/15/2028	V
DEUTSCHE BANK	Treasury	912810-QC-5	T 4 1/2 08/15/39	5,386,948	4,618,400	4,789,413	08/15/2039	V
DEUTSCHE BANK	Treasury	912810-RA-8	T11 0 5/8 02/15/43	1,532,176	1,713,000	1,923,152	02/15/2043	V
BANK OF AMERICA	Cash		USD	8,327,402		8,327,402		V
BANK OF AMERICA	Treasury	912810-QS-0	T 3 3/4 08/15/41	50,624,768	48,531,600	48,999,484	08/15/2041	V
BANK OF AMERICA	Treasury	912810-RL-4	T11 0 3/4 02/15/45	34,374,510	37,879,500	41,799,165	02/15/2045	V
BANK OF AMERICA	Treasury	912810-QK-7	T 3 7/8 08/15/40	22,524,890	21,057,400	22,154,308	08/15/2040	V
BANK OF AMERICA	Treasury	912810-QE-1	T 4 5/8 02/15/40	38,983,411	33,006,300	33,183,120	02/15/2040	V
BANK OF AMERICA	Treasury	912810-FG-8	T 5 1/4 02/15/29	23,424,175	20,862,100	22,150,658	02/15/2029	V
0199999999 - Total				653,179,061	702,550,384	681,132,169	XXX	XXX

Collateral Pledged to Reporting Entity

1	2	3	4	5	6	7	8	9
Exchange, Counterparty or Central Clearinghouse	Type of Asset Pledged	CUSIP Identification	Description	Fair Value	Par Value	Book/Adjusted Carrying Value	Maturity Date	Type of Margin (I, V or IV)
<b>NONE</b>								
0299999999 - Total						XXX	XXX	XXX



Schedule DB - Part E - Derivatives Hedging Variable Annuity Guarantees

**N O N E**

Schedule DL - Part 1 - Reinvested Collateral Assets Owned

**N O N E**

Schedule DL - Part 2 - Reinvested Collateral Assets Owned

**N O N E**

STATEMENT AS OF JUNE 30, 2022 OF GENWORTH LIFE INSURANCE COMPANY

**SCHEDULE E - PART 1 - CASH**

Month End Depository Balances

1 Depository	2 Code	3 Rate of Interest	4 Amount of Interest Received During Current Quarter	5 Amount of Interest Accrued at Current Statement Date	Book Balance at End of Each Month During Current Quarter			9 *
					6 First Month	7 Second Month	8 Third Month	
Bank of America, N.A. .... New York, New York					(69,225,838)	(62,574,784)	(59,058,121)	.XXX.
Deutsche Bank Trust Company Americas ..... New York, New York					50,521	14,005,789	462,743	.XXX.
Federal Home Loan Bank Pittsburgh ..... Pittsburgh, PA					2,420,621	2,422,126	2,269,251	.XXX.
Fifth Third Bank ..... Cincinnati, OH					6,092,645	9,994,082	6,462,286	.XXX.
JP Morgan Chase Bank ..... New York, New York					(18,873,832)	(10,897,437)	(23,830,427)	.XXX.
The Bank of New York Mellon ... New York, New York					778,957	955,538	1,241,235	.XXX.
U.S. Bank, N.A. .... Milwaukee, WI					118,455	100,389	155,935	.XXX.
Wells Fargo Bank, N.A. .... San Francisco, CA					2,447,674	2,293,121	3,475,301	.XXX.
0199998. Deposits in ... depositories that do not exceed the allowable limit in any one depository (See instructions) - Open Depositories	XXX	XXX						XXX
0199999. Totals - Open Depositories	XXX	XXX	0	0	(76,190,797)	(43,701,176)	(68,821,797)	XXX
0299998. Deposits in ... depositories that do not exceed the allowable limit in any one depository (See instructions) - Suspended Depositories	XXX	XXX						XXX
0299999. Totals - Suspended Depositories	XXX	XXX	0	0	0	0	0	XXX
0399999. Total Cash on Deposit	XXX	XXX	0	0	(76,190,797)	(43,701,176)	(68,821,797)	XXX
0499999. Cash in Company's Office	XXX	XXX	XXX	XXX				XXX
0599999. Total - Cash	XXX	XXX	0	0	(76,190,797)	(43,701,176)	(68,821,797)	XXX

