


Leading the Education Revolution

Investor Presentation
Q3 2022 Results



Disclaimer




Forward Looking Statements

This presentation contains forward-looking statements. These statements include descriptions regarding the intent, belief or current expectations of the Company or its officers and may be recognized by the use of words such as “anticipate,” “expects,” “plans,” “will,” “estimates,” “projects,” “intends,” “believe,” “will” or words of similar meaning. Such forward-looking statements are based on assumptions that are inherently subject to significant risks and uncertainties, including those described in the “Risk Factors” section of the prospectus, many of which are beyond the Company’s control. Actual results may materially differ from those in the forward-looking statements contained herein. Nothing in this presentation should be regarded as a representation by any person that the forward-looking statements set forth herein or any of the contemplated results of such forward-looking statements will be achieved. You should not place undue reliance on such forward-looking statements, which speak only as of the date they are made. The Company and affiliates assume no obligation to and do not undertake to update such forward-looking statements to reflect future events or circumstances.

Non-IFRS Financial Measures

The Company’s financial statements are prepared according to IFRS. This presentation includes certain non-IFRS financial measures, which are different from financial measures calculated in accordance with IFRS. Such non-IFRS financial measures should be considered in addition to and not as a substitute for or superior to financial measures calculated in accordance with IFRS. In addition, the definition of adjusted EBITDA in this presentation may be different from the definition of such term used by other companies, and therefore comparability may be limited. This presentation also contains certain financial projections of the Company, which are based upon a number of assumptions, estimates and forecasts that, while considered reasonable by the Company, are inherently subject to significant business, economic and competitive uncertainties and contingencies, many of which are beyond the Company’s control, and upon assumptions with respect to future business decisions which are subject to change. These projections may vary materially from actual results. The Company and its respective affiliates make no representation that these projected results will be achieved. The recipient should not place undue reliance on this information.

Key New Hire



We hire two senior executives with extensive hyper growth and education experience to run two of our subsidiaries



Saranjit Sangar
CEO at GeniusU

- Previously the CEO and director of upGrad EMEA and held senior positions at high growth companies such as Grab and honestbee



Tracy West
CEO of University of Antelope Valley

- Campus President of Concorde Career College
- Worked as an associate professor at DeVry University and an adjunct professor at the University of Redlands

A scholarship fund and a partnership with NASA have been the two key milestones to promote the growth of UAV



NASA Partnership




- Connects universities with NASA-developed technology to give students the opportunity to work with federal government research, innovations, and technology

\$1 Million Scholarship Program



- Designed to make entrepreneurial education more accessible and affordable for prospective students

Metaversity Launch




Genius Group is planning to launch a virtual reality campus in the metaverse

Metaversity Overview

- We are developing **six campuses** on GeniusU
- Each have a vibrant community, lead mentors, course content, GEMs and Genis to serve six different types of members and partners on GeniusU
- Each are developing over the year into a **virtual reality campus in the metaverse**

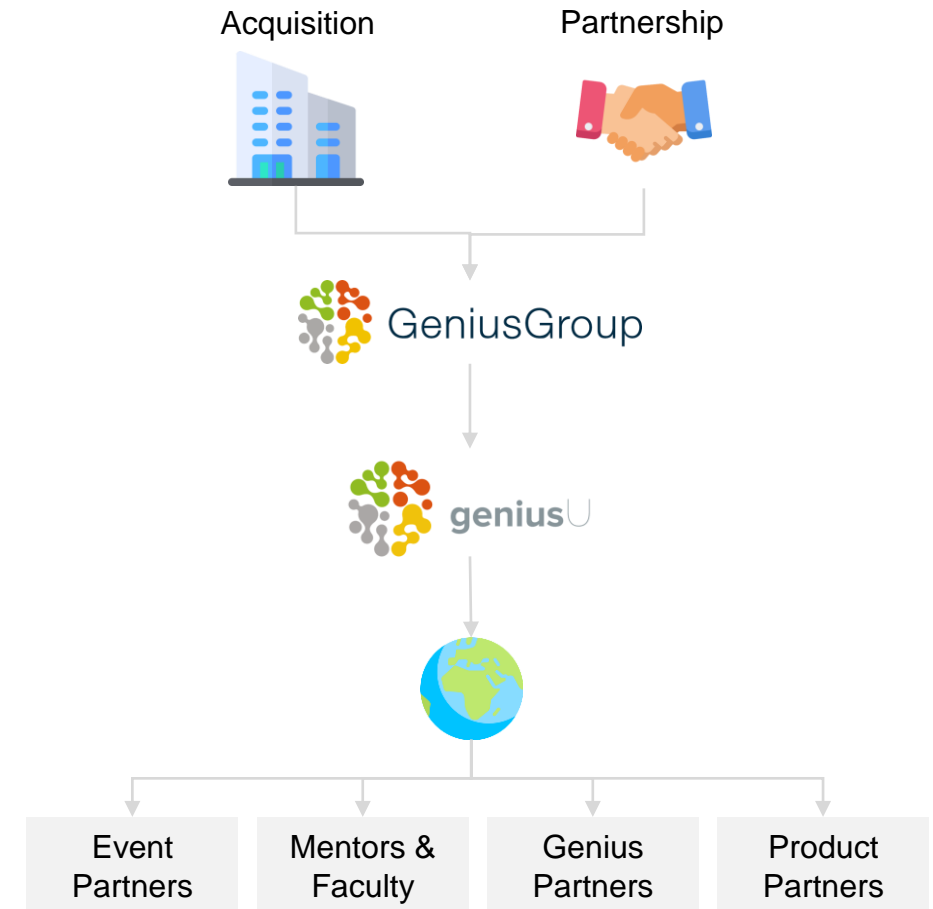


Growth Model



We plan to maintain our current growth rate with a four-step model of acquisition, integration, digitization and distribution

- 1**
 - **Acquire companies** with core curriculum and government accreditations
 - **Partner with companies** and institutions with complimentary courses
- 2**
 - **Integrate** into Group
- 3**
 - **Digitize courses** on GeniusU platform
- 4**
 - **Distribute curriculum** globally with our platform and community



Partnerships with Thought Leaders



Through partnership with thought leaders and educators, Genius Group will accelerate its student base growth and improve its operational metrics

Impact Investor Festival

- November 2022
- 20,000+ participants
- Partnership with popular educators with over 1m subscribers on YouTube

Global Entrepreneur Summit

- December 2022
- 20,000+ participants
- Partnership with Peter Diamandis, Salim Ismail and Verne Harnish

Revealed Films

- Our latest acquisition, Revealed Films, attracts viewers and students through its library of documentaries featuring well known entrepreneur and investor educators

Brian Jung



Jaspreet Singh



Peter Diamandis



Verne Harnish



Garrett Gunderson



James Rickards



Salim Ismail



Robert Kiyosaki

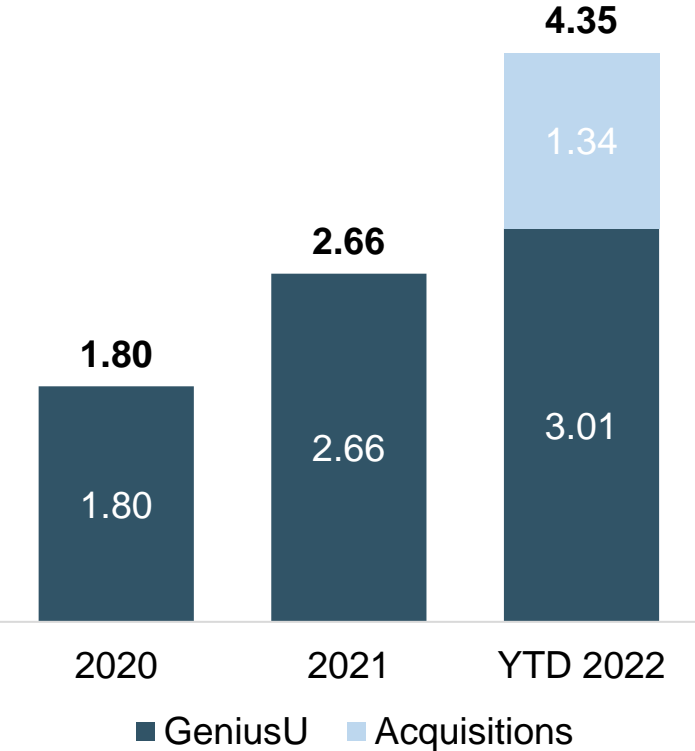


Operational Highlights

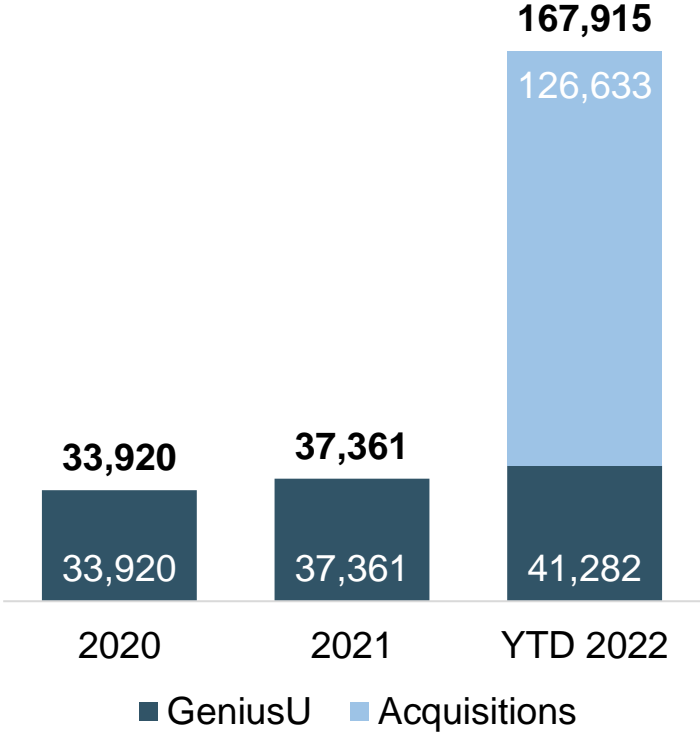


We continue to experience strong growth in the number of paying students and partners on our platform

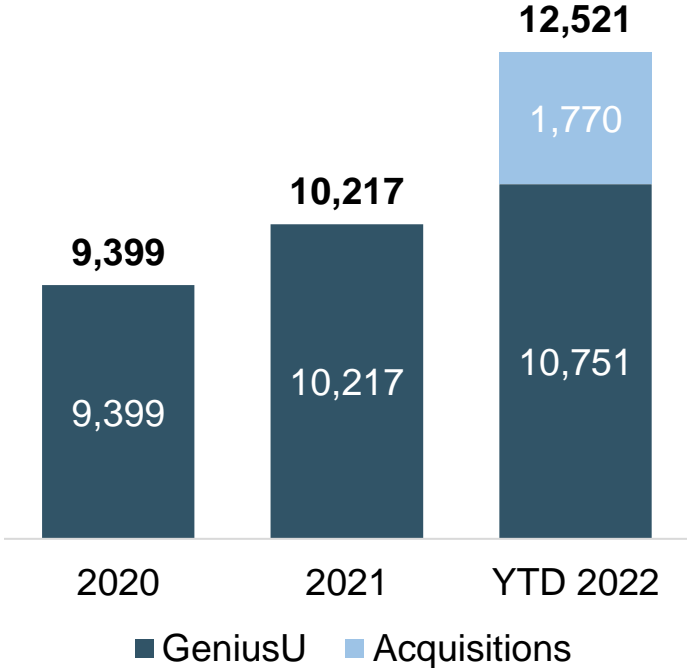
Total Student and User Numbers (#)



Paying Student Numbers (#)



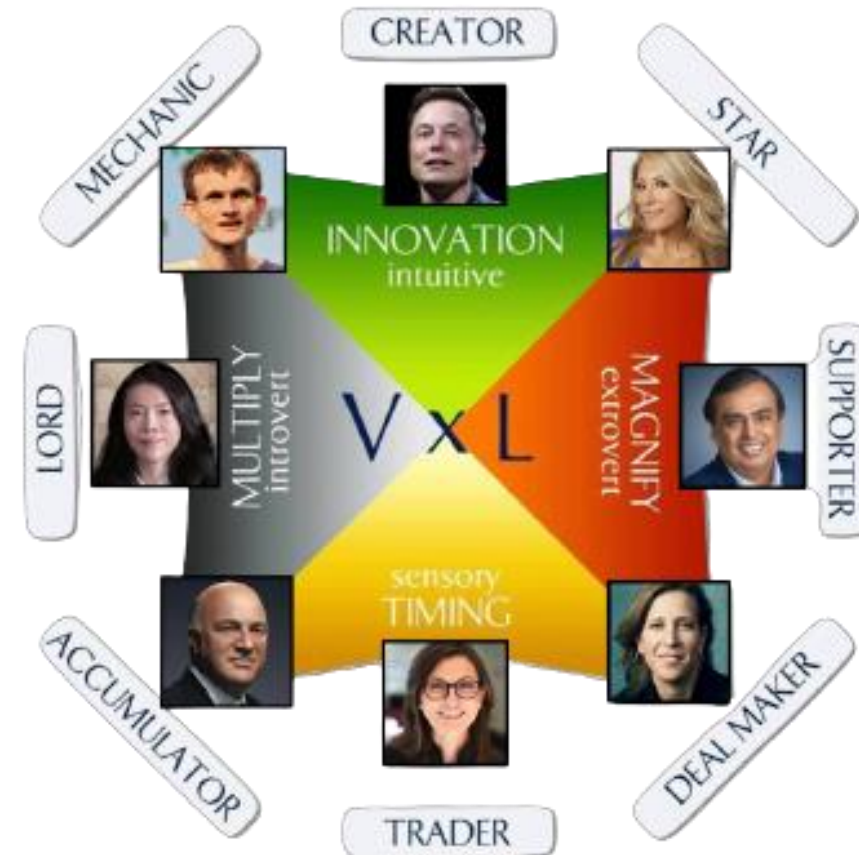
Partner Numbers (#)




Wealth Dynamics 5.0

With this upgrade, we are planning to continue growing our student base and being the world's leading entrepreneur tool

- Upgraded one of our main product, Wealth Dynamics 5.0, to discover which of the 8 entrepreneur types our clients are to help them grow their business



GeniusU – Singapore Top 10 Emerging Giant



GeniusU, the Edtech arm of Genius Group, has been named as a Singapore Top 10 Emerging Giant in the KPMG & HSBC “Emerging Giants in Asia Pacific 2022” Report



- The joint study by KPMG and HSBC covers the Asia Pacific’s technology-focused start-up landscape and identifies businesses that are the emerging giants in the region.
- GeniusU was listed as one of the top 10 in the Singapore region.



A collage of graduation caps and hands holding them, with a dark overlay containing the text 'Q3 2022 Financial Results'. The background is a mix of blue and orange tones, with several graduation caps and hands holding them. The text is in a bold, white, sans-serif font, centered in the lower right quadrant of the image.

Q3 2022 Financial Results

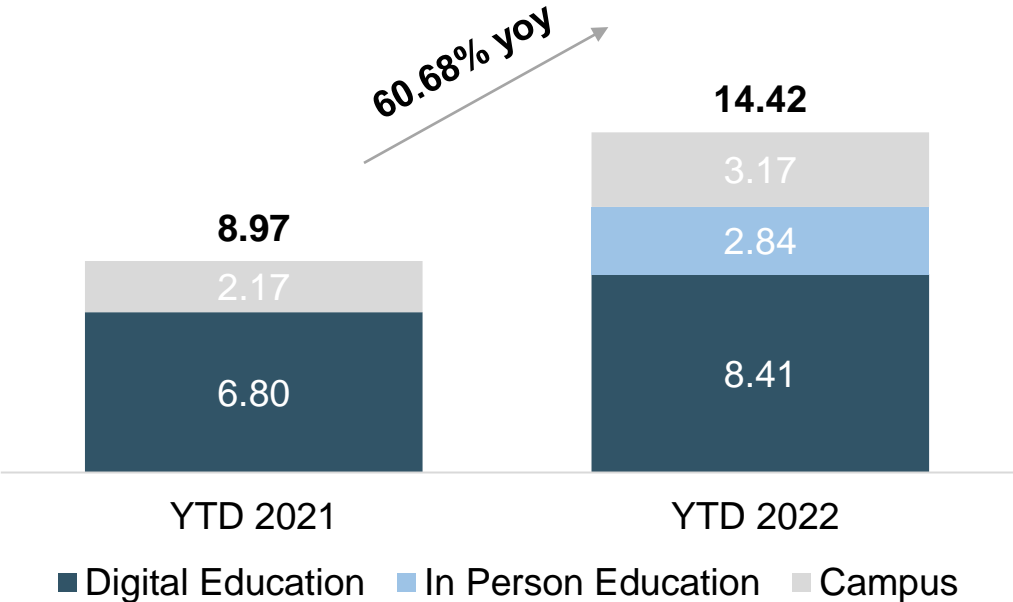
Nine Month Ended September 2022 Revenue



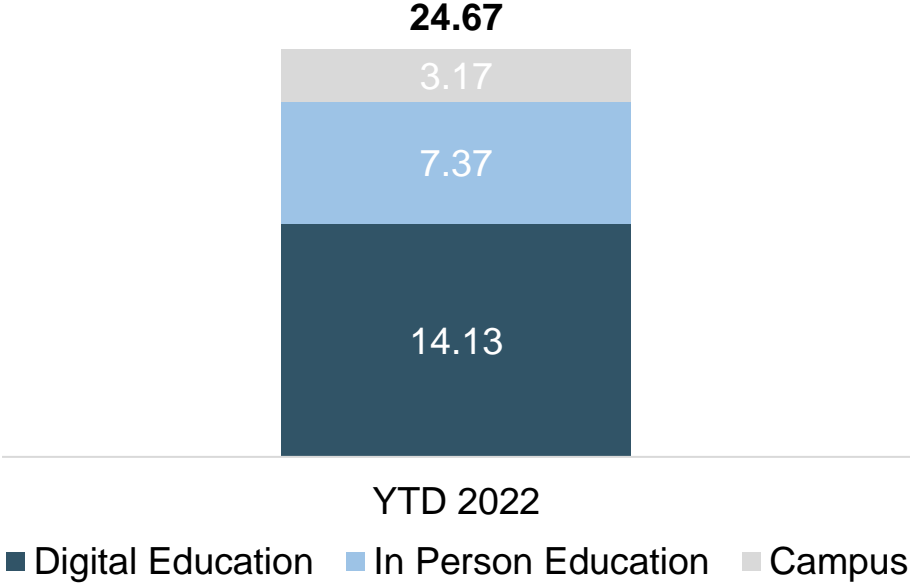
Genius Group's internal growth is faster than the market, highlighting the strength of our Edtech platform and the growing interest in entrepreneur education

Genius Group Revenue by Segment (US\$m)

Group Unaudited Financials



Pro Forma

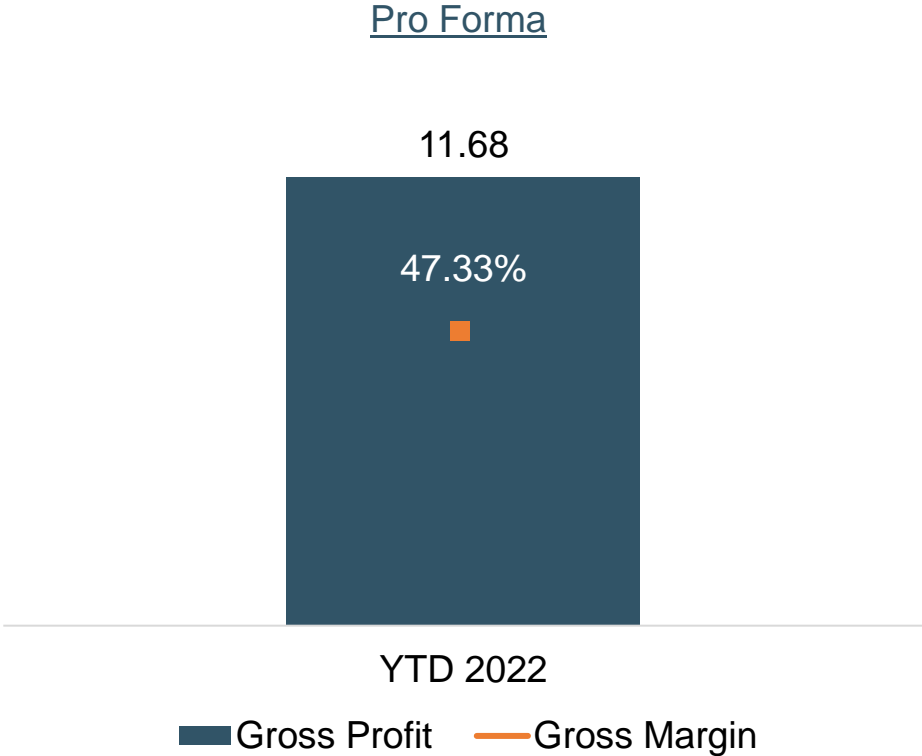
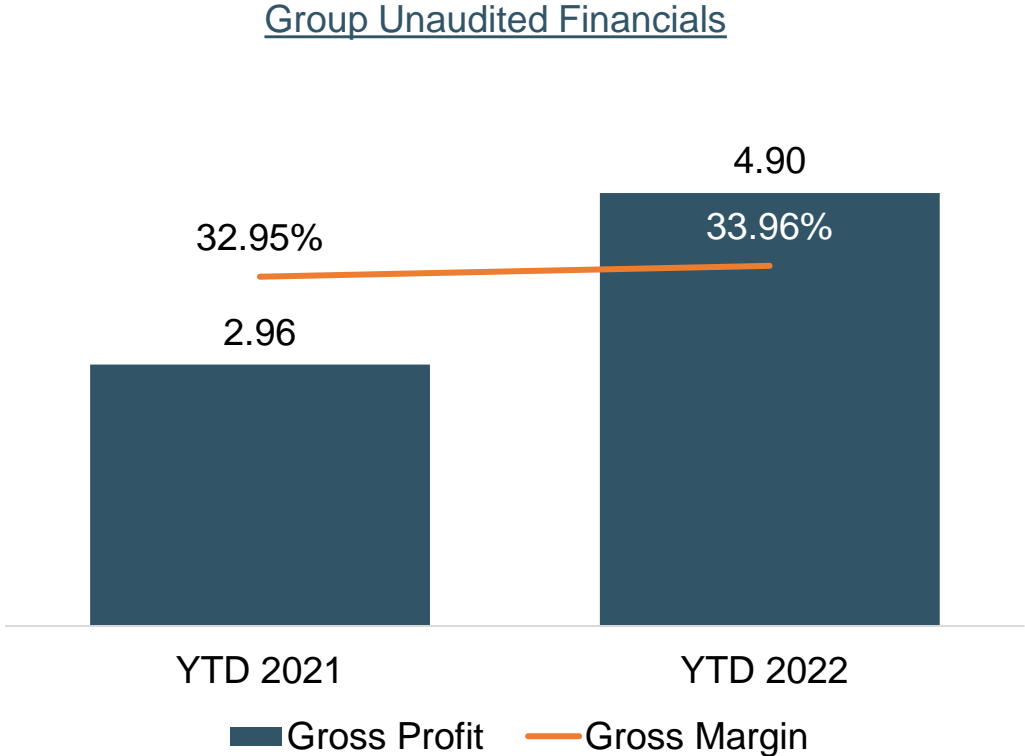


Nine Month Ended September 2022 Gross Margin




By owning the majority of our own curriculum and courses across all companies and acquisitions, we are focused on maintaining a low cost of content and a high gross margin

Genius Group Gross Profit (US\$m) Gross Margin (%)



Nine Month Ended September 2022 Adjusted EBITDA



We will continue to maintain a delicate balance between growth and infrastructure and aim to improve our operating leverage as we grow

	Group Unaudited Financials Nine Months Ended (USD 000's)		Group Pro forma Nine Months Ended (USD 000's)
	September 30, 2021	September 30, 2022	September 30, 2022
Net Loss	(2,312)	(6,089)	(5,262)
Tax Expense	(38)	(60)	(60)
Interest Expense, net	126	83	145
Depreciation and Amortization	555	1,417	1,426
Goodwill Impairments	0	480	480
Stock Based Compensation	121	262	262
Bad Debt Provision	(39)	21	21
Adjusted EBITDA	(1,587)	(3,886)	(2,988)

Note: We define Adjusted EBITDA as net profit / loss for the period plus income taxes and social contribution plus / minus finance revenue /expense result plus depreciation and amortization plus share-based compensation expenses plus bad debt provision

Balance Sheet



Our balance sheet has significantly grown in size due to the acquisitions that we have made to date

	Group Audited Balance Sheet (USD 000's)	Group Unaudited Balance Sheet (USD 000's)	Group Pro forma Balance Sheet (USD 000's)
	Dec 31, 2021	September 30, 2022	September 30, 2022
Total current assets	6,496	36,225	33,962
Total non-current assets	11,099	46,974	57,983
Total assets	17,595	83,199	91,945
Total current liabilities	7,140	16,215	17,382
Total non-current liabilities	2,470	14,157	14,317
Total liabilities	9,610	30,372	31,699
Total shareholder's equity	7,985	52,827	60,246
Total liabilities and shareholders' equity	17,595	83,199	91,945

We are maintaining 2022 pro-forma revenue guidance and revising our adjusted EBITDA guidance

Students and Users 4.4m – 4.6m	Revenue \$35m - \$38m
Adjusted EBITDA¹ \$(4.0m) - \$(5.0m)	Weighted Average Share Count 22.6m



GeniusGroup

“Everybody is a genius, But if you judge a fish by its ability to climb a tree, it will live its whole life believing that it is stupid.” Albert Einstein