

# 2024 ANNUAL REPORT

---





Targeting high-growth markets  
in **mRNA, gene editing, cell and  
gene therapy, vaccines and  
biologics drug manufacturing**

**UNITED STATES**  
**SECURITIES AND EXCHANGE COMMISSION**  
**Washington, D.C. 20549**  
**FORM 10-K**

☒ **ANNUAL REPORT PURSUANT TO SECTION 13 OR 15(d) OF THE SECURITIES EXCHANGE ACT OF 1934**

**For the fiscal year ended December 31, 2024**

**OR**

☐ **TRANSITION REPORT PURSUANT TO SECTION 13 OR 15(d) OF THE SECURITIES EXCHANGE ACT OF 1934**

**Commission file number 001-39725**

**Maravai LifeSciences Holdings, Inc.**  
**(Exact name of registrant as specified in its charter)**

**Delaware**

(State or other jurisdiction of  
incorporation or organization)

**85-2786970**

(I.R.S. Employer Identification No.)

**10770 Wateridge Circle Suite 200**

**San Diego, California**

(Address of principal executive offices)

**92121**

(Zip code)

\_\_\_\_\_  
Registrant's telephone number, including area code: (858) 546-0004  
\_\_\_\_\_

Securities registered pursuant to Section 12(b) of the Act:

Title of each class	Trading Symbol(s)	Name of each exchange on which registered
Class A common stock, \$0.01 par value	MRVI	The Nasdaq Stock Market LLC

Securities registered pursuant to section 12(g) of the Act: None

Indicate by check mark if the registrant is a well-known seasoned issuer, as defined in Rule 405 of the Securities Act. Yes ☐ No ☒

Indicate by check mark if the registrant is not required to file reports pursuant to Section 13 or Section 15(d) of the Act. Yes ☐ No ☒

Indicate by check mark whether the registrant: (1) has filed all reports required to be filed by Section 13 or 15(d) of the Securities Exchange Act of 1934 during the preceding 12 months (or for such shorter period that the registrant was required to file such reports); and (2) has been subject to such filing requirements for the past 90 days. Yes ☒ No ☐

Indicate by check mark whether the registrant has submitted electronically every Interactive Data File required to be submitted pursuant to Rule 405 of Regulation S-T (§232.405 of this chapter) during the preceding 12 months (or for such shorter period that the registrant was required to submit such files). Yes ☒ No ☐

Indicate by check mark whether the registrant is a large accelerated filer, an accelerated filer, a non-accelerated filer, a smaller reporting company, or an emerging growth company. See the definitions of "large accelerated filer," "accelerated filer," "smaller reporting company," and "emerging growth company" in Rule 12b-2 of the Exchange Act.

Large accelerated filer	<input checked="" type="checkbox"/>	Accelerated filer	<input type="checkbox"/>
Non-accelerated filer	<input type="checkbox"/>	Smaller reporting company	<input type="checkbox"/>
		Emerging growth company	<input type="checkbox"/>

If an emerging growth company, indicate by check mark if the registrant has elected not to use the extended transition period for complying with any new or revised financial accounting standards provided pursuant to Section 13(a) of the Exchange Act. ☐

Indicate by check mark whether the registrant has filed a report on and attestation to its management's assessment of the effectiveness of its internal control over financial reporting under Section 404(b) of the Sarbanes-Oxley Act (15 U.S.C. 7262(b)) by the registered public accounting firm that prepared or issued its audit report. ☒

If securities are registered pursuant to Section 12(b) of the Act, indicate by check mark whether the financial statements of the registrant included in the filing reflect the correction of an error to previously issued financial statements. ☒

Indicate by check mark whether any of those error corrections are restatements that required a recovery analysis of incentive-based compensation received by any of the registrant's executive officers during the relevant recovery period pursuant to §240.10D-1(b). ☐

Indicate by check mark whether the registrant is a shell company (as defined in Rule 12b-2 of the Act). Yes ☐ No ☒

The aggregate market value of the registrant's voting common equity held by non-affiliates as of June 28, 2024, the last business day of the registrant's most recently completed second fiscal quarter, was approximately \$868.8 million, based on the closing price of the registrant's common stock on the Nasdaq Global Select Market of \$7.16 per share.

As of March 11, 2025, 143,651,803 shares of the registrant's Class A common stock were outstanding and 110,684,080 shares of the registrant's Class B common stock were outstanding.

#### **DOCUMENTS INCORPORATED BY REFERENCE**

The information required by Part III of this Report, to the extent not set forth herein, is incorporated herein by reference from the registrant's definitive proxy statement relating to the Annual Meeting of Shareholders to be held in 2025, which definitive proxy statement shall be filed with the Securities and Exchange Commission within 120 days after the end of the fiscal year to which this Report relates.

---

---



## TABLE OF CONTENTS

	Page
Forward-Looking Statements	4
Part I.	5
Item 1. Business	5
Item 1A. Risk Factors	19
Item 1B. Unresolved Staff Comments	57
Item 1C. Cybersecurity	57
Item 2. Properties	58
Item 3. Legal Proceedings	58
Item 4. Mine Safety Disclosures	59
Part II.	60
Item 5. Market for Registrant's Common Equity, Related Stockholder Matters and Issue Purchases of Equity Securities	60
Item 6. Reserved	61
Item 7. Management's Discussion and Analysis of Financial Condition and Results of Operations	61
Item 7A. Quantitative and Qualitative Disclosures	80
Item 8. Financial Statements and Supplementary Data	81
Item 9. Changes in and Disagreements with Accountants on Accounting and Financial Disclosure	136
Item 9A. Controls and Procedures	136
Item 9B. Other Information	140
Item 9C. Disclosure Regarding Foreign Jurisdictions that Prevent Inspections	140
Part III.	141
Item 10. Directors, Executive Officers and Corporate Governance	141
Item 11. Executive Compensation	141
Item 12. Security Ownership of Certain Beneficial Owners and Management and Related Stockholder Matters	141
Item 13. Certain Relationships and Related Transactions and Director Independence	141
Item 14. Principal Accounting Fees and Services	141
Part IV.	142
Item 16. Form 10-K Summary	142
Signatures	143

## **SPECIAL NOTE REGARDING FORWARD LOOKING STATEMENTS**

This Annual Report on Form 10-K contains “forward-looking statements” within the meaning of the safe harbor provisions of the U.S. Private Securities Litigation Reform Act of 1995. Investors are cautioned that statements which are not strictly historical statements constitute forward looking statements, including, without limitation, statements under the captions “Risk Factors,” “Management’s Discussion and Analysis of Financial Condition and Results of Operations” and “Business” and are identified by words like “believe,” “expect,” “may,” “will,” “should,” “seek,” “anticipate,” “intend,” “plan,” “goal,” “project,” “estimate,” “likely,” or “could” and similar expressions.

Forward-looking statements are neither historical facts nor assurances of future performance. Instead, they are based only on our current beliefs, expectations and assumptions regarding the future of our business, future plans and strategies, projections, anticipated events and trends, the economy and other future conditions. Because forward-looking statements relate to the future, they are subject to inherent uncertainties, risks and changes in circumstances that are difficult to predict and many of which are outside of our control. Our actual results and financial condition may differ materially from those indicated in the forward-looking statements. Therefore, you should not rely on any of these forward-looking statements. Important factors that could cause our actual results and financial condition to differ materially from those indicated include those discussed under the heading “Summary of Risk Factors” and “Item 1A. Risk Factors” as well as those discussed elsewhere in this Annual Report on Form 10-K.

Any forward-looking statement made by us in this report is based only on information currently available to us and speaks only as of the date of this report. We undertake no obligation to publicly update any forward-looking statement, whether written or oral, that may be made from time to time, whether as a result of new information, future developments or otherwise.

## Part I.

### Item 1. Business

#### Description of Business

Maravai LifeSciences Holdings, Inc. (also referred to in this document as “Maravai,” “we,” “us,” “our” or “the Company”) is a leading life sciences company dedicated to providing critical products that drive the development of groundbreaking vaccines, drug therapies, cell and gene therapies, and diagnostics. Our solutions empower research into human diseases and support the entire biopharmaceutical development process – from early discovery to commercialization. We proudly serve a diverse global customer base, including the world’s top biopharmaceutical companies ranked by research and development investment, emerging biotech firms, renowned academic research institutions and leading *in vitro* diagnostics companies.

Our comprehensive product portfolio addresses the critical stages of biopharmaceutical development, offering:

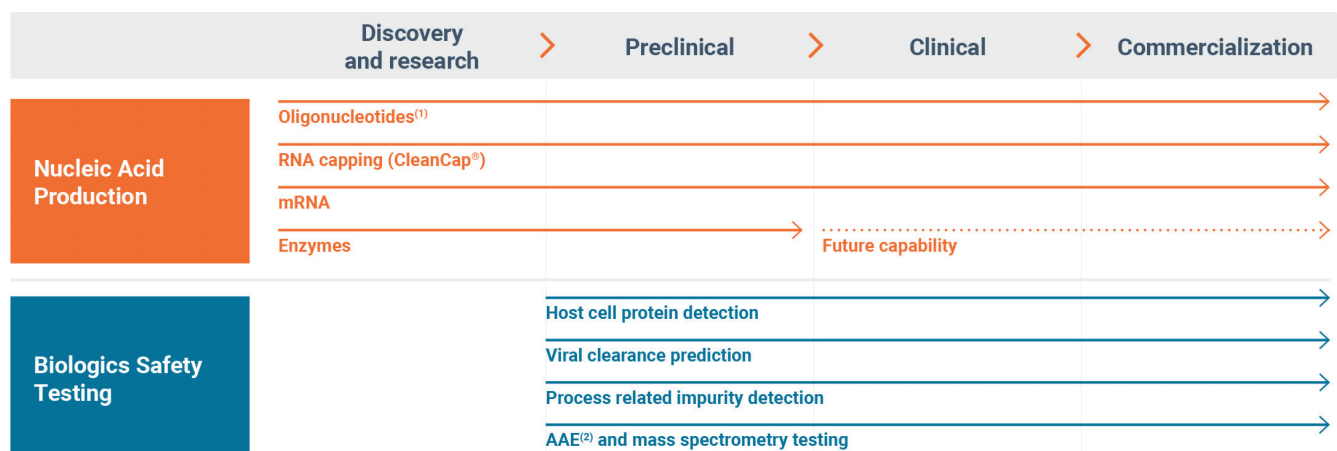
- complex nucleic acids for vaccine, therapeutic and diagnostic applications;
- custom enzymes for research and diagnostic use; and
- antibody-based solutions to detect impurities during the production of biopharmaceutical products.

At Maravai, we are committed to supporting our customers throughout their journey – from early discovery to commercialization – helping bring life-changing innovations to patients worldwide.

Our Strategic Priorities for Sustainable Growth:

- 1) Catalyze the Customer Journey. We deliver solutions from across our portfolio that help to accelerate discoveries and create exceptional customer experiences.
- 2) Find a Better Way. We constantly seek smarter, more efficient ways to enhance our processes, systems, and operations.
- 3) Deliver Unquestionable Quality. Every action we take reflects our commitment to excellence, knowing that our products and services ultimately impact human lives – because behind every innovation, there’s a patient waiting.
- 4) Lead Together. We harness the power of diverse perspectives and experiences to drive forward-thinking innovations together.

At Maravai, our goal is to achieve diversified, sustainable growth across our businesses by providing essential products and services that fuel the advancement of next-generation medicines from discovery to the clinic.



(1) Commercial Diagnostics

(2) AAE=Antibody Affinity Extraction™

#### Business Segments and Products

We report our business in two reporting segments – Nucleic Acid Production and Biologics Safety Testing.



We market our Nucleic Acid Production business under the TriLink BioTechnologies®, Glen Research and Alphazyme brands. Our Biologics Safety Testing business is comprised of Cygnus Technologies®.

Our brands, products and the end markets they serve are depicted in the following image:

			END MARKETS			
	Primary Brand	Product	mRNA Vaccines and Therapeutics	Cell and Gene Therapy	Biologics and Biosimilars	Molecular Diagnostics
Nucleic Acid Production	TriLink	RNA Capping	✔ CleanCap®	✔ CleanCap®		
		mRNA Raw Materials	✔ Nucleoside Triphosphates (NTPs)	✔ NTPs		
		mRNA	✔ mRNA	✔ mRNA		
		Custom Oligonucleotides		✔ Guide RNA and Donor DNA Oligonucleotides		✔ Custom Oligonucleotides
	Glen Research	Custom Nucleic Acid Synthesis	✔ NTPs	✔ Monomers, Supports, NTPs		✔ Monomers, Supports, NTPs
		Oligonucleotides Synthesis Inputs		✔ Monomers, Supports, NTPs		✔ Monomers, Supports, NTPs
	Alphazyme	Specialty Enzymes	✔ Enzymes	✔ Enzymes		✔ Enzymes
Biologics Safety Testing	Cygnus	Host Cell Protein Detection Kits		✔ Kits, Reagents	✔ Kits, Reagents	
		Viral Contamination Detection		✔ MockV® Kits	✔ MockV® Kits	

✔ Maravai Products Offered

✓ Maravai Products Offered

### ***Nucleic Acid Production (76% of Revenue for the Year Ended December 31, 2024)***

We are a global provider of highly modified, complex nucleic acids and related products. We have recognized expertise in complex chemistries and products provided under exacting quality standards. Our core offerings include mRNA, long and short oligonucleotides, our proprietary CleanCap® mRNA capping technology, mRNA building blocks, oligonucleotide building blocks and specialty enzymes. Our offerings address key customer needs for critical components, from research to good manufacturing processes (“GMP”) grade raw materials and active pharmaceutical ingredient (“API”) manufacturing. The nucleic acid production market includes the production and synthesis of reagents for research and manufacturing of DNA and RNA-based biologics, including cell and gene therapies, mRNA therapeutics and synthetic biology approaches.

mRNA lies at the core of our capabilities and expertise. We have developed significant proficiency in mRNA technology, driven by our belief in its transformative potential as a therapeutic modality. The first clinical trial involving an mRNA therapeutic agent took place in 2016. Since then, over 1,500 clinical trials are now in the pipeline, encompassing a wide range of medical applications.

These trials include vaccine development programs targeting infectious diseases such as avian flu, Lyme disease, malaria, HIV, tuberculosis, shingles, rabies, yellow fever, respiratory syncytial virus (RSV), and Zika. Beyond infectious diseases, mRNA-based programs are addressing various medical conditions, including ornithine transcarbamylase deficiency, glycogen storage disorders, alpha-1 antitrypsin deficiency, acute lymphoblastic leukemia, Hurler syndrome, ovarian cancer, cardiovascular disease, and autoimmune disorders.

Cell and gene therapy programs also leverage mRNA across multiple therapeutic modalities, such as CRISPR/Cas9, transcription activator-like effector nucleases (TALENs), enzyme replacement therapies, allogeneic CAR-T cells, and base editing. These advancements underscore the broad and growing impact of mRNA technology in revolutionizing healthcare.

We offer the following nucleic acid products: mRNA, RNA Capping (CleanCap), oligonucleotides, oligonucleotide synthesis inputs, nucleoside triphosphates, custom nucleic acid chemistry, and specialty enzymes. We also offer Discovery/RUO and GMP mRNA synthesis through our manufacturing services.

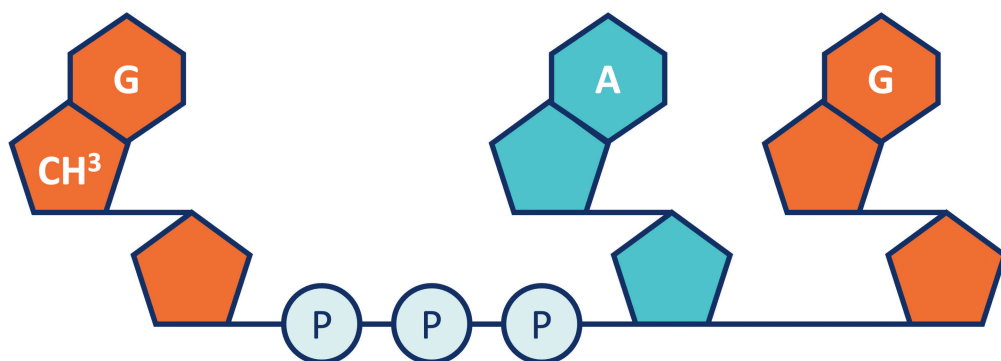
***mRNA.*** mRNA is an intermediary molecule that translates the genetic information stored in DNA into proteins. The genetic information stored in DNA is transferred to mRNA in a cellular process called transcription. This process occurs in the nucleus of cells. DNA, a double stranded molecule, is unwound and copied as mRNA by the enzyme RNA polymerase. mRNA is then

transferred out of the nucleus to the cytosol, a component of the cytoplasm of a cell, where it serves as a blueprint for making cellular proteins by a multi-component organelle complex called the ribosome.

mRNA has traditionally been a difficult molecule for vaccine and therapeutic purposes. mRNA is inherently unstable compared to DNA and is susceptible to degradation by ubiquitous enzymes called RNases. mRNAs are also physically and chemically fragile and can degrade at elevated temperatures and under shear forces that occur during downstream manufacturing processes. We have developed manufacturing processes that overcome many of these obstacles, resulting in highly effective mRNA.

We develop and manufacture mRNA products to support vaccine and therapeutic programs from pre-clinical development through and including clinical phases, including scale-up and analytical development services. The mRNA molecules may serve as APIs for diverse applications, such as enzyme replacement therapies, gene editing therapies and vaccines. We offer both research grade material and material made under GMP conditions to support all phases of development.

***RNA Capping.*** Within the mRNA category, we also offer our patented CleanCap technology. CleanCap analogs principally serve the mRNA vaccine and therapeutics markets. Cap analogs are a component of mRNA that aids in protein production as well as in making mRNA more stable inside cells. For mRNA to serve as a template to make a protein, it requires a special cap at the 5' end of the molecule. The cap structure also affects the stability of the mRNA. Lack of a cap can result in activation of the innate immune system, which can affect the production of the desired protein or elicit undesired biological effects. We offer a suite of CleanCap analogs that are specifically made for therapeutics and vaccines. CleanCap analogs are sold as a stand-alone reagents or bundled with other raw materials such as Nucleoside triphosphates (“NTPs”) and enzymes to support the synthesis of mRNA. Our cap analogs are a critical component of several mRNA vaccines and therapies in development.



CleanCap® is a synthetic capping reagent composed of N7 Methyl (G) linked to a dimer at (A) and (G) through a triphosphate (P) linkage that is added during the transcription reaction and resulting in high levels of mRNA capping.

Traditionally, the 5' cap has been added in one of two ways. The cap can be added post mRNA synthesis by an enzymatic process. This enzymatic method has several drawbacks, including the high cost of the capping enzymes as well as the need to perform additional processing steps to the invitro-transcription (“IVT”) synthesis process to remove enzymes and byproducts of the capping reaction. While capping efficiency is usually high, the extra processing steps typically result in degradation and mRNA of poorer quality. The second method is to add a synthetic cap analog into the transcription reaction such that the mRNA is transcribed and capped in a single step. Anti-reverse cap analog (“ARCA”) is an example of a cap analog that is added to the transcription reaction. This avoids the workflow challenges of the enzymatic process, but typically results in lower yields.

Like ARCA, CleanCap analogs are synthetic, chemically-made mRNA 5' cap analogs added to the transcription process in a single step. Unlike ARCA, however, CleanCap results in significantly higher levels of capping efficiency, resulting in very low levels of uncapped mRNA, which in turn minimizes the risk of activation of the innate immune system. In addition, CleanCap's higher mRNA yields compared to ARCA result in lower cost of goods. When compared to enzymatic capping, CleanCap removes the additional downstream purification steps required.

We currently offer several variations of the CleanCap molecule, serving the needs of mRNA and self-amplifying RNA developers. CleanCap is available in two quality grades, research use only for discovery and development activities, and a GMP-grade for clinical and commercial applications. Our newest CleanCap analog, CleanCap M6, was introduced in May 2023 and is our most robust cap analog to date, enabling mRNA that delivers higher levels of protein production.

CleanCap mRNA products represented 72% of our Nucleic Acid Production revenue for the year ended December 31, 2024 (including the revenue from CleanCap products). We estimate that revenue from high-volume sales of CleanCap for

commercial phase vaccine programs represented approximately 25.4% and 21.0% of our total revenues for the years ended December 31, 2024 and 2023, respectively.

*Oligonucleotides.* The oligonucleotide product category supports broad customer applications, including therapeutics, *in vitro* diagnostics, NGS and CRISPR-based gene editing. Most of our TriLink BioTechnologies oligonucleotide products are custom manufactured DNA or RNA sequences, often highly modified and produced as RUO or under GMP conditions for use in development, clinical and commercial applications.

*Oligonucleotide Synthesis Inputs.* Our product offerings through Glen Research include reagents and support supplies for DNA and RNA oligonucleotide synthesis, labeling, modification and purification. We are a reputable and trusted vendor with a large portfolio, quality brand, knowledgeable technical support, and responsive customer service. In addition to oligonucleotide synthesis service providers, our customer base includes life science, biopharma and diagnostic companies, academic institutions and government organizations, all of which internally manufacture their own oligonucleotide products.

*Nucleoside Triphosphates.* Nucleoside triphosphates (“NTPs”) are the precursors to DNA and RNA. They are composed of a nitrogen base bound to either ribose or deoxyribose with three phosphate groups added to the sugar. We manufacture NTPs that are used in polymerase chain reactions, in sequencing reactions and in the manufacture of mRNA. The NTPs can be unmodified, composed of the four standard bases, or modified, with a base altered to enhance a particular biological property, such as the ability to evade the innate immune system in therapeutic applications. TriLink BioTechnologies NTPs are used by customers in both research and clinical trial applications. Our manufacturing capabilities for NTPs now includes both RUO and GMP-grade.

*Custom Nucleic Acid Chemistry.* TriLink BioTechnologies has synthetic chemistry expertise and proprietary manufacturing processes allowing for the highest purity NTP, amidite and custom nucleotide services. We serve a diverse market of diagnostics and therapeutic developers that require novel molecules that are otherwise unavailable on the market. Typically, these molecules are initially manufactured in small quantities, and then scaled to meet the need of larger diagnostic platforms or therapeutic applications once positive candidates have been identified by the customer.

*Specialty Enzymes.* Enzymes are critical to almost every phase of nucleic acid production and provide the key starting materials for the IVT process to make mRNA. Alphazyme provides custom, scalable molecular biology enzymes with a full product line of IVT, NGS, life science and diagnostic enzyme solutions. Alphazyme enzymes are also incorporated into the TriLink Biotechnologies CleanScript mRNA production workflow.

*Discovery mRNA synthesis.* Through TriLink BioTechnologies, we offer a core set of products and services geared toward customers doing early-stage development work. We produce mRNA utilizing standard sequences for generalized research or using customer supplied sequences for custom built constructs. We also provide process development services to optimize customers’ transcription and purification processes. These services can integrate with our cap analogs, NTP products and IVT enzymes and have access to our analytical and QC method development.

*GMP mRNA synthesis.* Our TriLink BioTechnologies GMP mRNA manufacturing services offer a clear pathway for customers running clinical trials. We focus on building partnerships with our customers in the emerging market of cell and gene therapy to ensure we are well-positioned to be an extension of their development teams. Our services feature robust quality management systems and include process development and scale-up, phase-appropriate, regulatory submission support, and in-house analytical services for mRNA analysis and characterization.

### ***Biologics Safety Testing (24% of Revenue for the Year Ended December 31, 2024)***

For over 25 years, the Cygnus Technologies brand has been associated with products and services that enable the detection of impurities present in bioproduction. Our biologics safety testing products are used during development and scale-up, during the regulatory approval process and throughout commercialization. We are recognized globally for the detection of host cell proteins (“HCPs”) and process-related impurities during bioproduction.

Our customers in this segment manufacture a broad range of biopharmaceutical products. These include monoclonal antibodies and recombinant proteins, both as novel biologics and biosimilars, and recombinant vaccines, including oncolytic vaccines to treat cancer. We also provide products that support the development and commercialization of cell and gene therapies. Recombinant vaccines and cell and gene therapies rely on manufacturing of various viral vectors produced using recombinant nucleic acid and cell culture technologies. Viral vector manufacturing processes require rigorous analytics, including testing for process-related impurities such as HCPs, host cell DNA, purification leachates, growth media additives and enzymes used in viral vector purification processes. Of all process-related impurities, HCPs present the most complex impurity. Per regulatory requirements, viral vectors used as a component of CAR-T cell therapies or as gene therapies must be produced in certain cell lines, purified and tested for the presence of host cell proteins. All of the 24 existing FDA-and EMA-approved CAR-T Cell and Gene Therapies use Cygnus Host Cell Protein enzyme-linked immunosorbent assay (“ELISA”) kits for HCP testing for commercial product lot release. Five of these 24 therapies were approved in 2024.



ELISA is the benchmark method for monitoring levels of process-related impurities during the purification process and in product release testing. The advantages of well-developed ELISA kits include the ability to measure very low levels of impurities in the presence of high amounts of drug product, and are readily transferable across an organization from process development to manufacturing and quality control bioanalytical groups. Though relatively simple to run, these ELISA kits require a high level of expertise to design, develop and qualify.

Customers establishing biopharmaceutical manufacturing processes may use off-the-shelf or generic HCP kits provided by manufacturers like ourselves, or they may choose to design their own in-house assays for their specific processes. Some customers may choose to use generic assays early in development and migrate to process-specific assays later. The trend in recent years has been for customers to increasingly use generic assays throughout their development and commercialization pathway, relying on our expertise and the established performance of our assays supported by our comprehensive state-of-the-art assay qualification services. If customers choose to develop process-specific assays, we offer custom antibody production and assay development as well as characterization services to meet their needs.

Our comprehensive catalog of Cygnus Technologies HCP ELISA kits covers 25 expression platforms and provides the specificity and sensitivity to detect impurities with reproducibility, which supports regulatory compliance. Our reputation for quality is recognized by the industry and global regulatory agencies, with Cygnus Technologies assays used as reference methods throughout the industry and to support manufacturing and quality control of commercialized biologics and gene therapy products.

Our customers in this segment are biopharmaceutical companies, contract research organizations (“CROs”), contract development and manufacturing organizations (“CDMOs”) and life science companies.

Cygnus Technologies product categories include HCP ELISA kits, other bioprocess impurity and contaminant ELISA kits, viral clearance prediction kits, ancillary reagents and custom services.



**HCP ELISA Kits.** HCP ELISA kits are bioassays used to detect residual proteins from the expression system used in bioproduction. HCPs constitute a major group of process-related impurities produced using cell culture technology no matter what cell expression platform is used. HCPs pose potential health risks for patients and the risk of failure of safety endpoints for drug manufacturers. When present in the administered product, even at low levels, HCPs can induce an undesired immune response, interfere with drug efficacy and impact drug stability. HCPs are a critical quality attribute for biologics safety testing development and must be adequately removed during the downstream purification process.

**Other Impurity and Contaminant Kits.** Our products in this category include kits for measuring Protein A leachate, which results from the affinity purification method used for monoclonal antibody therapeutic agents; ELISA kits for measuring additives in growth media, such as bovine serum albumin; kits for measuring host cell DNA; ELISA kits to detect and quantify residual endonuclease impurities in recombinant viral vector and vaccine preparations; and ELISA kits to quantify residual AAV2, AAV8 and AAV9 ligands resulting from affinity purification method used for adeno associated virus (AAV)-based gene therapies.

*Viral Clearance Prediction kits.* Following its 2020 acquisition of the MockV® technology, Cygnus Technologies has introduced the Minute Virus of Mice kit and the MockV RVLP Kit, which are novel, proprietary viral clearance prediction tools that includes a non-infectious “mock virus particle” mimicking the physicochemical properties of live virus that may be present endogenously in the drug substance or introduced during bioproduction. These kits enable manufacturers to conduct viral clearance assessments easily and economically and to predict outcomes in-house ahead of costly and logistically challenging live viral clearance studies.

*Ancillary Reagents.* Our ancillary reagent products include antibodies, antigens, sample diluents and other auxiliary products necessary to optimize applications for customer processes.

*Custom Services.* We provide process-specific antibody and ELISA development, qualification and maintenance services. In addition, we have pioneered advanced orthogonal methods including antibody affinity extraction (AAE™), mass spectrometry for HCP antibodies coverage analysis and HCP identification, which we provide as custom services.

## **Our Competitive Strengths**

We believe we are a leader in providing nucleic acid products and services and biologics safety testing products and services to biopharmaceutical customers worldwide. Our success is built on the ability of our proprietary technologies and products, provided under exacting quality standards, to reliably serve our customers’ needs for critical raw materials, and the process innovation, quality, analytical expertise and reliability of our services.

### ***Leading Supplier of Critical Solutions for Life Sciences from Discovery to Commercialization***

We seek to be an important component of our customers’ supply chain by providing inputs that are central to the performance of their products and processes throughout the product lifecycle. By collaborating with customers early in the development phase, our products frequently follow our customers’ development path to commercialization and are likely to be incorporated as raw materials in their on-market products and processes. Our decades-long experience and track record, coupled with our ongoing investment in facilities and quality systems, allow our customers to rely on us for their critical products. Our approach is to be a trusted partner throughout the life cycle of our customers’ products.

### ***Innovation, Proprietary Technologies and Expertise Underpin Our Portfolio***

Our expertise in complex chemistries leads customers to seek our collaboration in designing complex products that meet high performance expectations. We believe the solutions we provide, in many cases, cannot be provided effectively by our competitors. In certain cases, like our CleanCap technology, our know-how features differentiated performance characteristics and is backed by intellectual property. In other cases, such as our HCP products, our antibodies are proprietary and therefore can only be supplied by us. We believe the proprietary nature of our expertise and products solidifies our long-term customer relationships.

### ***Products with Outstanding Quality Performance***

We believe our products stand out when compared to those of our competitors because they present innovative solutions to customer needs, while providing reliable performance and quality. CleanCap, for example, offers advantages over competing capping technologies in yield, process efficiency, stability and safety. Our oligonucleotides address complex chemistry challenges, which we believe few competitors can address. We believe that our HCP ELISA kits have defined the market for impurity detection and have become a *de facto* standard in biologics safety testing.

### ***Trusted Brands***

Our TriLink BioTechnologies, Glen Research, Alphazyme and Cygnus Technologies brands are well known in their respective markets for innovation, consistent quality, and performance. This brand recognition has been earned over decades. Our manufacturing processes, quality standards, technical support and high-touch customer service ensure that we maintain the reputation of our brands.

### ***State-of-the-Art Manufacturing Facilities***

Our biopharmaceutical customers manufacture their products to meet stringent quality standards under strict regulatory guidelines and expect their critical suppliers to meet their exacting requirements. Our customers further expect that we have the production capacity to meet their needs in a timely manner.

We have designed and constructed four world-class manufacturing facilities and, since 2022, we have expanded our facility footprint by over 95,000 square feet to support expanded capabilities and future growth.

## ***Experienced Leaders and Talented Workforce***

Our management includes experienced leaders with demonstrated records of success at Maravai and other highly regarded industry participants. They have decades of combined experience and expertise on the forefront of life sciences innovation. In addition, as of December 31, 2024, approximately 28% of our workforce have earned advanced degrees and all receive rigorous on the job training. We believe the quality of our personnel is critical to ensuring the collaborative, long-standing relationships we maintain with many of our customers.

## **Commercial**

We have relationships with the following categories of customers: developers of therapeutics, cell and gene therapies and vaccines, other biopharmaceutical and life science research companies, academic institutions and molecular diagnostic companies. Our biopharmaceutical customers include startups, established biotechnology companies and large pharmaceutical companies developing enzyme replacement therapies, gene editing therapies, *ex vivo* therapies and vaccines.

Our commercial function includes direct sales, marketing, customer service, technical support, quoting and proposals, client program management and channel management. We serve customers through direct and indirect sales in each business segment, with a primary focus on our biopharmaceutical and large diagnostics and commercial customers. We serve our academic customers via web, email and phone ordering as well as through key partnerships where our reagent products and services can be accessed through partnerships. We support all customers in-field and in-house technical support, alliance and program management and customer service.

We address customers outside the United States with a combination of direct sales and distributors. We serve many of our biopharmaceutical customers, especially in our nucleic acid production segment, via direct sales worldwide. Our distributors also serve our customers in over 40 countries and provide customer service and local sales and marketing.

## **Competition**

We compete with a range of companies across our segments.

## ***Nucleic Acid Production***

Within nucleic acid production, we compete with four primary types of companies: (1) chemistry companies that create and produce the basic monomers, amidites, and supports that go into the creation of an oligonucleotide; (2) oligonucleotide manufacturers that specialize in custom oligonucleotide development of varying complexities and scales; (3) mRNA biotechnology companies that create fully processed mRNA and specialize in custom, complex orders; and (4) CDMOs that have the capability to accept work from large biopharmaceutical companies and serve as the outsourcing entity for the development and manufacturing of nucleic acid products. However, it is important to note that CDMOs seldom offer proprietary products.

For mRNA capping analogs, we compete principally with Thermo Fisher Scientific, Aldevron (a subsidiary of Danaher), and New England Biolabs, who offer alternatives to CleanCap with enzymatic capping solutions. Many biopharmaceutical companies produce capping solutions in-house using enzymatic or ARCA processes. However, given CleanCap's high yield and process efficiency, many customers who previously insourced these processes have begun to partner with us. We believe our products and services are more effective than those of our competitors. Deep scientific expertise, intellectual property protection and specialty equipment serve as barriers to entry in this space.

For our mRNA offerings, we compete with Aldevron, Patheon, eTheRNA, Lonza, Catalent, and Samsung Biologics, among others. We believe we have a reputation for our expertise in the RNA space with talented scientists who are constantly pushing the frontier of RNA science. This scientific expertise and the required high-cost equipment serve as barriers to entry. In addition to our expertise, we believe our GMP cleanroom manufacturing process differentiates us from competitors.

For custom oligonucleotides, we compete with a number of manufacturers. Custom oligonucleotide providers include those that provide complex, highly modified oligonucleotides and those that provide less complex offerings. In the custom oligonucleotide space, complexity is based on the length of the sequence and level of modification to the phosphate backbone. Large manufacturers like Integrated DNA Technologies, Thermo Fisher Scientific and EMD Millipore Corporation ("Millipore Sigma") serve less complex customer needs while we, LGC Biosearch Technologies and GenScript Biotech Corporation serve more complex customer needs. In the custom oligonucleotide market, we have a reputation for accepting complex orders and delivering high purity products that reduce researcher re-work and save money. Quick turnaround times and the ability to produce at scale are essential requirements in this segment.



In the oligonucleotide synthesis inputs market, we compete against large distributor-manufacturers like Thermo Fisher and Millipore Sigma while also serving them as customers. Our Glen Research brand has a long history in this industry, which drives customer loyalty, and has a reputation for high-fidelity technical service, focusing on supplying and sourcing highly modified inputs for its customers.

For our specialty enzymes offering, we compete with New England Biolabs, Thermo Fisher, QIAGEN, and Roche, among others. We believe that Alphazyme is uniquely positioned in the market to address customers' custom enzyme needs and has a reputation of being a flexible partner.

### ***Biologics Safety Testing***

For drugs in early development, we compete against other bioprocess impurity kit providers such as BioGenes ("BioGenes") or Enzo Life Sciences ("Enzo"). Competitors generally offer fewer expression platforms (generally between one and three) compared to our offering of 24 expression platforms and over 100 different impurity detection kits. As a drug successfully moves forward to validation and approval stages, a customer may either continue with an off-the-shelf kit or they may begin the process to develop a custom assay that is tailored to meet their specific host cell and manufacturing process needs. During the entire drug development process, and especially during this decision, we are partners with the manufacturer and provide our expertise to help them make the best bioprocess quality control and testing-related decisions.

If a drug manufacturer continues with an off-the-shelf assay from development to validation and approval, they will generally stay with the incumbent kit provider due to the extensive validation they have conducted. For custom assay development, our main competitors are BioGenes, Rockland Immunochemicals and some CDMOs and CROs with custom assay development capabilities. The trend in recent years has been for CDMOs, CROs and large biopharmaceutical companies to focus on core competencies and outsource host cell protein assays or qualify off-the-shelf kits when possible.

### **Licenses and Collaborations**

#### ***Broad Patent License Agreement***

We (through TriLink BioTechnologies) entered into a Nonexclusive Patent License and Material Transfer Agreement with The Broad Institute, Inc. ("Broad") effective as of July 5, 2017, and amended on September 29, 2017 (the "Broad Patent License Agreement"). Broad, together with a consortium of educational institutions (including Harvard University and the Massachusetts Institute of Technology), owns and controls certain patent rights relating to genome editing technology, including the CRISPR-Cas9 gene editing processes and have a licensing program for use and commercialization of technologies and products covered by the underlying patent rights. Under the Broad Patent License Agreement, Broad grants to us a non-exclusive, royalty-bearing, non-transferable and non-sublicensable, worldwide license under the licensed patent rights to manufacture and sell products and to perform certain *in vitro* processes or services on a fee-for-service basis, in each case, solely as research tools for research purposes (excluding human, clinical or diagnostic uses). We must use diligent efforts to develop products, introduce products into the commercial market and make products reasonably available to the public. We are obligated to pay a mid-five figure annual license maintenance fee and royalties in the range of 5% to 10% on net sales of covered products and processes.

The term of the Broad Patent License Agreement extends through the expiration of the last to expire claim of any of the licensed patents. We are entitled to terminate the Broad Patent License Agreement for convenience at any time on at least three (3) months written notice, in which case we must continue to pay license maintenance fees and royalties as noted above for the sale of products that are not covered by the specific claims of the licensed patent rights but are otherwise derived from such licensed patent rights or from products covered by such licensed patent rights. Broad may terminate the license for our uncured failure to make payments, for our uncured material breach or if we bring a patent challenge against any of the institutional rights holders.

### **Manufacturing and Supply**

We occupy facilities in San Diego, California, Leland, North Carolina, Sterling, Virginia, and Jupiter, Florida.

Our Wateridge facility in San Diego is engaged in the manufacture of reagents. The facility was designed and built by us in conjunction with the building owner to contain fully functional chemical and biological manufacturing operations from material receiving to product distribution and has its own loading dock, manufacturing gas delivery system, solvent delivery and waste system, ISO Class 8 and ISO Class 7 designated customer manufacturing suites and integrated building management systems for required site control.

In addition to the Wateridge facility, we have two other facilities in San Diego, Flanders 1 and Flanders 2. Flanders 1 provides us with additional GMP manufacturing capacity and the optionality downstream to manufacture materials beyond current quality requirements for mRNA raw materials, including CleanCap. Flanders 1 supports increased batch run sizes and overall throughput. Flanders 2 was purpose built to support GMP-grade manufacturing and to support customers into Phase II clinical trials through commercial mRNA drug substance. Both the Flanders 1 and Flanders 2 facilities include integrated manufacturing systems, quality water improvements from Reverse Osmosis De-ionized grade water to WFI (“Water For Injection”), which is pharmaceutical grade water, and other facility infrastructure investments to support potential customer needs related to quality. We took occupancy of the Flanders 1 and 2 facilities in 2023 and began manufacturing from both locations in 2024.

Our Leland, North Carolina facility is engaged in the development, manufacture and processing of antibodies and HCP and Impurity ELISA kits, MockV Kits, as well as execution of all analytical services. The operations include R&D, laboratory, manufacturing, kitting, cold storage, shipping and waste handling capabilities. The fully customized design includes a Mass Spectrometry Center of Excellence and specialized cell culture facilities. Extensive process flow analysis has been incorporated into the facility design to optimize and enhance both our manufacturing and kit packaging operations.

Our Sterling, Virginia facility was designed to perform quality control, aliquoting, packaging and shipping and houses the appropriate space and systems.

Our Jupiter, Florida, location is a purpose built enzyme production facility that can produce enzymes to kilogram quantities. The facility includes environmental controls such as HEPA filtration, pressure, temperature, and humidity monitoring, with vertical integration of all enzyme development, production, and testing operations. Our enzymes are produced under the controls of an ISO 13485:2016 compliant QMS.

Our supply chain is supported by a diverse network of specialized suppliers and transportation partners and undergoes regular evaluations to assess supplier quality and identify risks, including those associated with supply concentration. These proactive evaluations enable us to implement strategic measures to effectively manage and mitigate risks. By continuously optimizing our supply chain, we ensure operational resilience and maintain a steady supply of critical materials for our products.

## **Government Regulation**

We provide products used for basic research or as raw materials used by biopharmaceutical customers for further processing, and active pharmaceutical ingredients used for preclinical and clinical studies. The quality of our products is critical to researchers looking to develop novel vaccines and therapies and for biopharmaceutical customers who use our products as raw materials or who are engaged in preclinical studies and clinical trials. Biopharmaceutical customers are subject to extensive regulations by the FDA and similar regulatory authorities in other countries for conducting clinical trials and commercializing products for therapeutic, vaccine or diagnostic use. This regulatory scrutiny results in our customers imposing rigorous quality requirements on us as their supplier through supplier qualification processes and customer contracts.

Our nucleic acid and biologics safety testing segments produce materials used in research and biopharmaceutical production, clinical trial vaccines and vaccine support products. We produce materials in support of our customers’ manufacturing businesses and to fulfill their validation requirements, as applicable. These customer activities are subject to regulation and consequently require these businesses to be inspected by the FDA and other national regulatory agencies under their respective cGMP regulations. These regulations result in our customers imposing quality requirements on us for the manufacture of our products, and maintain records of our manufacturing, testing and control activities. In addition, the specific activities of some of our businesses require us to hold specialized licenses for the manufacture, distribution and/or marketing of particular products.

All of our sites are subject to licensing and regulation, as appropriate under federal, state and local laws relating to:

- the surface and air transportation of chemicals, biological reagents and hazardous materials;
- the handling, use, storage and disposal of chemicals (including toxic substances), biological reagents and hazardous waste;
- the procurement, handling, use, storage and disposal of biological products for research purposes;
- the safety and health of employees and visitors to our facilities; and
- protection of the environment and general public.

Regulatory compliance programs at each of our businesses are managed by a dedicated group responsible for regulatory affairs and compliance, including the use of outside consultants. Our compliance programs are also managed by quality management systems, such as vendor supplier programs and training programs. Within each business, we have established Quality Management Systems (“QMS”) responsible for risk based internal audit programs to manage regulatory requirements and client

quality expectations. Our QMS program ensures that management has proper oversight of regulatory compliance and quality assurance, inclusive of reviews of our system practices to ensure that appropriate quality controls are in place and that a robust audit strategy confirms requirements for compliance and quality assurance.

### ***Research Products***

Our products and operations may be subject to extensive and rigorous regulation by the FDA and other federal, state, or local authorities, as well as foreign regulatory authorities. The FDA regulates, among other things, the research, development, testing, manufacturing, clearance, approval, labeling, storage, recordkeeping, advertising, promotion, marketing, distribution, post-market monitoring and reporting, and import and export of pharmaceutical drugs. Certain of our products are currently marketed as research use only (“RUO”).

We believe that our products that are marketed as RUO products are exempt from compliance with GMP regulations under the FDCA. RUO products cannot make any claims related to safety, effectiveness or diagnostic utility and they cannot be intended for human clinical diagnostic use. In November 2013, the FDA issued a final guidance on products labeled RUO, which, among other things, reaffirmed that a company may not make any clinical or diagnostic claims about an RUO product. The FDA will also evaluate the totality of the circumstances to determine if the product is intended for diagnostic purposes. If the FDA were to determine, based on the totality of circumstances, that our products labeled and marketed for RUO are intended for diagnostic purposes, they would be considered medical products that will require clearance or approval prior to commercialization.

We do not make claims related to safety or effectiveness and they are not intended for diagnostic or clinical use. However, the quality of our products is critical to meeting customer needs, and we therefore voluntarily follow the quality standards outlined by the International Organization for Standardization for quality management systems (ISO 9001:2015) for the design, development, manufacture, and distribution of our products. Some biopharmaceutical customers desire extra requirements including quality parameters and product specifications, which are outlined in customer-specific quality agreements. These products are further processed and validated by customers for their applications. Customers qualify us as part of their quality system requirements, which can include a supplier questionnaire and on-site audits. Customers requalify us on a regular basis to ensure our quality system, processes and facilities continue to meet their needs and we are meeting requirements outlined in relevant customer agreements.

### ***Active Pharmaceutical Ingredients (“APIs”) for Clinical Trials***

We provide APIs to customers for use in preclinical studies through and including clinical trials. We hold a drug manufacturing license with the California Food and Drug Branch of the California Department of Public Health for manufacture of APIs for clinical use and are subject to inspection to maintain licensure. Manufacture of APIs for use in clinical trials is regulated under § 501(a)(2)(B) of the FDCA, but is not subject to the current GMP regulations in 21 CFR § 211 by operation of 21 CFR § 210. We follow the principles detailed in the International Council for Harmonisation (“ICH”) Q7, Good Manufacturing Practice Guide for Active Pharmaceutical Ingredients (Section 19, APIs For Use in Clinical Trials) in order to comply with the applicable requirements of the FDCA, and the comparable GMP principles for Europe; European Community, Part II, Basic Requirements for Active Substances Used as Starting Materials (Section 19, APIs For Use in Clinical Trials). APIs are provided to customers under customer contracts that outline quality standards and product specifications. As products advance through the clinical phases, requirements become more stringent, and we work with customers to define and agree on requirements and risks associated with their product.

Customers’ biopharmaceutical products early in their development have a high failure rate and often do not advance through the clinical stages to commercialization. Our customers are required to follow regulatory pathways that are not always known, which may cause additional unforeseen requirements placed on us as their contract manufacturer and delays in advancing to the next stage of product development. We also provide novel compounds for cell and gene therapy applications, which result in additional challenges for our customers attempting to obtain regulatory approval given that this field is relatively new, and regulations are evolving. Customer clinical trials rely on approval from institutional review boards (“IRBs”) and patient and volunteer enrollment, which makes timelines unpredictable for advancing to the next stage in product development. Preclinical studies and clinical trials conducted by our customers are also expensive and data may be negative or inconclusive causing customers to abandon projects that were expected to continue. Regulatory requirements in both the United States and abroad are always evolving and compliance with future laws may require significant investment to ensure compliance.

### ***Other Regulatory Requirements***

***Environmental laws and regulations.*** We believe that our operations comply in all material respects with applicable laws and regulations concerning environmental protection. To date, there have been no material effects upon our earnings or competitive position resulting from our compliance with applicable laws or regulations enacted or adopted relating to the protection of the



environment. Our capital and operating expenditures for pollution control in 2024 and 2023 were not material and are not expected to be material in 2025.

## **Intellectual Property**

Our success depends in part on our ability to obtain and maintain intellectual property protection for our products and services, defend and enforce our intellectual property rights, preserve the confidentiality of our trade secrets, and operate without infringing, misappropriating or otherwise violating valid and enforceable intellectual property rights of others. We seek to protect the investments made into the development of our products and services by relying on a combination of patents, trademarks, copyrights, trade secrets, including know-how, and license agreements. We also seek to protect our proprietary products and services, in part, by requiring our employees, consultants, contractors and other third parties to execute confidentiality agreements and invention assignment agreements.

**Patents.** Our intellectual property strategy is focused on protecting, through patents and other intellectual property rights, our core products and services, including CleanCap, and related instrumentation and applications. In addition, we protect our ongoing research and development into critical reagents for cell and gene therapy through patents and other intellectual property rights. Our patent portfolio generally includes patents and patent applications relating to compositions and methods for the production of CleanCap, oligonucleotides, nucleic acids, immunofluorescence assays, and mock viral particles. We may own provisional patent applications, and provisional patent applications are not eligible to become issued patents until, among other things, we file national stage patent applications either directly or via the PCT within 12 or 30 to 32 months, respectively. If we do not timely file any national stage patent applications, we may lose our priority date with respect to our provisional patent applications and any patent protection on the inventions disclosed in such provisional patent applications. We cannot predict whether any such patent applications will result in the issuance of patents that provide us with any competitive advantage.

Issued patents extend for varying periods depending on the date of filing of the patent application or the date of patent issuance and the legal term of patents in the countries in which they are obtained. Generally, utility patents issued for applications are granted a term of 20 years from the earliest effective filing date of a non-provisional patent application. Issued patents may be extended beyond the natural 20-year term for regulatory or administrative delay in accordance with provisions of applicable local law. As a result, our patent portfolio may not provide us with sufficient rights to exclude others from commercializing products similar or identical to ours.

The following granted patents relate to our CleanCap products and technology.

Jurisdiction	Patent Number	Title	Expiration
United States	10494399	Compositions and methods for synthesizing 5'-Capped RNAs	2036
United States	10519189	Compositions and methods for synthesizing 5'-Capped RNAs	2036
United States	10913768C1	Compositions and methods for synthesizing 5'-Capped RNAs	2036
United States	11414453	Compositions and methods for synthesizing 5'-Capped RNAs	2036
United States	11878991	Compositions and methods for synthesizing 5'-Capped RNAs	2036
United States	11578095	Compositions and methods for synthesizing 5'-Capped RNAs	2036
United States	12103944	Compositions and methods for synthesizing 5'-Capped RNAs	2036
Europe	3352584	Compositions and methods for synthesizing 5'-Capped RNAs	2036
Europe	3954225	Compositions and methods for synthesizing 5'-Capped RNAs	2036
Europe	3906789	Compositions and methods for synthesizing 5'-Capped RNAs	2036
Europe	4104687	Compositions and methods for synthesizing 5'-Capped RNAs	2036
Europe	4140491	Compositions and methods for synthesizing 5'-Capped RNAs	2036
Australia	2016328645	Compositions and methods for synthesizing 5'-Capped RNAs	2036
Australia	2021206780	Compositions and methods for synthesizing 5'-Capped RNAs	2036
Australia	2023201915	Compositions and methods for synthesizing 5'-Capped RNAs	2036
Canada	2999274	Compositions and methods for synthesizing 5'-Capped RNAs	2036
China	ZL 202310734863.0	Compositions and methods for synthesizing 5'-Capped RNAs	2036
Hong Kong	HK40080484	Compositions and methods for synthesizing 5'-Capped RNAs	2036
Hong Kong	HK40068021	Compositions and methods for synthesizing 5'-Capped RNAs	2036
Hong Kong	HK40054592	Compositions and methods for synthesizing 5'-Capped RNAs	2036
Hong Kong	HK40075972	Compositions and methods for synthesizing 5'-Capped RNAs	2036
Japan	6814997	Compositions and methods for synthesizing 5'-Capped RNAs	2036
Japan	7082174	Compositions and methods for synthesizing 5'-Capped RNAs	2036
Japan	7594563	Compositions and methods for synthesizing 5'-Capped RNAs	2036
Korea, Republic of	10-2500198	Compositions and methods for synthesizing 5'-Capped RNAs	2036
Korea, Republic of	10-2670937	Compositions and methods for synthesizing 5'-Capped RNAs	2036

The following patents relate to our MockV related products and technology.

Jurisdiction	Patent Number	Title	Expiration
United States	9632087	Methods for evaluating viral clearance from a biopharmaceutical solution employing mock viral particles	2034
United States	10309963	Methods for evaluating viral clearance from a process solution employing mock viral particles	2034
Europe	3044339	Methods and kits for quantifying the removal of mock virus particles from a purified solution	2034
Europe	3250696	Stock Solution of Retrovirus Like Particles with Method and Kit	2036
Australia	2014320015	Methods and kits for quantifying the removal of Mock Virus Particles from a purified solution	2034
Australia	2021200484	Methods and kits for quantifying the removal of Mock Virus Particles from a purified solution	2034
China	105899684	Methods and kits for quantifying pseudoviral particles removed from purified solution	2034
Japan	6549126	Methods and kits for removal of mock virus particles from a purified solution	2034
United States	11754565	Methods and kits for removal of mock virus particles from a purified solution	2034

**Trademarks.** Our trademark portfolio is designed to protect the brands of our current and future products and includes U.S. trademark registrations for our company name, Maravai LifeSciences, subsidiary names Cygnus Technologies and TriLink BioTechnologies and various product names, such as CleanCap and MockV.

**Trade Secrets.** We also rely on trade secrets, including know-how, unpatented technology and other proprietary information, to strengthen our competitive position. We have determined that certain technologies, such as the production of antibodies for biologics safety testing, are better kept as trade secrets, rather than pursuing patent protection. To prevent disclosure of trade secrets to others, it is our policy to enter into nondisclosure, invention assignment and confidentiality agreements with parties who have access to trade secrets, such as our employees, collaborators, outside scientific collaborators, consultants, advisors and other third parties. These agreements also provide that all inventions resulting from work performed for us or relating to our business and conceived or completed during the period of employment or assignment, as applicable, are our exclusive property. In addition, we take other appropriate precautions, such as physical and technological security measures, to guard against misappropriation of our proprietary information by third parties.

We intend to pursue additional intellectual property protection to the extent we believe it would advance our business objectives. Notwithstanding these efforts, there can be no assurance that we will adequately protect our intellectual property or provide any competitive advantage. We cannot provide any assurance that any patents will be issued from our pending or any future patent applications or that any issued patents will adequately protect our products or technology. Our intellectual property rights may be invalidated, held unenforceable, circumvented, narrowed or challenged. In addition, the laws of various foreign countries where our products are distributed may not protect our intellectual property rights to the same extent as laws in the United States. Furthermore, it may be difficult to protect our trade secrets. While we have confidence in the measures we take to protect and preserve our trade secrets, they may be inadequate and can be breached, and we may not have adequate remedies for violations of such measures. In addition, our trade secrets may otherwise become known or be independently discovered by competitors. Moreover, our invention assignment agreements with employees, collaborators, outside scientific collaborators, consultants, advisors and other third parties may not be self-executing or otherwise provide meaningful protection for our intellectual property rights. If we do not adequately protect our intellectual property, third parties, including our competitors, may be able to use our technologies to produce and market products that compete with us and erode our competitive advantage. For more information regarding risks related to intellectual property, please see Item 1A. “Risk Factors —Risks Related to our Intellectual Property.”

## Human Capital Management: Empowering Our Future

Our people are integral to driving Maravai's innovation, growth, and market leadership.

As of December 31, 2024, our team had over 570 full-time employees globally. Our workforce represents a diversity of backgrounds, with 44.3% identifying as female, 55.5% as male, 0.2% as non-binary, and approximately 48.6% as ethnically or

racially diverse. We take pride in the fact that, as of December 31, 2024, 27.7% of our team held advanced degrees, underscoring our emphasis on science and innovation.

Our compensation and benefits packages are designed to attract and retain the talent we need to be competitive in the markets we serve. We extend equity awards to all full-time employees through our 2020 Omnibus Incentive Plan, alongside opportunities to participate in our 2020 Employee Stock Purchase Plan, both to align employee and shareholder interests. Our commitment to excellence ensures every employee receives thorough on-the-job training. We also understand that great people managers are the key to enabling and unlocking the potential of our employees. In 2024, we continued our bi-monthly “Leading Together” people leader series with all levels of our people leaders to ensure they had the critical knowledge, perspective, and tools to develop their people and align their teams towards company goals and objectives.

We actively work to foster direct and open lines of communication between all levels of staff through our all-employee engagement survey, our quarterly all-employee town halls, management skip level meetings, and an emphasis on our core values (Connected, Open, Driven, and Empowered). Our 2024 company-wide engagement survey reached a participation rate of 95% and all levels of leadership engage in action planning based on the results.

As a leading life sciences company, we are committed to the health, safety and well-being of our employees. All employees that could be exposed to potential hazards are required to complete annual health and safety training, including laboratory chemical safety, hazard communication and hazardous waste management trainings. In 2024 we created EHS dashboards so employees can easily access and visualize EHS metrics, implemented a "weekly safety talk" communication highlighting a new safety topic each week along with safety metrics, and conducted approximately 150 equipment onboarding safety assessments, 38 Job Safety Analyses, and 314 safety inspections.

### **Available Information**

Our website is located at [www.maravai.com](http://www.maravai.com), and our investor relations website is located at [investors.maravai.com](http://investors.maravai.com). Our Annual Reports on Form 10-K, Quarterly Reports on Form 10-Q, and Current Reports on Form 8-K, and any amendments to these reports, are available through our investor relations website, free of charge, as soon as reasonably practicable after we electronically file or furnish them with the SEC. Our filings with the SEC are also available, free of charge, on the SEC's website at [www.sec.gov](http://www.sec.gov). We webcast via our investor relations website our earnings calls and certain events we participate in or host with members of the investment community. Our investor relations website also provides notifications of news or announcements regarding our financial performance and other items that may be material or of interest to our investors, including SEC filings, investor events, press and earnings releases. The contents of our website are not incorporated by reference into this Annual Report on Form 10-K or in any other report or document we file with the SEC, and any references to our website are intended to be inactive textual references only.



## **Item 1A. Risk Factors**

In addition to the other information in this report and our other filings with the SEC, you should carefully consider the risks and uncertainties described below, which could materially and adversely affect our business operations, financial condition and results of operations. The risks and uncertainties described below are not the only ones we face. Additional risks and uncertainties that we are unaware of, or that we currently believe are not material, may also become important factors that affect us. If any of the following risks occur, our business, financial condition, results of operations and prospects could be materially and adversely affected. In that event, the price of our Class A common stock could decline, and you could lose all or part of your investment.

### **Summary of Risk Factors**

The following is a summary of the material risks we and/or our shareholders face in the normal course of our business operations. The list below is not exhaustive, and is qualified in its entirety by reference to the full risk factor discussion that follows this summary.

#### **Risks Related to Our Business and Strategy**

- The level of our customers' spending on and demand for outsourced nucleic acid production and biologics safety testing products and services.
- Our operating results are prone to significant fluctuation, which may make our future operating results difficult to predict and could cause our actual operating results to fall below expectations or any guidance we may provide.
- Uncertainty regarding the extent and duration of our revenue associated with high-volume sales of CleanCap® for commercial phase vaccine programs and the dependency of such revenue, in important respects, on factors outside our control.
- Shifts in the trade, economic and other policies and priorities of the U.S. federal government on our and our customers' current and future business operations.
- Our ability to attract, retain and motivate a highly skilled workforce.
- Use of our products by customers in the production of vaccines and therapies, some of which represent relatively new and still-developing modes of treatment, and the impact of unforeseen adverse events, negative clinical outcomes, development of alternative therapies, or increased regulatory scrutiny of these modes of treatment and their financial cost on our customers' use of our products and services.
- Competition with life science, pharmaceutical and biotechnology companies who are substantially larger than us and potentially capable of developing new approaches that could make our products, services and technology obsolete.
- The potential failure of our products and services to not perform as expected and the reliability of the technology on which our products and services are based.
- The risk that our products do not comply with required quality standards.
- Market acceptance of our life science reagents.
- Our ability to efficiently manage our strategic acquisitions and organic growth opportunities.
- Natural disasters, geopolitical instability (including the ongoing military conflicts in Ukraine and the Middle East) and other catastrophic events.
- Risks related to our acquisitions, including whether we achieve the anticipated benefits of acquisitions of businesses or technologies.
- Product liability lawsuits.
- Our dependency on a limited number of customers for a high percentage of our revenue and our ability to maintain our current relationships with such customers.
- Our reliance on a limited number of suppliers or, in some cases, sole suppliers, for some of our raw materials and the risk that we may not be able to find replacements or immediately transition to alternative suppliers.
- The risk that our products become subject to more onerous regulation by the FDA or other regulatory agencies in the future.

### **Risks Related to Our Intellectual Property and Technology**

- Our ability to obtain, maintain and enforce sufficient intellectual property protection for our current or future products.
- The risk that a future cyber-attack or security breach cannot be prevented.
- Our ability to protect the confidentiality of our proprietary information.
- The risk that one of our products may be alleged (or found) to infringe on the intellectual property rights of third parties.
- Compliance with our obligations under intellectual property license agreements.
- Our or our licensors' failure to maintain the patents or patent applications in-licensed from a third party.
- Our ability to adequately protect our intellectual property and proprietary rights throughout the world.

### **Risks Related to Our Indebtedness**

- Our existing level of indebtedness and our ability to raise additional capital on favorable terms.
- Our ability to generate sufficient cash flow to service all of our indebtedness.
- Our potential failure to meet our debt service obligations.
- Restrictions on our current and future operations under the terms applicable to our credit agreement.

### **Risks Related to Our Organizational Structure**

- Our dependence, by virtue of our principal asset being our interest in Maravai Topco Holdings, LLC ("Topco LLC"), on distributions from Topco LLC to pay our taxes and expenses, including payments under a tax receivable agreement with the former owners of Topco LLC (the "Tax Receivable Agreement" or "TRA") together with various limitations and restrictions that impact Topco LLC's ability to make such distributions.
- The risk that conflicts of interest could arise between our shareholders and Maravai Life Sciences Holdings, LLC ("MLSH 1"), the only other member of Topco LLC, and impede business decisions that could benefit our shareholders.
- The substantial future cash payments we may be required to make under the Tax Receivable Agreement to MLSH 1 and Maravai Life Sciences Holdings 2, LLC ("MLSH 2"), an entity through which certain of our former owners hold their interests in the Company and the negative effect of such payments.
- The fact that our organizational structure, including the TRA, confers certain benefits upon MLSH 1 and MLSH 2 that will not benefit our other common shareholders to the same extent as they will benefit MLSH 1 and MLSH 2.
- Our ability to realize all or a portion of the tax benefits that are expected to result from the tax attributes covered by the Tax Receivable Agreement.
- The possibility that we will receive distributions from Topco LLC significantly in excess of our tax liabilities and obligations to make to make payments under the Tax Receivable Agreement.
- Unanticipated changes in effective tax rates or adverse outcomes resulting from examination of our income or other tax returns.

### **Risks Related to Being a Public Company**

- Risks and uncertainty related to the restatement of our previously issued quarterly financial statements.
- Our ability to remediate the material weaknesses in our internal control over financial reporting in a timely manner.
- Our ability to design and maintain effective internal control over financial reporting in the future.

### **Risks Related to Our Class A Common Stock**

- The fact that investment entities affiliated with GTCR, LLC ("GTCR") currently control a majority of the voting power of our outstanding common stock and may have interests that conflict with ours or yours in the future.
- Risks related to our "controlled company" status within the meaning of the corporate governance standards of NASDAQ.

- The potential anti-takeover effects of certain provisions in our corporate organizational documents.
- Potential sales of a significant portion of our outstanding shares of Class A common stock.
- Potential preferred stock issuances and the anti-takeover impacts of any such issuances.

## **Risks Related to Our Business and Strategy**

***We are dependent on the level of our customers’ spending on and demand for outsourced nucleic acid production and biologics safety testing products and services. A reduction in spending or change in spending priorities of our customers could significantly reduce demand for our products and services and could have a material adverse effect on our business, financial condition, results of operations, cash flows and prospects.***

The success of our business depends primarily on the number and size of contracts with our customers, primarily pharmaceutical and biotechnology companies, for our products and services. For example, during the COVID-19 pandemic we benefited from a significant increase in demand for our products and service, including our proprietary CleanCap® analogs that are used by our customers in the production of COVID-19 vaccines, and also benefited during 2021 and 2022, more generally, from the overall growth of the global biologics market, higher research and development budgets of our customers and a greater degree of outsourcing by our customers. The level of our customers’ spending on and demand for our products and services is also subject to, among other things, their own financial performance, changes in their available resources, the timing of their commercial manufacturing initiatives, their decisions to acquire in-house manufacturing capacity (rather than outsource), their spending priorities, including research and development budgets, and their budgetary policies and practices, which, in turn, are dependent upon a number of factors outside of our control.

Our customers determine their research and development budgets based on several factors, including their need to develop new biological products, their competitors’ discoveries, developments and commercial manufacturing initiatives and the anticipated market, clinical and reimbursement scenarios for specific products and therapeutic areas. In addition, consolidation in the industries in which our customers operate may have an impact on our customers’ spending as they integrate acquired operations, including research and development departments and associated budgets.

Access to capital is critical to many of our customers’ ability to fund research and development, particularly early-stage biotechnology and pharmaceutical companies, and historically, these companies have funded their research and development activities by raising capital privately or in the equity markets. Past declines and uncertainties in the capital markets, including as a result of ongoing macroeconomic challenges during 2023 and into 2024, including elevated interest rates and volatile credit markets, limited access to capital and negatively affected companies’ ability to fund research and development efforts due to a considerable contraction in the level of investment in venture- and private equity-backed startup companies and funding for companies at all stages, particularly early- and late-stage companies. Notwithstanding ongoing liquidity challenges, global venture capital investment increased slightly in 2024, however, investments in information technology and artificial intelligence (“AI”) companies overshadowed other sector categories, with over twice the level of investment relative to the health and life sciences sector. Lower levels of venture capital investment in the health and life sciences sector, together with hesitancy about a broader economic recovery, including as a result of geopolitical instability and actual and potential shifts in U.S. and foreign trade, economic and other policies, has led certain of our customers to implement more stringent budgetary policies designed to conserve capital, which in turn, caused a reduction in research and development spending and a decline in further purchases of our products and services. We have no assurance as to whether, or when, such research and development spending may stabilize or increase, if at all. Further, if the funding of venture- and private equity-backed biotechnology and pharmaceutical companies remains weak or weakens further, the research and development budgets of our customers may be further reduced or eliminated altogether, which could impact future demand for our products and services.

If our customers maintain stringent budgetary policies or further reduce their spending on our products and services as a result of any of these or other factors, our business, financial condition, results of operations, cash flows and prospects would be materially and adversely affected.

Moreover, we have no control over the timing and volume of purchases by our customers, and as a result, our operating results may fluctuate significantly, and our future revenue and operating results can be difficult to forecast. Our inability to forecast fluctuations in demand could harm our business, financial position and future results of operations. See also “—Our operating results may fluctuate significantly in the future, which makes our future operating results difficult to predict and could cause our operating results to fall below expectations or any guidance we may provide” below.

***Our operating results are prone to significant fluctuations, which may make our future operating results difficult to predict and could cause our actual operating results to fall below expectations or any guidance we may provide.***

We have no control over the timing and volume of purchases by our customers. We estimate that revenue from high-volume sales of CleanCap® for commercial phase vaccine programs represented approximately 25.4%, 21.0% and 67.9% of our total revenues for the years ended December 31, 2024, 2023 and 2022, respectively. The amount, timing and durability of future high-volume CleanCap® orders have become increasingly difficult to forecast because historical customers for such orders have been unable or unwilling to provide visibility into their anticipated future needs and plans to purchase CleanCap®. As a result, our quarterly and annual operating results may fluctuate significantly, which makes it difficult for us to predict our revenues and future operating results, and if high-volume orders for CleanCap® do not materialize in the future at similar or greater levels than they have in the past, our revenues and cash flows will significantly decrease which, in turn, could have a material adverse impact on our future operating results and financial condition.

Fluctuations in our operating results may be driven by a variety of factors, many of which are outside of our control, including, but not limited to:

- unused inventory of our products that our customers have on hand, which are not indication-specific, and our lack of insight as to the amount of unused inventory of our products that such customers have on hand;
- changes in the level of our customers' spending on and demand for our products and services, including as a result of, among other things, their own financial performance, changes in their available resources, timing of their commercial manufacturing initiatives, their decision to acquire in-house manufacturing capacity (rather than outsource), their spending priorities, including research and development budgets, and their budgetary policies and practices;
- our ability to increase penetration in our existing markets and expand into new markets;
- our customers accelerating, canceling, reducing or delaying orders as a result of developments related to their pre-clinical studies and clinical trials;
- the relative reliability and robustness of our products and services;
- changes in governmental regulations or the regulatory posture toward our business;
- the volume and mix of the products and services we sell;
- changes in the production or sales costs related to our products and services;
- the success of our newer products, such as our CleanCap® and mRNA products;
- the rate of introduction of other new products or product enhancements by us or others in our industry;
- the timing and amount of expenditures that we may incur to acquire, develop or commercialize additional products, services and technologies or for other purposes, such as the expansion of our facilities;
- changes in governmental and academic funding of life sciences research and developments or changes that impact budgets, budget cycles or seasonal spending patterns of our customers;
- future accounting pronouncements or changes in our accounting policies;
- difficulties encountered by our commercial carriers in delivering our products, whether as a result of external factors such as weather or negative macroeconomic conditions or internal issues such as labor disputes;
- the timing and magnitude of any adjustments to the Tax Receivable Agreement liability;
- changes in the assessment of the realizability of our deferred tax assets;
- general market conditions and other factors outside of our control, such as natural disasters, geopolitical unrest, war, terrorism, public health issues or other catastrophic events; and
- the other factors described in this "Risk Factors" section.

The impact of any one of the factors discussed above, or the cumulative effects of a combination of such factors, could result in significant fluctuations and unpredictability in our quarterly and annual operating results. As a result, comparisons of our operating results on a period-to-period basis may not be meaningful. Investors should not rely on our past results as an indication of our future performance.

As a result of variability and unpredictability, we may also fail to meet the expectations of industry or financial analysts or investors for any period. If our revenue or operating results fall short of the expectations of analysts or investors or any guidance we may provide, or if the guidance we provide falls short of the expectations of analysts or investors, the price of our



Class A common stock could decline substantially. Such a stock price decline could occur even when we have met or exceeded any previously publicly stated guidance we may have provided.

***The extent and duration of our revenue associated with high-volume sales of CleanCap® for commercial phase vaccine programs are uncertain and are dependent, in important respects, on factors outside our control.***

Certain of our products, including our proprietary CleanCap® analogs, are used by our customers in the production of commercial phase vaccines, notably COVID-19 vaccines. During each of the years ended December 31, 2022, 2021 and 2020, our results of operations and cash flows were significantly and positively impacted by high-volume sales of our proprietary CleanCap® analogs and highly modified RNA products, particularly mRNA, for commercial vaccines. However, as a result of the general decrease in market demand for COVID-19 related products and services, including the supply and manufacture of COVID-19 vaccines, and in particular, following the end of U.S. federal public health emergency declaration and World Health Organization declaration of the end of the pandemic in early May 2022, we experienced substantial declines in high-volume orders for CleanCap®. For the years ended December 31, 2024, 2023 and 2022, we estimate that revenue from high-volume sales of CleanCap® for commercial phase vaccine programs and related services represented approximately 25.4%, 21.0% and 67.9%, respectively, of our total revenues. We expect to experience further declines in high-volume sales of CleanCap® for the aforementioned reasons, as well as a result of unused inventory of our products that our customers have on hand, which are not indication-specific. We are currently unable to fully estimate the impact of this unused inventory on our future revenues, nor are we able to predict when or if our customers will resume purchasing CleanCap® analogs for commercial phase vaccine production, if at all. Our longer-term revenue prospects for high-volume CleanCap® orders are highly uncertain but are expected to remain substantially lower than pandemic highs. Additionally, the ongoing manufacture and supply of COVID-19 vaccines (including bivalent booster doses) by our customers is uncertain and subject to various political, social, economic, and regulatory factors that are outside of our control, including the emergence, duration and intensity of new virus variants; regional resurgences of the virus globally; the availability and administration of pediatric and booster vaccinations, vaccine supply constraints, vaccine hesitancy and the effectiveness of vaccines against new virus strains; competition faced by our customers from other COVID-19 vaccine manufacturers and the development and availability of antiviral therapeutic alternatives; political and social debate relating to the need for, efficacy of, or side effects related to one or more specific COVID-19 vaccines; the politicization of vaccinations and increase in vaccine skepticism; and the U.S. economy and global economy. As the supply and manufacture of COVID-19 vaccines by our customers slows, or becomes no longer necessary, including if COVID-19 vaccines by our customers' competitors are determined or perceived to be more effective, we expect that demand for high-volume sales of CleanCap® will continue to significantly decrease, which would have a material adverse effect on our revenue, results of operations and financial condition.

***Shifts in the trade, economic and other policies and priorities of the U.S. federal government could negatively impact, directly or indirectly, our and our customers' current and future business operations and our financial condition, revenue and earnings.***

Our reagents are sold primarily to biopharmaceutical and academic organizations developing novel vaccines and therapies and performing basic research. Research and development spending by our customers and the availability of government research funding can fluctuate due to changes in available resources, institutional and governmental budgetary policies, mergers of pharmaceutical and biotechnology companies, spending priorities, and general economic conditions. Our biologics safety testing customers are biopharmaceutical companies, contract research organizations ("CROs"), contract development and manufacturing organizations ("CDMOs") and life science companies, which largely serve the biopharmaceutical industry. Our nucleic acid production customers are largely vaccine and therapeutic drug makers or diagnostics manufacturers, which rely in part on government healthcare-related policies and funding. As a result, changes in government funding for certain research, decreases in or the imposition of limits on government spending more generally (including if the Office of Management and Budget reenacts its call for a freeze on payments for federal grants), skepticism of or hostility to mRNA as a modality, or reductions in overall healthcare spending could negatively impact us or our customers and, correspondingly, our sales to them, which would negatively affect our business, operations and financial condition.

Additionally, demand for our products and services could be adversely impacted if changes in U.S. federal budgetary policy or actual and potential shifts in U.S. and foreign trade policy, including the imposition (or threatened imposition) of tariffs, trade restrictions or potential retaliatory actions, cause customers to reduce their operating budgets, adversely impact our customers' ability to commit funds to purchase our products, or otherwise cause customers to delay, cancel, decrease or forego purchases of our products and services. Further, since the majority of our customers' contracts can be terminated, delayed or reduced in scope upon short notice or no notice, this may require us to carry excess inventory to manage through unevenness in order activity and lead to unanticipated fluctuations in our quarterly revenue and earnings. If we are not able to forecast and adequately manage through changes in our customers' order requirements, our productivity, profitability, results of operations, cash flows and financial position could be negatively impacted. A significant reduction or delay in governmental funding as a result of changes to U.S. federal budgetary policy, or the perception that a shift in budgetary policy may occur, could cause a

decline in demand for our products and services and adversely affect our performance and result in declines in our revenue and earnings.

***Our ability to develop and market our products and services and our overall performance depends on our ability to attract, retain and motivate a highly skilled workforce.***

Our future success depends largely upon the continued service of our management and scientific staff and our ability to attract, retain and motivate highly skilled technical, scientific, management and marketing personnel, who deliver high-quality and timely services to our customers and keep pace with cutting-edge technologies and developments in biologics. We face significant competition in the hiring and retention of such personnel from other companies, other providers of outsourced biologics services, research and academic institutions, government and other organizations who have superior funding and resources and who may use these resources to pursue personnel more aggressively than we are. Additionally, certain highly skilled personnel that we seek to employ may be subject to non-competition or other restrictive covenants restricting their ability to work for us or within certain aspects of our business for a period of time. Although some jurisdictions (including the State of California) prohibit non-competition agreements as a matter of law, and the U.S. Federal Trade Commission has issued a notice of proposed rulemaking that would prohibit employers in the U.S. from using non-compete agreements, if we hire certain employees from competitors or other companies, those former employers may attempt to assert that these employees and/or we have breached certain legal obligations, resulting in a diversion of our time and resources.

We have, from time to time, experienced, and we expect to continue to experience, difficulty in hiring and retaining employees with appropriate qualifications. In recent years, recruiting, hiring and retaining employees with expertise in our industry and in the geographies where we operate has become increasingly difficult as the demand for skilled professionals has increased. The loss of key personnel or our inability to hire and retain skilled personnel could materially adversely affect the development of our products and services and our business, financial condition, results of operations, cash flows and prospects.

***Certain of our products are used by customers in the production of vaccines and therapies, some of which represent relatively new and still-developing modes of treatment. Unforeseen adverse events, negative clinical outcomes, or increased regulatory scrutiny of these and their financial cost may damage public perception of the safety, utility, or efficacy of these vaccines and therapies or other modes of treatment and may harm our customers' ability to conduct their business. Such events may negatively impact our revenue and have an adverse effect on our performance.***

Gene therapy and nucleic acid vaccines remain relatively new and are under active development, with only a few gene therapies and nucleic acid vaccines, including those for COVID-19, approved to date by regulatory authorities. Public perception may be influenced by claims that gene therapy or nucleic acid vaccines are unsafe or ineffective, and gene therapy may not gain the acceptance of the public or the medical community. Following the release of nucleic acid COVID-19 vaccines, including those that incorporate our CleanCap® products, segments of the population have criticized their safety and efficacy impacting vaccine demand. In addition, ethical, social, legal and financial concerns about gene therapy and nucleic acid vaccines, including COVID-19 vaccines, and more recent vaccine skepticism trends, notwithstanding medical evidence about their effectiveness, could result in additional regulations or limitations or even prohibitions on certain gene therapies or certain vaccine-related products. Our customers' use of our products and services in therapeutic and vaccine development programs for other (non-COVID-19-related) indications could be impacted by more restrictive regulations or negative public perception, which could negatively affect our business prospects, revenue and results of operation.

***We compete with life science, pharmaceutical and biotechnology companies who are substantially larger than we are and potentially capable of developing new approaches that could make our products, services and technology obsolete.***

The market for pharmaceutical, reagent, therapeutic and diagnostic products and services is intensely competitive, rapidly evolving, significantly affected by new product introductions and other market activities by industry participants and subject to rapid technological change. We also expect increased competition as additional companies enter our market and as more advanced technologies become available. We compete with other providers of outsourced biologics products and services. We also compete with the in-house discovery, development and commercial manufacturing functions of pharmaceutical and biotechnology companies. Many of our competitors are large, well-capitalized companies with significantly greater resources and market share than we have. As a consequence, these competitors are able to spend more aggressively on product and service development, marketing, sales and other initiatives than we can. Many of these competitors also have:

- broader name recognition;
- longer operating histories and the benefits derived from greater economies of scale;
- larger and more established distribution networks;

- additional product and service lines and the ability to bundle products and services to offer higher discounts or other incentives to gain a competitive advantage;
- more experience in conducting research and development, manufacturing and marketing;
- more experience in entering into collaborations or other strategic partnership arrangements; and
- more financial, manufacturing and human resources to support product development, sales and marketing and patent and other intellectual property litigation.

These factors, among others, may enable our competitors to market their products and services at lower prices or on terms more advantageous to customers than we can offer. Competition may result in price reductions, reduced gross margins and loss of market share, any of which could have a material adverse effect on our business, financial condition, results of operations, cash flows and prospects. Additionally, our current and future competitors, including certain of our customers, may at any time develop additional products and services that compete with our products and services and new approaches by these competitors may make our products, services, technologies and methodologies obsolete or noncompetitive. We may not be able to compete effectively against these organizations.

In addition, to develop and market our new products, services, technologies and methodologies successfully, we must accurately assess and meet customers' needs, make significant capital expenditures, optimize our development and manufacturing processes to predict and control costs, hire, train and retain the necessary personnel, increase customer awareness and acceptance of our services, provide high-quality services in a timely manner, price our products and services competitively and effectively integrate customer feedback into our business planning. If we fail to create demand for our new products, services or technologies, our future business could be harmed.

***If our products and services do not perform as expected or the reliability of the technology on which our products and services are based is questioned, we could experience lost revenue, delayed or reduced market acceptance of our products and services, increased costs and damage to our reputation.***

Our success depends on the market's confidence that we can provide reliable, high-quality life science reagents. We believe that customers in our target markets are likely to be particularly sensitive to product defects and errors. Our reputation and the public image of our products, services and technologies may be impaired if our products or services fail to perform as expected.

Although our products are tested prior to shipment, defects or errors could nonetheless occur. Our operating results depend on our ability to execute and, when necessary, improve our quality management strategy and systems and our ability to effectively train and maintain our employee base with respect to quality management. A failure of our quality control systems could result in problems with facility operations or preparation or provision of products. In each case, such problems could arise for a variety of reasons, including equipment malfunction, failure to follow specific protocols and procedures, problems with raw materials or environmental factors and damage to, or loss of, manufacturing operations. Such problems could affect production of a particular batch or series of batches of products, requiring the destruction of such products or a halt of facility production altogether. Furthermore, some of the products that we manufacture are subsequently incorporated into products that are sold by other life sciences companies and we have no control over the manufacture and production of those products.

In addition, in the event we, or our suppliers, fail to meet required quality standards and if our products experience, or are perceived to experience, a material defect or error, our products could be recalled or we may be unable to timely deliver products to our customers, which in turn could damage our reputation for quality and service. In the past, certain of our custom mRNA and CleanCap® reagent products have been sold with insufficient capping efficiency or with incorrect transcription instructions. Additionally, several lots of our host cell protein ("HCP") enzyme-linked immunosorbent assay ("ELISA") biologics safety testing kits have experienced a possible instability drift and decrease in accuracy. Although we have taken steps to improve our quality review, product documentation and reference testing procedures, we cannot guarantee that we will not experience quality assurance issues with our products in the future. Any such failure could, among other things, lead to increased costs, delayed or lost revenue, delayed market acceptance, damaged reputation, diversion of development resources, legal claims, reimbursement to customers for lost drug product, starting materials and active pharmaceutical ingredients, other customer claims, damage to and possibly termination of existing customer relationships, increased insurance costs, time and expense spent investigating the cause and, depending on the cause, similar losses with respect to other batches or products, any of which could harm our business, financial condition, results of operations, cash flows and prospects. Such defects or errors could also narrow the scope of the use of our products, which could hinder our success in the market.

Even after any underlying concerns or problems are resolved, any lingering concerns in our target markets regarding our technology or any manufacturing defects or performance errors in our products or services could continue to result in lost revenue, delayed market acceptance, damage to our reputation and claims against us.

In addition, we may be unable to maintain the quality, reliability, robustness and expected turnaround times of our products and services to continue to satisfy customer demand as we grow. To effectively manage our growth, we must continue to improve our operational, manufacturing and quality control systems and processes and other aspects of our business and continue to effectively expand, train and manage our personnel. The time and resources required to improve our existing systems and procedures, implement new systems and procedures and to adequately staff such existing and new systems and procedures is uncertain, and failure to complete this in a timely and efficient manner could adversely affect our operations and negatively impact our business and financial results. We may need to purchase additional equipment, some of which can take several months or more to procure, set up and validate, establish new production processes and increase our personnel levels to meet increased demand. There can be no assurance that any of these increases in scale, personnel expansion or equipment or process enhancements will be successfully implemented, or that we will have adequate space, including in our laboratory and production facilities, to accommodate such required expansion. Failure to manage this growth or transition could result in delays in turnaround times, higher product costs, declining product quality, deteriorating customer service and slower responses to competitive challenges. A failure in any one of these areas could make it difficult for us to meet market expectations for our products and services and could damage our reputation and our business, financial condition, results of operations, cash flows and prospects could be adversely affected.

***Our products are highly complex and are subject to quality control requirements.***

Whether a product is produced by us or purchased from outside suppliers, it is subject to quality control procedures, including the verification of stability and performance and, for certain products, additional validation required by certain GMP that we voluntarily follow, European Conformity (“CE”) marking and ISO 9001:2015 compliance, prior to final packaging. Certain of our products are manufactured following the voluntary GMP quality standards of the International Council for Harmonisation’s GMP Guide, comparable GMP principles for the European Union and customer-specific requirements. We believe these products are exempt from compliance with the Food, Drug, and Cosmetic Act (“FDCA”) and the current GMP (“cGMP”) regulations of the Food and Drug Administration (“FDA”), as our products are further processed and incorporated into final drug products by our customers and we do not make claims related to their safety or effectiveness. In the event we, or our suppliers, produce products that fail to comply with required quality standards, we may incur delays in fulfilling orders, write-downs, damages resulting from product liability claims and harm to our reputation.

***If we are unable to manufacture in specific quantities, our operating results will be harmed.***

Our revenue and other operating results depend in large part on our ability to manufacture and ship our products in sufficient quantities. Any interruptions we experience in the manufacturing or shipping of our products could delay our ability to recognize revenue in a particular quarter. Manufacturing problems can and do arise, and as demand for our products increases, any such problems could have an increasingly significant impact on our operating results. While we have not generally experienced problems with, or delays in, our production capabilities that resulted in delays in our ability to ship finished products, there can be no assurance that we will not encounter such problems in the future. We may not be able to quickly ship products and recognize anticipated revenue for a given period if we experience significant delays in the manufacturing process. In addition, we must maintain sufficient production capacity in order to meet anticipated customer demand, and we may be unable to offset the associated fixed costs if orders slow, which would adversely affect our operating margins. If we are unable to manufacture and ship our products consistently, in sufficient quantities and on a timely basis, our revenue, cash flow, gross margins and our other results of operations will be materially and adversely affected.

***Natural disasters, geopolitical unrest, war, terrorism, public health issues or other catastrophic events could disrupt the supply, delivery or demand of products and services, as well as our sites, which could negatively affect our operations and performance.***

We are subject to the risk of disruption by earthquakes, hurricanes, floods and other natural disasters, fire, power shortages, geopolitical unrest, war (including any escalation of the ongoing military conflicts in Ukraine or the Middle East), terrorist attacks and other hostile acts, public health issues, epidemics or pandemics and other events beyond our control and the control of the third parties on which we depend. Any of these catastrophic events, whether in the United States or abroad, may have a significant negative impact on the global economy, our employees, facilities, partners, suppliers, distributors or customers, and could decrease demand for our products and services, create delays and inefficiencies in our supply chain and make it difficult or impossible for us to deliver products and services to our customers.

We rely upon our internal manufacturing, packaging and distribution operations to produce many of the products we sell and our warehouse facilities to store products pending sale. Any significant disruption of those operations for any reason, such as labor disputes or social unrest, power interruptions, fire, hurricanes, a public health crisis (such as a pandemic), earthquakes or other events beyond our control, could adversely affect our sales and customer relationships and therefore adversely affect our



business and results of operations. We have significant operations in California, near major earthquake faults, which make us susceptible to earthquake risk.

In addition, a catastrophic event that results in damage to specific equipment that would be difficult to replace, the destruction or disruption of our research and production facilities or our critical business or information technology systems would severely affect our ability to conduct normal business operations and, as a result, our operating results would be adversely affected.

***Strategic transactions or acquisitions may require us to seek additional financing, which we may not be able to secure on favorable terms, if at all.***

We plan to continue a strategy of growth and development for our business. To this end, we actively evaluate various strategic transactions on an ongoing basis, including licensing or acquiring complementary products, technologies or businesses that would complement our existing portfolio of products and services. In order to complete such strategic transactions, we may need to seek additional financing to fund these investments and acquisitions. Should we need to do so, we may not be able to secure such financing, or obtain such financing on favorable terms, for reasons including rising interest rates and continued volatility and uncertainty in the U.S. and global capital and credit markets. Our credit agreement also contains a number of restrictive covenants that impose significant restrictions on our ability to make acquisitions or certain other investments, as well as to incur additional indebtedness to finance such acquisitions or other investments. In addition, future acquisitions may require the issuance or sale of additional equity, or equity-linked securities, which may result in additional dilution to our shareholders.

***Our commercial success depends on the market acceptance of our life science reagents. Our reagents may not achieve or maintain significant commercial market acceptance.***

Our commercial success is dependent upon our ability to continue to successfully market and sell our life science reagents. Our ability to achieve and maintain commercial market acceptance of our products and services and provide customers access to our life science reagents will depend on a number of factors, including:

- our ability to increase awareness of the capabilities of our technology and solutions;
- our customers' willingness to adopt new products, services and technologies;
- whether our products and services reliably provide advantages over legacy and other alternative technologies and are perceived by customers to be cost effective;
- our ability to execute on our strategy to scale-up our CleanCap® technology to meet increasing demand and provide channels to access our CleanCap® technology and life science reagents;
- the rate of adoption of our products and services by biopharmaceutical companies, academic institutions and others;
- the relative reliability and robustness of our products and services as a whole and the components of our life science offerings, including, for example, CleanCap® and our assays for detecting host cell proteins;
- our ability to develop new tools and solutions for customers;
- whether competitors develop and commercialize products and services that provide comparable features and benefits at scale;
- the impact of our investments in product innovation and commercial growth;
- negative publicity regarding our or our competitors' products resulting from defects or errors; and
- our ability to further validate our technology through research and accompanying publications.

We cannot assure you that we will be successful in addressing these criteria or other criteria that might affect the market acceptance of our products and services. If we are unsuccessful in achieving and maintaining market acceptance of our products and services, our business, financial condition, results of operations, cash flows and prospects could be adversely affected.

***The market may not be receptive to our new products and services upon their introduction.***

We expect a portion of our future revenue growth to come from introducing new products, including discovery mRNA offerings and IVT enzyme offerings. The commercial success of all of our products and services will depend upon their acceptance by the life science and biopharmaceutical industries. Some of the products and services that we are developing are based upon new technologies or approaches. As a result, there can be no assurance that these new products and services, even if successfully developed and introduced, will be accepted by customers. If customers do not adopt our new products, services

and technologies, our results of operations may suffer and, as a result, the market price of our Class A common stock may decline.

***It may be difficult for us to implement our strategies for revenue growth in light of competitive challenges.***

We face significant competition across many of our product lines. In addition, consolidation trends in the pharmaceutical, biotechnology and diagnostics industries have served to create fewer customer accounts and to concentrate purchasing decisions for some customers, resulting in increased pricing pressure on us. Moreover, customers may believe that larger companies are better able to compete as sole source vendors, and therefore prefer to purchase from such businesses. Failure to anticipate and respond to competitors' actions may impact our future revenue and profitability.

***Our estimates of market opportunity and forecasts of market growth may prove to be inaccurate, and even if the market in which we compete achieves the forecasted growth, our business could fail to grow at similar rates, if at all.***

Addressable market estimates and growth forecasts are subject to significant uncertainty and are based on assumptions and estimates that may not prove to be accurate. These estimates and forecasts are based on a number of complex assumptions and third-party estimates and other business data, including assumptions and estimates relating to our ability to generate revenue from existing products and services and the development of new products and services. Our estimates and forecasts relating to the size and expected growth of our markets may prove to be inaccurate. Even if the markets in which we compete meet our size estimates and growth forecasts, our business could fail to grow at the rate we anticipate, if at all.

***If we are unable to successfully implement our strategic plan on a timely basis or at all, our business and future result of operations may be adversely impacted.***

Our strategic plan was developed based upon market and technology trends that we currently believe present revenue growth opportunities, and in turn, long-term shareholder value creation. Our strategic plan includes a series of strategic priorities and cost realignment initiatives designed to drive growth and improve operational efficiency. Our ability to achieve our strategic initiatives is subject to a number of risks, including those discussed herein under the heading "*Risks Related to Our Business and Strategy*," as well as challenges we face with executing multiple initiatives simultaneously. For example, our commercial initiatives may not succeed, or we may lose market share due to challenges in choosing the right products to develop or the right customers to target for these products, or integrating products of acquired companies into our sales and marketing strategy. We cannot assure you that we will overcome the risks associated with our strategic initiatives. If we fail to manage or overcome those risks, we may not realize the intended benefits of our strategic plan and may incur additional expenses without related revenue growth. Our business, financial position and results of operations will be adversely affected if we fail to successfully implement our strategic initiatives or if we invest resources in a growth strategy that ultimately proves to be unsuccessful.

***Product liability lawsuits against us could cause us to incur substantial liabilities, limit sales of our existing products and limit commercialization of any products that we may develop.***

Our business exposes us to the risk of product liability claims that are inherent in the development, production, distribution, and sale of biotechnology products. We face an inherent risk of product liability exposure related to the use of certain of our products in our customers' human clinical trials and product liability lawsuits may allege that our products or services identified inaccurate or incomplete information or otherwise failed to perform as designed. We may also be subject to liability for errors in, a misunderstanding of or inappropriate reliance upon, the information we provide in the ordinary course of our business activities. If any of our products harm people due to our negligence, willful misconduct, unlawful activities or material breach, or if we cannot successfully defend ourselves against claims that our products caused injuries, we could incur substantial liabilities. Regardless of merit or eventual outcome, liability claims may result in the following, any of which could impact our business, financial condition, results of operations, cash flows and prospects:

- decreased demand for our products and any products that we may develop;
- injury to our reputation;
- costs to defend the related litigation;
- loss of revenue; and
- the inability to commercialize products that we may develop.

We maintain product liability insurance, but this insurance is subject to deductibles, limits and exclusions and may not fully protect us from the financial impact of defending against product liability claims or the potential loss of revenue that may result. Any product liability claim brought against us, with or without merit, could increase our insurance rates or prevent us from securing insurance coverage in the future.

***We may be unable to efficiently manage growth opportunities as a larger and more geographically diverse organization.***

Our strategic acquisitions, the continued expansion of our commercial sales operations and our organic growth opportunities have increased the scope and complexity of our business. As a result, we will face challenges inherent in efficiently managing a more complex business with an increased number of employees over large geographic distances, including the need to implement appropriate systems, policies, benefits and compliance programs. Our inability to manage successfully a geographically more diverse and substantially larger organization could materially adversely affect our operating results.

***Opportunistic acquisitions may pose risks and challenges that could adversely affect our business, and we may not achieve the anticipated benefits of acquisitions of businesses or technologies.***

We have made in the past, and may make in the future, selected opportunistic acquisitions of complementary businesses, products, services or technologies. In January 2023, we completed the acquisition of Alphazyme, LLC, an original equipment manufacturer provider of custom molecular biology enzymes, servicing customers in the genetic analysis and nucleic acid synthesis markets to complement our nucleic acid production business, in January 2025, we acquired the intellectual property and related assets of Molecular Assemblies, Inc., developers of enzymatic DNA synthesis technology to complement our nucleic acid production business, and in February 2025, we completed the acquisition of Officinae Bio, S.R.L., a technology company with a proprietary digital platform designed with AI and machine learning capabilities to support the biological design of therapeutics to complement our nucleic acid production business. However, we may be unable to continue to identify or complete promising acquisitions for many reasons, including competition among buyers, the high valuations of businesses in our industry, the need for regulatory and other approvals and the availability of capital, particularly during a period of disruption and volatility within the global capital and credit markets.

Any acquisition involves numerous risks, uncertainties and operational, financial, and managerial challenges, including the following, any of which could adversely affect our business, financial condition, results of operations, cash flows and prospects:

- difficulties in integrating new operations, systems, technologies, products, services and personnel of acquired businesses effectively and in a timely manner;
- difficulties in implementing and maintaining controls, procedures and policies with respect to our financial accounting systems, including disclosure controls and procedures and internal control over financial reporting, at acquired businesses that, prior to the acquisition, had lacked such controls, procedures and policies;
- lack of synergies or the inability to realize expected synergies and cost-savings, including enhanced revenue, technology, human resources, cost savings, operating efficiencies and other synergies;
- difficulties in obtaining and verifying the financial statements and other business information of acquired businesses;
- difficulties in managing geographically dispersed operations, including risks associated with entering new or foreign markets in which we have no or limited prior experience;
- underperformance of any acquired technology, product, or business relative to our expectations and the price we paid;
- negative near-term impacts on financial results after an acquisition, including acquisition-related earnings charges;
- the potential loss of key employees, customers, contractual relationships, and strategic partners of acquired companies;
- declining employee morale and retention issues affecting employees of businesses that we acquire, which may result from changes in compensation, or changes in management, reporting relationships, future prospects or the direction of the acquired business;
- claims by terminated employees and shareholders of acquired companies or other third parties related to the transaction;
- the assumption or incurrence of historical liabilities, obligations and expenses of the acquired business, including unforeseen and contingent or similar liabilities that are difficult to identify or accurately quantify, or other litigation-related liabilities and regulatory actions;
- the assumption or incurrence of additional debt obligations or expenses, or use of substantial portions of our cash;
- the issuance of equity or equity-linked securities to finance or as consideration for any acquisitions that dilute the ownership of our shareholders;
- the issuance of equity securities to finance or as consideration for any acquisitions may not be an option if the price of our Class A common stock is low or volatile which could preclude us from completing any such acquisitions;

- the assumption of certain collaboration, strategic alliance and licensing arrangement may require us to relinquish valuable rights to our technologies or products, or grant licenses on terms that are not favorable to us;
- disruption of our ongoing operations, diversion of management's attention and company resources from existing operations of the business, and the dedication of significant efforts and expense across all operational areas, including sales and marketing, research and development, manufacturing, finance, legal and information technologies;
- the impairment of intangible assets as a result of technological advancements, or worse-than-expected performance of acquired companies;
- the need to later divest acquired assets at a loss if an acquisition does not meet our expectations;
- risks associated with acquiring intellectual property, including potential disputes regarding acquired companies' intellectual property; and
- difficulties relating to operating with increased leverage and incurring additional interest expense as a result of financing acquisitions with additional indebtedness, which could make us more vulnerable to downturns.

There can be no assurance we will identify promising acquisition opportunities. Even if we do, there can be no assurance that any of the acquisitions we have made, or that we may make, will be successful or will be, or will remain, profitable. Our failure to successfully address the foregoing risks may prevent us from achieving the anticipated benefits from any past or future acquisition in a reasonable time frame, or at all.

***Our ability to use net operating loss and tax credit carryforwards and certain built-in losses to reduce future tax payments is limited by provisions of the Internal Revenue Code, and it is possible that changes in laws or certain transactions or a combination of certain transactions may result in material additional limitations on our ability to use our net operating loss and tax credit carryforwards.***

Sections 382 and 383 of the Internal Revenue Code of 1986, as amended, contain rules that limit the ability of a company that undergoes an ownership change, which is generally any change in ownership of more than 50% of its stock over a three-year period, to utilize its net operating loss and tax credit carryforwards and certain built-in losses recognized in years after the ownership change. These rules generally operate by focusing on ownership changes involving stockholders owning directly or indirectly 5% or more of the stock of a company and any change in ownership arising from a new issuance of stock by the company. Generally, if an ownership change occurs, the yearly taxable income limitation on the use of net operating loss and tax credit carryforwards and certain built-in losses is equal to the product of the applicable long-term, tax-exempt rate and the value of the company's stock immediately before the ownership change. As a result, following any such ownership change, we might be unable to offset our taxable income with losses, or our tax liability with credits, before such losses and credits expire, in which event we could incur larger federal and state income tax liabilities than we would have had we not experienced an ownership change. In addition, under the 2017 Tax Cuts and Jobs Act ("TCJA"), tax losses generated in taxable years beginning after December 31, 2017, may be utilized to offset no more than 80% of taxable income annually. On March 27, 2020, the Coronavirus Aid Relief, and Economic Security Act ("CARES Act") was signed into law and changed certain provisions of the TCJA. Under the CARES Act, NOLs arising in taxable years beginning after December 31, 2017 and before January 1, 2021 may be carried back to each of the five taxable years preceding the tax year of such loss, but NOLs arising in taxable years beginning after December 31, 2020 may not be carried back. In addition, the CARES Act eliminates the limitation on the deduction of NOLs to 80% of current year taxable income for taxable years beginning before January 1, 2021, but the 80% limitation applies to tax years beginning after December 31, 2020. As such, we may not be able to realize a tax benefit from the use of our NOLs.

***We may be required to record a significant charge to earnings if our goodwill and other amortizable intangible assets, or other investments become impaired in the future.***

We are required under U.S. generally accepted accounting principles ("GAAP") to test goodwill for impairment at least annually and to review our goodwill, amortizable intangible assets and other assets acquired through merger and acquisition activity for impairment when events or changes in circumstance indicate the carrying value may not be recoverable. In assessing fair value, we make estimates and assumptions about sales, operating margins, growth rates, and discount rates based on our business plans, economic projections, anticipated future cash flows and marketplace data. There are inherent uncertainties related to these factors and management's judgment in applying these factors. Factors that could lead to impairment of goodwill, amortizable intangible assets and other assets acquired via acquisitions include significant adverse changes in the business climate and actual or projected operating results (affecting our company as a whole or affecting any particular segment) and declines in the financial condition of our business. For example, in connection with preparing our financial statements for the quarter ended September 30, 2024 and December 31, 2024, we identified certain indicators of



impairment and recorded a goodwill impairment of 154.2 million related to the TriLink reporting unit and of 11.9 million related to the Alphazyme reporting unit, respectively, both within our nucleic acid production segment.

We continue to foresee challenges in the market and economy that could adversely impact our operations and to the extent that forward-looking sales and operating assumptions are not achieved and are subsequently reduced, additional impairment charges may result. Changes in the numerous variables associated with the judgments, assumptions and estimates we make, in assessing the appropriate valuation of our goodwill and other intangible assets of our reporting units, could in the future require us to record additional charges to earnings if our goodwill, amortizable intangible assets or other investments become impaired. Any such charge would adversely impact our consolidated financial results, and may cause a decline in our stock price.

***Changes in accounting principles and guidance could result in unfavorable accounting charges or effects.***

We prepare our consolidated financial statements in accordance with GAAP. These principles are subject to interpretation by the SEC and various bodies formed to create and interpret appropriate accounting principles and guidance. A change in these principles or guidance, or in their interpretations, may have a material effect on our reported results, as well as our processes and related controls, and may retroactively affect previously reported results.

***Our revenue recognition and other factors may impact our financial results in any given period and make them difficult to predict.***

We recognize revenue when our performance obligations have been satisfied in an amount that reflects the consideration that we expect to receive in exchange for those performance obligations. Our revenue includes revenue from the sale of manufactured products, including products that can be purchased out of a catalog and custom manufactured products, and services, including custom antibody and assay development contracts, antibody affinity extraction and stability and feasibility studies, as well as certain licensing and royalty arrangements. The majority of our contracts include only one performance obligation, namely the delivery of products, both custom and catalog, and services. We also recognize revenue from other contracts that may include a combination of products and services, the provision of solely services, or from license fee arrangements which may be associated with the delivery of product. Our application of the revenue recognition accounting guidance with respect to the nature of future contractual arrangements could impact the forecasting of our revenue for future periods, as both the mix of products and services we will sell in a given period, as well as the size of contracts, is difficult to predict.

Furthermore, the presentation of our financial results requires us to make estimates and assumptions that may affect revenue recognition. In some instances, we could reasonably use different estimates and assumptions, and changes in estimates may occur from period to period.

Given the foregoing factors, comparing our revenue and operating results on a period-to-period basis may not be meaningful, and our past results may not be indicative of our future performance.

***Fluctuations in our effective tax rate may adversely affect our results of operations and cash flows.***

We are subject to a variety of tax liabilities, including federal, state, foreign and other taxes such as income, sales/use, payroll, withholding, and *ad valorem* taxes. Changes in tax laws or their interpretations could decrease our net income, the value of any tax loss carryforwards, the value of tax credits recorded on our balance sheet and our cash flows, and accordingly could have a material adverse effect on our business, financial condition, results of operations, cash flows and prospects. In addition, our tax liabilities are subject to periodic audits by the relevant taxing authority, which could increase our tax liabilities.

***Our business is subject to a number of environmental risks.***

Our manufacturing business involves the controlled use of hazardous materials and chemicals and is therefore subject to numerous environmental and safety laws and regulations and to periodic inspections for possible violations of these laws and regulations. The costs of compliance with environmental and safety laws and regulations are significant. Any violations, even if inadvertent or accidental, of current or future environmental and safety laws or regulations and the cost of compliance with any resulting order or fine could adversely affect our operations.

## Risks Related to Our Reliance on Third Parties

***We depend on a limited number of customers for a high percentage of our revenue. If we cannot maintain our current relationships with customers, fail to sustain recurring sources of revenue with our existing customers, or if we fail to enter into new relationships, our future operating results will be adversely affected.***

Revenue from our largest customers were 20.8%, 19.3% and 61.2% of total revenue for the years ended December 31, 2024, 2023 and 2022, respectively. The revenue attributable to our top customers has fluctuated in the past and may fluctuate in the future, which could have a material adverse effect on our business, financial condition, results of operations, cash flows and prospects. In addition, the termination of these relationships, including following any failure to renew a long-term contract, could result in a temporary or permanent loss of revenue. See also “—*The extent and duration of our revenue associated with high-volume sales of CleanCap® for commercial phase vaccine programs is uncertain and are dependent, in important respects, on factors outside our control.*”

Our future success depends on our ability to maintain these relationships, to increase our penetration among these existing customers and to establish new relationships. We engage in conversations with other companies and institutions regarding potential commercial opportunities on an ongoing basis, which can be time consuming. There is no assurance that any of these conversations will result in a commercial agreement, or if an agreement is reached, that the resulting relationship will be successful. Speculation in the industry about our existing or potential commercial relationships can be a catalyst for adverse speculation about us, our products, our services and our technology, which can adversely affect our reputation and our business. In addition, if our customers order our products or services, but fail to pay on time or at all, our liquidity, financial condition, results of operations, cash flows and prospects could be materially and adversely affected.

We cannot assure investors that we will be able to further penetrate our existing markets or that our products or services will gain adequate market acceptance. Any failure to increase penetration in our existing markets would adversely affect our ability to improve our operating results.

***We rely on distribution arrangements to market and sell our products and services, including in certain international markets, and our failure to maintain and successfully manage these arrangements or to renew or identify and implement additional arrangements on favorable terms, if at all, may impair our ability to effectively distribute and market our products and adversely impact our revenues and future results of operations.***

We rely on certain distributors in order to market and sell our products and services in in certain international markets, particularly our biologics safety testing products and services in China. Our distributor in China accounted for 4.6% of our total revenues in the year ended December 31, 2024. If we are unable to maintain this distributor or enter into a similar arrangement with another distributor, or our current or future distributors do not perform adequately, our revenues and results of operations would likely be adversely impacted, at least temporarily. Additionally, changes in the inventory levels of our products owned and held by our distributors can result in significant variability in our revenues. Furthermore, our revenues from such distributors could be negatively impacted by macroeconomic conditions specific to the geographic markets in which our products and services are marketed and sold, geopolitical risks and other risks described below under “*We are subject to financial, operating, legal and compliance risks associated with global operations.*”

We may pursue additional arrangements regarding the sales and marketing and distribution of one or more of our products and services, including if we intend to grow our business internationally in certain geographic markets, and the success of our strategic initiatives and our future revenue growth may depend, in part, on our ability to enter into and maintain arrangements with other companies having sales, marketing and distribution capabilities and the ability of such companies to successfully market and sell any such products and services. Any failure to enter into such arrangements and marketing alliances on favorable terms, if at all, could delay or impair our ability to distribute or market our products and services and could increase our costs of distribution and marketing.

Our use of distribution arrangements and marketing alliances to commercialize our products and services subject us to a number of risks, including the following:

- we may be required to relinquish important rights to our products;
- we may not be able to control the amount and timing of resources that our distributors or collaborators may devote to the distribution or marketing of our products;
- our distributors or collaborators may experience financial difficulties; and
- business combinations or significant changes in a collaborator’s business strategy may adversely affect a collaborator’s willingness or ability to complete its obligations under any arrangement.

***We rely on a limited number of suppliers or, in some cases, sole suppliers, for some of our raw materials and may not be able to find replacements or immediately transition to alternative suppliers.***

Certain of our raw materials are sourced from a limited number of suppliers and some materials, including a proprietary DNA reagent, certain packaging materials, specific cell lines for Cygnus Technologies' operations and certain raw materials used in our nucleic acid production products, as well as those raw materials sold under the Glen Research brand, are sole sourced. Delays or difficulties in securing these raw materials or other laboratory materials could result in an interruption in our production operations if we cannot obtain an acceptable substitute. In recent years, global supply chains have faced challenges, including material availability, global logistics delays and constraints arising from, among other things, the transportation capacity of ocean shipping containers. More recently, geopolitical instability and U.S. foreign trade policy, including the imposition or threatened imposition of tariffs or other trade restrictions, could increase macroeconomic uncertainty at a global level and lead to supply chain constraints and delays. Any interruption of our supply chain could significantly affect our business, financial condition, results of operations, cash flows and prospects. While we may identify other suppliers, raw materials furnished by such replacement suppliers may require us to alter our production operations or perform extensive validations, which may be time consuming and expensive. There can be no assurance that we will be able to secure alternative materials and revalidate them without experiencing interruptions in our workflow. If we should encounter delays or difficulties in obtaining raw materials, our business, financial condition, results of operations, cash flows and prospects could be adversely affected.

***We depend on a stable and adequate supply of quality raw materials from our suppliers, and price increases or interruptions of such supply could have an adverse impact on our business, financial condition, results of operations, cash flows and prospects.***

Our operations depend upon our ability to obtain raw materials at reasonable prices. Cost and wage inflation, supply disruptions and logistics capacity constraints have increased in the past, or may increase in the future, our costs to manufacture and distribute our products and services. If we are unable to obtain the materials we need at a reasonable price due to inflationary pressures or other factors, we may not be able to produce certain of our products at marketable prices or at all, which could have a material adverse effect on our results of operations.

Although we believe that we have stable relationships with our existing suppliers, we cannot assure you that we will be able to secure a stable supply of raw materials going forward. Our suppliers may not be able to keep up with our pace of growth or may reduce or cease their supply of raw materials to us at any time. In addition, we cannot assure you that our suppliers have obtained and will be able to obtain or maintain all licenses, permits and approvals necessary for their operations or comply with all applicable laws and regulations, and failure to do so by them may lead to interruption in their business operations, which in turn may result in shortages of raw materials supplied to us. Some of our suppliers are based overseas and therefore may need to maintain export or import licenses. If the supply of raw materials is interrupted, due to ongoing supply chain disruptions or other factors, our business, financial condition, results of operations, cash flows and prospects may be adversely affected.

***Because we rely heavily on third-party package-delivery services, a significant disruption in these services, damages or losses sustained during shipping or significant increases in shipping costs could adversely affect our business, financial condition, results of operations, cash flows and prospects.***

We ship a significant portion of our products to our customers through independent package delivery companies, such as World Courier, FedEx, UPS and DHL. If one or more of these third-party package-delivery providers were to experience a major work stoppage, preventing our products from being delivered in a timely fashion or causing us to incur additional shipping costs we could not pass on to our customers, our costs could increase and our relationships with certain of our customers could be adversely affected. In addition, if one or more of these third-party package-delivery providers were to increase prices, and we were not able to find comparable alternatives or make adjustments in our delivery network, our profitability could be adversely affected. Furthermore, if one or more of these third-party package-delivery providers were to experience performance problems or other difficulties, it could negatively impact our operating results and our customers' experience. In the past, some of our products have sustained serious damage in transit such that they were no longer usable. Although we have taken steps to improve our packaging and shipping containers, there is no guarantee our products will not become damaged or lost in transit in the future. If our products are damaged or lost in transit, it may result in a substantial delay in the fulfillment of our customer's order and, depending on the type and extent of the damage, it may result in a substantial financial loss. If our products are not delivered in a timely fashion or are damaged or lost during the delivery process, our customers could become dissatisfied and cease using our products or our services, which would adversely affect our business, financial condition, results of operations, cash flows and prospects.

## Risks Related to Laws and Regulations

***Our products could become subject to more onerous regulation by the FDA or other regulatory agencies in the future, which could increase our costs and delay or prevent commercialization of our products, thereby materially and adversely affecting our business, financial condition, results of operations, cash flows and prospects.***

We make certain of our products available to customers as research-use-only (“RUO”) products. RUO products are regulated by the FDA as medical devices, and include *in vitro* diagnostic products in the laboratory research phase of development that are being shipped or delivered for an investigation that is not subject to the FDA’s investigational device exemption requirements. Although medical devices are subject to stringent FDA oversight, products that are intended for RUO and are labeled as RUO are exempt from compliance with most FDA requirements, including premarket clearance or approval, manufacturing requirements, and others. A product labeled RUO but which is actually intended for clinical diagnostic use may be viewed by the FDA as adulterated and misbranded under the FDCA, and subject to FDA enforcement action. The FDA has indicated that when determining the intended use of a product labeled RUO, the FDA will consider the totality of the circumstances surrounding distribution and use of the product, including how the product is marketed and to whom. The FDA could disagree with our assessment that our products are properly marketed as RUO, or could conclude that products labeled as RUO are actually intended for clinical diagnostic use, and could take enforcement action against us, including requiring us to stop distribution of our products until we are in compliance with applicable regulations, which would reduce our revenue, increase our costs and adversely affect our business, prospects, results of operations and financial condition. In the event that the FDA requires us to obtain marketing authorization of our RUO products in the future, there can be no assurance that the FDA will grant any clearance or approval requested by us in a timely manner, or at all.

Our raw material products are manufactured following the voluntary quality standards of ISO 9001:2015. Our GMP-grade raw material products follow ISO 9001:2015 standards, additional voluntary GMP quality standards and customer specific requirements. We believe these raw material products, including our GMP-grade raw material products, are exempt from compliance with the FDCA and the cGMP regulations of the FDA, as our products are further processed by our customers and we do not make claims related to their safety or effectiveness. We provide API products to customers for use in preclinical studies through and including clinical trials. Our API products are manufactured following the principles detailed in the International Council for Harmonisation (ICH) Q7, Good Manufacturing Practice Guide for Active Pharmaceutical Ingredients (Section 19, APIs For Use in Clinical Trials) in order to comply with the applicable requirements of the FDCA, and the comparable GMP principles for Europe; European Community, Part II, Basic Requirements for Active Substances Used as Starting Materials (Section 19, APIs For Use in Clinical Trials). Manufacture of APIs for use in clinical trials is regulated under § 501(a)(2)(B) of the FDCA, but is not subject to the current GMP regulations in 21 CFR § 211 by operation of 21 CFR § 210. Our API products are provided to customers under customer contracts that outline quality standards and product specifications. As products advance through the clinical phases, requirements become more stringent and we work with customers to define and agree on requirements and risks associated with their product.

The FDA could disagree with our assessment that our products are exempt from current GMP regulations. In addition, the FDA could conclude that the raw material and API products we provide to our customers are actually subject to the pharmaceutical or drug quality-related regulations for manufacturing, processing, packing or holding of drugs or finished pharmaceuticals, and could take enforcement action against us, including requiring us to stop distribution of our products until we are in compliance with applicable regulations, which would reduce our revenue, increase our costs and adversely affect our business, prospects, results of operations and financial condition. In the event that the FDA requires us to comply with FDA regulations, for our raw material and API products in the future, including the FDA’s current GMP regulations, there can be no assurance that the FDA will find our operations are in compliance in a timely manner, or at all.

***We are subject to stringent privacy laws, information security laws, regulations, policies and contractual obligations related to data privacy and security and changes in such laws, regulations, policies and contractual obligations could adversely affect our business, financial condition, results of operations, cash flows and prospects.***

We are subject to data privacy and protection laws and regulations that apply to the collection, transmission, storage and use of proprietary information and personally identifiable information (“PII”), which among other things, imposes certain requirements relating to the privacy, security and transmission of certain individually identifiable information.

Numerous other federal and state laws, including state security breach notification laws, state health information privacy laws and federal and state consumer protection laws, govern the collection, use, disclosure and security of personal information. These laws continue to change and evolve and are increasing in breadth and impact. Failure to comply with any of these laws and regulations could result in enforcement action against us, including fines, imprisonment of company officials and public censure, claims for damages by affected individuals, damage to our reputation and loss of goodwill, any of which could have a material adverse effect on our business, financial condition, results of operations, cash flows and prospects. Additionally, if we



are unable to properly protect the privacy and security of personal information, we could be found to have breached our contracts.

Many states in which we operate have laws that protect the privacy and security of personal information. For example, the California Consumer Privacy Act of 2018 (“CCPA”), which increases privacy rights for California residents and imposes obligations on companies that process their personal information, came into effect on January 1, 2020. Among other things, the CCPA requires covered companies to provide new disclosures to California consumers and provide such consumers new data protection and privacy rights, including the ability to opt-out of certain sales of personal information. The CCPA provides for civil penalties for violations, as well as a private right of action for certain data breaches that result in the loss of personal information. Further, the California Privacy Rights Act (the “CPRA”), which took effect on January 1, 2023 (with certain provisions having retroactive effect to January 1, 2022), amended the CCPA. Amongst other things, the CPRA and eliminated the “employee exemption” under the CCPA, makes a distinction between “personal information” and “sensitive personal information,” imposing heightened protections for “sensitive personal information,” and brings business-to-business transactions under its purview. These laws and others like it are yet to be tested and may subject us to increased regulatory scrutiny, litigation, and overall risk. Further, there is discussion in Congress of a new federal data protection and privacy law to which we would become subject, if it is enacted.

Various foreign countries in which we operate also have, or are developing, laws that govern the collection, use, disclosure, security and cross-border transmission of personal information. For example, in the European Union (the “EU”) and the United Kingdom, the collection and use of personal data is governed by the provisions of the General Data Protection Regulation (“GDPR”), in addition to other applicable laws and regulations. The GDPR came into effect in May 2018, and has resulted in, and will continue to result in, significantly greater compliance burdens and costs for companies like us. Any data security breach could require notifications to the data subject and/or owners under U.S. federal, U.S. state, and/or international data breach notification laws and regulations. Other jurisdictions outside the EU are similarly introducing or enhancing privacy and data security laws, rules and regulations, which could increase our compliance costs and the risks associated with noncompliance. We cannot guarantee that we are, or will be, in compliance with all applicable international regulations as they are enforced now or as they evolve.

It is possible that these laws may be interpreted and applied in a manner that is inconsistent with our practices and our efforts to comply with the evolving data protection rules may be unsuccessful. We must devote significant resources to understanding and complying with this changing landscape. Failure to comply with federal, state and international laws regarding privacy and security of personal information could expose us to penalties under such laws, orders requiring that we change our practices, claims for damages or other liabilities, regulatory investigations and enforcement action, litigation and significant costs for remediation, any of which could adversely affect our business. Even if we are not determined to have violated these laws, government investigations into these issues typically require the expenditure of significant resources and generate negative publicity, which have a material adverse effect on our business, financial condition, results of operations, cash flows and prospects.

***We are subject to export and import control laws and regulations that could impair our ability to compete in international markets or subject us to liability if we violate such laws and regulations.***

We are subject to U.S. export controls and sanctions regulations that restrict the shipment or provision of certain products and services to certain countries, governments and persons. While we take precautions to prevent our products and services from being exported in violation of these laws, we cannot guarantee that the precautions we take will prevent violations of export control and sanctions laws. If we are found to be in violation of U.S. sanctions or export control laws, it could result in substantial fines and penalties for us and for the individuals working for us. We may also be adversely affected through other penalties, reputational harm, loss of access to certain markets, or otherwise. Complying with export control and sanctions regulations may be time consuming and may result in the delay or loss of sales opportunities or impose other costs. Any change in export or import regulations, economic sanctions or related legislation, or change in the countries, governments, persons or technologies targeted by such regulations, could result in our decreased ability to export or sell certain products and services to existing or potential customers in affected jurisdictions.

***Changes in political, economic or governmental regulations may reduce demand for our products and services or increase our expenses.***

We compete in many markets in which we and our customers must comply with federal, state, local and international regulations, such as environmental, health and safety and food and drug regulations. We develop, configure and market our products and services to meet customer needs created by those regulations. The U.S. and international healthcare industry is subject to changing political, economic and regulatory influences that could significantly affect the drug development process, research and development costs and the pricing and reimbursement for pharmaceutical products, and also may increase the likelihood of legislative or regulatory changes that could impact us or our business operations. Any significant change in



regulations could have an adverse effect on both our customers' business and our business, which could result in reduced demand for our products and services or increases in our expenses. For example, we provide products and services used for basic research, raw materials used by biopharmaceutical customers for further processing, and active pharmaceutical ingredients used for preclinical studies and clinical trials.

Changes in the FDA's regulation of the drug discovery and development process may have a negative impact on the ability of our customers to conduct and fund clinical trials, which could have a material adverse effect on the demand for the products and services we provide these customers. Additionally, the U.S. government and governments worldwide have increased efforts to expand healthcare coverage while at the same time curtailing and better controlling the increasing costs of healthcare. If cost-containment efforts limit our customers' profitability, they may decrease research and development spending, which could decrease the demand for our products and services and materially adversely affect our growth prospects. Any of these factors could harm our customers' businesses, which, in turn, could materially adversely hurt our business, financial condition, results of operations, cash flows and prospects.

***We are subject to financial, operating, legal and compliance risk associated with global operations.***

We engage in business globally, with approximately 51%, 51% and 62% of our revenue for the years ended December 31, 2024, 2023 and 2022, respectively, coming from outside the U.S. In addition, one of our strategies is to expand geographically, both through distribution and through direct sales. This subjects us to a number of risks, including international economic, geopolitical, and labor conditions; currency fluctuations; tax laws (including U.S. taxes on income earned by foreign subsidiaries); increased financial accounting and reporting burdens and complexities; unexpected changes in, or impositions of, legislative or regulatory requirements; failure of laws to protect intellectual property rights adequately; inadequate local infrastructure and difficulties in managing and staffing international operations; delays resulting from difficulty in obtaining export licenses for certain technology; new or increased tariffs (or potential retaliatory actions taken in response thereto), quotas and other trade barriers and restrictions; transportation delays; operating in locations with a higher incidence of corruption and fraudulent business practices; and other factors beyond our control, including terrorism, war, natural disasters, climate change and diseases.

The application of laws and regulations implicating global transactions is often unclear and may at times conflict. Compliance with these laws and regulations may involve significant costs or require changes in our business practices that result in reduced revenue and profitability. Non-compliance could also result in fines, damages, criminal sanctions, prohibited business conduct, and damage to our reputation. We incur additional legal compliance costs associated with our global operations and could become subject to legal penalties in foreign countries if we do not comply with local laws and regulations, which may be substantially different from those in the U.S.

We may expand our operations in countries with developing economies, where it may be common to engage in business practices that are prohibited by anti-corruption and anti-bribery laws and regulations that apply to us, such as the U.S. Foreign Corrupt Practices Act ("FCPA"), the U.S. Travel Act, and the UK Bribery Act 2010, which prohibit improper payments or offers of payment to foreign governments and political parties by us for the purpose of obtaining or retaining business. Although we implement policies and procedures designed to ensure compliance with these laws, there can be no assurance that all of our employees, contractors, distributors and agents, including those based in foreign countries where practices which violate such U.S. laws may be customary, will comply with our internal policies. Any such non-compliance, even if prohibited by our internal policies, could have an adverse effect on our business and result in significant fines or penalties.

***Our activities are and will continue to be subject to extensive government regulation, which is expensive and time consuming.***

We are subject to various local, state, federal, foreign and transnational laws and regulations, and, in the future, any changes to such laws and regulations could adversely affect us.

We provide products and services used for basic research, raw materials and life science reagents used by biopharmaceutical customers for further processing, assays for biologics safety testing and active pharmaceutical ingredients used for preclinical studies and clinical trials. The quality of our products and services is critical to researchers looking to develop novel vaccines and therapies and for biopharmaceutical customers who use our products as raw materials or who are engaged in preclinical studies and clinical trials. Biopharmaceutical customers are subject to extensive regulations by the FDA and similar regulatory authorities in other countries for conducting clinical trials and commercializing products for therapeutic or diagnostic use. This regulatory scrutiny results in our customers imposing rigorous quality requirements on us as their supplier through supplier qualification processes and customer contracts.

Additionally, regulatory authorities and our customers may conduct scheduled or unscheduled periodic inspections of our facilities to monitor our regulatory compliance or compliance with our quality agreements with our customers. There are significant risks at each stage of the regulatory scheme for our customers.

Regulatory agencies may in the future take action against us or our customers for failure to comply with applicable regulations governing clinical trials and the development and testing of therapeutic products. Failure by us or by our customers to comply with the requirements of these regulatory authorities, including without limitation, remediating any inspectional observations to the satisfaction of these regulatory authorities, could result in warning letters, product recalls or seizures, monetary sanctions, injunctions to halt manufacture and distribution, restrictions on our operations, civil or criminal sanctions, or withdrawal of existing or denial of pending approvals, including those relating to products or facilities. In addition, such a failure could expose us to contractual or product liability claims, contractual claims from our customers, including claims for reimbursement for lost or damaged active pharmaceutical ingredients, as well as ongoing remediation and increased compliance costs, any or all of which could be significant.

We are also subject to a variety of federal, state, local and international laws and regulations that govern, among other things, the importation and exportation of products, the handling, transportation and manufacture of substances that could be classified as hazardous, and our business practices in the U.S. and abroad such as anti-corruption and anti-competition laws. Any noncompliance by us with applicable laws and regulations or the failure to maintain, renew or obtain necessary permits and licenses could result in criminal, civil and administrative penalties and could have an adverse effect on our results of operations.

***Increasing scrutiny and changing expectations from investors, lenders, customers, government regulators and other market participants with respect to our Environmental, Social and Governance (“ESG”) policies and activities may impose additional costs on us or expose us to additional risks.***

Companies across all industries and around the globe are facing increasing scrutiny relating to their ESG policies, initiatives and activities by investors, lenders, customers, government regulators and other market participants. More recently, certain ESG policies, initiatives and activities have become politicized, with ideologically opposing perspectives, such that companies may find themselves unable to satisfactorily consider or address one stakeholder’s concerns without creating concerns among another set of stakeholders with an opposing viewpoint. If we are unable to meet our ESG initiatives or evolving investor, industry, or customer expectations and standards, we are perceived to have not responded adequately on any number of ESG matters, or we draw scrutiny from certain people or groups with an opposing viewpoint, we risk damage to our brand and reputation, adverse impacts to our ability to secure government contracts, decreased desirability of our common stock to investors, or limited access to capital markets and other sources of financing..

There is no guarantee that any ESG or sustainability goals set forth in our ESG initiatives will be achieved on the desired timeframe or at all, and the achievement of any such goals may require the incurrence of additional costs or the implementation of operational changes, any of which could adversely affect the Company’s results of operations.

Additionally, changes in legal and regulatory requirements related to ESG have been issued in the State of California and the E.U., its Member States and other countries, particularly with respect to climate change, emission reduction and environmental stewardship, amongst other regulatory efforts. As a result, we expect legal, regulatory and reporting requirements related to ESG matters to continue to expand globally and increase our costs of compliance.

## **Risks Related to Our Intellectual Property and Technology**

***If we are unable to obtain, maintain and enforce intellectual property protection for our current or future products, or if the scope of our intellectual property protection is not sufficiently broad, our ability to commercialize our products successfully and to compete effectively may be materially adversely affected.***

Our success depends on our ability to obtain and maintain patent and other intellectual property protection in the United States and other countries with respect to our current and future proprietary products. We rely upon a combination of patents and trade secret protection to protect the intellectual property related to our technology, manufacturing processes, and products. Our commercial success depends in part on obtaining and maintaining patent and trade secret protection for our current and future products, if any, and the methods used to manufacture them, as well as successfully defending and protecting such patents and trade secrets against third-party challenges. Our ability to stop third parties from making, using, selling, offering to sell or importing our products is dependent upon the extent to which we have rights under valid and enforceable patents and other intellectual property that covers these activities.

The patent prosecution process is expensive and time consuming, and we may not be able to file and prosecute all necessary or desirable patent applications at a reasonable cost or in a timely manner or in all jurisdictions where protection may be commercially advantageous. It is also possible that we may fail to identify patentable aspects of our research and development output before it is too late to obtain patent protection. In addition, we or our collaborators may only pursue, obtain or maintain patent protection in a limited number of countries. There is no assurance that all potentially relevant prior art relating to our patents and patent applications has been found. We may be unaware of prior art that could be used to invalidate or narrow the scope of an issued patent or prevent our pending patent applications from issuing as patents. This may be (1) because patent

applications in the United States, Europe and many other non-U.S. jurisdictions are typically not published until 18 months after filing, or in some cases not at all, (2) because publications of discoveries in scientific literature lag behind actual discoveries, and (3) because we cannot be certain that we or our licensors were the first to make the inventions claimed in any of our owned or any in-licensed issued patents or pending patent applications, or that we or our licensors were the first to file for protection of the inventions set forth in our patents or patent applications. As a result, we may not be able to obtain or maintain protection for certain inventions. Even if patents do successfully issue, such patents may not adequately protect our intellectual property, provide exclusivity for our current or future products, prevent others from designing around our claims or otherwise provide us with a competitive advantage. We cannot offer any assurances about which, if any, patents will issue, the breadth of any such patents or whether any issued patents will be found invalid or unenforceable or will be threatened by third parties. In addition, third parties have challenged in the past and may further challenge in future the validity, enforceability, ownership, inventorship or scope of any of our patents. Any successful challenge to any of our patents could deprive us of rights necessary for the successful commercialization of our current or future products and could impair or eliminate our ability to collect future revenue and royalties with respect to such products. If any of our patent applications with respect to our current or future products fail to result in issued patents, if their breadth or strength of protection is narrowed or threatened, or if they fail to provide meaningful exclusivity or competitive position, it could dissuade companies from collaborating with us or otherwise adversely affect our competitive position.

The patent positions of life science companies can be highly uncertain and involve complex legal and factual questions for which important legal principles remain unresolved. No consistent policy regarding the breadth of claims allowed in life science patents has emerged to date in the United States. The standards applied by the United States Patent and Trademark Office (the "USPTO") and foreign patent offices in granting patents are not always applied uniformly or predictably and can change. Additionally, the laws of some foreign countries do not protect intellectual property rights to the same extent as the laws of the United States, and many companies have encountered significant problems in protecting and defending such rights in foreign jurisdictions. The legal systems of certain countries, particularly certain developing countries, do not favor the enforcement of patents and other intellectual property rights, particularly those relating to biotechnology, which could make it difficult for us to stop the infringement, misappropriation, or other violation of our patents or other intellectual property, including the unauthorized reproduction of our manufacturing or other know-how or the marketing of competing products in violation of our intellectual property rights generally. Any of these outcomes could impair our ability to prevent competition from third parties, which may have a material adverse effect on our business, financial condition, results of operations, cash flows and prospects.

Further, the existence of issued patents does not guarantee our right to practice the patented technology or commercialize products covered by such a patent. Third parties may have or obtain rights to patents which they may use to prevent or attempt to prevent us from practicing our patented technology or commercializing our patented products. If any of these other parties are successful in obtaining valid and enforceable patents, and establishing our infringement of those patents, we could be prevented from selling our products unless we were able to obtain a license under such third-party patents, which may not be available on commercially reasonable terms or at all. In addition, third parties may seek approval to market their own products similar to or otherwise competitive with our products. In these circumstances, we may need to defend or assert our patents, including by filing lawsuits alleging patent infringement. In any of these types of proceedings, a court or agency of competent jurisdiction may find our patents invalid or unenforceable. Our competitors and other third parties may also be able to circumvent our patents by developing similar or alternative products in a non-infringing manner. Any of the foregoing could have a material adverse effect on our business, financial condition, results of operations, cash flows and prospects.

In addition, competitors may use our technologies in jurisdictions where we have not obtained or are unable to adequately enforce patent protection to develop their own products and further, may export otherwise infringing products to territories where we have patent protection, but enforcement is not as strong as that in the United States and Europe. These products may compete with our products, and our patents or other intellectual property rights may not be effective or sufficient to prevent them from competing with us. Proceedings to enforce our patent rights, whether or not successful, could result in substantial costs and divert our efforts and attention from other aspects of our business, could put our patents at risk of being invalidated or held unenforceable, or interpreted narrowly and our patent applications at risk of not issuing, and could provoke third parties to assert claims against us. We may not prevail in any lawsuits that we initiate, and the damages or other remedies awarded, if any, may not be commercially meaningful. Accordingly, our efforts to enforce our intellectual property rights around the world may be inadequate to obtain a significant commercial advantage from the intellectual property that we develop, acquire or license.

Intellectual property that we own or in-license may be subject to a reservation of rights by one or more third parties. For example, one of our patents is co-owned with third parties and some of our patent rights in the future may be co-owned with third parties. If we are unable to obtain an exclusive license to any such third-party co-owners' interest in such patent rights, such co-owners may be able to license their rights to other third parties, including our competitors, and our competitors could market competing products and technology. In addition, we may need the cooperation of any such co-owners of such patent rights in order to enforce such patent rights against third parties, and such cooperation may not be provided to us. Any of the

foregoing could have a material adverse effect on our competitive position, business, financial conditions, results of operations, and prospects.

Moreover, the research resulting in certain of our patents and technology was funded in part by the U.S. government. As a result, the U.S. government has certain rights to such patent rights and technology, which include march-in rights. When new technologies are developed with government funding, in order to secure ownership of such patent rights, the recipient of such funding is required to comply with certain government regulations, including timely disclosing the inventions claimed in such patent rights to the U.S. government and timely electing title to such inventions. Additionally, the U.S. government generally obtains certain rights in any resulting patents, including a nonexclusive license authorizing the government to use the invention or to have others use the invention on its behalf. Accordingly, we or our licensors have granted the U.S. government a nonexclusive, nontransferable, irrevocable, paid-up license to practice or have practiced for or on behalf of the United States, the inventions described in the patents and patent applications relating to such inventions. If the U.S. government decides to exercise these rights, it is not required to engage us as its contractor in connection with doing so. The government's rights may also permit it to disclose our confidential information to third parties and to exercise march-in rights to use or allow third parties to use such government-funded technology. The government can exercise its march-in rights if it determines that action is necessary because we fail to achieve practical application of the government-funded technology, or because action is necessary to alleviate health or safety needs, to meet requirements of federal regulations, or to give preference to U.S. industry. In addition, our rights in such inventions may be subject to certain requirements to manufacture products embodying such inventions in the United States. If we fail to comply with those requirements, we could lose our ownership of or other rights to any patents subject to such regulations. Any exercise by the government of any of the foregoing rights or by any third party of its reserved rights could have a material adverse effect on our competitive position, business, financial condition, results of operations, and prospects.

Furthermore, patents have a limited lifespan. In the United States, the unextended expiration of a patent is generally 20 years after its non-provisional application filing date. Various extensions may be available, however, the life of a patent and the protection it affords is limited. Given the amount of time required for the development, testing, regulatory review and approval of new products, our patents protecting such candidates might expire before or shortly after such candidates are commercialized. If we encounter delays in obtaining regulatory approvals, the period of time during which we could market a product under patent protection could be further reduced. Even if patents covering our future products are obtained, once such patents expire, we may be vulnerable to competition from similar products. The launch of a similar version of one of our products would likely result in an immediate and substantial reduction in the demand for our product. As a result, our patent portfolio may not provide us with sufficient rights to exclude others from commercializing products similar or identical to ours. Any of the foregoing could have a material adverse effect on our business, financial condition, results of operations, cash flows and prospects.

***Our internal computer systems, or those of our customers, collaborators or other contractors, have been and may in the future be subject to cyber-attacks or security breaches, which could result in a material disruption of our product development programs or otherwise adversely affect our business, financial condition, results of operations, cash flows and prospects.***

Despite the implementation of security measures, our internal computer systems and those of our customers are vulnerable to damage from computer viruses and unauthorized access. Cyber-attacks are increasing in their frequency, sophistication and intensity, and have become increasingly difficult to detect. Cyber-attacks could include the deployment of harmful malware, ransomware, denial-of-service attacks, social engineering and other means to affect service reliability and threaten the confidentiality, integrity and availability of information. Cyber-attacks also could include phishing attempts or e-mail fraud to cause unauthorized payments or information to be transmitted to an unintended recipient. A material cyber-attack or security breach could cause interruptions in our operations and could result in a material disruption of our business operations, damage to our reputation, financial condition, results of operations, cash flows and prospects.

In the ordinary course of our business, we collect and store sensitive data, including, among other things, personally identifiable information about our employees, intellectual property, and proprietary business information. Any cyber-attack or security breach that leads to unauthorized access, use or disclosure of personal or proprietary information could harm our reputation, cause us not to comply with federal and/or state breach notification laws and foreign law equivalents and otherwise subject us to liability under laws and regulations that protect the privacy and security of personal information. In addition, we could be subject to risks caused by misappropriation, misuse, leakage, falsification or intentional or accidental release or loss of information maintained in the information systems and networks of our company and our vendors, including personal information of our employees, and company and vendor confidential data. In addition, outside parties have previously attempted and may in the future attempt to penetrate our systems or those of our vendors or fraudulently induce our personnel or the personnel of our vendors to disclose sensitive information in order to gain access to our data and/or systems or make unauthorized payments to third parties. Like other companies, we have on occasion experienced, and will continue to



experience, data security incidents involving access to company data, unauthorized payments and threats to our data and systems, including malicious codes and viruses, phishing, business email compromise attacks, or other cyber-attacks. The number and complexity of these threats continue to increase over time. If a material breach of our information technology systems or those of our vendors occurs, the market perception of the effectiveness of our security measures could be harmed and our reputation and credibility could be damaged.

We could be required to expend significant amounts of money and other resources to respond to these threats or breaches and to repair or replace information systems or networks and could suffer financial loss or the loss of valuable confidential information. In addition, we could be subject to regulatory actions and/or claims made by individuals and groups in private litigation involving privacy issues related to data collection and use practices and other data privacy laws and regulations, including claims for misuse or inappropriate disclosure of data, as well as unfair or deceptive practices. Although we develop and maintain systems and controls designed to prevent these events from occurring, and we have a process to identify and mitigate threats, the development and maintenance of these systems, controls and processes is costly and requires ongoing monitoring and updating as technologies change and efforts to overcome security measures become increasingly sophisticated. Moreover, despite our efforts, the possibility of these events occurring cannot be eliminated entirely and there can be no assurance that any measures we take will prevent cyber-attacks or security breaches that could adversely affect our business, financial condition, results of operations, cash flows and prospects.

***If we are unable to protect the confidentiality of our proprietary information, the value of our technology and products could be materially adversely affected.***

We also may rely on trade secrets to protect our technology, especially where we do not believe patent protection is appropriate or obtainable. To maintain the confidentiality of trade secrets and other proprietary information, we enter into confidentiality agreements with our employees, consultants, contractors, collaborators, CDMOs, CROs and others upon the commencement of their relationships with us. These agreements require that all confidential information developed by the individual or entity or made known to the individual or entity by us during the course of the individual's or entity's relationship with us be kept confidential and not disclosed to third parties. Our agreements with employees as well as our personnel policies also generally provide that any inventions conceived by the individual in the course of rendering services to us shall be our exclusive property or that we may obtain full rights to such inventions at our election. However, trade secrets are difficult to protect. Although we use reasonable efforts to protect our trade secrets, our employees, consultants, contractors, collaborators, CDMOs, CROs and others may unintentionally or willfully disclose our information to competitors. We also face the risk that present or former employees could continue to hold rights to intellectual property used by us, demand the registration of intellectual property rights in their name, and seek payment of damages for our use of such intellectual property.

Enforcing a claim that a third party illegally obtained or is using any of our trade secrets is expensive and time consuming, and the outcome is unpredictable. We may not have adequate remedies in the event of unauthorized use or disclosure of our trade secrets or other proprietary information in the case of a breach of any such agreements and our trade secrets and other proprietary information could be disclosed to third parties, including our competitors. Many of our partners also collaborate with our competitors and other third parties. The disclosure of our trade secrets to our competitors, or more broadly, would impair our competitive position and may materially harm our business, financial condition, results of operations, cash flows and prospects. Costly and time-consuming litigation could be necessary to enforce and determine the scope of our rights, and failure to maintain trade secret protection could adversely affect our competitive business position. The enforceability of confidentiality agreements may vary from jurisdiction to jurisdiction. Courts outside the United States are sometimes less willing to protect trade secrets. Moreover, our competitors may independently develop substantially equivalent or superior knowledge, methods and know-how, and the existence of our own trade secrets affords no protection against such independent discovery.

***We may become involved in lawsuits to protect or enforce our patents, which could be expensive, time-consuming and unsuccessful and could result in a court or administrative body finding our patents to be invalid or unenforceable.***

Even if the patent applications we own or license are issued, third parties may challenge or infringe upon our patents. To counter infringement, we may be required to file infringement claims, which can be expensive and time-consuming. In patent litigation in the United States, defendant counterclaims alleging invalidity or unenforceability are commonplace. Grounds for a validity challenge could be an alleged failure to meet any of several statutory requirements, including novelty, non-obviousness (or inventive step), written description or enablement. In addition, patent validity challenges may, under certain circumstances, be based upon non-statutory obviousness-type double patenting, which, if successful, could result in a finding that the claims are invalid for obviousness-type double patenting or the loss of patent term if a terminal disclaimer is filed to obviate a finding of obviousness-type double patenting. Grounds for an unenforceability assertion could be an allegation that someone connected with prosecution of the patent withheld information material to patentability from the USPTO, or made a misleading statement, during prosecution.



Third parties have raised similar claims in the past, and may raise similar claims in the future, before administrative bodies in the United States or abroad, even outside the context of litigation. Such mechanisms include re-examination, post-grant review, *inter partes* review, interference proceedings, derivation proceedings, and equivalent proceedings in foreign jurisdictions (e.g., opposition proceedings). Such proceedings could result in the revocation or cancellation of or amendment to our patents in such a way that they no longer cover our current or future products or provide any competitive advantage. The outcome following legal assertions of invalidity and unenforceability is unpredictable. If a third party were to prevail on a legal assertion of invalidity or unenforceability, we could lose part or all of the patent protection on one or more of our current or future products, which could result in our competitors and other third parties using our technology to compete with us. Such a loss of patent protection could have a material adverse impact on our business, financial condition, results of operations, cash flows and prospects.

Interference proceedings, or other similar enforcement and revocation proceedings, provoked by third parties or brought by us may be necessary to determine the priority of inventions with respect to our patents or patent applications. An unfavorable outcome could require us to cease using the related technology or to attempt to license rights to it from the prevailing party. Our business could be harmed if the prevailing party does not offer us a license on commercially reasonable terms. Our defense of litigation or interference proceedings may fail and, even if successful, may result in substantial costs and distract our management and other employees. We may not be able to prevent, alone or with our licensors, infringement, misappropriation or other violation of our intellectual property rights, particularly in countries where the laws may not protect those rights as fully as in the United States.

In an infringement proceeding, even one initiated by us, there is a risk that a court will decide that our patents are not valid and that we do not have the right to stop the other party from using the inventions they describe. There is also the risk that, even if the validity of such patents is upheld, the court will refuse to stop the other party on the ground that such other party's activities do not infringe our rights to these patents.

Some of our competitors may be able to sustain the costs of complex patent litigation more effectively than we can because they have substantially greater resources. In addition, any uncertainties resulting from the initiation and continuation of any litigation could have a material adverse effect on our ability to raise the funds necessary to continue our operations. In addition, patent holding companies that focus solely on extracting royalties and settlements by enforcing patent rights may target us, especially as we gain greater visibility and market exposure as a public company.

An adverse outcome in a litigation or proceeding involving our patents could limit our ability to assert our patents against competitors, affect our ability to receive royalties or other licensing consideration from our licensees, and may curtail or preclude our ability to exclude third parties from making, using and selling similar or competitive products. Any of these occurrences could have a material adverse effect on our business, financial condition, results of operations, cash flows and prospects.

***If we are sued for infringing, misappropriating, or otherwise violating intellectual property rights of third parties, such litigation could be costly and time consuming and could prevent or delay us from developing or commercializing our current or future products.***

Our products may infringe on, or be accused of infringing on, one or more claims of an issued patent or may fall within the scope of one or more claims in a published patent application that may be subsequently issued and to which we do not hold a license or other rights.

Because patent applications in the United States and many foreign jurisdictions are typically not published until 18 months after filing, or in some cases not at all, and publications in the scientific literature often lag behind actual discoveries, we cannot be certain that others have not filed patent applications for technology covered by our issued patents or our pending applications, or that we were the first to invent the technology. Others, including our competitors, may have filed, and may in the future file, patent applications covering technology similar to ours. Any such patent application may have priority over our patent applications or patents, which could further require us to obtain rights to issued patents by others covering such technologies. If another party has filed a U.S. patent application on inventions similar to ours, we may have to participate in an interference proceeding declared by the USPTO to determine priority of invention in the United States. The costs of these proceedings could be substantial, and it is possible that such efforts would be unsuccessful if, unbeknownst to us, the other party had independently arrived at the same or similar invention prior to our own invention, resulting in a loss of our U.S. patent position with respect to such inventions.

Additionally, pending patent applications that have been published can, subject to certain limitations, be later amended in a manner that could cover our current or future products or the use of our current or future products. After issuance, the scope of patent claims remains subject to construction based on interpretation of the law, the written disclosure in a patent and the patent's prosecution history. Our interpretation of the relevance or the scope of a patent or a pending application may be incorrect. In addition, third parties may obtain patents in the future and claim that use of our technologies infringes upon these

patents. These third parties could bring claims against us or our collaborators that would cause us to incur substantial expenses and, if successful against us, could cause us to pay substantial damages.

The life sciences industry has produced a proliferation of patents, and it is not always clear to industry participants, including us, which patents cover various types of products or methods of use. Because the patent granting process is imperfect, the manufacture, distribution, or sale of our products may require us to challenge intellectual property rights by third parties that we believe to have been improperly granted. The coverage of patents is subject to interpretation by the courts, and the interpretation is not always uniform. If we are sued for patent infringement, we would need to demonstrate that our products or methods of use either do not infringe the patent claims of the relevant patent and/or that the patent claims are invalid or unenforceable, and we may not be able to do this. Proving invalidity, in particular, is difficult since it requires a showing of clear and convincing evidence in trial court litigation to overcome the presumption of validity enjoyed by issued patents. Third parties have, and may in the future have, U.S. and non-U.S. issued patents and pending patent applications that may cover our current or future products. Such a third party may claim that we or our manufacturing or commercialization partners are using inventions covered by the third party's patent rights and may go to court or a tribunal to stop us from engaging in our normal operations and activities, including making or selling our current or future products. In the event that any of these patent rights were asserted against us, we believe that we have defenses against any such action, including that such patents would not be infringed by our current or future products and/or that such patents are not valid. However, if any such patent rights were to be asserted against us and our defenses to such assertion were unsuccessful, unless we obtain a license to such patents, we could be liable for damages, which could be significant and include treble damages and attorneys' fees if we are found to willfully infringe such patents, and we could be precluded from commercializing any future products that were ultimately held to infringe such patents, any of which could have a material adverse effect on our business, financial condition, results of operations, cash flows and prospects.

If we are found to infringe the patent rights of a third party, or in order to avoid potential claims, we or our collaborators may choose or be required to seek a license from a third party and be required to pay license fees or royalties or both. These licenses may not be available on reasonable terms, or at all. In particular, any of our competitors that control intellectual property that we are found to infringe may be unwilling to provide us a license under any terms. Even if we or our collaborators were able to obtain a license, the rights may be nonexclusive, which could result in our competitors gaining access to the same intellectual property. Ultimately, we could be prevented from commercializing a product, or be forced to cease some aspect of our business operations, if, as a result of actual or threatened patent infringement claims, we or our collaborators are unable to enter into licenses on acceptable terms. In addition, we could be found liable for monetary damages, including treble damages and attorneys' fees if we are found to have willfully infringed a patent. Further, if a patent infringement suit is brought against us or our third-party service providers and if we are unable to successfully obtain rights to required third-party intellectual property, we may be required to expend significant time and resources to redesign our current or future products, or to develop or license replacement technology, all of which may not be feasible on a technical or commercial basis, and may delay or require us to abandon our development, manufacturing or sales activities relating to our current or future products. A finding of infringement could prevent us from commercializing our future products or force us to cease some of our business operations, which could harm our business. Claims that we have misappropriated the confidential information or trade secrets of third parties could have a similar negative impact on our business. Any of the foregoing could have a material adverse effect on our business, financial condition, results of operations, cash flows and prospects.

***Intellectual property litigation and other proceedings could cause us to spend substantial resources and distract our personnel from their normal responsibilities.***

Even if resolved in our favor, intellectual property litigation or other legal proceedings relating to our, our licensors' or other third parties' intellectual property claims may cause us to incur significant expenses and could distract our personnel from their normal responsibilities. Patent litigation and other proceedings may also absorb significant management time. If not resolved in our favor, litigation may require us to pay any portion of our opponents' legal fees. Such litigation or proceedings could substantially increase our operating losses and reduce the resources available for development activities or any future sales, marketing, or distribution activities. We may not have sufficient financial or other resources to conduct such litigation or proceedings adequately. Our competitors or other third parties may be able to sustain the cost of such litigation and proceedings more effectively than we can because of their substantially greater resources. Uncertainties resulting from our participation in patent litigation or other proceedings could have a material adverse effect on our ability to compete in the marketplace. Furthermore, because of the substantial amount of discovery required in certain jurisdictions in connection with intellectual property litigation, there is a risk that some of our confidential information could be compromised by disclosure during this type of litigation. There could also be public announcements of the results of hearings, motions or other interim proceedings or developments. If securities analysts or investors perceive these results to be negative, the perceived value of our current or future products or intellectual property could be diminished. Accordingly, the market price of our Class A common stock may decline. Uncertainties resulting from the initiation and continuation of patent litigation or other proceedings could have a material adverse effect on our business, financial condition, results of operations, and prospects.

*If we fail to comply with our obligations under any license agreements, disagree over contract interpretation, or otherwise experience disruptions to our business relationships with our licensors, we could lose intellectual property rights that are necessary to our business.*

We rely, in part, on intellectual property and technology which we have in-licensed. We may also need to obtain additional licenses in the future to advance our research or allow commercialization of our future products and it is possible that we may be unable to do so at a reasonable cost or on reasonable terms, if at all. Moreover, such licenses may not provide exclusive rights to use such intellectual property and technology in all relevant fields of use and in all territories in which we may wish to develop or commercialize our future products.

In addition, our existing license agreements impose, and any future license agreements we enter into may impose, various development, commercialization, funding, milestone, royalty, diligence, sublicensing, insurance, patent prosecution and enforcement or other obligations on us. Our license agreements, and any future license agreement we enter into, may also impose restrictions on our ability to license certain of our intellectual property to third parties or to develop or commercialize certain current or future products or technologies. In spite of our best efforts, our counterparties may conclude that we have breached our obligations under our agreements, or that we have used the intellectual property licensed to us in an unauthorized manner, in which case, we may be required to pay damages and the counterparty may have the right to terminate the agreement. Any of the foregoing could result in us being unable to develop, manufacture and sell products that are covered by the licensed intellectual property or technology, or enable a competitor to gain access to the licensed intellectual property or technology.

We might not have the necessary rights or the financial resources to develop, manufacture or market our current or future products without the rights granted under our license agreements, and the loss of sales or potential sales in current or future products covered by such license agreements could have a material adverse effect on our business, financial condition, results of operations, cash flows and prospects.

Disputes may arise regarding intellectual property subject to license agreements, including:

- the scope of rights granted under the license agreement and other interpretation related issues;
- the extent to which our technology and processes infringe on intellectual property of the licensor that is not subject to the license agreement;
- the sublicensing of patent and other rights under our collaborative development relationships;
- our diligence obligations under the license agreement and what activities satisfy those diligence obligations;
- our financial obligations under the license agreement;
- the inventorship and ownership of inventions and know-how resulting from the joint creation or use of intellectual property by our licensors and us and our partners; and
- the priority of invention of patented technology.

In addition, the agreements under which we currently license intellectual property or technology to or from third parties are complex, and certain provisions in such agreements may be susceptible to multiple interpretations. The resolution of any contract interpretation disagreement that may arise could narrow what we believe to be the scope of our rights to the relevant intellectual property or technology, or increase what we believe to be our financial or other obligations under the relevant agreement, either of which could have a material adverse effect on our business, financial condition, results of operations, and prospects. Moreover, if disputes over intellectual property that we have licensed prevent or impair our ability to maintain our current licensing arrangements on commercially acceptable terms, we may be unable to successfully develop and commercialize the affected future products.

In some cases, we may not have primary control over prosecution, maintenance, enforcement and defense of patents and patent applications that we have in-licensed from third parties, and instead we rely on our licensors for these activities. We cannot be certain that such activities have been or will be conducted in compliance with applicable laws and regulations or in a manner consistent with the best interests of our business. If we do undertake any enforcement of our in-licensed patents or defense of any claims asserting the invalidity of such patents, such actions may be subject to the cooperation of our licensors or other third parties. If our licensors or other third parties fail to prosecute, maintain, enforce and defend intellectual property licensed to us, or lose their own rights to such intellectual property, the rights we have licensed may be impaired or eliminated and our ability to develop and commercialize any of our products that are subject to such rights could be adversely affected.

In-licensing or acquisition of third-party intellectual property is a competitive area and a number of more established companies are also pursuing strategies to in-license or acquire third-party intellectual property rights that we may consider attractive or necessary for our business. These companies may have a competitive advantage over us due to their size, cash resources and greater capabilities with respect to clinical development and commercialization. Furthermore, companies that perceive us as a

competitor may be unwilling to assign or license rights to us. If we are unable to successfully obtain rights to required third-party intellectual property rights or maintain the existing intellectual property rights we have on reasonable terms or at all, we may have to abandon development of the relevant program or current or future product and our business, financial condition, results of operations, cash flows and prospects could suffer.

***Changes to the patent law in the United States and other jurisdictions could increase the uncertainties and costs surrounding the prosecution of our patent applications and the enforcement or defense of our issued patents, thereby impairing our ability to protect our technologies and current or future products.***

As is the case with other life sciences companies, our success is heavily dependent on intellectual property, particularly patents. Obtaining and enforcing patents in the life sciences industry involves both technological and legal complexity and is therefore costly, time consuming and inherently uncertain. Changes in either the patent laws or in interpretations of patent laws in the United States and other countries may increase the uncertainties and costs surrounding the prosecution of patent applications and the enforcement or defense of issued patents.

For example, the Leahy-Smith America Invents Act (the “America Invents Act”), was signed into law on September 16, 2011, and many of the substantive changes became effective on March 16, 2013. The America Invents Act and its implementation could increase the uncertainties and costs surrounding the prosecution of our patent applications and the enforcement or defense of our issued patents, all of which could have a material adverse effect on our business, financial condition, results of operations, and prospects. Specifically, the America Invents Act reformed United States patent law in part by changing the U.S. patent system from a “first to invent” system to a “first inventor to file” system. Under a “first inventor to file” system, assuming the other requirements for patentability are met, the first inventor to file a patent application generally will be entitled to the patent on an invention regardless of whether another inventor was the first to invent the invention. This will require us to be cognizant going forward of the time from invention to filing of a patent application and be diligent in filing patent applications. Circumstances may arise that could prevent us from promptly filing patent applications on our inventions and allow third parties to file patents claiming our inventions before we are able to do so. The America Invents Act also includes a number of significant changes that affect the way patent applications will be prosecuted and may also affect patent litigation. These include allowing third-party submission of prior art to the USPTO during patent prosecution and additional procedures to attack the validity of a patent by the USPTO administered post grant proceedings, including reexamination proceedings, *inter partes* review, post grant review and derivation proceedings. These adversarial proceedings at the USPTO review patent claims without the presumption of validity afforded to U.S. patents in lawsuits in U.S. federal courts, and use a lower burden of proof than used in litigation in U.S. federal courts. Therefore, it is generally considered easier for a competitor or third party to have a U.S. patent invalidated in a USPTO post-grant review or *inter partes* review proceeding than in a litigation in a U.S. federal court.

In addition, the patent positions of companies in the life sciences industry are particularly uncertain. Recent U.S. Supreme Court rulings have narrowed the scope of patent protection available in certain circumstances and weakened the rights of patent owners in certain situations. This combination of events has created uncertainty with respect to the validity and enforceability of patents, once obtained. Depending on future actions by the U.S. Congress, the federal courts, and the USPTO, the laws and regulations governing patents could change in unpredictable ways. In addition, the complexity and uncertainty of European patent laws have also increased in recent years. Complying with these laws and regulations could have a material adverse effect on our existing patent portfolio and our ability to protect and enforce our intellectual property in the future.

***Obtaining and maintaining our patent protection depends on compliance with various procedural, documentary, fee payment and other requirements imposed by governmental patent agencies, and our patent protection could be reduced or eliminated for noncompliance with these requirements.***

Periodic maintenance fees, renewal fees, annuity fees and various other governmental fees on patents and patent applications will be due to be paid to the USPTO and various government patent agencies outside the United States over the lifetime of our patents and patent applications and any patent rights we may own or license in the future. Additionally, the USPTO and various government patent agencies outside the United States require compliance with a number of procedural, documentary, fee payment and other similar provisions during the patent application process. In certain cases, an inadvertent lapse can be cured by payment of a late fee or by other means in accordance with rules applicable to the particular jurisdiction. However, there are situations in which noncompliance can result in abandonment or lapse of the patent or patent application, resulting in partial or complete loss of patent rights in the relevant jurisdiction. If we or our licensors fail to maintain the patents and patent applications covering or otherwise protecting our current or future products, it could have a material adverse effect on our business. In addition, to the extent that we have responsibility for taking any action related to the prosecution or maintenance of patents or patent applications in-licensed from a third party, any failure on our part to maintain the in-licensed intellectual property could jeopardize our rights under the relevant license and may have a material adverse effect on our business, financial condition, results of operations, cash flows and prospects.



***We may be subject to claims by third parties asserting that our employees, consultants, independent contractors or we have misappropriated their intellectual property, or claiming ownership of what we regard as our own intellectual property and proprietary technology.***

Many of our employees were previously employed at universities or other life science, biotechnology or pharmaceutical companies, including our competitors or potential competitors. We try to ensure that our employees do not use the proprietary information or know-how of others in their work for us. We may, however, be subject to claims that we or these employees have inadvertently or otherwise used or disclosed intellectual property, trade secrets or other proprietary information of any such employee's former employer or that patents and applications we have filed to protect inventions of these individuals, even those related to one or more of our current or future products, are rightfully owned by their former or concurrent employer. Litigation may be necessary to defend against these claims. Even if we are successful in defending ourselves, such litigation could result in substantial costs to us or be distracting to our management. If we fail to defend any such claims, in addition to paying monetary damages, we may lose valuable intellectual property rights or personnel or we could be required to obtain a license from such third party to commercialize our technology or products. Such a license may not be available on an exclusive basis or on commercially reasonable terms or at all.

In addition, while we typically require our employees, consultants and independent contractors who may be involved in the development of intellectual property to execute agreements assigning such intellectual property to us, we may be unsuccessful in executing such an agreement with each party who in fact develops intellectual property that we regard as our own, or such agreements may be breached or alleged to be ineffective, and the assignment may not be self-executing, which may result in claims by or against us related to the ownership of such intellectual property or may result in such intellectual property becoming assigned to third parties. If we fail in enforcing or defending any such claims, in addition to paying monetary damages, we may lose valuable intellectual property rights. Even if we are successful in prosecuting or defending against such claims, litigation could result in substantial costs and be a distraction to our senior management and scientific personnel. Any of the foregoing could have a material adverse effect on our business, financial condition, results of operations, cash flows and prospects.

***We may not be able to protect our intellectual property and proprietary rights throughout the world.***

Filing, prosecuting, and defending patents on current or future products in all countries throughout the world would be prohibitively expensive, and the laws of foreign countries may not protect our rights to the same extent as the laws of the United States. For example, patent scope or coverage varies between countries based on the differences between the respective patent laws in each country or jurisdiction. Consequently, we may not be able to prevent third parties from practicing our inventions in all countries outside the United States, or from selling or importing products made using our inventions in and into the United States or other jurisdictions. Third parties may use our technologies in jurisdictions where we have not obtained or are unable to adequately enforce patent protection to develop their own products and, further, may export otherwise infringing products to territories where we have patent protection but enforcement is not as strong as that in the United States. These products may compete with our products, and our patents or other intellectual property rights may not be effective or sufficient to prevent them from competing.

Many companies have encountered significant problems in protecting and defending intellectual property rights in foreign jurisdictions. The legal systems of certain countries, particularly certain developing countries, do not favor the enforcement of patents, trade secrets, and other intellectual property protection, particularly those relating to biotechnology products, which could make it difficult for us to stop the infringement of our patents or marketing of competing products in violation of our intellectual property and proprietary rights generally. Proceedings to enforce our intellectual property and proprietary rights in foreign jurisdictions could result in substantial costs and divert our efforts and attention from other aspects of our business, could put our patents at risk of being invalidated or interpreted narrowly, could put our patent applications at risk of not issuing, and could provoke third parties to assert claims against us. We may not prevail in any lawsuits that we initiate, and the damages or other remedies awarded, if any, may not be commercially meaningful. Accordingly, our efforts to enforce our intellectual property and proprietary rights around the world may be inadequate to obtain a significant commercial advantage from the intellectual property that we develop or license.

Many countries have compulsory licensing laws under which a patent owner may be compelled to grant licenses to third parties. In addition, many countries limit the enforceability of patents against government agencies or government contractors. In these countries, the patent owner may have limited remedies, which could materially diminish the value of such patent. If we or any of our licensors is forced to grant a license to third parties with respect to any patents relevant to our business, our competitive position may be impaired, and our business, financial condition, results of operations, cash flows and prospects may be adversely affected.



***We rely on confidentiality agreements that, if breached, may be difficult to enforce and could have a material adverse effect on our business and competitive position.***

Our policy is to enter agreements relating to the non-disclosure and non-use of confidential information with third parties, including our contractors, consultants, advisors and research collaborators, as well as agreements that purport to require the disclosure and assignment to us of the rights to the ideas, developments, discoveries and inventions of our employees and consultants while we employ them. However, these agreements can be difficult and costly to enforce. Moreover, to the extent that our contractors, consultants, advisors and research collaborators apply or independently develop intellectual property in connection with any of our projects, disputes may arise as to the proprietary rights to the intellectual property. If a dispute arises, a court may determine that the right belongs to a third party, and enforcement of our rights can be costly and unpredictable. In addition, we rely on trade secrets and proprietary know-how that we seek to protect in part by confidentiality agreements with our employees, contractors, consultants, advisors or others. Despite the protective measures we employ, we still face the risk that:

- these agreements may be breached;
- these agreements may not provide adequate remedies for the applicable type of breach; or
- our trade secrets or proprietary know-how will otherwise become known.

Any breach of our confidentiality agreements or our failure to effectively enforce such agreements would have a material adverse effect on our business and competitive position.

***If our trademarks, trade dress, and trade names are not adequately protected, we may not be able to build name recognition in our markets of interest and our business, financial condition, results of operations, cash flows and prospects may be adversely affected.***

Our trademarks, trade dress, or trade names may be challenged, infringed, circumvented or declared generic or determined to be infringing on other marks. We may not be able to protect our rights to these trademarks and trade names or may be forced to stop using these names or marks which we need for name recognition by potential partners or customers in our markets of interest. During trademark registration proceedings, we may receive rejections. Although we would be given an opportunity to respond to those rejections, we may be unable to overcome such rejections. In addition, in the USPTO and in comparable agencies in many foreign jurisdictions, third parties are given an opportunity to oppose pending trademark applications and to seek to cancel registered trademarks. Opposition or cancellation proceedings may be filed against our trademarks, and our trademarks may not survive such proceedings. If we are unable to establish name recognition based on our trademarks and trade names, we may not be able to compete effectively and our business, financial condition, results of operations, cash flows and prospects may be adversely affected.

***Intellectual property rights do not necessarily address all potential threats.***

The degree of future protection afforded by our proprietary and intellectual property rights is uncertain because such rights offer only limited protection and may not adequately protect our rights or permit us to gain or keep our competitive advantage. For example:

- others may be able to develop products that are similar to, or better than, our current or future products in a way that is not covered by the claims of the patents we license or may own currently or in the future;
- we, or our licensing partners or current or future collaborators, might not have been the first to make the inventions covered by issued patents or pending patent applications that we license or may own currently or in the future;
- we, or our licensing partners or current or future collaborators, might not have been the first to file patent applications for certain of our or their inventions;
- our pending owned or in-licensed patent applications may not lead to issued patents;
- we may choose not to file a patent for certain trade secrets or know-how, and a third party may subsequently file a patent covering such intellectual property;
- our competitors or other third parties might conduct research and development activities in countries where we do not have patent rights and then use the information learned from such activities to develop competitive products for sale in our major commercial markets;
- it is possible that there are prior public disclosures that could invalidate our or our licensors' patents;

- the patents of third parties or pending or future applications of third parties, if issued, may have an adverse effect on our business;
- any patents that we obtain may not provide us with any competitive advantages or may ultimately be found not to be owned by us, invalid or unenforceable; or
- we may not develop additional proprietary technologies that are patentable.

Should any of these events occur, they could significantly harm our business, financial conditions, results of operations, cash flows and prospects.

## **Risks Related to Our Indebtedness**

***Our existing level of indebtedness may increase and adversely affect our business and growth prospects, growth prospects, and financial condition, as well as our ability to raise additional capital on favorable terms, which could, in turn, limit our ability to develop or acquire new products, services, technologies and methodologies.***

As of December 31, 2024, we had total current and long-term indebtedness outstanding of approximately \$295.9 million, including term loans of \$299.7 million less unamortized debt issuance costs of \$3.8 million. We may incur significant additional indebtedness in the future. If we increase our current indebtedness levels, the risks related to our indebtedness as set forth herein could intensify.

Our indebtedness, or any additional indebtedness we may incur, could require us to divert funds identified for other purposes for debt service and impair our liquidity position. If we cannot generate sufficient cash flow from operations to service our debt, we may need to refinance our debt, dispose of assets or issue equity to obtain necessary funds. We do not know whether we will be able to take any of these actions on a timely basis, on terms satisfactory to us or at all.

Our indebtedness, the cash flow needed to satisfy our debt and the covenants contained in our credit agreement have important consequences, including:

- limiting funds otherwise available for financing our capital expenditures by requiring us to dedicate a portion of our cash flows from operations to the repayment of debt and the interest on this debt;
- limiting our ability to incur or prepay existing indebtedness, pay dividends or distributions, dispose of assets, engage in mergers and consolidations, make acquisitions or other investments and make changes in the nature of the business, among other things;
- making us more vulnerable to rising interest rates, as certain of our borrowings, including borrowings under our credit agreement, bear variable rates of interest; and
- making us more vulnerable in the event of a downturn in our business.

Our level of indebtedness may place us at a competitive disadvantage to our competitors that are not as highly leveraged. Fluctuations in interest rates can increase borrowing costs. Increases in interest rates may directly impact the amount of interest we are required to pay and reduce earnings accordingly. In addition, tax laws, including the disallowance or deferral of tax deductions for interest paid on outstanding indebtedness, could have an adverse effect on our liquidity and our business, financial condition, results of operations, cash flows and prospects. Further, our credit agreement contains customary affirmative and negative covenants and certain restrictions on operations that could impose operating and financial limitations and restrictions on us, including restrictions on our ability to enter into particular transactions and to engage in other actions that we may believe are advisable or necessary for our business.

***Variable rate indebtedness that we have incurred or may in the future incur will subject us to interest rate risk, which could cause our debt service obligations to increase significantly.***

Certain borrowings under our credit agreement bear variable rates of interest. An increase in interest rates directly increases the amount of interest we are required to pay on our variable rate borrowings, and negatively impacts our net income and cash flows, including cash available for servicing our indebtedness more generally.

***We may not be able to generate sufficient cash flow to service all of our indebtedness and may be forced to take other actions to satisfy our debt service obligations, which actions may not be adequate or may impose additional restrictions on us.***

Our ability to make scheduled debt service payments or to refinance outstanding debt obligations depends on our financial and operating performance, which is subject to prevailing economic, industry and competitive conditions and certain financial, business, economic and other factors beyond our control, including those discussed under “*Risks Related to Our Business and Strategy*” above. We may not be able to maintain a sufficient level of cash flow from operating activities to permit us to pay the principal, premium, if any, and interest on our indebtedness. If we cannot meet our debt service obligations, the holders of our indebtedness would have the right to accelerate such indebtedness and, to the extent such indebtedness is secured, foreclose on our assets. This could have serious consequences to our business, financial condition and results of operations and could cause us to become bankrupt or insolvent. Even if this does not occur, any failure to make payments of interest and principal on our outstanding indebtedness on a timely basis would likely result in a reduction of our creditworthiness, which would also harm our ability to incur additional indebtedness.

If our cash flows and other capital resources are insufficient to fund our debt service obligations, we may be forced to reduce or delay capital expenditures and acquisitions, sell assets, raise additional capital or seek to restructure or refinance our indebtedness. If we issue additional equity to repay all or a portion of our indebtedness, our shareholders may experience significant dilution of their equity interests. Any refinancing of our indebtedness could be at higher interest rates and may require us to comply with more onerous covenants, including the requirement to maintain specified liquidity or other ratios or restrictions on our ability to pay dividends or make acquisitions. If these alternative measures are not successful, we may be required to sell material assets or operations to attempt to meet our debt service obligations. Further, we may not be able to consummate these asset sales (including as a result of restrictions imposed on us under our credit agreement) or sell assets at prices and on terms that we believe are fair, and any proceeds that we do receive may not be adequate to meet any debt service obligations then due.

***The terms of the financing documents governing our Credit Agreement restrict our current and future operations, particularly our ability to respond to changes or to take certain actions.***

The financing documents governing our credit agreement contain a number of restrictive covenants that impose significant operating and financial restrictions on us and may limit our ability to engage in acts that may be in our long-term best interests, including restrictions on our ability to:

- incur additional indebtedness;
- incur liens;
- merge, dissolve, liquidate, amalgamate, consolidate or sell all or substantially all of our assets;
- declare or pay certain dividends, payments or distribution or repurchase or redeem certain capital stock;
- permit our subsidiaries to enter into agreements restricting their ability to pay dividends, make loans, incur liens and sell assets; and
- make certain investments.

These restrictions could limit, potentially significantly, our operational flexibility and affect our ability to finance our future operations or capital needs or to execute our business strategy.

## **Risks Related to Our Organizational Structure**

***Our principal asset is our interest in Maravai Topco Holdings LLC (“Topco LLC”), and, accordingly, we depend on distributions from Topco LLC to pay our taxes and expenses, including payments under the Tax Receivable Agreement. Topco LLC’s ability to make such distributions may be subject to various limitations and restrictions.***

We are a holding company and have no material assets other than our ownership of equity interests in Topco LLC. As such, we have no independent means of generating revenue or cash flow, and our ability to pay our taxes, satisfy our obligations under the Tax Receivable Agreement and pay operating expenses or declare and pay dividends, if any, in the future depends on the financial results and cash flows of Topco LLC and its subsidiaries and distributions we receive from Topco LLC. There can be no assurance that Topco LLC and its subsidiaries will generate sufficient cash flow to distribute funds to us or that applicable state law and contractual restrictions, including negative covenants in debt instruments of Topco LLC and its subsidiaries, will permit such distributions.

Topco LLC is treated as a partnership for U.S. federal income tax purposes and, as such, is not subject to any entity-level U.S. federal income tax. For U.S. federal income tax purposes, taxable income of Topco LLC is allocated to the LLC Unitholders of Topco LLC, including us. Accordingly, we incur income taxes on our distributive share of any net taxable income of Topco LLC. Under the terms of the Topco LLC operating agreement (the “LLC Operating Agreement”), Topco LLC is obligated to make tax distributions to LLC Unitholders, including us. In addition to tax and dividend payments, we also incur expenses related to our operations, including obligations to make payments under the Tax Receivable Agreement. Due to the uncertainty of various factors, we cannot estimate the likely tax benefits we may realize as a result of our purchase of LLC Units in Topco LLC (the “LLC Units”) and LLC Unit exchanges, and the resulting amounts we are likely to pay out to LLC Unitholders pursuant to the Tax Receivable Agreement; however, such payments may be substantial. Under the LLC Operating Agreement, tax distributions shall be made on a pro rata basis among the LLC Unitholders, and will be calculated without regard to any applicable basis adjustment under Section 743(b) of The Internal Revenue Code (“the Code”).

We expect Topco LLC will continue to make cash distributions to the owners of LLC Units in amounts sufficient to (1) fund all or part of their tax obligations in respect of taxable income allocated to them and (2) cover our operating expenses, including payments under the Tax Receivable Agreement.

However, Topco LLC’s ability to make such distributions may be subject to various limitations and restrictions, such as restrictions on distributions that would violate either any contract or agreement to which Topco LLC or its subsidiaries is then a party, including debt agreements, or any applicable law, or that would have the effect of rendering Topco LLC or its subsidiaries insolvent. In addition, effective for taxable years beginning after December 31, 2017, liability for adjustments to a partnership’s tax return may be imputed on the partnership itself in certain circumstances, absent an election to the contrary. Topco LLC may be subject to material liabilities pursuant to this legislation and related guidance if, for example, its calculations of taxable income are incorrect. If we do not have sufficient funds to pay tax or other liabilities or to fund our operations, we may have to borrow funds, which could materially adversely affect our liquidity and financial condition and subject us to various restrictions imposed by any such lenders. To the extent that we are unable to make payments under the Tax Receivable Agreement, such payments generally will be deferred and will accrue interest until paid. Nonpayment for a specified period, however, may constitute a breach of a material obligation under the Tax Receivable Agreement and therefore accelerate payments due under the Tax Receivable Agreement, unless, generally, such nonpayment is due to a lack of sufficient funds.

Payments under the Tax Receivable Agreement will be based on the tax reporting positions we determine. Although we are not aware of any issue that would cause the IRS to challenge existing tax basis, a tax basis increase or other tax attributes subject to the Tax Receivable Agreement, if any subsequent disallowance of tax basis or other benefits were so determined by the IRS, we would not be reimbursed for any payments previously made under the applicable Tax Receivable Agreement (although we would reduce future amounts otherwise payable under such Tax Receivable Agreement). In addition, the actual state or local tax savings we realize may be different than the amount of such tax savings we are deemed to realize under the Tax Receivable Agreement, which will be based on an assumed combined state and local tax rate applied to our reduction in taxable income as determined for U.S. federal income tax purposes as a result of the tax attributes subject to the Tax Receivable Agreement. As a result, payments could be made under the Tax Receivable Agreement in excess of the tax savings we realize in respect of the attributes to which the Tax Receivable Agreement relate.

***Conflicts of interest could arise between our shareholders and Maravai Life Sciences Holdings, LLC (“MLSH 1”), which may impede business decisions that could benefit our shareholders.***

MLSH 1, which is controlled by GTCR, LLC (“GTCR”) and is the only holder of LLC Units other than us, has the right to consent to certain amendments to the LLC Operating Agreement, as well as to certain other matters. MLSH 1 may exercise these voting rights in a manner that conflicts with the interests of our shareholders. Circumstances may arise in the future when the interests of MLSH 1 conflict with the interests of our shareholders. As we control Topco LLC, we have certain obligations to MLSH 1 as an LLC Unitholder in Topco LLC that may conflict with fiduciary duties our officers and directors owe to our shareholders. These conflicts may result in decisions that are not in the best interests of shareholders.

***The Tax Receivable Agreement requires us to make cash payments to MLSH 1 and MLSH 2 in respect of certain tax benefits to which we may become entitled, and we expect that the payments we may be required to make could be substantial.***

Pursuant to the Tax Receivable Agreement we are required to make cash payments to MLSH 1 and MLSH 2, collectively, equal to 85% of the tax benefits, if any, that we actually realize, or, in some circumstances, are deemed to realize, as a result of (i) certain increases in the tax basis of assets of Topco LLC and its subsidiaries resulting from purchases or exchanges of LLC Units, (ii) certain tax attributes related to the LLC Units held by the corporations that merged into our corporate structure as part of the Organizational Transactions (as discussed in Note 11 to our consolidated financial statements), Topco LLC and subsidiaries of Topco LLC that existed prior to our initial public offering and (iii) certain other tax benefits related to our entering into the Tax Receivable Agreement, including tax benefits attributable to payments that we make under the Tax



Receivable Agreement. Any payments made by us to MLSH 1 and MLSH 2 under the Tax Receivable Agreement will generally reduce the amount of overall cash flow that might have otherwise been available to us. To the extent that we are unable to make payments under the Tax Receivable Agreement, such payments generally will be deferred and will accrue interest until paid. Nonpayment for a specified period, however, may constitute a breach of a material obligation under the Tax Receivable Agreement and therefore accelerate payments due under the Tax Receivable Agreement, unless, generally, such nonpayment is due to a lack of sufficient funds. Furthermore, our future obligation to make payments under the Tax Receivable Agreement could make us a less attractive target for an acquisition, particularly in the case of an acquirer that cannot use some or all of the tax benefits that may be deemed realized under the Tax Receivable Agreement. The payments under the Tax Receivable Agreement are also not conditioned upon MLSH 1 maintaining a continued ownership interest in Topco LLC.

Estimating the amount and timing of our realization of tax benefits subject to the Tax Receivable Agreement is by its nature imprecise. The actual amount and timing of any payments under the Tax Receivable Agreement will vary depending upon a number of factors, including the timing of exchanges by MLSH 1, the amount of gain recognized by MLSH 1, the amount and timing of the taxable income we generate in the future and the federal tax rates then applicable. Accordingly, estimating the amount and timing of payments that may become due under the Tax Receivable Agreement is also by its nature imprecise.

We expect that the aggregate payments that we may be required to make under the Tax Receivable Agreement may be substantial. Assuming no material changes in the relevant tax law, we expect that no future payments under the Tax Receivable Agreement relating to the purchase by Maravai LifeSciences Holdings, Inc. of LLC Units from MLSH 1 and the corresponding tax attributes are probable. This determination is based on our estimate of taxable income for the year ended December 31, 2024. Future payments in respect of subsequent exchanges or financings and tax attributes relating to the purchase by the Company of LLC Units from MLSH 1 would be in addition to this amount and may be substantial. The foregoing numbers are merely estimates—the actual payments could differ materially. It is possible that future transactions or events could increase or decrease the actual tax benefits realized and the corresponding Tax Receivable Agreement payments. There may be a material negative effect on our liquidity if, as a result of timing discrepancies or otherwise, the payments under the Tax Receivable Agreement exceed the actual benefits we realize in respect of the tax attributes subject to the Tax Receivable Agreement and/or distributions to Maravai LifeSciences Holdings, Inc. by Topco LLC are not sufficient to permit Maravai LifeSciences Holdings, Inc. to make payments under the Tax Receivable Agreement after it has paid taxes.

Payments under the Tax Receivable Agreement will be based on the tax reporting positions that we determine. Although we are not aware of any issue that would cause the Internal Revenue Service (“IRS”) to challenge a tax basis increase or the availability of tax attributes of the corporations merged into our corporate structure as part of the Organizational Transactions, if any, we will not be reimbursed for any cash payments previously made to MLSH 1 and MLSH 2 pursuant to the Tax Receivable Agreement if any tax benefits initially claimed by us are subsequently disallowed, in whole or in part, by the IRS or other applicable taxing authority. For example, if the IRS later asserts that we did not obtain a tax basis increase or disallows (in whole or in part) the availability of Net Operating Losses (“NOLs”) due to a potential ownership change under Section 382 of the Internal Revenue Code (“IRC” or “the Code”), among other potential challenges, then we would not be reimbursed for any cash payments previously made to MLSH 1 and MLSH 2 pursuant to the Tax Receivable Agreement with respect to such tax benefits that we had initially claimed. Instead, any excess cash payments made by us pursuant to the Tax Receivable Agreement will be netted against any future cash payments that we might otherwise be required to make under the terms of the Tax Receivable Agreement. Nevertheless, any tax benefits initially claimed by us may not be disallowed for a number of years following the initial time of such payment or, even if challenged early, such excess cash payment may be greater than the amount of future cash payments that we might otherwise be required to make under the terms of the Tax Receivable Agreement. Accordingly, there may not be sufficient future cash payments against which to net. The applicable U.S. federal income tax rules are complex, and there can be no assurance that the IRS or a court will not disagree with our tax reporting positions. As a result, it is possible that we could make cash payments under the Tax Receivable Agreement that are substantially greater than our actual cash tax savings.

The Tax Receivable Agreement liability is recorded on the consolidated balance sheets as a contingent liability under ASC 450, “Liabilities,” and reflects management’s assessment that positive future taxable income and realization of cash tax savings are probable. Management’s assessment of whether payment of the Tax Receivable Agreement liability is probable is generally based on the determination as to whether it is more likely than not that the deferred tax assets will be realized. We evaluate the realizability of our deferred tax assets on a quarterly basis and establish valuation allowances when it is more likely than not that all or a portion of a deferred tax asset may not be realized. As of December 31, 2023, we established a full valuation allowance against our deferred tax assets and derecognized the remaining non-current liability under the Tax Receivable Agreement after concluding it was not probable that we would generate sufficient future taxable income to utilize deferred tax assets that would result in payments due under the Tax Receivable Agreement. There have been no changes to our position as of December 31, 2024. If revised forecasts of our future taxable income or other relevant factors result in us releasing all or a portion of the valuation allowance recorded against the deferred tax assets applicable to the aforementioned tax attributes in a future period, the remaining Tax Receivable Agreement liability may be considered probable at that time and recorded on the



consolidated balance sheet and within earnings. It is impossible to predict when and to what extent, if at all, such valuation allowance will be released, and therefore whether we would again be required to recognize all or a portion of the Tax Receivable Agreement liability, which would adversely impact our future results of operations, possibly in a material manner.

Under the Tax Receivable Agreement, we are required to provide MLSH 1 and MLSH 2 with a schedule setting forth the calculation of payments that are due under the TRA with respect to each taxable year in which a payment obligation arises within ninety (90) days after the extended due date of our U.S. federal income tax return for such taxable year. This calculation will be based upon the advice of our tax advisors. The calculation will become final thirty (30) days after it is provided assuming that no objections are made. Payments under the Tax Receivable Agreement will generally be made within five (5) business days after this schedule becomes final pursuant to the procedures set forth in the Tax Receivable Agreement. Interest on such payments will begin to accrue at a rate of Intercontinental Exchange London Interbank Offer Rate (“LIBOR”) for a period of one month (or, if LIBOR ceases to be published, at a rate selected by us in good faith, with characteristics similar to LIBOR or consistent with market practices generally, any such rate, a “Replacement Rate”) plus 100 basis points from the due date (without extensions) of such tax return. Generally, any late payments that may be made under the Tax Receivable Agreement will continue to accrue interest at LIBOR (or a Replacement Rate, as applicable) plus 500 basis points until such payments are made, including any late payments that we may subsequently make because we did not have enough available cash to satisfy our payment obligations at the time at which they originally arose. Given the cessation of LIBOR, we have transitioned to the Secured Overnight Financing Rate (“SOFR”) as the applicable Replacement Rate as allowable under the Tax Receivable Agreement.

***The amounts that we may be required to pay to MLSH 1 and MLSH 2 under the Tax Receivable Agreement may be accelerated in certain circumstances and may also significantly exceed the actual tax benefits that we ultimately realize.***

The Tax Receivable Agreement provides that if (1) certain mergers, asset sales, other forms of business combination or other changes of control were to occur, (2) we breach any of our material obligations under the Tax Receivable Agreement or (3) at any time, we elect an early termination of the Tax Receivable Agreement, then the Tax Receivable Agreement will terminate and our obligations, or our successor’s obligations, to make payments under the Tax Receivable Agreement would accelerate and become immediately due and payable. The amount due and payable in that circumstance is based on certain assumptions, including an assumption that we would have sufficient taxable income to fully utilize all potential future tax benefits that are subject to the Tax Receivable Agreement. We may need to incur debt to finance payments under the Tax Receivable Agreement to the extent our cash resources are insufficient to meet our obligations under the Tax Receivable Agreement as a result of timing discrepancies or otherwise.

As a result of a change in control, material breach or our election to terminate the Tax Receivable Agreement early, (1) we could be required to make cash payments to MLSH 1 and MLSH 2 that are greater than the specified percentage of the actual benefits we ultimately realize in respect of the tax benefits that are subject to the Tax Receivable Agreement and (2) we would be required to make an immediate cash payment equal to the anticipated future tax benefits that are the subject of the Tax Receivable Agreement discounted in accordance with the Tax Receivable Agreement, which payment may be made significantly in advance of the actual realization, if any, of such future tax benefits. In these situations, our obligations under the Tax Receivable Agreement could have a substantial negative impact on our liquidity and could have the effect of delaying, deferring or preventing certain mergers, asset sales, other forms of business combination, or other changes of control. There can be no assurance that we will be able to finance our obligations under the Tax Receivable Agreement.

***Our organizational structure, including the Tax Receivable Agreement, confers certain benefits upon MLSH 1 and MLSH 2 that will not benefit the other common shareholders to the same extent as they will benefit MLSH 1 and MLSH 2.***

Our organizational structure, including the Tax Receivable Agreement, confers certain benefits upon MLSH 1, as the only other LLC Unitholder in Topco LLC, and MLSH 2 that will not benefit the other holders of our Class A common stock to the same extent. We have entered into a Tax Receivable Agreement with MLSH 1 and MLSH 2, which will provide for the payment by us to MLSH 1 and MLSH 2, collectively, of 85% of the amount of tax benefits, if any, that we actually realize, or in some circumstances are deemed to realize, as a result of (i) certain increases in the tax basis of assets of Topco LLC and its subsidiaries resulting from purchases or exchanges of LLC Units, (ii) certain tax attributes of certain of the entities through which GTCR and other existing members of MLSH 1 and MLSH 2 held their ownership interests in MLSH 1, Topco LLC and subsidiaries of Topco LLC that existed prior to our initial public offering and (iii) certain other tax benefits related to our entering into the Tax Receivable Agreement, including tax benefits attributable to payments that we make under the Tax Receivable Agreement. Due to the uncertainty of various factors, we cannot estimate the likely tax benefits we will realize as a result of purchases of LLC Units and LLC Unit exchanges, and the resulting amounts we are likely to pay out to MLSH 1 and MLSH 2 pursuant to the Tax Receivable Agreement; however, we estimate that such payments may be substantial. Although we will retain 15% of the amount of such tax benefits, this and other aspects of our organizational structure may adversely impact the future trading market for the Class A common stock.

***We may not be able to realize all or a portion of the tax benefits that are currently expected to result from the tax attributes covered by the Tax Receivable Agreement and from payments made under the Tax Receivable Agreement.***

Our ability to realize the tax benefits that we currently expect to be available as a result of the attributes covered by the Tax Receivable Agreement, the payments made pursuant to the Tax Receivable Agreement, and the interest deductions imputed under the Tax Receivable Agreement all depend on a number of assumptions, including that we earn sufficient taxable income each year during the period over which such deductions are available and that there are no adverse changes in applicable law or regulations. Additionally, if our actual taxable income were insufficient or there were additional adverse changes in applicable law or regulations, we may be unable to realize all or a portion of the expected tax benefits and our cash flows and shareholders' equity could be negatively affected.

***In certain circumstances, Topco LLC will be required to make distributions to us and MLSH 1 and the distributions may be substantial.***

Topco LLC is treated as a partnership for U.S. federal income tax purposes and, as such, is not subject to U.S. federal income tax. Instead, taxable income is allocated to its members, including us. We expect Topco LLC will continue to make tax distributions quarterly to the LLC Unitholders in Topco LLC (including us), in each case on a pro rata basis based on Topco LLC's net taxable income and without regard to any applicable basis adjustment under Section 743(b) of the Code. Funds used by Topco LLC to satisfy its tax distribution obligations will not be available for reinvestment in our business. Moreover, these tax distributions may be substantial, and will likely exceed (as a percentage of Topco LLC's income) the overall effective tax rate applicable to a similarly situated corporate taxpayer. As a result, it is possible that we will receive distributions significantly in excess of our tax liabilities and obligations to make payments under the Tax Receivable Agreement. While our Board may choose to distribute such cash balances as dividends on our Class A common stock, they will not be required to do so, and may in their sole discretion choose to use such excess cash for any purpose (including an investment of such cash into Topco LLC) depending upon the facts and circumstances at the time of determination. See "Dividend Policy."

***Unanticipated changes in our effective tax rates or adverse outcomes resulting from examination of our income or other tax returns could adversely affect our operating results and financial condition.***

We are subject to income taxes in the U.S. and certain foreign jurisdictions. Our tax liabilities will be subject to the allocation of expenses in differing jurisdictions. Our future effective tax rates could be subject to volatility or adversely affected by a number of factors, including:

- changes in the amount and realizability of our deferred tax assets and liabilities;
- changes in any tax valuation allowances;
- expiration of, or detrimental changes in, research and development tax credit laws; or
- changes in tax laws, regulations or interpretations thereof.

In addition, we may be subject to audits of our income, sales and other transaction taxes by U.S. federal, state and foreign authorities. Outcomes from these audits could have an adverse effect on our operating results and financial condition.

***If we were deemed to be an investment company under the 1940 Act, applicable restrictions could make it impractical for us to continue our business as contemplated and could have a material adverse effect on our business, financial condition, results of operations, cash flows and prospects.***

Under Sections 3(a)(1)(A) and (C) of the 1940 Act, a company generally will be deemed to be an "investment company" for purposes of the 1940 Act if it (1) is, or holds itself out as being, engaged primarily, or proposes to engage primarily, in the business of investing, reinvesting or trading in securities or (2) is engaged, or proposes to engage, in the business of investing, reinvesting, owning, holding or trading in securities and it owns or proposes to acquire investment securities having a value exceeding 40% of the value of its total assets (exclusive of U.S. government securities and cash items) on an unconsolidated basis. We do not believe that we are an "investment company," as such term is defined in either of those sections of the 1940 Act.

As the sole managing member of Topco LLC, we will control and manage Topco LLC. On that basis, we believe that our interest in Topco LLC is not an "investment security" under the 1940 Act. Therefore, we have less than 40% of the value of our total assets (exclusive of U.S. government securities and cash items) in "investment securities." However, if we were to lose the right to manage and control Topco LLC, interests in Topco LLC could be deemed to be "investment securities" under the 1940 Act.

We intend to conduct our operations so that we will not be deemed to be an investment company. However, if we were deemed to be an investment company, restrictions imposed by the 1940 Act, including limitations on our capital structure and our ability to transact with affiliates, could make it impractical for us to continue our business as contemplated and could have a material adverse effect on our business, financial condition, results of operations, cash flows and prospects.

## **Risks Related to Being a Public Company**

***The restatement of our previously issued quarterly financial statements has subjected us to additional costs, risks and uncertainty and may also affect investor confidence and harm our reputation.***

As discussed in Note 18 to our consolidated financial statements included elsewhere in this Annual Report on Form 10-K, we determined that our unaudited condensed consolidated financial statements as of and for the three and six months ended June 30, 2024 and the three and nine months ended September 30, 2024 required restatement primarily to correct an error we identified relating to the timing of revenue recognition for a product sale with non-standard contractual terms. Assessment of the error and the effectiveness of the Company's disclosure controls and procedures and its internal control over financial reporting, the resulting restatement of our unaudited condensed consolidated financial statements for the impacted periods, and the ongoing process of remediating the material weaknesses in our internal control over financial reporting have diverted management's attention and caused us to incur unanticipated expenses for legal, audit and other professional services fees. The restatement and the associated non-reliance on our previously issued quarterly financial statements and other related financial information could also cause investors to lose confidence in our financial reporting and harm our reputation, which in turn, could have a material adverse effect on our business, financial condition, results of operations, cash flows and prospects. We are currently subject to a putative securities class action lawsuit, and face the potential for additional, litigation or regulatory inquiries in connection with or related to the restatement and associated material weaknesses, including claims involving the U.S. federal securities laws. Litigation and any regulatory inquiries are likely to divert management's time and attention and, regardless of the outcome of such litigation, we will incur legal and other costs of defense, which could be significant. Further, if we do not prevail in the litigation, we could be required to pay substantial damages or settlement costs, which could have a material adverse effect on our financial condition, results of operations and cash flows.

***We have identified material weaknesses in our internal control over financial reporting and, if we fail to remediate these material weaknesses in a timely manner or at all, we may not be able to comply with our financial reporting obligations, which could expose us to additional legal and business risks and uncertainties.***

As disclosed in Part II, Item 9A, "Controls and Procedures" in this Annual Report on Form 10-K, we identified the following material weaknesses as of December 31, 2024:

- we did not design and operate effective controls over the Company's revenue process; and
- we did not operate effective controls over the Company's quantitative goodwill impairment assessment.

The material weaknesses related to our revenue process resulted in the restatement of our unaudited condensed consolidated financial statements as of and for the three and six months ended June 30, 2024, and as of and for the three and nine months ended September 30, 2024. As a result of the material weaknesses, management concluded that our internal control over financial reporting was not effective as of December 31, 2024. While we are actively engaged in the process of designing and implementing a plan, including appropriate controls, to remediate the identified material weaknesses, there can be no assurance that our actions will fully remediate the material weaknesses in a timely manner, if at all. The implementation of remediation measures will require validation and testing of the design and operating effectiveness of the respective controls over several financial reporting cycles. If the actions we take do not sufficiently remediate the material weaknesses in a timely manner, our ability to record, process and report financial information accurately could be adversely affected, and there may continue to be a reasonable possibility that these control deficiencies, or others, could result in an additional material misstatement of our financial statements that would not be prevented or detected on a timely basis. If this occurs, it could jeopardize our ability to comply with our financial reporting obligations, including under SEC rules and regulations, NASDAQ listing standards and the financial covenants under our credit agreement, and expose us to additional risks as further discussed below.

***If we are unable to design and maintain proper and effective internal control over financial reporting in the future, or our internal control over financial reporting is determined by us or our auditors to not be operating effectively, we may be exposed to additional risks and investor confidence in us and the value of our Class A common stock could be adversely affected.***

Our management is responsible for establishing and maintaining adequate internal control over financial reporting. Internal control over financial reporting is a process designed to provide reasonable assurance regarding the reliability of financial

reporting and the preparation of financial statements in accordance with GAAP. We are required, pursuant to Section 404 of the Sarbanes-Oxley Act, to furnish a report by management on, among other things, the effectiveness of our internal control over financial reporting. This assessment must be made yearly and must include disclosure of any material weaknesses identified by our management in our internal control over financial reporting. We also must disclose changes made in our internal control and procedures on a quarterly basis. Further, our independent registered public accounting firm must report on the effectiveness of our internal control over financial reporting pursuant to Section 404 of the Sarbanes-Oxley Act.

As noted above and further disclosed in Part II, Item 9A, “Controls and Procedures” of this Annual Report, we identified material weaknesses in our internal control over financial reporting as of December 31, 2024, and as a result, our management concluded that our disclosure controls and procedures and internal control over financial reporting were not effective as of December 31, 2024. While we are actively engaged in the process of designing appropriate controls to address these material weaknesses, there can be no assurance that the actions will fully remediate the material weaknesses in a timely manner or that there will not be additional material weaknesses in our internal control over financial reporting in the future. If we are unable to remediate the identified material weaknesses in a timely manner, or at all, or are otherwise unable to maintain effective internal control over financial reporting in the future, our ability to record, process and report financial information accurately, and to comply with our financial reporting obligations, could be adversely impacted.

If this occurs, it could jeopardize our ability to comply with our financial reporting obligations, including under SEC rules and regulations, NASDAQ listing standards and the financial covenants under our credit agreement, which, in turn, could subject us to regulatory enforcement actions or stockholder litigation, cause us to breach the covenants under our credit agreement, limit our ability to access the credit and capital markets, adversely affect investor confidence in us and the value of our Class A common stock, and harm our reputation, which may make it more difficult for us to market and sell products and services to new and existing customers.

The pending putative securities class action as well as future potential litigation or regulatory enforcement actions will require management attention and resources and cause us to incur unanticipated costs, which could be significant, and raise other risks to our business operations.

## **Risks Related to Our Class A Common Stock**

### ***GTCR controls us, and its interests may conflict with ours or yours in the future.***

As of December 31, 2024, investment entities affiliated with GTCR collectively controlled approximately 52% of the voting power of our outstanding common stock and therefore GTCR controls the outcome of all matters submitted to a vote of our shareholders. This control enables GTCR to control the election of the members of the Board and all other corporate decisions. Even when GTCR ceases to control a majority of the total voting power, for so long as GTCR continues to own a significant percentage of our Class A common stock, GTCR will still be able to significantly influence the composition of our Board and the approval of actions requiring shareholder approval. Accordingly, for such period of time, GTCR will have significant influence with respect to our management, business plans and policies, including the appointment and removal of our officers, decisions on whether to raise future capital and amending our charter and bylaws, which govern the rights attached to our Class A common stock. In particular, for so long as GTCR continues to own a significant percentage of our Class A common stock, GTCR will be able to cause or prevent a change of control of us or a change in the composition of our Board and could preclude any unsolicited acquisition of us. The concentration of ownership could deprive you of an opportunity to receive a premium for your shares of Class A common stock as part of a sale of us and ultimately might affect the market price of our Class A common stock.

We entered into a Director Nomination Agreement with GTCR that provides GTCR the right to nominate to the Board a number of designees equal to at least: (i) 100% of the total number of directors comprising the Board, so long as GTCR beneficially owns shares of Class A common stock and Class B common stock representing at least 40% of the total amount of shares of Class A common stock and Class B common stock it beneficially owned as of November 19, 2020, (ii) 40% of the total number of directors, in the event that GTCR beneficially owns shares of Class A common stock and Class B common stock representing at least 30% but less than 40% of the total amount of shares of Class A common stock and Class B common stock it owned as of November 19, 2020, (iii) 30% of the total number of directors, in the event that GTCR beneficially owns shares of Class A common stock and Class B common stock representing at least 20% but less than 30% of the total amount of shares of Class A common stock and Class B common stock it owned as of November 19, 2020, (iv) 20% of the total number of directors, in the event that GTCR beneficially owns shares of Class A common stock and Class B common stock representing at least 10% but less than 20% of the total amount of shares of Class A common stock and Class B common stock it owns as of November 19, 2020 and (v) one director, in the event that GTCR beneficially owns shares of Class A common stock and Class B common stock representing at least 5% of the total amount of shares of Class A common stock and Class B common stock it owned as of November 19, 2020. The Director Nomination Agreement provides that GTCR may assign such right to a GTCR



affiliate. The Director Nomination Agreement prohibits us from increasing or decreasing the size of our Board without the prior written consent of GTCR.

GTCR and its affiliates engage in a broad spectrum of activities, including investments in our industry generally. In the ordinary course of their business activities, GTCR and its affiliates may engage in activities where their interests conflict with our interests or those of our other shareholders, such as investing in or advising businesses that directly or indirectly compete with certain portions of our business or are suppliers or customers of ours. Our certificate of incorporation provides that none of GTCR, any of its affiliates or any director who is not employed by us (including any non-employee director who serves as one of our officers in both his or her director and officer capacities) or its affiliates has any duty to refrain from engaging, directly or indirectly, in the same business activities or similar business activities or lines of business in which we operate. GTCR also may pursue acquisition opportunities that may be complementary to our business, and, as a result, those acquisition opportunities may not be available to us. In addition, GTCR may have an interest in pursuing acquisitions, divestitures and other transactions that, in its judgment, could enhance its investment, even though such transactions might involve risks to you or may not prove beneficial.

***We are a “controlled company” within the meaning of the rules of NASDAQ and, as a result, we qualify for and rely on exemptions from certain corporate governance requirements. You will not have the same protections as those afforded to shareholders of companies that are subject to such governance requirements.***

Currently, GTCR controls a majority of the voting power of our outstanding common stock. As a result, we are a “controlled company” within the meaning of the corporate governance requirements of NASDAQ. Under these rules, a company of which more than 50% of the voting power for the election of directors is held by an individual, group or another company is a “controlled company” and may elect not to comply with certain corporate governance requirements of NASDAQ, including:

- the requirement that a majority of our Board is composed of “independent directors” as defined under NASDAQ rules;
- the requirement that we have a nominations committee that is composed entirely of independent directors; and
- the requirement that we have a compensation committee that is composed entirely of independent directors.

From time to time, we may rely on these exceptions. Although a majority of our Board is currently composed of independent directors, neither our Compensation and Leadership Development Committee, nor our Nominating, Governance and Risk Committee, consists entirely of independent directors. Accordingly, you may not have the same protections afforded to shareholders of companies that are subject to all of the corporate governance requirements of NASDAQ.

***Provisions of our corporate governance documents could make an acquisition of us more difficult and may prevent attempts by our shareholders to replace or remove our current management, even if beneficial to our shareholders.***

Our certificate of incorporation and bylaws and the Delaware General Corporation Law (the “DGCL”) contain provisions that could make it more difficult for a third party to acquire us, even if doing so might be beneficial to our shareholders. Among other things:

- these provisions allow us to authorize the issuance of undesignated preferred stock, the terms of which may be established and the shares of which may be issued without shareholder approval, and which may include supermajority voting, special approval, dividend, or other rights or preferences superior to the rights of shareholders;
- these provisions provide for a classified board of directors with staggered three-year terms;
- these provisions provide that, at any time when GTCR controls, in the aggregate, less than 40% of the outstanding shares of our Class A common stock, directors may only be removed for cause, and only by the affirmative vote of holders of at least 66 2/3% in voting power of all the then-outstanding shares of our stock entitled to vote thereon, voting together as a single class;
- these provisions prohibit shareholder action by written consent from and after the date on which GTCR controls, in the aggregate, less than 35% in voting power of our stock entitled to vote generally in the election of directors;
- these provisions provide that for as long as GTCR controls, in the aggregate, at least 50% in voting power of our stock entitled to vote generally in the election of directors, any amendment, alteration, rescission or repeal of our bylaws by our shareholders will require the affirmative vote of a majority in voting power of the outstanding shares of our capital stock and at any time when GTCR controls, in the aggregate, less than 50% in voting power of all outstanding shares of our stock entitled to vote generally in the election of directors, any amendment, alteration, rescission or repeal of our bylaws by our shareholders will require the affirmative vote of the holders of at least 66 2/3% in voting power of all the then-outstanding shares of our stock entitled to vote thereon, voting together as a single class; and

- these provisions establish advance notice requirements for nominations for elections to our Board or for proposing matters that can be acted upon by shareholders at shareholder meetings; provided, however, at any time when GTCR controls, in the aggregate, at least 10% in voting power of our stock entitled to vote generally in the election of directors, such advance notice procedure will not apply to GTCR.

We opted out of Section 203 of the DGCL, which generally prohibits a Delaware corporation from engaging in any of a broad range of business combinations with any interested shareholder for a period of three years following the date on which the shareholder became an interested shareholder. However, our certificate of incorporation contains a provision that provides us with protections similar to Section 203, and prevents us from engaging in a business combination with a person (excluding GTCR and any of its direct or indirect transferees and any group as to which such persons are a party) who acquires at least 85% of our Class A common stock for a period of three years from the date such person acquired such common stock, unless board or shareholder approval is obtained prior to the acquisition. These provisions could discourage, delay or prevent a transaction involving a change in control of our company. These provisions could also discourage proxy contests and make it more difficult for you and other shareholders to elect directors of your choosing and cause us to take other corporate actions you desire, including actions that you may deem advantageous, or negatively affect the trading price of our Class A common stock. In addition, because our Board is responsible for appointing the members of our management team, these provisions could in turn affect any attempt by our shareholders to replace current members of our management team.

These and other provisions in our certificate of incorporation, bylaws and Delaware law could make it more difficult for shareholders or potential acquirers to obtain control of our Board or initiate actions that are opposed by our then-current Board, including actions to delay or impede a merger, tender offer or proxy contest involving our company. The existence of these provisions could negatively affect the price of our Class A common stock and limit opportunities for you to realize value in a corporate transaction.

***Our certificate of incorporation designates the Court of Chancery of the State of Delaware as the exclusive forum for certain litigation that may be initiated by our shareholders and the federal district courts of the United States as the exclusive forum for litigation arising under the Securities Act, which could limit our shareholders' ability to obtain a favorable judicial forum for disputes with us.***

Pursuant to our certificate of incorporation, unless we consent in writing to the selection of an alternative forum, the Court of Chancery of the State of Delaware is the sole and exclusive forum for any claims in state court for (1) any derivative action or proceeding brought on our behalf, (2) any action asserting a claim of breach of a fiduciary duty owed by any of our directors, officers or other employees to us or our shareholders, (3) any action asserting a claim against us arising pursuant to any provision of the DGCL, our certificate of incorporation or our bylaws or (4) any other action asserting a claim against us that is governed by the internal affairs doctrine; provided that for the avoidance of doubt, the forum selection provision that identifies the Court of Chancery of the State of Delaware as the exclusive forum for certain litigation, including any "derivative action," will not apply to suits to enforce a duty or liability created by the Securities Act of 1933, as amended (the "Securities Act"), the Securities Exchange Act of 1934, as amended (the "Exchange Act") or any other claim for which the federal courts have exclusive jurisdiction. Our certificate of incorporation also provides that, unless we consent in writing to the selection of an alternative forum, the federal district courts of the United States shall be the exclusive forum for the resolution of any complaint asserting a cause of action arising under the Securities Act. Our certificate of incorporation further provides that any person or entity purchasing or otherwise acquiring any interest in shares of our capital stock is deemed to have notice of and consented to the provisions of our certificate of incorporation described above. The forum selection provisions in our certificate of incorporation may have the effect of discouraging lawsuits against us or our directors and officers and may limit our shareholders' ability to obtain a favorable judicial forum for disputes with us. If the enforceability of our forum selection provisions were to be challenged, we may incur additional costs associated with resolving such challenge. While we currently have no basis to expect any such challenge would be successful, if a court were to find our forum selection provisions to be inapplicable or unenforceable with respect to one or more of these specified types of actions or proceedings, we may incur additional costs associated with having to litigate in other jurisdictions, which could have an adverse effect on our business, financial condition, results of operations, cash flows and prospects and result in a diversion of the time and resources of our employees, management and board of directors.

***If our existing investors sell a significant portion of our total outstanding shares of Class A common stock, the market price of our Class A common stock could drop significantly, even if our business is doing well.***

Sales of a substantial number of shares of our Class A common stock in the public market could occur at any time. As of December 31, 2024, we had 141,976,348 outstanding shares of Class A common stock, 20,150,005 of which were held by MLSH 2, and further, as of December 31, 2024, an additional 110,684,080 shares of Class A common stock are issuable upon the exchange by MLSH 1 of its interest in Topco. Because each of MLSH 1 and MLSH 2 is controlled by GTCR and is considered an "affiliate" of ours, the shares of Class A common stock held by MLSH 1 and MLSH 2 are subject to certain

restrictions on resale imposed by U.S. federal securities laws. However, pursuant to a registration rights agreement, MLSH 1 and MLSH 2 have the right to request that we register these shares in which case the shares would be able to be freely sold in the public market without such restrictions. These sales, or the perception in the market that the holders of a large number of shares of Class A common stock intend to sell shares, could reduce the market price of our Class A common stock.

***Because we have no current plans to pay regular cash dividends on our Class A common, you may not receive any return on investment unless you sell your Class A common stock for a price greater than that which you paid for it.***

We do not anticipate paying any regular cash dividends on our Class A common stock. Any decision to declare and pay dividends in the future will be made at the discretion of our Board and will depend on, among other things, our results of operations, financial condition, cash requirements, contractual restrictions and other factors that our Board may deem relevant. In addition, our ability to pay dividends is, and may be, limited by covenants of existing and any future outstanding indebtedness we or our subsidiaries incur. Therefore, any return on investment in our Class A common stock is solely dependent upon the appreciation of the price of our Class A common stock on the open market, which may not occur.

***We may issue shares of preferred stock in the future, which could make it difficult for another company to acquire us or could otherwise adversely affect holders of our Class A common stock, which could depress the price of our Class A common stock.***

Our certificate of incorporation authorizes us to issue one or more series of preferred stock. Our Board has the authority to determine the preferences, limitations and relative rights of the shares of preferred stock and to fix the number of shares constituting any series and the designation of such series, without any further vote or action by our shareholders. Our preferred stock could be issued with voting, liquidation, dividend and other rights superior to the rights of our Class A common stock. The potential issuance of preferred stock may delay or prevent a change in control of us, discouraging bids for our Class A common stock at a premium to the market price, and materially adversely affect the market price and the voting and other rights of the holders of our Class A common stock.

#### **Item 1B. Unresolved Staff Comments**

None.

#### **Item 1C. Cybersecurity**

##### ***Risk Management and Strategy***

Our cybersecurity risk management processes include technical security controls, policy enforcement mechanisms, monitoring systems, contractual arrangements, tools and related services, and management oversight to assess, identify and manage risks from cybersecurity threats. We implement risk-based controls to protect our information, information systems, business operations, and products and related services. We have adopted security-control principles based on the National Institute of Standards and Technology Cybersecurity Framework (“NIST”), other global standards, and contractual requirements, as applicable. We also leverage government partnerships, industry and government associations, third-party benchmarking, audits, threat intelligence feeds, and other similar resources to inform our cybersecurity efforts and allocate resources.

We maintain an information security program that includes physical, administrative and technical safeguards, and we maintain plans and procedures whose objective is to help us prevent and timely and effectively respond to cybersecurity incidents. Through our cybersecurity risk management process, we continuously monitor cybersecurity vulnerabilities and potential attack vectors and evaluate the potential operational and financial effects of cybersecurity risk countermeasures made to defend against such threats. This process has been integrated into our Enterprise Risk Management program and our Compliance Risk Management program, both of which are overseen by our Board of Directors. In addition, we engage third-party consultants to assist us in assessing, enhancing, implementing, and monitoring our cybersecurity risk management programs, including conducting penetration testing, phishing campaigns, and vulnerability assessments, and responding to any incidents.

We also assess the risks from cybersecurity threats of our suppliers and third-party service providers. We also require our suppliers and third-party service providers to adopt security-control principles based on NIST or similar global standards.

We have experienced, and may in the future experience, whether directly or through our supply chain or other channels, cybersecurity incidents. While prior incidents have not had a material impact on us, future incidents could have a material impact on our business, operations, and reputation. Although our cybersecurity risk management processes are designed to help prevent, detect, respond to, and mitigate the impact of such incidents, there is no guarantee that they will be sufficient to prevent or mitigate the risk of a cyberattack or the potentially serious reputational, operational, legal or financial impacts that may result. See “*Our internal computer systems, or those of our customers, collaborators or other contractors, have been and may*

*in the future be subject to cyber-attacks or security breaches, which could result in a material disruption of our product development programs or otherwise adversely affect our business, financial condition, results of operations, cash flows and prospects” within Item 1A, “Risk Factors” in this Annual Report on Form 10-K.*

## **Governance**

Our Board has overall responsibility for risk oversight. Oversight of certain of the Company’s key risks is specifically allocated to Board committees based on their respective areas of expertise. The Nominating, Governance and Risk Committee assists the Board in overseeing risks specific to cybersecurity. Pursuant to its written charter, the Nominating, Governance and Risk Committee is charged with overseeing our management’s efforts to identify, evaluate and mitigate major risks related to cybersecurity, data protection controls, business continuity/disaster recovery systems and other information security matters, and periodically reviews our approach to the identification, evaluation and mitigation of such risks with the Board. Our Vice President, Information Technology (“VP of IT”), together with our General Counsel, briefs the Nominating, Governance and Risk Committee on cybersecurity risks at selected meetings. These briefings include assessments of the threat landscape, updates on incidents, and reports on our investments in cybersecurity risk mitigation and governance. To the extent that a significant cybersecurity event occurs, the Nominating, Governance and Risk Committee would also receive periodic updates from senior management, including the VP of IT, the General Counsel, and the relevant Company third-party consultants on any significant cybersecurity events. Such updates would include, as applicable and relevant, the nature, scope and timing of the event; the type and scale of information or data has been accessed, exfiltrated or encrypted; the systems involved; what is known about the threat actor, such as capabilities and demands, if any; management’s ongoing assessment of the impacts or likely impacts of the intrusion; the possibility of litigation or regulatory investigations or actions; and any other information that management finds relevant and that would aid in the assessment of the materiality of the impact of the intrusion.

Our Information Technology (IT) Department and Legal Department work together and are jointly responsible for developing and coordinating our enterprise-wide cybersecurity policy and strategy, including managing our cybersecurity risk management processes. The VP of IT and the General Counsel report to the Company’s senior leadership team on progress towards specific cybersecurity objectives.

Vijay Mani is our VP of IT. He is responsible for managing our information security, developing cybersecurity strategy, and implementing effective information and cybersecurity programs. Mr. Mani has 16 years of experience working in leadership roles in information technology, as well as relevant degrees and certifications, including an Advanced Computer Security Certificate from Stanford University. He reports directly to our Chief Financial Officer and meets periodically with the Nominating, Governance and Risk Committee.

## **Item 2. Properties**

Our corporate headquarters and certain of our research and development operations are located in San Diego, California. The facilities serve as the principal hub of operations for our nucleic acid production business and were purpose built to expand the capacity of this business segment while adding specialized capabilities in the form of clean rooms, air handling, waste and solvent handling, and GMP capabilities. Our facility leases expire at varying dates through 2038, not including renewals that are at our option.

All facilities are leased. A summary of our facilities is listed below.

Location	Approx. Square Footage	Segment
San Diego, CA	237,000	Nucleic Acid Production
Sterling, VA	21,000	Nucleic Acid Production
Leland, NC	46,000	Biologics Safety Testing
Southport, NC	20,000	Biologics Safety Testing
Jupiter, FL	17,000	Nucleic Acid Production

## **Item 3. Legal Proceedings**

From time to time, we may be involved in various legal proceedings and subject to claims that arise in the ordinary course of business. Although the results of litigation and claims are inherently unpredictable and uncertain, we are not currently a party to any legal proceedings the outcome of which, if determined adversely to us, are believed to, either individually or taken together, have a material adverse effect on our business, operating results, cash flows or financial condition. Regardless of the outcome, litigation has the potential to have an adverse impact on us because of defense and settlement costs, diversion of management resources, and other factors. See Item 1A. “Risk Factors—Risks Related to Our Intellectual Property—Intellectual property



litigation and other proceedings could cause us to spend substantial resources and distract our personnel from their normal responsibilities” and “Risk Factors—Risks Related to Our Intellectual Property—If we are sued for infringing, misappropriating, or otherwise violating intellectual property rights of third parties, such litigation could be costly and time consuming and could prevent or delay us from developing or commercializing our current or future products.”

**Item 4. Mine Safety Disclosures**

Not applicable.

## Part II.

### Item 5. Market for Registrant's Common Equity, Related Stockholder Matters and Issuer Purchases of Equity Securities

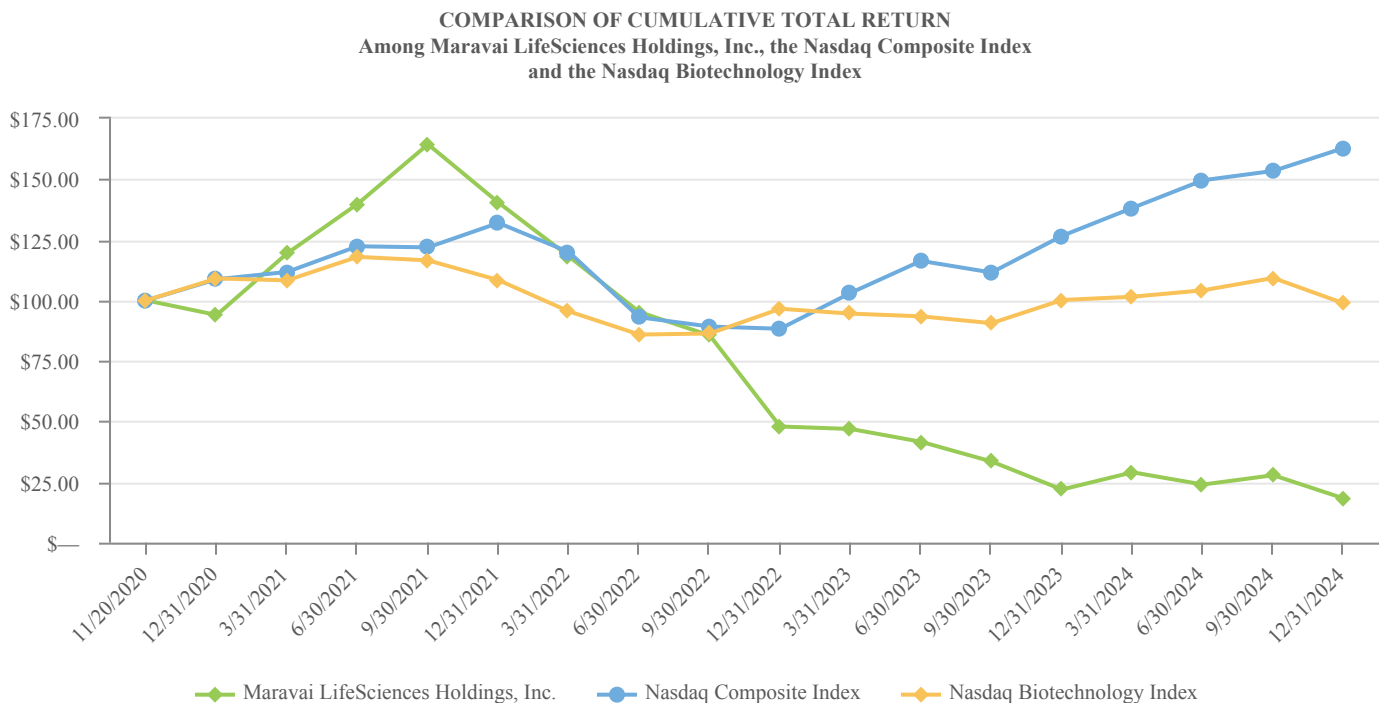
#### Market Information

Our Class A common stock trades on The Nasdaq Global Select Market under the symbol “MRVI.”

Our Class B common stock is not listed nor traded on any stock exchange.

#### Stock Performance Graph

The following graph shows the total stockholder's return on an investment of \$100 in cash at market close on November 20, 2020 (the first day of trading of our common stock), through December 31, 2024 for (i) our Class A common stock, (ii) the Nasdaq Composite Index and (iii) the Nasdaq Biotechnology Index. Pursuant to applicable Securities and Exchange Commission rules, all values assume reinvestment of pre-tax amount of all dividends; however, no dividends have been declared on our Class A common stock to date. The stockholder return shown in the graph below may not be indicative of future stock price performance, and we do not make or endorse any predictions as to future stockholder return. This graph shall not be deemed “soliciting material” or be deemed “filed” for purposes of Section 18 of the Exchange Act, or otherwise subject to the liabilities under that Section, and shall not be deemed to be incorporated by reference into any of our filings under the Securities Act whether made before or after the date hereof and irrespective of any general incorporation language in any such filing.



#### Holders of Common Stock

As of March 11, 2025, there were two holders of record of our Class A common stock. This number does not include a greater number of beneficial holders of our Class A common stock whose shares are held by clearing houses, banks, brokers and other financial institutions which are aggregated into a single holder of record.

As of March 11, 2025, there was one holder of record of our Class B common stock.

#### Dividend Policy

We currently intend to retain all available funds and any future earnings to fund the development and growth of our business and to repay indebtedness and, therefore, we do not anticipate paying any cash dividends in the foreseeable future. Additionally,

because we are a holding company, our ability to pay dividends on our Class A common stock may be limited by restrictions on the ability of our subsidiaries to pay dividends or make distributions to us. Any future determination to pay dividends will be at the discretion of our Board, subject to compliance with covenants in current and future agreements governing our and our subsidiaries' indebtedness, including our credit agreement, and will depend on our results of operations, financial conditions, capital requirements and other factors that our Board deems relevant.

### Equity Compensation Plan Information

The following table sets forth information as of December 31, 2024 regarding shares of our Class A common stock that may be issued under the Company's equity compensation plans, consisting of our 2020 Omnibus Incentive Plan and our 2020 Employee Stock Purchase Plan.

Plan Category	Number of securities to be issued upon exercise of outstanding options, warrants and rights (a)	Weighted-average exercise price of outstanding options, warrants and rights	Number of securities available for future issuance under equity compensation plans (excluding securities reflected in column (a))
Equity compensation plans approved by security holders <sup>(1) (2)</sup>	11,023,468	\$ 6.01	62,828,656
Total	11,023,468	\$ 6.01	62,828,656

- (1) Includes 10,215,364 shares of our Class A common stock that remain available for purchase under the 2020 Employee Stock Purchase Plan and 65,088,616 shares of our Class A common stock that remain available for grant under the 2020 Omnibus Incentive Plan. The 2020 Omnibus Incentive Plan provides for an automatic increase in the number of shares reserved for issuance thereunder on January 1 of each calendar year during the term of the Plan, equal to the lesser of (a) 4.0% of the aggregate number of shares and shares of Class B common stock outstanding on the final day of the immediately preceding calendar year and (b) such smaller number of shares as determined by our Board of Directors (the "Board"). The 2020 Employee Stock Purchase Plan also provides for an automatic increase in the number of shares reserved for issuance thereunder on January 1 of each calendar year during the term of the plan, equal to the lesser of (a) 1.25% of the aggregate number of shares and shares of Class B common stock outstanding on the final day of the immediately preceding calendar year and (b) such smaller number of shares as is determined by the Board, provided that the shares reserved under the ESPP shall not exceed an aggregate of 10,948,877 shares of our Class A common stock.
- (2) The weighted average exercise price includes restricted stock unit and performance stock unit awards that can be exercised for no consideration. The weighted average exercise price excluding these restricted stock units and performance stock units is \$20.18.

### Item 6. Reserved

### Item 7. Management's Discussion and Analysis of Financial Condition and Results of Operations

*You should read the following discussion and analysis of financial condition and results of operations together with our audited consolidated financial statements and related notes included elsewhere in this Annual Report on Form 10-K. This discussion and analysis reflects our historical consolidated results of operations and financial position, and contains forward-looking statements that involve risks and uncertainties. Our actual results could differ materially from those discussed in or implied by these forward-looking statements. Factors that could cause or contribute to such differences include, but are not limited to, those discussed in Item 1A. "Risk Factors." Please also see the section titled "Special Note Regarding Forward Looking Statements." We were incorporated in August 2020 and, pursuant to the organizational transactions described in Note 1 to our consolidated financial statements, became a holding company whose principal asset is a controlling equity interest in Topco LLC. As the sole managing member of Topco LLC, we operate and control the business and affairs of Topco LLC and its subsidiaries. Accordingly, we consolidate Topco LLC in our consolidated financial statements and report a non-controlling interest related to the portion of Topco LLC not owned by us. Because the organizational transactions were considered transactions between entities under common control, the consolidated financial statements for periods prior to the organizational transactions and the initial public offering have been adjusted to combine the previously separate entities for presentation purposes. Unless otherwise noted or the context otherwise requires, references in this Annual Report on Form 10-K to "we," "us" or "our" refer to Maravai LifeSciences Holdings, Inc. and its subsidiaries.*

This discussion and analysis generally addresses 2024 and 2023 items and year-over-year comparisons between 2024 and 2023. Discussions of 2022 items and year-over-year comparisons between 2023 and 2022 that are not included in this Annual Report on Form 10-K can be found in Part II, Item 7 of our 2023 Annual Report on Form 10-K filed with the SEC on February 29, 2024.

## Overview

We are a leading life sciences company providing critical products to enable the development of drug therapies, diagnostics, novel vaccines and support research on human diseases. Our customers include the top global biopharmaceutical companies ranked by research and development expenditures according to industry consultants, and many other emerging biopharmaceutical and life sciences research companies, as well as leading academic research institutions and *in vitro* diagnostics companies. Our products address the key phases of biopharmaceutical development and include complex nucleic acids for diagnostic and therapeutic applications and antibody-based products to detect impurities during the production of biopharmaceutical products.

We have and will continue to build a transformative life sciences products company by acquiring businesses and accelerating their growth through capital infusions and industry expertise. Biomedical innovation is dependent on a reliable supply of reagents in the fields of nucleic acid production and biologics safety testing. From inventive startups to the world's leading biopharmaceutical, vaccine, diagnostics and gene and cell therapy companies, these customers turn to us to solve their complex discovery challenges and help them streamline and scale their supply chain needs beginning from research and development through clinical trials to commercialization.

Our primary end customers are biopharmaceutical companies who are pursuing novel research and product development programs. Our customers also include a range of government, academic and biotechnology institutions.

As of December 31, 2024, we employed a team of over 570 full-time employees, approximately 28% of whom have advanced degrees.

We primarily utilize a direct sales model for our sales to our customers in North America. Our international sales, primarily in Europe and Asia Pacific, are through a combination of third-party distributors as well as via a direct sales model. The percentage of our total revenue derived from customers in North America was 49.0% and 48.8% for the years ended December 31, 2024 and 2023, respectively.

We generated revenue of \$259.2 million and \$288.9 million for the years ended December 31, 2024 and 2023, respectively.

Total revenue by segment was \$196.3 million in Nucleic Acid Production and \$62.8 million in Biologics Safety Testing for the year ended December 31, 2024. Total revenue by segment was \$224.8 million in Nucleic Acid Production and \$64.2 million in Biologics Safety Testing for the year ended December 31, 2023.

We focus a substantial portion of our resources supporting our core business segments. We are actively pursuing opportunities to expand our customer base both domestically and internationally by fostering strong relationships with both existing and new customers and distributors. Our management team has experience working with biopharmaceutical, vaccine, diagnostics and gene and cell therapy companies as well as academic and research scientists. We also intend to continue making investments in our overall infrastructure and business segments to support our growth. We incurred aggregate selling, general, and administrative expenses of \$161.8 million and \$151.4 million for the years ended December 31, 2024 and 2023, respectively.

Our research and development efforts are geared towards meeting our customers' needs. We incurred research and development expenses of \$19.2 million and \$17.3 million for the years ended December 31, 2024 and 2023, respectively. We intend to continue to invest in research and development and new products and technologies to support our customers' needs for the foreseeable future.

## 2024 and Recent Developments

### *Goodwill Impairment*

In connection with preparing our financial statements for the third quarter of 2024, we tested our reporting units for potential goodwill impairment in response to impairment indicators identified during our forecasting process. We revised our long-term forecast to reflect lower projected near-term revenues due to lower demand in research and discovery products within our Nucleic Acid Production business. This revision also considered the slower than expected transition to new mRNA clinical trials as customers prioritize existing programs and more conservatively invest in new programs as the results of continued macroeconomic pressures. As such, we performed a quantitative goodwill impairment test on each of our four reporting units and as a result, we concluded that the TriLink reporting unit, which is contained in the Nucleic Acid Production segment, had a carrying value that exceeded its estimated fair value. As a result, we recorded goodwill impairment of \$154.2 million on the consolidated statements of operations, which was the entire goodwill balance at the TriLink reporting unit. No impairment was recorded for any of our remaining three reporting units.

In connection with preparing our financial statements for the year ended December 31, 2024, we tested our reporting units for potential goodwill impairment in response to impairment indicators identified during our forecast process and the sustained



decline in our stock price. As of December 31, 2024, we revised our long-term forecast to reflect lower projected near-term revenues due to lower demand in enzyme products within our Nucleic Acid Production business. As such, we performed a quantitative goodwill impairment test on each of our reporting units with goodwill as of December 31, 2024, and as a result, we concluded that the Alphazyme reporting unit, which is contained in the Nucleic Acid Production segment, had a carrying value that exceeded its estimated fair value. As a result, we recorded goodwill impairment of \$11.9 million on the consolidated statements of operations. No impairment was recorded for any of our other reporting units at that time.

See Note 4 to our consolidated financial statements for additional information.

#### *Voluntary Prepayments on Term Loan*

In December 2024, we voluntarily pre-paid, using cash on hand, \$228.0 million of aggregate principal amount of the \$600.0 million term loan facility provided under our credit agreement (“Term Loan”). There were no prepayment penalties associated with this prepayment of principal. As a result of the prepayment, we wrote off a portion of pre-existing deferred financing costs associated with the Term Loan.

#### *Acquisition of Assets and Intellectual Property from Molecular Assemblies*

In January 2025, we acquired assets and intellectual property from Molecular Assemblies, expanding TriLink’s ability to enable customers to develop next-generation mRNA and clustered regularly interspaced short palindromic repeats nucleic acid-based therapies. The total consideration for this acquisition was a purchase price of \$11.5 million, subject to customary post-closing adjustments.

#### *Acquisition of Officinae Bio*

In February 2025, we completed the acquisition of the DNA and RNA business of Officinae Bio (“Officinae”), a privately held technology company with a proprietary digital platform designed with artificial intelligence and machine learning capabilities to support the biological design of therapeutics. The total consideration to acquire Officinae consisted of a base cash provisional purchase price of \$10.0 million, subject to customary post-closing adjustments, and potential contingent consideration payments of up to \$35.0 million, with \$5.0 million of such contingent consideration payable in cash upon the achievement of a certain milestone and up to an additional \$30.0 million payable in a mix of cash and shares of our Class A common stock upon the achievement of certain milestones.

#### ***Trends and Uncertainties***

Our results of operations and cash flows substantially benefit from high-volume sales of our proprietary CleanCap® analogs for commercial phase vaccine programs. We estimate that revenue from high-volume sales of CleanCap for commercial phase vaccine programs represented approximately 25.4% and 21.0% of our total revenues for the years ended December 31, 2024 and 2023, respectively. The amount, timing and durability of future high-volume CleanCap orders have become increasingly difficult to forecast because historical customers for such orders have been unable or unwilling to provide visibility into their anticipated future needs and plans to purchase CleanCap. If high-volume orders for CleanCap do not materialize in the future at similar or greater levels than they have in the past it will significantly decrease our revenue and cash flow which, in turn, could have a material adverse impact on our operating results and financial condition in the future.

While we believe that the long-term trend of biopharmaceutical customers relying on outside parties to provide important inputs and services for their clinical research and manufacturing remains a long-term growth driver for us, lower demand for research and discovery products within our Nucleic Acid Production business coupled with slower than expected mRNA clinical trial progressions negatively impacted our revenue and operating results in the year ended December 31, 2024, which trend may continue and result in slower growth and/or cause a further decline in our revenues in the future.

Our businesses also continue to see headwinds from a general contraction in economic activity in Asia, particularly in China, which may negatively impact our revenue derived from those markets. See more information under Part I, Item 1. Business.

#### ***How We Assess Our Business***

We consider a variety of financial and operating measures in assessing the performance of our business. The key measures we use to determine how our business is performing are revenue and Adjusted EBITDA.

Adjusted EBITDA is a non-GAAP financial performance measure that we define as net (loss) income adjusted for interest, provision for income taxes, depreciation, amortization and stock-based compensation expenses. Adjusted EBITDA reflects further adjustments to eliminate the impact of certain items, including certain non-cash and other items, that we do not consider representative of our ongoing operating performance.

Management uses Adjusted EBITDA to evaluate the financial performance of our business and the effectiveness of our business strategies. We present Adjusted EBITDA because we believe this performance measure is frequently used by analysts, investors and other interested parties to evaluate companies in our industry and they facilitate comparisons of performance on a consistent basis across reporting periods. Further, we believe this performance measure is helpful in highlighting trends in our operating results because it excludes items that are not indicative of our core operating performance. Adjusted EBITDA is also a component of the financial covenant under our credit agreement that governs our ability to access more than \$58.5 million in aggregate letters of credit and available borrowings under the \$167.0 million revolving credit facility provided under our credit agreement (the “Revolving Credit Facility”). In addition, if we borrow more than \$58.5 million under the Revolving Credit Facility, we are required to maintain a specified net leverage ratio. See “*Liquidity and Capital Resources—Credit Agreement*” below for a discussion of this financial covenant.

Adjusted EBITDA is not a GAAP-based measure and therefore, may have limitations as an analytical tool and you should not consider it in isolation, or as a substitute for analysis of our results as reported under GAAP. We may in the future incur expenses similar to the adjustments in the presentation of Adjusted EBITDA. In particular, we expect to incur meaningful share-based compensation expense in the future. Other limitations include that Adjusted EBITDA do not reflect:

- all expenditures or future requirements for capital expenditures or contractual commitments;
- changes in our working capital needs;
- provision for income taxes, which may be a necessary element of our costs and ability to operate;
- the costs of replacing the assets being depreciated, which will often have to be replaced in the future;
- the non-cash component of employee compensation expense; and
- the impact of earnings or charges resulting from matters we consider not to be reflective, on a recurring basis, of our ongoing operations.

In addition, Adjusted EBITDA is not a measure of financial performance under GAAP and may not be comparable to similarly titled measures used by other companies in our industry or across different industries.

## **Components of Results of Operations**

### ***Revenue***

Our revenue consists primarily of product revenue and, to a much lesser extent, service revenue. We generated total consolidated revenue of \$259.2 million and \$288.9 million for the years ended December 31, 2024 and 2023, respectively, through the following segments: (i) Nucleic Acid Production and (ii) Biologics Safety Testing.

#### ***Nucleic Acid Production Segment***

Our Nucleic Acid Production segment focuses on the manufacturing and sale of highly modified nucleic acids products to support the needs of customers’ research, therapeutic and vaccine programs. This segment also provides research products for labeling and detecting proteins in cells and tissue samples.

#### ***Biologics Safety Testing Segment***

Our Biologics Safety Testing segment focuses on manufacturing and selling biologics safety and impurity tests and assay development services that are utilized by our customers in their biologic drug manufacturing activities.

### ***Cost of Revenue***

Cost of revenue associated with our products primarily consists of manufacturing related costs incurred in the production process, including personnel and related costs, stock-based compensation expense, inventory write-downs, costs of materials, labor and overhead, packaging and delivery costs and allocated costs, including facilities, information technology, depreciation, and amortization of intangibles. Cost of revenue also includes adjustments for excess, obsolete or expired inventory, and idle capacity. Cost of revenue associated with our services primarily consists of personnel and related costs, stock-based compensation expense, cost of materials and allocated costs, including facilities and information technology costs. Costs of services were not material for the years ended December 31, 2024 and 2023.

## ***Operating Expenses***

### ***Selling, General and Administrative***

Our selling, general and administrative expenses primarily consist of salaries, benefits and stock-based compensation expense for our employees in our commercial sales functions, marketing, executive, accounting and finance, legal and human resource functions as well as travel expenses, professional services fees, such as consulting, audit, tax and legal fees, general corporate costs and allocated costs, including facilities, information technology and amortization of intangibles.

We expect that our selling, general and administrative expenses will gradually increase in future periods, primarily due to expanding facilities footprint to support anticipated long-term growth in the business, costs incurred in increasing our presence globally, and increases in marketing activities to drive awareness and adoption of our products and services.

### ***Research and Development***

Research and development costs primarily consist of salaries, benefits, stock-based compensation expense, outside contracted services, cost of supplies, in-process research and development costs from asset acquisitions and allocated facilities costs for employees engaged in research and development of products and services. We expense all research and development costs in the period in which they are incurred. Payment made prior to the receipt of goods or services to be used in research and development are recognized as prepaid assets until the goods are received or services are rendered.

We expect our research and development costs will increase to support our research and development efforts, including meeting our customers' needs.

### ***Change in Estimated Fair Value of Contingent Consideration***

Change in estimated fair value of contingent consideration consists of fair value adjustments to contingent consideration liabilities associated with completed acquisitions. These adjustments are based on our assessment of the probability of achieving certain revenue thresholds and other probability factors.

### ***Goodwill Impairment***

Goodwill impairment is recorded in connection with the impairment testing of our goodwill, and is performed at least annually and more frequently if changes in facts and circumstances indicate that the fair value of our reporting units may be less than their carrying amount. In connection with the preparation of our financial statements for the third and fourth quarters of 2024, we performed quantitative goodwill impairment tests which resulted in a total goodwill impairment of \$166.2 million. See Note 4 to our consolidated financial statements for additional information.

### ***Restructuring***

Restructuring costs primarily consist of severance and other employee-related costs, facility and other exit costs, professional fees and other restructuring costs resulting from the Cost Realignment Plan, which was implemented in November 2023. See Note 3 to our consolidated financial statements for additional information.

## ***Other Income (Expense)***

### ***Interest Expense***

Interest expense consists of interest costs and the related amortization of the debt discount and deferred issuance costs on our outstanding debt, changes in the fair value of our interest rate cap agreement, and interest costs on our finance lease liabilities.

### ***Interest Income***

Interest income consists of interest earned on our cash balances and short-term investments in money market funds held at financial institutions.

### ***Loss on extinguishment of debt***

Loss on extinguishment of debt represents the write-off of remaining unamortized debt issuance costs in connection with the voluntary partial prepayment of our Term Loan and the write-off of capitalized financing costs for the refinancing of our revolving credit facility.

#### *Change in Payable to Related Parties Pursuant to the Tax Receivable Agreement*

During the years ended December 31, 2024 and 2023, we determined that making a payment under the Tax Receivable Agreement for subsequent years was not probable under *Accounting Standards Codification 450 - Contingencies* as a result of a valuation allowance having been recorded against our deferred tax assets, and therefore, that it is more likely than not that we will not generate sufficient future taxable income to utilize related tax benefits that would result in a payment under the Tax Receivable Agreement. As a result, we remeasured the non-current portion of the liability due under the Tax Receivable Agreement to zero as of December 31, 2023 and recorded a corresponding gain on Tax Receivable Agreement liability remeasurement. There have been no changes to our position as of December 31, 2024.

#### *Other Income (Expense)*

Other income (expense) primarily consists of adjustments to the indemnification asset recorded in connection with the acquisition of MyChem, LLC, which was completed in January 2022.

#### *Income Tax Expense (Benefit)*

As a result of our ownership of LLC Units in Topco LLC, we are subject to U.S. federal, state and local income taxes with respect to our allocable share of any taxable income of Topco LLC and will be taxed at the prevailing corporate tax rates. In addition, we evaluate the realizability of our deferred tax assets on a quarterly basis and establish valuation allowances when it is more likely than not that all or a portion of a deferred tax asset may not be realized. During the year ended December 31, 2023, we recognized a full valuation allowance against our deferred tax assets and recorded a corresponding income tax expense. There have been no changes to our position as of December 31, 2024.

#### *Non-Controlling Interests*

Non-controlling interests represent the portion of profit or loss, net assets and comprehensive income or loss of our consolidated subsidiaries that is not allocable to the Company based on our percentage of ownership of such entities. Income or loss attributed to the non-controlling interests is based on the LLC Units outstanding during the period and is presented on the consolidated statements of operations. As of December 31, 2024, we held approximately 56.2% of the outstanding LLC Units of Topco LLC, and MLSH 1 held approximately 43.8% of the outstanding LLC Units of Topco LLC.



## Results of Operations

The results of operations presented below should be reviewed in conjunction with the consolidated financial statements and notes included elsewhere in this Annual Report on Form 10-K.

	Year Ended December 31,		
	2024	2023	Year-Over-Year Change
	(in thousands, except per share data)		
Revenue	\$ 259,185	\$ 288,945	(10.3)%
Operating expenses:			
Cost of revenue <sup>(1)</sup>	150,876	148,743	1.4 %
Selling, general and administrative <sup>(1)</sup>	161,771	151,390	6.9 %
Research and development <sup>(1)</sup>	19,221	17,280	11.2 %
Change in estimated fair value of contingent consideration	(2,003)	(3,286)	(39.0)%
Goodwill impairment	166,151	—	*
Restructuring <sup>(1)</sup>	(1,214)	6,466	*
Total operating expenses	494,802	320,593	54.3 %
Loss from operations	(235,617)	(31,648)	644.5 %
Other (expense) income, net	(25,865)	649,384	(104.0)%
(Loss) income before income taxes	(261,482)	617,736	(142.3)%
Income tax (benefit) expense	(1,860)	756,111	(100.2)%
Net loss	\$ (259,622)	\$ (138,375)	87.6 %
Net loss attributable to non-controlling interests	(114,776)	(19,346)	493.3 %
Net loss attributable to Maravai LifeSciences Holdings, Inc.	<u>\$ (144,846)</u>	<u>\$ (119,029)</u>	21.7 %
Net loss per Class A common share attributable to Maravai LifeSciences Holdings, Inc., basic and diluted	\$ (1.05)	\$ (0.90)	
Weighted average number of Class A common shares outstanding, basic and diluted	137,906	131,919	
Adjusted EBITDA (Non-GAAP financial measure)	\$ 35,922	\$ 65,309	

\* Not meaningful

(1) Includes stock-based compensation expense as follows (in thousands, except percentages):

	Year Ended December 31,		
	2024	2023	Year-Over-Year Change
Cost of revenue	\$ 9,649	\$ 7,324	31.7 %
Selling, general and administrative	36,023	24,650	46.1 %
Research and development	4,968	2,715	83.0 %
Restructuring	(1,225)	(101)	1112.9 %
Total stock-based compensation expense	<u>\$ 49,415</u>	<u>\$ 34,588</u>	42.9 %

## Revenue

Consolidated revenue by segment was as follows for the periods presented (in thousands, except percentages):

	Year Ended December 31,			Percentage of Revenue	
	2024	2023	Year-Over-Year Change	2024	2023
Nucleic Acid Production	\$ 196,345	\$ 224,769	(12.6)%	75.8 %	77.8 %
Biologics Safety Testing	62,840	64,176	(2.1)%	24.2 %	22.2 %
Total revenue	<u>\$ 259,185</u>	<u>\$ 288,945</u>	<u>(10.3)%</u>	<u>100.0 %</u>	<u>100.0 %</u>

Total revenue was \$259.2 million for the year ended December 31, 2024 compared to \$288.9 million for the year ended December 31, 2023, representing a decrease of \$29.8 million, or 10.3%.

Nucleic Acid Production revenue decreased from \$224.8 million for the year ended December 31, 2023 to \$196.3 million for the year ended December 31, 2024, representing a decrease of \$28.4 million, or 12.6%. The decrease in Nucleic Acid Production was primarily driven by lower demand for research and discovery products.

Biologics Safety Testing revenue decreased from \$64.2 million for the year ended December 31, 2023 to \$62.8 million for the year ended December 31, 2024, representing a decrease of \$1.3 million, or 2.1%. The decrease was primarily driven by lower demand in the bioprocessing market, particularly in China.

## Segment Information

Management has determined that adjusted earnings before interest, tax, depreciation and amortization is the profit or loss measure used to make resource allocation decisions and evaluate segment performance. Adjusted EBITDA assists management in comparing the segment performance on a consistent basis for purposes of business decision-making by removing the impact of certain items that management believes do not directly reflect our core operations and, therefore, are not included in measuring segment performance. We define Adjusted EBITDA as net (loss) income before interest, taxes, depreciation and amortization, certain non-cash items and other adjustments that we do not consider in our evaluation of ongoing operating performance from period to period. Corporate costs, net of eliminations, are managed on a standalone basis and are not allocated to segments.

We do not allocate assets to our reportable segments as they are not included in the review performed by our Chief Operating Decision Maker for purposes of assessing segment performance and allocating resources.

As of December 31, 2024, all of our long-lived assets were located within the United States.

The following schedules include revenue, expenses, and adjusted EBITDA for each of the Company's reportable segments for the periods presented (in thousands):

	Year Ended December 31, 2024		
	Nucleic Acid Production	Biologics Safety Testing	Total
<b>Revenue</b>	\$ 196,345	\$ 62,840	\$ 259,185
Less:			
Cost of revenue <sup>(1)</sup>	94,694	9,918	
Selling and marketing <sup>(1)</sup>	20,722	2,921	
General and administrative <sup>(1)</sup>	20,370	4,197	
Research and development <sup>(1)</sup>	9,713	1,960	
Other segment items <sup>(2)</sup>	33	3	
<b>Adjusted EBITDA</b>	<b>50,813</b>	<b>43,841</b>	<b>\$ 94,654</b>
<b>Reconciliation of total reportable segments' adjusted EBITDA to loss before income taxes</b>			
Amortization			(27,531)
Depreciation			(20,852)
Interest expense			(47,700)
Interest income			27,403
Corporate costs, net of eliminations			(58,732)
Other adjustments:			
Acquisition contingent consideration			2,003
Acquisition integration costs			(5,559)
Stock-based compensation			(49,415)
Merger and acquisition related expenses			(1,728)
Loss on extinguishment of debt			(3,187)
Acquisition related tax adjustment			(2,306)
Tax Receivable Agreement liability adjustment			(40)
Goodwill impairment			(166,151)
Restructuring costs <sup>(3)</sup>			(11)
Other			(2,330)
<b>Loss before income taxes</b>			<b>(261,482)</b>
Income tax benefit			1,860
<b>Net loss</b>			<b>\$ (259,622)</b>

	Year Ended December 31, 2023		
	Nucleic Acid Production	Biologics Safety Testing	Total
<b>Revenue</b>	\$ 224,769	\$ 64,176	\$ 288,945
Intersegment revenues	—	3	3
	224,769	64,179	288,948
Elimination of intersegment revenues			(3)
Total consolidated revenues			<u>\$ 288,945</u>
Less:			
Cost of revenue <sup>(1)</sup>	94,040	9,620	
Selling and marketing <sup>(1)</sup>	18,580	2,295	
General and administrative <sup>(1)</sup>	22,474	4,242	
Research and development <sup>(1)</sup>	7,010	1,077	
Other segment items <sup>(2)</sup>	7	37	
<b>Adjusted EBITDA</b>	<u>82,658</u>	<u>46,908</u>	<u>\$ 129,566</u>
<b>Reconciliation of total reportable segments' adjusted EBITDA to income before income taxes</b>			
Amortization			(27,356)
Depreciation			(12,898)
Interest expense			(45,892)
Interest income			27,727
Corporate costs, net of eliminations			(64,257)
Other adjustments:			
Acquisition contingent consideration			3,286
Acquisition integration costs			(12,695)
Stock-based compensation			(34,588)
Merger and acquisition related expenses			(4,392)
Acquisition related tax adjustment			(1,293)
Tax Receivable Agreement liability adjustment			668,886
Restructuring costs <sup>(3)</sup>			(6,567)
Other			(1,791)
<b>Income before income taxes</b>			<u>617,736</u>
Income tax expense			(756,111)
<b>Net loss</b>			<u><u>\$ (138,375)</u></u>

(1) Expenses are adjusted to remove the impact of certain items that management believes do not directly reflect our core operations, and, therefore, are not included in measuring segment performance.

(2) Other segment items for each reportable segment include realized and unrealized loss (gain) on foreign exchange transactions.

(3) For the years ended December 31, 2024 and 2023, stock-based compensation benefit of \$1.2 million and \$0.1 million, respectively, related to forfeited stock awards in connection with the Cost Realignment Plan is included on the stock-based compensation line item.

There was no intersegment revenue during the year ended December 31, 2024. During the year ended December 31, 2023, intersegment revenue was immaterial between the Nucleic Acid Production and Biologics Safety Testing segments. The intersegment sales and the related gross margin on inventory recorded at the end of the period are eliminated for consolidation purposes. Internal selling prices for intersegment sales are consistent with the segment's normal retail price offered to external parties. There was no commission expense recognized for intersegment sales for the years ended December 31, 2024 and 2023.



**Adjusted EBITDA (Non-GAAP Financial Measure)**

A reconciliation of net loss to Adjusted EBITDA, which is a non-GAAP measure, is set forth below (in thousands):

	Year Ended December 31,	
	2024	2023
Net loss	\$ (259,622)	\$ (138,375)
Add:		
Amortization	27,531	27,356
Depreciation	20,852	12,898
Interest expense	47,700	45,892
Interest income	(27,403)	(27,727)
Income tax (benefit) expense	(1,860)	756,111
EBITDA	(192,802)	676,155
Acquisition contingent consideration <sup>(1)</sup>	(2,003)	(3,286)
Acquisition integration costs <sup>(2)</sup>	5,559	12,695
Stock-based compensation <sup>(3)</sup>	49,415	34,588
Merger and acquisition related expenses <sup>(4)</sup>	1,728	4,392
Loss on extinguishment of debt <sup>(5)</sup>	3,187	—
Acquisition related tax adjustment <sup>(6)</sup>	2,306	1,293
Tax Receivable Agreement liability adjustment <sup>(7)</sup>	40	(668,886)
Goodwill impairment <sup>(8)</sup>	166,151	—
Restructuring costs <sup>(9)</sup>	11	6,567
Other <sup>(10)</sup>	2,330	1,791
Adjusted EBITDA	\$ 35,922	\$ 65,309

(1) Refers to the change in the estimated fair value of contingent consideration related to completed acquisitions.

(2) Refers to incremental costs incurred to execute and integrate completed acquisitions, including retention payments related to integration that were negotiated specifically at the time of, the Company's acquisition of MyChem, LLC ("MyChem") and Alphazyme, LLC ("Alphazyme"), which were completed in January 2022 and January 2023, respectively. These retention payments arise from the Company's agreements executed in connection with its acquisitions of MyChem and Alphazyme and provide incremental financial incentives, over and above recurring compensation, to ensure the employees of these companies remain present and participate in integration of the acquired businesses during the integration and knowledge transfer periods. The Company agreed to pay certain employees of Alphazyme retention payments totaling \$9.3 million as of various dates but primarily through December 31, 2025, as long as these individuals continue to be employed by the Company. The Company agreed to pay the sellers of MyChem retention payments totaling \$20.0 million as of the second anniversary of the closing of the acquisition date as long as two senior employees (who were also the sellers of MyChem) continue to be employed by TriLink. The Company considers the payment of these retention payments as probable and is recognizing compensation expense related to these payments in the post-acquisition period ratably over the service period. Retention payment expenses were \$5.2 million (MyChem \$1.8 million; Alphazyme \$3.4 million) and \$11.9 million (MyChem \$9.3 million; Alphazyme \$2.6 million) for the years ended December 31, 2024 and 2023, respectively. Retention expenses for MyChem concluded in the first quarter of 2024, and following the payments in the first quarter of 2024, there are no further retention expenses payable for MyChem. The remaining retention accrual for Alphazyme is \$3.4 million, expected to be accrued ratably each quarter through December 31, 2025, with payments expected to be made in the first quarter of 2026. There are no further cash-based retention payments planned, other than those disclosed above, for acquisitions completed as of December 31, 2024.

(3) Refers to non-cash expense associated with stock-based compensation.

(4) Refers to diligence, legal, accounting, tax and consulting fees incurred associated with acquisitions that were pursued but not consummated.

(5) Refers to the non-cash loss incurred on partial extinguishment of debt primarily associated with the voluntary prepayment on the Term Loan.

(6) Refers to non-cash expense associated with adjustments to the carrying value of the indemnification asset recorded in connection with the acquisition of MyChem.

(7) For the year ended December 31, 2024, refers to the adjustment of the Tax Receivable Agreement liability primarily due to changes in our estimated state apportionment and the corresponding change of our estimated state tax rate. For the year ended December 31, 2023, refers to the adjustment of our Tax Receivable Agreement liability primarily due to remeasuring the non-current portion of the liability to zero as we no longer consider the payments under the agreement to be probable.

(8) Refers to the goodwill impairment recorded for our Nucleic Acid Production segment.

- (9) Refers to restructuring costs associated with the Cost Realignment Plan, which was implemented in November 2023. For the years ended December 31, 2024 and 2023, stock-based compensation benefit of \$1.2 million and \$0.1 million, respectively, related to forfeited equity awards in connection with the restructuring is included in the stock-based compensation line item.
- (10) For the year ended December 31, 2024, refers to the loss on abandoned projects, severance payments, inventory step-up charges and certain other adjustments in connection with the acquisition of Alphazyme, and other non-recurring costs. For the year ended December 31, 2023, refers to severance payments, legal settlement amounts, inventory step-up charges in connection with the acquisition of Alphazyme, certain working capital and other adjustments related to the acquisition of MyChem, and other non-recurring costs.

### ***Operating Expenses***

Operating expenses include the following for the periods presented (in thousands, except percentages):

	Year Ended December 31,			Percentage of Revenue	
	2024	2023	Year-Over-Year Change	2024	2023
Cost of revenue	\$ 150,876	\$ 148,743	1.4 %	58.2 %	51.5 %
Selling, general and administrative	161,771	151,390	6.9 %	62.5 %	52.4 %
Research and development	19,221	17,280	11.2 %	7.4 %	6.0 %
Change in estimated fair value of contingent consideration	(2,003)	(3,286)	(39.0)%	(0.8)%	(1.1)%
Goodwill impairment	166,151	—	*	64.1 %	— %
Restructuring	(1,214)	6,466	*	(0.5)%	2.2 %
Total operating expenses	<u>\$ 494,802</u>	<u>\$ 320,593</u>	54.3 %	<u>190.9 %</u>	<u>111.0 %</u>

\* Not meaningful

### ***Cost of Revenue***

Cost of revenue increased by \$2.2 million from \$148.7 million for the year ended December 31, 2023 to \$150.9 million for the year ended December 31, 2024, or 1.4%. The increase in cost of revenue was primarily driven by increases of \$3.0 million in facility costs, \$2.3 million in stock-based compensation, \$1.8 million in supplies and materials, \$1.6 million in depreciation expense driven by new facilities and an increase in assets placed in service during the current year, and \$0.7 million related to the loss on abandoned projects. These increases were partially offset by a decrease of \$7.7 million due to lower personnel costs driven by the Cost Realignment Plan and a decrease in retention payment accruals associated with the acquisition of MyChem, which was completed and paid for during the first quarter of 2024.

Gross profit decreased by \$31.9 million from \$140.2 million for the year ended December 31, 2023 to \$108.3 million for the year ended December 31, 2024. The decrease in gross profit margin as a percentage of sales was primarily attributable to higher facility costs, stock-based compensation expense, supplies and materials, and depreciation expense as a percentage of sales.

### ***Selling, General and Administrative***

Selling, general and administrative expenses increased by \$10.4 million from \$151.4 million for the year ended December 31, 2023 to \$161.8 million for the year ended December 31, 2024, or 6.9%. The increase was primarily driven by increases of \$11.4 million in stock-based compensation expense and \$5.9 million in depreciation expense driven by new facilities and an increase in assets placed in service during the current year. These were partially offset by a decrease of \$6.4 million in professional service fees primarily driven by lower expenses related to merger and acquisitions and contract services, and a decrease of \$1.1 million in marketing expenses.

### ***Research and Development***

Research and development expenses increased by \$1.9 million from \$17.3 million for the year ended December 31, 2023 to \$19.2 million for the year ended December 31, 2024, or 11.2%. The increase in expenses compared to the prior year was primarily driven by increases of \$2.3 million in stock-based compensation expense, \$1.3 million in professional service fees for contract services related to research and development studies, \$1.0 million in supplies and materials, and \$0.5 million in depreciation expense. These were partially offset by a decrease of \$3.1 million in personnel expenses primarily relating to a decrease in retention payment accruals associated with the acquisition of MyChem, which was completed and paid for during the first quarter of 2024.

### ***Change in Estimated Fair Value of Contingent Consideration***

The decrease in change in estimated fair value of contingent consideration of \$2.0 million and \$3.3 million for the years ended December 31, 2024 and 2023, respectively, were due to decreases in estimated fair value of the liability for the contingent payments associated with the acquisition of Alphazyme.

### ***Goodwill Impairment***

In connection with preparing our financial statements for the third quarter of 2024, we tested our reporting units for potential goodwill impairment in response to impairment indicators identified during our forecasting process and the sustained decline in our stock price. As of December 31, 2024, we revised our long-term forecast to reflect lower projected near-term revenues due to lower demand in research and discovery products within our Nucleic Acid Production business. As such, we performed a quantitative goodwill impairment test on each of our four reporting units and as a result, we concluded that the TriLink reporting unit, which is contained in the Nucleic Acid Production segment, had a carrying value that exceeded its estimated fair value. As a result, we recorded goodwill impairment of \$154.2 million during the year ended December 31, 2024, which was the entire goodwill balance at the TriLink reporting unit.

In connection with preparing our financial statements for the year ended December 31, 2024, we tested our remaining reporting units for potential goodwill impairment in response to impairment indicators identified during our forecasting process. These indicators included a downward revision of our long-term forecast to reflect lower projected near-term revenues due to lower demand in enzyme products within our Nucleic Acid Production business, as well as the sustained decline in stock price. As such, we performed a quantitative goodwill impairment test on each of our reporting units with goodwill as of December 31, 2024, and as a result, we concluded that the Alphazyme reporting unit, which is contained in the Nucleic Acid Production segment, had a carrying value that exceeded its estimated fair value. As a result, we recorded goodwill impairment of \$11.9 million during the year ended December 31, 2024.

See Note 4 to our consolidated financial statements for additional information.

### ***Restructuring***

Restructuring costs (benefit) for the years ended December 31, 2024 and 2023 relate to the Cost Realignment Plan, which was implemented in November 2023. For the year ended December 31, 2024, restructuring costs (benefit) primarily consists of the stock-based compensation benefit recognized for the forfeiture of stock awards upon the termination of certain impacted employees. For the year ended December 31, 2023, restructuring costs include severance and other employee-related costs of \$4.3 million, offset by a \$0.1 million stock-based compensation benefit, facility and other exit costs of \$2.0 million, and professional fees and other associated costs of \$0.3 million.

### ***Other Income (Expense)***

Other income (expense) includes the following for the periods presented (in thousands, except percentages):

	Year Ended December 31,			Percentage of Revenue	
	2024	2023	Year-Over-Year Change	2024	2023
Interest expense	\$ (47,700)	\$ (45,892)	3.9 %	(18.4)%	(15.9)%
Interest income	27,403	27,727	(1.2)%	10.5 %	9.6 %
Loss on extinguishment of debt	(3,187)	—	*	(1.2)%	— %
Change in payable to related parties pursuant to the Tax Receivable Agreement	(40)	668,886	*	0.0 %	231.5 %
Other expense	(2,341)	(1,337)	75.1 %	(0.9)%	(0.5)%
Total other (expense) income, net	<u>\$ (25,865)</u>	<u>\$ 649,384</u>	<u>*</u>	<u>(10.0)%</u>	<u>224.7 %</u>

\* Not meaningful

Other income was \$649.4 million for the year ended December 31, 2023 compared to Other expense of \$25.9 million for the year ended December 31, 2024, representing a change of \$675.2 million. The overall change in Other (expense) income was primarily attributable to the prior year \$668.9 million gain related to the payable to related parties pursuant to the Tax Receivable Agreement as we concluded that it was not probable that we will be able to realize the remaining tax benefits based on estimates of future taxable income. The change is also driven by a loss on extinguishment of debt of \$3.2 million primarily

driven by the write-off of pre-existing deferred financing costs as a result of the voluntary prepayment on the Term Loan, a \$1.8 million increase in interest expense, and a \$1.0 million increase in Other expense relating to the indemnification asset recorded in connection with the acquisition of MyChem.

### **Relationship with GTCR, LLC (“GTCR”)**

As of December 31, 2024, investment entities affiliated with GTCR collectively controlled approximately 52% of the voting power of our common stock, which enables GTCR to control the vote of all matters submitted to a vote of our shareholders and to control the election of members of our Board of Directors and all other corporate decisions.

During the years ended December 31, 2024 and 2023, we made cash distributions of \$0.5 million and \$9.6 million, respectively, for tax liabilities to MLSH 1, which is controlled by investment entities affiliates with GTCR and is the only holder of LLC Units other than us and our wholly owned subsidiaries.

We are also a party to a Tax Receivable Agreement, or TRA, with MLSH 1, which is primarily owned by GTCR, and MLSH 2 (see Note 14 to our consolidated financial statements). The TRA provides for the payment by us to MLSH 1 and MLSH 2, collectively, of 85% of the amount of tax benefits, if any, that we actually realize, or in some circumstances are deemed to realize, from exchanges of LLC Units (together with the corresponding shares of Class B common stock) for Class A common stock, as a result of (i) certain increases in the tax basis of assets of Topco LLC and its subsidiaries resulting from purchases or exchanges of LLC Units, (ii) certain tax attributes of the entities acquired from MLSH 1 and MLSH 2 in connection with the Organizational Transactions, Topco LLC and subsidiaries of Topco LLC that existed prior to the IPO, and (iii) certain other tax benefits related to our entering into the TRA, including tax benefits attributable to payments that we make under the TRA (collectively, the “Tax Attributes”). Payment obligations under the TRA are not conditioned upon any Topco LLC unitholders maintaining a continued ownership interest in us or Topco LLC, and the rights of MLSH 1 and MLSH 2 under the TRA are assignable. There is no stated term for the TRA, and the TRA will continue until all tax benefits have been utilized or expired unless we exercise our right to terminate the TRA for an agreed-upon amount.

We recognize the amount of TRA payments expected to be paid within the next 12 months and classify this amount as current. This determination was based on our estimate of taxable income for the year ended December 31, 2024. As of December 31, 2024, we did not have a current liability under the TRA. As of December 31, 2023, our current liability under the TRA was \$7.1 million.

As of December 31, 2023, the Company has derecognized the remaining non-current liability under the TRA after concluding it was not probable that the Company will be able to realize the remaining tax benefits based on estimates of future taxable income. There have been no changes to our position as of December 31, 2024. The estimation of liability under the TRA is by its nature imprecise and subject to significant assumptions regarding the amount, character, and timing of the taxable income in the future. If the valuation allowance recorded against the deferred tax assets applicable to the tax attributes referenced above is released in a future period, the remaining TRA liability may be considered probable at that time and recorded on the consolidated balance sheet and within earnings.

We made payments of \$7.3 million to MLSH 1 and MLSH 2 pursuant to the TRA during the year ended December 31, 2024, of which \$0.2 million is related to interest. This determination was based on our taxable income for the year ended December 31, 2023. We made payments of \$42.6 million to MLSH 1 and MLSH 2 pursuant to the TRA during the year ended December 31, 2023, of which \$0.4 million is related to interest. This determination was based on our taxable income for the year ended December 31, 2022.

### **Liquidity and Capital Resources**

#### ***Overview***

We have financed our operations primarily from cash flow from operations, borrowings under long-term debt agreements and, to a lesser extent, the sale of our Class A common stock.

As of December 31, 2024, we had cash and cash equivalents of \$322.4 million and retained earnings of \$140.9 million. We had positive cash flow from operations of \$7.5 million.

We have historically relied on revenue derived from product and services sales, and proceeds from equity and debt financings to fund our operations to date.

Our principal uses of cash have been to fund operations, acquisitions and capital expenditures, as well as make tax distributions to MLSH 1, make TRA payments to MLSH 1 and MLSH 2 and make interest payments and mandatory principal payments on our long-term debt.

We plan to utilize our existing cash on hand, together with cash generated from operations, primarily to fund our commercial and marketing activities associated with our products and services, continued research and development initiatives, and ongoing investments into our manufacturing facilities to create efficiencies and build capacity. We believe our cash on hand, cash generated from operations and continued access to our credit facilities, will be sufficient to satisfy our cash requirements over the next 12 months and beyond.

As a result of our ownership of LLC Units in Topco LLC, the Company is subject to U.S. federal, state and local income taxes with respect to its allocable share of any taxable income of Topco LLC and is taxed at the prevailing corporate tax rates. In addition to tax expenses, we also will incur expenses related to our operations and we may be required to make payments under the TRA with MLSH 1 and MLSH 2. Due to the uncertainty of various factors, we cannot precisely quantify the likely tax benefits we will realize as a result of LLC Unit exchanges and the resulting amounts we are likely to pay out to LLC Unitholders of Topco LLC pursuant to the TRA. The foregoing numbers are estimates and the actual payments could differ materially. We expect to fund these payments using cash on hand and cash generated from operations. We do not expect any probable future payments under the TRA relating to the purchase by the Company of LLC Units from MLSH 1 and the corresponding tax attributes. This determination is based on our taxable income for the year ended December 31, 2024.

During the years ended December 31, 2024 and 2023, we determined that making a payment under the non-current portion of the TRA was not probable under *Accounting Standards Codification 450 - Contingencies* since a valuation allowance has been recorded against our deferred tax assets and we do not believe we will generate sufficient future taxable income to utilize related tax benefits and result in a payment under the TRA. If we had determined that making a payment under the TRA and generating sufficient future taxable income was probable, we would have also recorded a liability pursuant to the TRA, net of current portion, of approximately \$683.8 million in the consolidated balance sheet. Future payments in respect of subsequent exchanges or financings and tax attributes relating to the purchase by the Company of LLC Units from MLSH 1 would be in addition to this amount and may be substantial. The foregoing numbers are estimates and the actual payments could differ materially. We expect to fund these payments using cash on hand and cash generated from operations.

As a result of a change of control, material breach, or our election to terminate the TRA early, (1) we could be required to make cash payments to MLSH 1 and MLSH 2 that are greater than the specified percentage of the actual benefits we ultimately realize in respect of the tax benefits that are subject to the TRA, and (2) we will be required to make an immediate cash payment equal to the present value of the anticipated future tax benefits that are the subject of the TRA, which payment may be made significantly in advance of the actual realization, if any, of such future tax benefits. In these situations, our obligations under the TRA could have a material adverse effect on our liquidity and could have the effect of delaying, deferring or preventing certain mergers, asset sales, other forms of business combinations, or other changes of control. There can be no assurance that we will be able to finance our obligations under the TRA.

In addition to payments to be made under the TRA, we are also required to make tax distributions to MLSH 1 pursuant to the LLC Operating Agreement for the portion of income passing through to them from Topco LLC. During the years ended December 31, 2024 and 2023, we made cash distributions of \$0.5 million and \$9.6 million, respectively, for tax liabilities to MLSH 1 under this agreement.

### ***Credit Agreement***

Maravai Intermediate Holdings, LLC (“Intermediate”), a wholly-owned subsidiary of Topco LLC, along with certain of its subsidiaries (together with Intermediate, the “Borrowers”) are parties to a credit agreement (as amended, the “Credit Agreement”), which provides for a \$600.0 million term loan facility, maturing October 2027 (the “Term Loan”) and a \$167.0 million revolving credit facility, maturing October 2029 (subject to springing maturity provisions based on the maturity of the Term Loan) (the “Revolving Credit Facility”). Borrowings under the Credit Agreement bear interest at a variable rate based on Term Secured Overnight Financing Rate (“SOFR”) plus an applicable interest rate margin.

As of December 31, 2024, the interest rate on the Term Loan was 7.62% per annum. There were no outstanding borrowings under the Revolving Credit Facility as of December 31, 2024.

The Revolving Credit Facility also provides availability for the issuance of letters of credit up to an aggregate limit of \$20.0 million. As of December 31, 2024, the Company had a \$0.5 million outstanding letter of credit as security for a lease agreement, which reduced the availability for the future issuance of letters of credit under the Revolving Credit Facility to \$19.5 million.

Borrowings under the Credit Agreement are unconditionally guaranteed by Topco LLC, together with the existing and future material domestic subsidiaries of Topco LLC (subject to certain exceptions), as specified in the respective guaranty agreements. Borrowings under the Credit Agreement are also secured by a first-priority lien and security interest in substantially all of the assets (subject to certain exceptions) of existing and future material domestic subsidiaries of Topco LLC that are loan parties.



The Term Loan requires mandatory quarterly principal payments of \$1.4 million, which began in March 2022, and all remaining outstanding principal is due on maturity in October 2027. The Term Loan includes prepayment provisions that allow the Company, at our option, to repay all or a portion of the outstanding principal at any time. In December 2024, the Company voluntarily pre-paid, using cash on hand, \$228.0 million of aggregate principal amount of the Term Loan. There were no prepayment penalties associated with this prepayment of principal. As a result of the prepayment, the Company recorded a loss on partial extinguishment of debt of \$3.0 million related to the write-off of pre-existing deferred financing costs.

The Revolving Credit Facility allows the Company to repay and borrow from time to time until its maturity date, at which time all amounts borrowed must be repaid. Subject to certain exceptions and limitations, we are required to repay borrowings under the Term Loan and Revolving Credit Facility with the proceeds of certain occurrences, such as the incurrence of debt, certain equity contributions and certain asset sales or dispositions.

Accrued interest under the Credit Agreement is payable by us (a) quarterly in arrears with respect to base rate loans, (b) at the end of each interest rate period (or at each three-month interval in the case of loans with interest periods greater than three months) with respect to Term SOFR rate loans, (c) on the date of any repayment or prepayment and (d) at maturity (whether by acceleration or otherwise). An annual commitment fee is applied to the daily unutilized amount under the Revolving Credit Facility at 0.375% per annum, with one stepdown to 0.25% per annum based on Intermediate's first lien net leverage ratio calculation.

The Credit Agreement requires that we make mandatory prepayments on the Term Loan principal upon certain excess cash flow, subject to certain step-downs based on the Company's first lien net leverage ratio. The excess cash flow shall be reduced to 25% or 0% of the calculated excess cash flow if the Company's first lien net leverage ratio was equal to or less than 4.75:1.00 or 4.25:1.00, respectively, however, no prepayment shall be required to the extent excess cash flow calculated for the respective period is equal to or less than \$10.0 million. As of December 31, 2024, the Company's first lien net leverage ratio was less than 4.25:1.00. Thus, a mandatory prepayment on the Term Loan out of our excess cash flow was not required.

The Credit Agreement contains certain covenants, including, among other things, covenants limiting our ability to incur or prepay certain indebtedness, pay dividends or distributions, dispose of assets, engage in mergers and consolidations, make acquisitions or other investments and make changes to the nature of the business. Additionally, the Credit Agreement requires us to maintain a certain net leverage ratio if the outstanding debt balance on the Revolving Credit Facility exceeds 35.0% of the aggregate amount of available credit of \$167.0 million, or \$58.5 million. The Company was in compliance with these covenants as of December 31, 2024.

### ***Tax Receivable Agreement***

We are a party to the TRA with MLSH 1 and MLSH 2. The TRA provides for the payment by us to MLSH 1 and MLSH 2, collectively, of 85% of the amount of certain tax benefits, if any, that we actually realize, or in some circumstances are deemed to realize, as a result of the Organizational Transactions, IPO and any subsequent purchases or exchanges of LLC Units of Topco LLC.

We recognize the amount of TRA payments expected to be paid within the next 12 months and classify this amount as current. This determination was based on our estimate of taxable income for the year ended December 31, 2024. As of December 31, 2024, we did not have a current liability under the TRA. We may record additional liabilities under the TRA when LLC Units are exchanged in the future and as our estimates of the future utilization of the Tax Attributes, net operating losses and other tax benefits change. We expect to make payments under the TRA, to the extent they are required, within 125 days after the extended due date of our U.S. federal income tax return for such taxable year. Interest on such payments will begin to accrue from the due date (without extensions) of such tax return at a rate of LIBOR (or, if LIBOR ceases to be published, a Replacement Rate) plus 100 basis points. Generally, any late payments will continue to accrue interest at LIBOR (or a Replacement Rate, as applicable) plus 500 basis points until such payments are made. Given the cessation of LIBOR, we transitioned to SOFR as the applicable Replacement Rate as allowable under the TRA.

The payment obligations under the TRA are obligations of Maravai LifeSciences Holdings, Inc. and not of Topco LLC. Although the actual timing and amount of any payments that may be made under the TRA will vary, the aggregate payments that we will be required to make to MLSH 1 and MLSH 2 may be substantial. Any payments made by us under the TRA will generally reduce the amount of overall cash flow that might have otherwise been available to us or to Topco LLC and, to the extent that we are unable to make payments under the TRA for any reason, the unpaid amounts will be deferred and will accrue interest until paid by us. We anticipate funding ordinary course payments under the TRA from cash flow from operations of Topco LLC and its subsidiaries, available cash and/or available borrowings under the Credit Agreement.

During the year ended December 31, 2023, we determined that making a payment under the non-current portion of the TRA was not probable under *Accounting Standards Codification 450 - Contingencies* as a result of a valuation allowance having been recorded against our deferred tax assets, and therefore, that it is more likely than not that we will not generate sufficient

future taxable income to utilize related tax benefits that would result in a payment under the TRA. There have been no changes to our position as of December 31, 2024. If we had determined that making a payment under the TRA and generating sufficient future taxable income was probable, we would have also recorded a liability pursuant to the TRA, net of current portion, of approximately \$683.8 million in the consolidated balance sheet.

### ***Cash Flows***

The following table summarizes our cash flows for the periods presented (in thousands):

	Year Ended December 31,	
	2024	2023
Net cash provided by (used in):		
Operating activities	\$ 7,465	\$ 126,224
Investing activities	(24,316)	(122,310)
Financing activities	(235,712)	(61,090)
Net decrease in cash and cash equivalents	<u>\$ (252,563)</u>	<u>\$ (57,176)</u>

### ***Operating Activities***

Net cash provided by operating activities for the year ended December 31, 2024 was \$7.5 million, which was primarily attributable to non-cash depreciation and amortization of \$48.4 million, non-cash amortization of operating lease right-of-use assets of \$8.5 million, non-cash amortization of deferred financing costs of \$2.9 million, non-cash stock-based compensation of \$49.4 million, non-cash loss on extinguishment of debt of \$3.2 million, non-cash goodwill impairment of \$166.2 million, and non-cash acquisition related tax adjustment of \$2.3 million. These were partially offset by a net loss of \$259.6 million, net cash outflow from the change in our operating assets and liabilities of \$12.6 million, and non-cash gain on the change in estimated fair value of contingent consideration of \$2.0 million.

### ***Investing Activities***

Net cash used in investing activities for the year ended December 31, 2024 was \$24.3 million, which was primarily comprised of cash outflows of \$29.7 million for property and equipment purchases, offset by proceeds from government assistance allocated to property and equipment of \$7.1 million, and cash outflows of \$1.5 million for the purchase of technology.

### ***Financing Activities***

Net cash used in financing activities for the year ended December 31, 2024 was \$235.7 million, which was primarily attributable to \$234.4 million of principal repayments of long-term debt, which included the voluntary principal prepayment on the Term Loan. This was also driven by \$7.1 million of payments to MLSH 1 and MLSH 2 pursuant to the TRA, \$2.1 million of tax payments for shares withheld under employee equity plans, net of proceeds from the issuance of shares of our Class A common stock, \$1.2 million of payments for financing costs incurred for long-term debt, \$0.6 million of payments of finance lease liabilities, and \$0.5 million of cash distributions for tax liabilities to MLSH 1, as required pursuant to the terms of the LLC Operating Agreement. These were partially offset by proceeds from interest rate cap agreement of \$9.3 million.

### ***Capital Expenditures***

We define capital expenditures as: (i) purchases of property and equipment which are included in cash flows from investing activities, offset by government funding received; and (ii) construction costs determined to be lessor improvements recorded as prepaid lease payments and right-of-use assets, offset by government funding received. Capital expenditures for the year ended December 31, 2024 totaled \$22.5 million, which is net of government funding of \$7.1 million. Capital expenditures for the year ending December 31, 2025 are projected to be in the range of \$15.0 million to \$20.0 million, of which \$10.0 million relates to the expansion of our enzyme manufacturing capabilities.

## Contractual Obligations and Commitments

The following table summarizes our contractual obligations and commitments as of December 31, 2024 (in thousands):

	Payments due by period				
	Total	1 year	2 - 3 years	4 - 5 years	5+ years
Operating leases <sup>(1)</sup>	\$ 56,959	\$ 10,599	\$ 19,244	\$ 18,363	\$ 8,753
Finance leases <sup>(2)</sup>	31,191	3,427	7,166	7,602	12,996
Debt obligations <sup>(3)</sup>	299,680	5,440	294,240	—	—
Unconditional purchase obligations <sup>(4)</sup>	989	619	370	—	—
Total	<u>\$ 388,819</u>	<u>\$ 20,085</u>	<u>\$ 321,020</u>	<u>\$ 25,965</u>	<u>\$ 21,749</u>

- (1) Represents operating lease payment obligations, excluding any renewal options we are reasonably certain to execute and have recognized as lease liabilities. See Note 8 to our consolidated financial statements for additional information.
- (2) Represents finance lease payment obligations, excluding any renewal options we are reasonably certain to execute and have recognized as lease liabilities. See Note 8 to our consolidated financial statements for additional information.
- (3) Represents long-term debt principal maturities, excluding interest and unamortized debt issuance costs. See Note 10 to our consolidated financial statements for additional information.
- (4) Represents firm purchase commitments to our suppliers. See Note 9 to our consolidated financial statements for additional information.

Cash distributions for owner tax liabilities are required under the terms of the Topco LLC Agreement. As of December 31, 2024, we have made tax distributions equal to the estimated obligation due for 2024. See Note 14 to our consolidated financial statements for additional information regarding tax distributions.

Commencing with the fiscal year ended December 31, 2021, and each fiscal year thereafter, the Credit Agreement requires that we make mandatory prepayments of the Term Loan principal upon certain excess cash flow, subject to certain step-downs based on our first lien net leverage ratio. The mandatory prepayment shall be reduced to 25% or 0% of the calculated excess cash flow if the first lien net leverage ratio was equal to or less than 4.75:1.00 or 4.25:1.00, respectively; however, no prepayment shall be required to the extent excess cash flow calculated for the respective period is equal to or less than \$10.0 million. As of December 31, 2024, our first lien net leverage ratio was less than 4.25:1.00.

In connection with our acquisition of Alphazyme, which was completed in January 2023, we were initially required to make contingent payments of up to \$75.0 million to the sellers of Alphazyme dependent upon Alphazyme meeting or exceeding defined revenue targets during each of the fiscal years 2023 through 2025. For the first and second performance periods which ended on December 31, 2023 and 2024, respectively, it was determined that the defined revenue targets were not achieved. Consequently, no payments for contingent consideration were made to the sellers of Alphazyme in 2024 and 2025, respectively. As of December 31, 2024, we may be required to make contingent payments to the sellers of Alphazyme of up to \$25.0 million for the remaining performance period. We may also be required to make certain retention payments of \$9.3 million, of which \$6.6 million is accrued as of December 31, 2024, to its sellers and certain employees as of various dates but primarily through December 31, 2025 as long as these individuals continue to be employed by the Company. We cannot, at this time, determine when or if the related targets will be achieved or whether the events triggering the commencement of payment obligations will occur. Therefore, such payments were not included in the table above. See Notes 2 and 5 to our consolidated financial statements for additional details.

## Critical Accounting Estimates

We have prepared our consolidated financial statements in accordance with GAAP. Our preparation of these consolidated financial statements requires us to make estimates and assumptions that affect the reported amounts of assets, liabilities, revenue, expenses and related disclosures in the consolidated financial statements. Our estimates are based on historical experience and on various other assumptions that we believe are reasonable under the circumstances, the results of which form the basis for making judgments about the carrying value of assets and liabilities that are not readily apparent from other sources. Actual results could differ from these estimates under different assumptions or conditions and any such difference may be material.

Our significant accounting policies are described in more detail in Note 1 to our consolidated financial statements. We believe the following discussion addresses our most critical accounting estimates used in the preparation of our consolidated financial statements, which require subjective and complex judgments.

## ***Goodwill***

We evaluate goodwill at the reporting unit level on an annual basis and on an interim basis if events and circumstances indicate it is more likely than not that the fair value of a reporting unit is less than its carrying value. Such indicators could include, but are not limited to, current economic and market conditions, including a decline in market capitalization, a significant adverse change in legal factors, business climate, operational performance of the business or loss of key personnel. We perform our annual impairment test in the fourth quarter.

We first assess qualitative factors to determine whether it is more likely than not that the fair value of a reporting unit is less than its carrying value, including goodwill. If management concludes that it is more likely than not that the fair value of a reporting unit is less than its carrying value, management performs a quantitative goodwill impairment test. If the carrying value of a reporting unit exceeds its estimated fair value, an impairment loss will be recognized for the amount by which the carrying amount exceeds the reporting unit's fair value.

In connection with preparing our financial statements for the third quarter of 2024, we tested our reporting units for potential goodwill impairment in response to impairment indicators identified during our forecasting process. We revised our long-term forecast to reflect lower projected near-term revenues due to lower demand in research and discovery products within our Nucleic Acid Production business. This revision also considered the slower than expected transition to new mRNA clinical trials as customers prioritize existing programs and more conservatively invest in new programs as the results of continued macroeconomic pressures. As such, we performed a quantitative goodwill impairment test and compared our reporting units' fair values to their respective carrying values to determine whether goodwill was impaired. We performed the impairment test using a combination of the income and the market approach to evaluate whether the fair value of each reporting unit was less than its carrying value. The income approach utilizes a discounted cash flow model, incorporating both internal estimates and market-based data, while the market approach utilizes comparable company information. The significant assumptions in the discounted cash flow models vary amongst, and are specific to, each reporting unit and include, but are not limited to, discount rates, projected revenue, revenue growth rates (including terminal growth rates) and EBITDA margins. Discount rates were determined using a weighted average cost of capital specific to each reporting unit and other market and industry data. These assumptions were formulated with consideration of prevailing market conditions and anticipated developments, including new product and service initiatives, competitive dynamics, and broader economic factors. The result of the quantitative analysis indicated that the fair value of the TriLink reporting unit did not exceed its carrying value and consequently resulted in a \$154.2 million impairment charge, which was the entire goodwill balance at the TriLink reporting unit.

In connection with preparing our financial statements for the year ended December 31, 2024, we tested our reporting units for potential goodwill impairment in response to impairment indicators identified during our forecasting process and the sustained decline in our stock price. As of December 31, 2024, we revised our long-term forecast to reflect lower projected near-term revenues due to lower demand in enzyme products within our Nucleic Acid Production business. As a result, the Company conducted a quantitative goodwill impairment test for the Alphazyme reporting unit using the same methodology described above for TriLink, including the use of the following significant assumptions: discount rates, projected revenue, revenue growth rates (including terminal growth rates) and EBITDA margins. The selected discount rate was 28.5%, which was determined using a weighted average cost of capital specific to the Alphazyme reporting unit and other market and industry data. These assumptions were developed in light of current market conditions and future expectations which include, but were not limited to, new product and service developments, the impact of competition and future economic conditions. The result of the quantitative analysis indicated that the fair value of the Alphazyme reporting unit did not exceed its carrying value, and as a result, we recorded goodwill impairment of \$11.9 million during the year ended December 31, 2024.

The excess of the estimated fair value over carrying value (expressed as a percentage of carrying value for the respective reporting unit) for the two reporting units not impaired, ranged from approximately 88% to approximately 275%. In order to evaluate the sensitivity of the fair value calculations used in the goodwill impairment test, we applied a hypothetical 10% decrease to the fair values of each reporting unit and compared those hypothetical values to the reporting unit carrying values. Based on this hypothetical 10% decrease, the excess of the estimated fair value over carrying value (expressed as a percentage of carrying value for the respective reporting unit) for the two reporting units not impaired, ranged from approximately 69% to approximately 238%. However, to the extent that we continue to experience declines in financial performance or experience other impairment indicators, such as industry and market considerations, or that the fair values of our reporting units are less than their carrying values, there could be a risk of goodwill impairment of our reporting units in future periods.

## ***Recognition of Intangible Assets as Part of a Business Combination***

We account for our business combinations using the acquisition method of accounting which requires that the assets acquired and liabilities assumed of acquired businesses be recorded at their respective fair values at the date of acquisition. The purchase price, which includes the fair value of consideration transferred, is attributed to the fair value of the assets acquired and

liabilities assumed. The excess of the purchase price of the acquisition over the fair value of the identifiable net assets of the acquiree is recorded as goodwill.

Determining the fair value of intangible assets acquired requires management to use significant judgment and estimates, including the selection of valuation methodologies, assumptions about future net cash flows, discount rates and market participants. Each of these factors can significantly affect the value attributed to the identifiable intangible asset acquired in a business combination.

We generally utilize a discounted cash flow method under the income approach to estimate the fair value of identifiable intangible assets acquired in a business combination. For the acquisitions of Alphazyme, LLC and MyChem, LLC, the estimated fair values of the developed technology intangible assets were based on the multi-period excess earnings method. The estimated fair values were developed by discounting future net cash flows to their present value at market-based rates of return. We selected the assumptions used in the financial forecasts using historical data, supplemented by current and anticipated market conditions, estimated revenue growth rates, management's plans, and guideline companies. Some of the more significant assumptions inherent in estimating the fair value of these intangible assets included revenue growth rates, discount rates and assumed technical obsolescent curves.

The use of alternative estimates and assumptions could increase or decrease the estimated fair value and amounts allocated to identifiable intangible assets acquired and future amortization expense as well as goodwill.

### ***Recent Accounting Pronouncements***

See Note 1 to our consolidated financial statements for a discussion of recent accounting standards and pronouncements.

## **Item 7A. Quantitative and Qualitative Disclosures About Market Risk**

### ***Interest Rate Risk***

As of December 31, 2024, our primary exposure to interest rate risk was associated with our variable rate long-term debt. Borrowings under our Credit Agreement bear interest at a rate equal to the Base Rate plus a margin of 2.00%, with respect to each Base Rate-based loan, or the Term SOFR (Secured Overnight Financing Rate) plus a margin of 3.00% with respect to each Term SOFR-based loan, subject in each case to an applicable Base Rate or Term SOFR floor (see Note 10 to our consolidated financial statements). Interest rates can fluctuate for a number of reasons, including changes in the fiscal and monetary policies or geopolitical events or changes in general economic conditions. This could adversely affect our cash flows.

As of December 31, 2024, we have an interest rate cap agreement in place to economically hedge a portion of our variable interest rate risk on our outstanding long-term debt. The agreement has a contract notional amount of \$500.0 million and entitles us to receive from the counterparty at each calendar quarter end the amount, if any, by which a specified floating market rate exceeds the cap strike interest rate. The floating interest rate is reset at the end of each three-month period. The contract expired on January 19, 2025 and was not renewed.

We had \$299.7 million of outstanding borrowings under our Term Loan and no outstanding borrowings under our Revolving Credit Facility as of December 31, 2024. For the year ended December 31, 2024, the effect of a hypothetical 100 basis point increase or decrease in overall interest rates would have changed our interest expense by approximately \$6.1 million.

We had cash and cash equivalents of \$322.4 million as of December 31, 2024. Given the short-term nature of our investments, we do not believe there is any material risk to the value of our investments with increases or decreases in interest rates.

### ***Foreign Currency Risk***

All of our revenue is denominated in U.S. dollars. Although approximately 51.0% of our revenue for the year ended December 31, 2024 was derived from international sales, primarily in Europe and Asia Pacific, all of these sales are denominated in U.S. dollars. The majority of our expenses are generally denominated in the currencies in which they are incurred, which is primarily in the United States. As we endeavor to expand our presence in international markets, to the extent we are required to enter into agreements denominated in a currency other than the U.S. dollar, results of operations and cash flows may increasingly be subject to fluctuations due to changes in foreign currency exchange rates and may be adversely affected in the future due to changes in foreign currency exchange rates. To date, we have not entered into any hedging arrangements with respect to foreign currency risk. As our international operations grow, we will continue to reassess our approach to manage our risk relating to fluctuations in currency rates.



## Item 8. Financial Statements and Supplementary Data

### INDEX TO CONSOLIDATED FINANCIAL STATEMENTS

	<b>Page</b>
Report of Independent Registered Public Accounting Firm (PCAOB ID: 42)	82
Consolidated Balance Sheets	84
Consolidated Statements of Operations	85
Consolidated Statements of Comprehensive (Loss) Income	86
Consolidated Statements of Changes in Stockholders' Equity	87
Consolidated Statements of Cash Flows	88
Notes to Consolidated Financial Statements	90

## **Report of Independent Registered Public Accounting Firm**

To the Shareholders and the Board of Directors of Maravai LifeSciences Holdings, Inc.

### **Opinion on the Financial Statements**

We have audited the accompanying consolidated balance sheets of Maravai LifeSciences Holdings, Inc. (the Company) as of December 31, 2024 and 2023, the related consolidated statements of operations, comprehensive (loss) income, changes in stockholders' equity and cash flows for each of the three years in the period ended December 31, 2024, and the related notes (collectively referred to as the “consolidated financial statements”). In our opinion, the consolidated financial statements present fairly, in all material respects, the financial position of the Company at December 31, 2024 and 2023, and the results of its operations and its cash flows for each of the three years in the period ended December 31, 2024, in conformity with U.S. generally accepted accounting principles.

We also have audited, in accordance with the standards of the Public Company Accounting Oversight Board (United States) (PCAOB), the Company's internal control over financial reporting as of December 31, 2024, based on criteria established in Internal Control—Integrated Framework issued by the Committee of Sponsoring Organizations of the Treadway Commission (2013 framework), and our report dated March 18, 2025 expressed an adverse opinion thereon.

### **Basis for Opinion**

These financial statements are the responsibility of the Company's management. Our responsibility is to express an opinion on the Company's financial statements based on our audits. We are a public accounting firm registered with the PCAOB and are required to be independent with respect to the Company in accordance with the U.S. federal securities laws and the applicable rules and regulations of the Securities and Exchange Commission and the PCAOB.

We conducted our audits in accordance with the standards of the PCAOB. Those standards require that we plan and perform the audit to obtain reasonable assurance about whether the financial statements are free of material misstatement, whether due to error or fraud. Our audits included performing procedures to assess the risks of material misstatement of the financial statements, whether due to error or fraud, and performing procedures that respond to those risks. Such procedures included examining, on a test basis, evidence regarding the amounts and disclosures in the financial statements. Our audits also included evaluating the accounting principles used and significant estimates made by management, as well as evaluating the overall presentation of the financial statements. We believe that our audits provide a reasonable basis for our opinion.

### **Critical Audit Matters**

The critical audit matters communicated below are matters arising from the current period audit of the financial statements that were communicated or required to be communicated to the audit committee and that: (1) relate to accounts or disclosures that are material to the financial statements and (2) involved our especially challenging, subjective or complex judgments. The communication of critical audit matters does not alter in any way our opinion on the consolidated financial statements, taken as a whole, and we are not, by communicating the critical audit matters below, providing separate opinions on the critical audit matters or on the accounts or disclosures to which they relate.

## ***Alphazyme Goodwill Impairment Assessment***

### ***Description of the Matter***

As discussed in Note 1 to the consolidated financial statements, goodwill is tested at the reporting unit level for impairment at least annually or more frequently if indicators of potential impairment exist. Under the goodwill impairment assessment, if the carrying amount of a reporting unit exceeds its fair value, an impairment loss is recognized in an amount equal to the amount of the excess carrying amount of the reporting unit over its fair value, up to the total amount of goodwill included in the reporting unit. During the current year, the Company performed a quantitative assessment over the goodwill balance assigned to each reporting unit as of September 30, 2024 and at December 31, 2024. As discussed in Note 4 to the consolidated financial statements, as a result of the interim impairment assessment as of December 31, 2024, the Company recorded an impairment loss relating to the Alphazyme reporting unit, which is contained in the Nucleic Acid Production segment, in the amount of \$11.9 million. Total goodwill as of December 31, 2024 was \$159.9 million and represented 16 of total assets.

Auditing the Company's goodwill impairment assessments for the Alphazyme reporting unit as of September 30, 2024 and December 31, 2024 was challenging and judgmental due to the estimation required by management to determine the fair value of the reporting unit. In particular, the estimates are affected by the certain significant assumptions including the revenue projections and the discount rate used to determine the fair value of the reporting unit. These assumptions specific to the Alphazyme reporting unit could be affected by future economic and market conditions.

### ***How We Addressed the Matter in Our Audit***

Our audit procedures over the Company's goodwill impairment assessment for the Alphazyme reporting unit included, among others, assessing the reasonableness of significant assumptions discussed above, and assessing the completeness and accuracy of the underlying data used by the Company in its analyses. We evaluated whether significant assumptions were reasonable by comparing them to industry data and current market forecasts, and whether such assumptions were consistent with evidence obtained in other areas of the audit. We assessed the historical accuracy of management's estimates and performed sensitivity analyses of significant assumptions to evaluate the changes in the fair value of the reporting unit that would result from changes in the assumptions. We also involved our valuation specialists to assist us in evaluating the reasonableness of the Company's valuation methodologies and certain significant assumptions used by the Company.

## ***Revenue with distributors***

### ***Description of the Matter***

During the year ended December 31, 2024, the Company's revenues were \$259.2 million, of which a portion relates to products sold to distributors. Its distributor customers resell the products to end users.

Auditing the Company's product sales to distributors was challenging, specifically related to the effort required to audit the respective sales activity to assess whether incentives were provided that were not properly recognized. These audit procedures involved judgmentally assessing factors including distributor customer ordering patterns, contractual terms, incentives offered, and after shipment credits or free goods as described in Note 1 to the consolidated financial statements.

### ***How We Addressed the Matter in Our Audit***

Our audit procedures over the Company's product sales to distributor customers included, among others, performing analytical procedures to detect and investigate anomalies within the data. We also examined the terms and conditions of selected new or amended contracts with distributor customers and the impact of those terms and conditions on the Company's recognition model. We also confirmed the terms and conditions of contracts directly with a selection of distributor customers, including whether there are side agreements and terms not formally included in the contract that may impact the Company's revenue recognition. In addition, we directly obtained written representations from members of the commercial organization regarding the completeness of the terms and conditions reported to the legal and accounting departments.

/s/ Ernst & Young LLP

We have served as the Company's auditor since 2016.

San Mateo, California  
March 18, 2025

**MARAVAI LIFESCIENCES HOLDINGS, INC.**

**CONSOLIDATED BALANCE SHEETS**

(in thousands, except par value)

	December 31,	
	2024	2023
<b>Assets</b>		
Current assets:		
Cash and cash equivalents	\$ 322,399	\$ 574,962
Accounts receivable, net	38,520	54,605
Inventory	50,082	51,397
Prepaid expenses and other current assets	18,145	18,948
Total current assets	429,146	699,912
Property and equipment, net	164,474	162,900
Goodwill	159,878	326,029
Intangible assets, net	194,957	220,987
Other assets	59,789	77,622
Total assets	<u>\$ 1,008,244</u>	<u>\$ 1,487,450</u>
<b>Liabilities and stockholders' equity</b>		
Current liabilities:		
Accounts payable	\$ 11,957	\$ 10,729
Accrued expenses and other current liabilities	36,407	60,237
Deferred revenue	2,375	3,360
Current portion of payable to related parties pursuant to the Tax Receivable Agreement	—	7,069
Current portion of long-term debt	5,440	5,440
Current portion of finance lease liabilities	792	633
Total current liabilities	56,971	87,468
Long-term debt, less current portion	290,492	518,707
Finance lease liabilities, less current portion	31,106	31,897
Other long-term liabilities	52,466	59,494
Total liabilities	431,035	697,566
Commitments and contingencies (Note 9)		
Stockholders' equity:		
Class A common stock, \$0.01 par value - 500,000 shares authorized; 141,976 and 132,228 shares issued and outstanding as of December 31, 2024 and 2023, respectively	1,420	1,322
Class B common stock, \$0.01 par value - 256,856 and 300,000 shares authorized as of December 31, 2024 and 2023, respectively; 110,684 and 119,094 shares issued and outstanding as of December 31, 2024 and 2023, respectively	1,107	1,191
Additional paid-in capital	181,874	128,503
Retained earnings	140,891	285,737
Total stockholders' equity attributable to Maravai LifeSciences Holdings, Inc.	325,292	416,753
Non-controlling interest	251,917	373,131
Total stockholders' equity	577,209	789,884
Total liabilities and stockholders' equity	<u>\$ 1,008,244</u>	<u>\$ 1,487,450</u>

*The accompanying notes are an integral part of these consolidated financial statements.*

**MARAVAI LIFESCIENCES HOLDINGS, INC.**

**CONSOLIDATED STATEMENTS OF OPERATIONS**

(in thousands, except per share amounts)

	Year Ended December 31,		
	2024	2023	2022
<b>Revenue</b>	\$ 259,185	\$ 288,945	\$ 883,001
<b>Operating expenses:</b>			
Cost of revenue	150,876	148,743	168,957
Selling, general and administrative	161,771	151,390	129,259
Research and development	19,221	17,280	18,369
Change in estimated fair value of contingent consideration	(2,003)	(3,286)	(7,800)
Goodwill impairment	166,151	—	—
Restructuring	(1,214)	6,466	—
Total operating expenses	494,802	320,593	308,785
(Loss) income from operations	(235,617)	(31,648)	574,216
<b>Other income (expense):</b>			
Interest expense	(47,700)	(45,892)	(20,414)
Interest income	27,403	27,727	2,338
Loss on extinguishment of debt	(3,187)	—	(208)
Change in payable to related parties pursuant to the Tax Receivable Agreement	(40)	668,886	(4,102)
Other expense	(2,341)	(1,337)	(358)
(Loss) income before income taxes	(261,482)	617,736	551,472
Income tax (benefit) expense	(1,860)	756,111	60,809
<b>Net (loss) income</b>	<b>(259,622)</b>	<b>(138,375)</b>	<b>490,663</b>
Net (loss) income attributable to non-controlling interests	(114,776)	(19,346)	270,458
<b>Net (loss) income attributable to Maravai LifeSciences Holdings, Inc.</b>	<b>\$ (144,846)</b>	<b>\$ (119,029)</b>	<b>\$ 220,205</b>
<b>Net (loss) income per Class A common share attributable to Maravai LifeSciences Holdings, Inc.:</b>			
Basic	\$ (1.05)	\$ (0.90)	\$ 1.67
Diluted	\$ (1.05)	\$ (0.90)	\$ 1.67
<b>Weighted average number of Class A common shares outstanding:</b>			
Basic	137,906	131,919	131,545
Diluted	137,906	131,919	255,323

*The accompanying notes are an integral part of these consolidated financial statements.*



**MARAVAI LIFESCIENCES HOLDINGS, INC.**

**CONSOLIDATED STATEMENTS OF COMPREHENSIVE (LOSS) INCOME**

(in thousands)

	Year Ended December 31,		
	2024	2023	2022
Net (loss) income	\$ (259,622)	\$ (138,375)	\$ 490,663
Comprehensive (loss) income attributable to non-controlling interests	(114,776)	(19,346)	270,458
Total comprehensive (loss) income attributable to Maravai LifeSciences Holdings, Inc.	<u>\$ (144,846)</u>	<u>\$ (119,029)</u>	<u>\$ 220,205</u>

*The accompanying notes are an integral part of the consolidated financial statements.*

MARAVAI LIFESCIENCES HOLDINGS, INC.

CONSOLIDATED STATEMENTS OF CHANGES IN STOCKHOLDERS' EQUITY

(in thousands)

	Class A Common Stock		Class B Common Stock		Additional Paid-In Capital	Retained Earnings	Non-controlling Interest	Total Stockholders' Equity
	Shares	Amount	Shares	Amount				
<b>December 31, 2021</b>	<b>131,488</b>	<b>\$ 1,315</b>	<b>123,669</b>	<b>\$ 1,237</b>	<b>\$ 128,386</b>	<b>\$ 184,561</b>	<b>\$ 229,862</b>	<b>\$ 545,361</b>
Issuance of Class A common stock under employee equity plans, net of shares withheld for employee taxes	204	2	—	—	2,303	—	—	2,305
Non-controlling interest adjustment for changes in proportionate ownership in Topco LLC	—	—	—	—	(864)	—	864	—
Stock-based compensation	—	—	—	—	9,623	—	9,047	18,670
Distribution for tax liabilities to non-controlling interest holder	—	—	—	—	141	—	(150,206)	(150,065)
Impact of change to deferred tax asset associated with cash contribution to Topco LLC	—	—	—	—	(1,691)	—	—	(1,691)
Net income	—	—	—	—	—	220,205	270,458	490,663
<b>December 31, 2022</b>	<b>131,692</b>	<b>1,317</b>	<b>123,669</b>	<b>1,237</b>	<b>137,898</b>	<b>404,766</b>	<b>360,025</b>	<b>905,243</b>
Effects of Structuring Transactions	—	—	(4,575)	(46)	(25,404)	—	26,392	942
Issuance of Class A common stock under employee equity plans, net of shares withheld for employee taxes	536	5	—	—	116	—	—	121
Non-controlling interest adjustment for changes in proportionate ownership in Topco LLC	—	—	—	—	754	—	(754)	—
Stock-based compensation	—	—	—	—	18,167	—	16,421	34,588
Distribution for tax liabilities to non-controlling interest holder	—	—	—	—	—	—	(9,607)	(9,607)
Impact of change to deferred tax asset associated with stock-based compensation	—	—	—	—	(3,028)	—	—	(3,028)
Net loss	—	—	—	—	—	(119,029)	(19,346)	(138,375)
<b>December 31, 2023</b>	<b>132,228</b>	<b>1,322</b>	<b>119,094</b>	<b>1,191</b>	<b>128,503</b>	<b>285,737</b>	<b>373,131</b>	<b>789,884</b>
Effect of exchange of LLC Units	8,410	84	(8,410)	(84)	26,004	—	(26,004)	—
Issuance of Class A common stock under employee equity plans, net of shares withheld for employee taxes	1,338	14	—	—	(1,988)	—	—	(1,974)
Non-controlling interest adjustment for changes in proportionate ownership in Topco LLC	—	—	—	—	2,349	—	(2,349)	—
Stock-based compensation	—	—	—	—	27,006	—	22,409	49,415
Distribution for tax liabilities to non-controlling interest holder	—	—	—	—	—	—	(494)	(494)
Net loss	—	—	—	—	—	(144,846)	(114,776)	(259,622)
<b>December 31, 2024</b>	<b>141,976</b>	<b>\$ 1,420</b>	<b>110,684</b>	<b>\$ 1,107</b>	<b>\$ 181,874</b>	<b>\$ 140,891</b>	<b>\$ 251,917</b>	<b>\$ 577,209</b>

The accompanying notes are an integral part of the consolidated financial statements.

MARAVAI LIFESCIENCES HOLDINGS, INC.

CONSOLIDATED STATEMENTS OF CASH FLOWS

(in thousands)

	Year Ended December 31,		
	2024	2023	2022
<b>Operating activities:</b>			
Net (loss) income	\$ (259,622)	\$ (138,375)	\$ 490,663
Adjustments to reconcile net (loss) income to net cash provided by operating activities:			
Depreciation	20,852	12,898	7,566
Amortization of intangible assets	27,531	27,356	24,269
Amortization of operating lease right-of-use assets	8,482	8,527	6,268
Amortization of deferred financing costs	2,896	2,929	2,788
Stock-based compensation expense	49,415	34,588	18,670
Loss on extinguishment of debt	3,187	—	208
Deferred income taxes	11	754,942	42,318
Change in estimated fair value of contingent consideration	(2,003)	(3,286)	(7,800)
Goodwill impairment	166,151	—	—
Revaluation of liabilities under the Tax Receivable Agreement	40	(668,886)	4,102
Acquisition related tax adjustment	2,306	1,293	349
Other	833	(3,606)	(8,342)
Changes in operating assets and liabilities, net of acquisitions:			
Accounts receivable	14,359	84,395	(22,272)
Inventory	377	649	9,459
Prepaid expenses and other current and noncurrent assets	1,966	8,136	(35,900)
Accounts payable	723	5,284	(1,578)
Accrued expenses and other current liabilities	(22,754)	15,108	8,503
Deferred revenue	(986)	250	(7,123)
Other long-term liabilities	(6,299)	(15,978)	3,829
Net cash provided by operating activities	7,465	126,224	535,977
<b>Investing activities:</b>			
Cash paid for acquisition, net of cash acquired	—	(69,622)	(238,969)
Acquisition deposit	(300)	—	—
Purchases of property and equipment	(29,658)	(65,553)	(17,090)
Proceeds from government assistance allocated to property and equipment	7,142	12,865	1,105
Prepaid lease payments on finance lease yet to commence	—	—	(13,278)
Purchase of technology	(1,500)	—	—
Proceeds from sale of business, net of cash divested	—	—	620
Net cash used in investing activities	(24,316)	(122,310)	(267,612)
<b>Financing activities:</b>			
Distributions to non-controlling interests holders	(494)	(9,607)	(150,206)
Proceeds from borrowings of long-term debt, net of discount	953	—	8,455
Principal repayments of long-term debt	(234,393)	(5,440)	(13,895)
Financing costs paid to acquire long-term debt	(1,241)	—	—
Payments of finance lease liabilities	(633)	(332)	—
Proceeds from interest rate cap agreement	9,287	6,168	—
Payment of acquisition consideration holdback	—	(9,706)	—
Payments to MLSH 1 pursuant to the Tax Receivable Agreement	(6,014)	(35,661)	(29,108)
Payments to MLSH 2 pursuant to the Tax Receivable Agreement	(1,095)	(6,492)	(5,103)

	Year Ended December 31,		
	2024	2023	2022
(Taxes paid for shares withheld) proceeds from issuance of Class A common stock under employee equity plans, net	(2,082)	(20)	2,358
Net cash used in financing activities	(235,712)	(61,090)	(187,499)
Net (decrease) increase in cash and cash equivalents	(252,563)	(57,176)	80,866
Cash and cash equivalents, beginning of period	574,962	632,138	551,272
Cash and cash equivalents, end of period	\$ 322,399	\$ 574,962	\$ 632,138
<b>Supplemental cash flow information:</b>			
Cash paid for interest	\$ 50,973	\$ 44,256	\$ 20,198
Cash paid (refunded) for income taxes, net	\$ 670	\$ (2,987)	\$ 23,032
<b>Supplemental disclosures of non-cash activities:</b>			
Property and equipment included in accounts payable and accrued expenses	\$ 2,616	\$ 2,011	\$ 1,701
Accrued receivable for capital expenditures to be reimbursed under a government contract	\$ 734	\$ 1,118	\$ —
Right-of-use assets obtained in exchange for finance lease liabilities	\$ —	\$ 32,862	\$ —
Right-of-use assets obtained in exchange for operating lease liabilities	\$ 1,287	\$ 3,931	\$ 17,513
Fair value of contingent consideration liability recorded in connection with acquisition of a business	\$ —	\$ 5,289	\$ 7,800
Accrued consideration payable for MyChem acquisition	\$ —	\$ —	\$ 10,000

*The accompanying notes are an integral part of the consolidated financial statements.*

NOTES TO THE CONSOLIDATED FINANCIAL STATEMENTS

**1. Organization and Significant Accounting Policies**

**Description of Business**

Maravai LifeSciences Holdings, Inc. (the “Company”, and together with its consolidated subsidiaries, “Maravai”, “we”, “us”, and “our”) provides critical products to enable the development of drugs, therapeutics, diagnostics, vaccines and support research on human diseases. Our products address the key phases of biopharmaceutical development and include complex nucleic acids for diagnostic and therapeutic applications and antibody-based products to detect impurities during the production of biopharmaceutical products.

The Company is headquartered in San Diego, California and operates in two principal businesses: Nucleic Acid Production and Biologics Safety Testing. Our Nucleic Acid Production business manufactures and sells products used in the fields of gene therapy, vaccines, nucleoside chemistry, oligonucleotide therapy and molecular diagnostics, including reagents used in the chemical synthesis, modification, labelling and purification of deoxyribonucleic acid (“DNA”) and ribonucleic acid (“RNA”). Our core Nucleic Acid Production offerings include messenger ribonucleic acid (“mRNA”), long and short oligonucleotides, our proprietary CleanCap® capping technology and oligonucleotide building blocks, and custom enzyme development and manufacturing. Our Biologics Safety Testing business sells highly specialized analytical products for use in biologic manufacturing process development, including custom product-specific development antibody and assay development services.

**Organization**

We were incorporated as a Delaware corporation in August 2020 for the purpose of facilitating an initial public offering (“IPO”). Immediately prior to the IPO, we effected a series of organizational transactions (the “Organizational Transactions”), which, together with the IPO, were completed in November 2020, that resulted in the Company operating, controlling all of the business affairs and becoming the ultimate parent company of Maravai Topco Holdings, LLC (“Topco LLC”) and its consolidated subsidiaries. Maravai Life Sciences Holdings, LLC (“MLSH 1”), which is controlled by investment entities affiliated with GTCR, is the only other member of Topco LLC.

The Company is the sole managing member of Topco LLC, which operates and controls TriLink Biotechnologies, LLC (“TriLink”), Glen Research, LLC, Cygnus Technologies, LLC and Alphazyme, LLC (“Alphazyme”) and their respective subsidiaries.

**Basis of Presentation**

The Company operates and controls all of the business and affairs of Topco LLC, and, through Topco LLC and its subsidiaries, conducts its business. Because we manage and operate the business and control the strategic decisions and day-to-day operations of Topco LLC and also have a substantial financial interest in Topco LLC, we consolidate the financial results of Topco LLC, and a portion of our net (loss) income is allocated to the non-controlling interests in Topco LLC held by MLSH 1.

The accompanying consolidated financial statements have been prepared in accordance with accounting principles generally accepted in the United States of America (“U.S. GAAP”) pursuant to the rules and regulations of the Securities and Exchange Commission (“SEC”) and include our accounts and the accounts of our subsidiaries.

All intercompany transactions and accounts between the businesses comprising the Company have been eliminated in the accompanying consolidated financial statements.

Certain prior period amounts have been reclassified to conform to the current period presentation.

**Variable Interest Entities**

The Company consolidates all entities that it controls through a majority voting interest or as the primary beneficiary of a variable interest entity (“VIE”). In determining whether the Company is the primary beneficiary of an entity, the Company applies a qualitative approach that determines whether it has both (i) the power to direct the economically significant activities of the entity and (ii) the obligation to absorb losses of, or the right to receive benefits from, the entity that could potentially be significant to that entity. The Company’s determination about whether it should consolidate such VIEs is made continuously as changes to existing relationships or future transactions may result in a consolidation event.



## **Use of Estimates**

The preparation of consolidated financial statements in accordance with GAAP requires the Company to make judgements, estimates and assumptions that affect the reported amounts of assets, liabilities, equity, revenue and expenses, and related disclosures. These estimates form the basis for judgments the Company makes about the carrying values of assets and liabilities that are not readily apparent from other sources. The Company bases its estimates and judgments on historical experience and on various other assumptions that the Company believes are reasonable under the circumstances. These estimates are based on management's knowledge about current events and expectations about actions the Company may undertake in the future. Significant estimates include, but are not limited to, the measurement of right-of-use assets and lease liabilities and related incremental borrowing rate, the payable to related parties pursuant to the Tax Receivable Agreement (as defined in Note 14), the realizability of our net deferred tax assets, valuation of goodwill and intangible assets, and determination of fair value of contingent consideration. Actual results could differ materially from those estimates.

## **Revenue Recognition**

The Company generates revenue primarily from the sale of products, and to a much lesser extent, services in the fields of nucleic acid production and biologics safety testing. Products are sold primarily through a direct sales force and through distributors in certain international markets where the Company does not have a direct commercial presence.

Revenue is recognized when control of promised goods or services is transferred to a customer or distributor in an amount that reflects the consideration to which the entity expects to be entitled in exchange for those goods or services. Distributors are the principal in all sales transactions with its customers. To determine revenue recognition for its arrangements with customers, the Company performs the following five steps: (i) identify the contract(s) with a customer; (ii) identify the performance obligations in the contract; (iii) determine the transaction price; (iv) allocate the transaction price to the performance obligations in the contract; and (v) recognize revenue when (or as) the entity satisfies a performance obligation.

The majority of the Company's contracts include only one performance obligation. A performance obligation is a promise in a contract to transfer a distinct good or service to the customer and is defined as the unit of account for revenue recognition. The Company also recognizes revenue from other contracts that may include a combination of products and services, the provision of solely services, or from license fee arrangements which may be associated with the delivery of product. Where there is a combination of products and services, the Company accounts for the promises as individual performance obligations if they are concluded to be distinct. Performance obligations are considered distinct if they are both capable of being distinct and distinct within the context of the contract. In determining whether performance obligations meet the criteria for being distinct, the Company considers a number of factors, such as the degree of interrelation and interdependence between obligations, and whether or not the good or service significantly modifies or transforms another good or service in the contract. As a practical expedient, we do not adjust the transaction price for the effects of a significant financing component if, at contract inception, the period between customer payment and the transfer of goods or services is expected to be one year or less. Contracts with customers are evaluated on a contract-by-contract basis as contracts may include multiple types of goods and services as described below.

The Company recognizes revenue from sales to customers through distributors consistently with the policies and practices for direct sales to customers, as described above.

### ***Nucleic Acid Production***

Nucleic Acid Production revenue is generated from the manufacture and sale of highly modified, complex nucleic acid products to support the needs of our customers' research, therapeutic and vaccine programs. The primary offering of products includes CleanCap, mRNA, specialized oligonucleotides, and enzymes. Contracts typically consist of a single performance obligation. We also sell nucleic acid products for labeling and detecting proteins in cells and tissue samples research. The Company recognizes revenue from these products in the period in which the performance obligation is satisfied by transferring control to the customer or distributor. Revenue for nucleic acid catalog products is recognized at a single point in time, generally upon transferring control to the customer or distributor. Revenue for contracts for certain custom nucleic acid products, with an enforceable right to payment and a reasonable margin for work performed to date, is recognized over time, based on a cost-to-cost input method over the manufacturing period. Payments received from customers in advance of manufacturing their products is recorded as deferred revenue until the products are delivered.

### ***Biologics Safety Testing***

The Company's Biologics Safety Testing revenue is associated with the sale of host cell protein, bioprocess impurity detection, viral clearance prediction kits and associated products. We also enter into contracts that include custom antibody development, assay development, antibody affinity extraction and mass spectrometry services. These

products and services enable the detection of impurities that occur in the manufacturing of biologic drugs and other therapeutics including cell and gene therapies. The Company recognizes revenue from the sale of kits and products in the period in which the performance obligation is satisfied by transferring control to the customer. Custom antibody development contracts consist of a single performance obligation, typically with an enforceable right to payment and a reasonable margin for work performed to date. Revenue is recognized over time based on a cost-to-cost input method over the contract term. Where an enforceable right to payment does not exist, revenue is recognized at a point in time when control is transferred to the customer. Assay development service contracts consist of a single performance obligation, revenue is recognized at a point in time when a successful antigen test and report is provided to the customer. Affinity extraction, mass spectrometry and other analytical services, which generally occur over a short period of time, consist of a single performance obligation to perform the service and provide a summary report to the customer. Revenue is recognized upon delivery of the report to the customer or distributor.

The Company elected the practical expedient to not disclose the unfulfilled performance obligations for contracts with an original length of one year or less. The Company had no material unfulfilled performance obligations for contracts with an original length greater than one year for any period presented.

The Company accepts returns only if the products do not meet specifications and historically, the Company's volume of product returns has not been significant. Further, no warranties are provided for promised goods and services other than assurance type warranties, which were not material for any period presented.

Revenue for an individual contract is recognized at the related transaction price, which is the amount the Company expects to be entitled to in exchange for transferring the products and/or services. The transaction price for product sales is calculated at the contracted product selling price. The transaction price for a contract with multiple performance obligations is allocated to the separate performance obligations on a relative standalone selling price basis. Standalone selling prices for products are determined based on the prices charged to customers, which are directly observable. Standalone selling price of services are mostly based on time and materials. Generally, payments from customers are due when goods and services are transferred. As most contracts contain a single performance obligation, the transaction price is representative of the standalone selling price charged to customers. Revenue is recognized only to the extent that it is probable that a significant reversal of the cumulative amount recognized will not occur in future periods. Variable consideration has not been material to our consolidated financial statements.

#### ***Sales taxes***

Sales taxes collected by the Company are not included in the transaction price as revenue as they are ultimately remitted to a governmental authority.

#### ***Shipping and handling costs***

The Company has elected to account for shipping and handling activities related to contracts with customers as costs to fulfill the promise to transfer the associated products. Accordingly, revenue for shipping and handling is recognized at the same time that the related product revenue is recognized.

#### ***Contract costs***

The Company recognizes the incremental costs of obtaining contracts as an expense when incurred when the amortization period of the assets that otherwise would have been recognized is one year or less. These costs are included in sales and marketing and general and administrative expenses. The costs to fulfill the contracts are determined to be immaterial and are recognized as an expense when incurred.

#### ***Contract balances***

Contract assets are generated when contractual billing schedules differ from revenue recognition timing and the Company records contract receivable when it has an unconditional right to consideration. There were no contract asset balances as of December 31, 2024 or 2023.

Contract liabilities include billings in excess of revenue recognized, such as customer deposits and deferred revenue. Customer deposits, which are included in accrued expenses and other current liabilities, are recorded when cash payments are received or due in advance of performance. Deferred revenue is recorded when the Company has unsatisfied performance obligations. Total contract liabilities were \$3.3 million and \$5.5 million as of December 31, 2024 and 2023, respectively. Contract liabilities are generally expected to be recognized into revenue within the next twelve months.

During the year ended December 31, 2024, the Company recognized \$3.7 million of revenue that was included in the contract liabilities balance of \$5.5 million as of December 31, 2023. During the year ended December 31, 2023, such amount was not material for the contract liabilities balance as of December 31, 2022.

### **Disaggregation of Revenue**

The following tables summarize the revenue by segment and region for the periods presented (in thousands):

	Year Ended December 31, 2024		
	Nucleic Acid Production	Biologics Safety Testing	Total
North America	\$ 100,367	\$ 26,723	\$ 127,090
Europe, the Middle East and Africa	26,446	15,609	42,055
Asia Pacific	69,322	20,056	89,378
Latin and Central America	210	452	662
Total revenue	<u>\$ 196,345</u>	<u>\$ 62,840</u>	<u>\$ 259,185</u>

	Year Ended December 31, 2023		
	Nucleic Acid Production	Biologics Safety Testing	Total
North America	\$ 114,459	\$ 26,596	\$ 141,055
Europe, the Middle East and Africa	34,390	15,532	49,922
Asia Pacific	75,716	21,725	97,441
Latin and Central America	204	323	527
Total revenue	<u>\$ 224,769</u>	<u>\$ 64,176</u>	<u>\$ 288,945</u>

	Year Ended December 31, 2022		
	Nucleic Acid Production	Biologics Safety Testing	Total
North America	\$ 312,119	\$ 27,354	\$ 339,473
Europe, the Middle East and Africa	415,298	17,628	432,926
Asia Pacific	85,508	24,286	109,794
Latin and Central America	144	664	808
Total revenue	<u>\$ 813,069</u>	<u>\$ 69,932</u>	<u>\$ 883,001</u>

Total revenue is attributed to geographic regions based on the bill-to location of the transaction. For all periods presented, the majority of our revenue was recognized at a point in time.

### **Shipping and Handling Costs**

Shipping and handling costs, which are charged to customers, are included in revenue. Shipping and handling charges included in revenue were approximately \$4.1 million, \$3.5 million and \$3.2 million for the years ended December 31, 2024, 2023 and 2022, respectively. Freight and supplies costs directly associated with shipping products to customers are included as a component of cost of revenue.

### **Research and Development**

Research and development (“R&D”) expenses include personnel costs, including salaries, benefits and stock-based compensation for laboratory personnel, outside contracted services, and costs of supplies. R&D costs are expensed as incurred. Payments made prior to the receipt of goods or services to be used in R&D are recognized as prepaid assets until the goods are received or services are rendered.

### **Advertising Costs**

The Company expenses advertising costs as incurred. Advertising costs incurred were approximately \$3.5 million, \$2.9 million and \$2.5 million during the years ended December 31, 2024, 2023 and 2022, respectively.

## **Restructuring Costs**

Restructuring costs relate to a cost realignment plan implemented by the Company in November 2023 to optimize business operations and match them to current market conditions. Restructuring costs are comprised of severance and other employee-related costs, facility and other exit costs, professional fees and other restructuring costs.

Employee separation costs principally consist of one-time termination benefits and other post-employment benefits. One-time termination benefits are expensed at the date the entity notifies the employee, unless the employee must provide future service, in which case the benefits are expensed over the future service period. Other post-employment benefits are expensed when the obligation is probable and the benefit amounts are estimable. Other costs associated with restructuring activities, including facility and other exit costs and professional fees, are expensed as they are incurred.

## **Stock-Based Compensation**

The Company recognized stock-based compensation for all equity awards made to employees, non-employee directors and contractors based upon the awards' estimated grant date fair value. For equity awards that vest subject to the satisfaction of service requirements, compensation expense is measured based on the fair value of the award on the date of grant and expense is recognized on a straight-line basis over the requisite service period, which is typically between one to four years. We account for forfeitures as they occur. Stock-based compensation is classified in the accompanying consolidated statements of operations based on the function to which the related services are provided.

The Company estimates the fair value of stock option grants using the Black-Scholes option pricing model. The assumptions used in estimating the fair value of these awards, such as expected term, expected dividend yield, volatility and risk-free interest rate, represent management's best estimates and involve inherent uncertainties and the application of management's judgment. If actual results are not consistent with the Company's assumptions and judgments used in making these estimates, the Company may be required to increase or decrease compensation expense, which could be material to the Company's consolidated results of operations.

The fair value of restricted stock units ("RSUs") is determined based on the number of shares granted and the quoted market price of the Company's Class A common stock on the date of grant.

For performance stock units ("PSUs") which are subject to service and market conditions, compensation expense is measured based on the fair value of the award on the date of grant and expense is recognized on a straight-line basis over the requisite service period regardless if the market condition is satisfied. If the grantee is terminated prior to meeting both conditions, any previously recognized expense is reversed. The Company estimates the fair value of PSUs using the Monte Carlo simulation model. The assumptions used in estimating the fair value of these awards, such as expected term, volatility and risk-free interest rate, represent management's best estimates and involve inherent uncertainties and the application of management's judgment.

For PSUs which are subject to a performance condition, compensation expense is recognized on a straight-line basis over the requisite service period when the achievement of such performance condition is determined probable, and upon achieving such performance condition that was not previously considered as probable, records a cumulative catch-up adjustment to reflect the portion of the grantee's requisite service that has been provided to date. If a performance condition is not determined probable or is not met, no compensation expense is recognized, and any previously recognized expense is reversed. The fair value of such PSUs is determined based on the quoted market price of the Company's Class A common stock on the date of grant.

## **Income Taxes**

We are subject to U.S. federal and state income taxes. We are the controlling member of Topco LLC, which has been, and will continue to be, treated as a partnership for U.S. federal and state income tax purposes. Topco LLC's wholly-owned subsidiary, Maravai LifeSciences International Holdings, Inc., is a taxpaying entity for U.S. and foreign jurisdictions and had limited activity subject to a transfer pricing arrangement during the year ended December 31, 2024. Topco LLC's other subsidiaries are treated as pass-through entities for federal and state income tax purposes. The income or loss generated by these entities is not taxed at the LLC level. As required by U.S. tax law, income or loss generated by these LLCs passes through to their owners. As such, our tax provision consists solely of the activities of Maravai LifeSciences International Holdings, Inc., as well as our share of income or loss generated by Topco LLC.

We account for income taxes under the asset and liability method of accounting. Current income tax expense or benefit represents the amount of income taxes expected to be payable or refundable for the current year. We recognize deferred tax assets and liabilities for the future tax consequences attributable to differences between the financial statement carrying amounts of existing assets and liabilities and their respective tax bases, as well as for operating loss and tax credit carryforwards. We measure deferred tax assets and liabilities using enacted tax rates expected to apply to taxable income in the years in which we expect to recover or settle those temporary differences. We recognize the effect of a change in tax rates on deferred tax assets and liabilities in the results of operations in the period that includes the enactment date. We reduce the

measurement of a deferred tax asset, if necessary, by a valuation allowance if it is more likely than not that we will not realize some or all of the deferred tax asset.

The Company's tax positions are subject to income tax audits. We account for uncertain tax positions by recognizing the financial statement effects of a tax position only when, based upon technical merits, it is more likely than not that the position will be sustained upon examination. Significant judgment is required in determining the accounting for income taxes. In the ordinary course of business, many transactions and calculations arise where the ultimate tax outcome is uncertain. Our judgments, assumptions and estimates relative to the accounting for income taxes take into account current tax laws, our interpretation of current tax laws, and possible outcomes of future audits conducted by foreign and domestic tax authorities. Although we believe that our estimates are reasonable, the final tax outcome of matters could be different from our assumptions and estimates used when determining the accounting for income taxes. Such differences, if identified in future periods, could have a material effect on the amounts recorded in our consolidated financial statements. Interest and penalties related to unrecognized tax benefits are recognized in income tax expense in the accompanying consolidated statements of operations. The provision for income taxes includes the effects of any accruals that the Company believes are appropriate, as well as any related net interest and penalties.

### **Payables to Related Parties Pursuant to the Tax Receivable Agreement**

The Company is party to a Tax Receivable Agreement ("TRA") with MLSH 1 and MLSH 2. The TRA provides for the payment by us to MLSH 1 and MLSH 2, collectively, of 85% of the amount of tax benefits, if any, that we actually realize, or in some circumstances are deemed to realize from exchanges of LLC Units (together with the corresponding shares of Class B common stock) for Class A common stock, as a result of (i) certain increases in the tax basis of assets of Topco LLC and its subsidiaries resulting from purchases or exchanges of LLC Units, (ii) certain tax attributes of the Organization Transactions and (iii) certain other tax benefits related to our entering into the TRA, including tax benefits attributable to payments that we make under the TRA (collectively, the "Tax Attributes"). The payment obligations under the TRA are not conditioned upon any LLC Unitholder maintaining a continued ownership interest in us or Topco LLC and the rights of MLSH 1 and MLSH 2 under the TRA are assignable. We expect to benefit from the remaining 15% of the tax benefits, if any, that we may actually realize.

We accrue a liability for the payable to related parties for the TRA and a reduction to stockholders' equity, when it is deemed probable that the Tax Attributes will be used to reduce our taxable income, as the contractual percentage of the benefit of Tax Attributes that we expected to receive over a period of time. The current portion, if any, of the liability is the amount estimated to be paid within one year of the consolidated balance sheet date. For purposes of estimating the value of the payable to related parties for the TRA, the tax benefit deemed realized by us and payable to MLSH 1 and MLSH 2 is computed by taking 85% of the difference of between our undiscounted forecasted cash income tax liability over the term of benefit of the Tax Attributes and the forecasted amount of such taxes that we would have been required to pay had there been no Tax Attributes. The TRA applies to each of our taxable years, beginning with the taxable year that the TRA is entered into. There is no maximum term for the TRA and the TRA will continue until all such tax benefits have been utilized or expired unless we exercise our right to terminate the TRA for an agreed-upon amount equal to the estimated present value of the remaining payments to be made under the agreement. We may record additional liabilities under the TRA when LLC Units of Topco LLC are exchanged in the future and as our estimates of the future utilization of the tax benefits change. If, due to a change in facts, these tax attributes are not utilized in future years, it is reasonably possible no amounts would be paid under the TRA. In this scenario, the reduction of the liability under the TRA would result in a benefit to our consolidated statements of operations. Subsequent adjustments to the payable to related parties for the TRA based on changes in anticipated future taxable income are recorded in our consolidated statements of operations.

### **Non-Controlling Interests**

Non-controlling interests represent the portion of profit or loss, net assets and comprehensive income or loss of our consolidated subsidiaries that is not allocable to the Company based on our percentage of ownership of such entities.

In November 2020, following the completion of the Organizational Transactions, we became the sole managing member of Topco LLC. As of December 31, 2024, we held approximately 56.2% of the outstanding LLC Units of Topco LLC, and MLSH 1 held approximately 43.8% of the outstanding LLC Units of Topco LLC. Therefore, we report non-controlling interests based on the percentage of LLC Units of Topco LLC held by MLSH 1 on our consolidated balance sheet as of December 31, 2024. Income or loss attributed to the non-controlling interest in Topco LLC is based on the LLC Units outstanding during the period for which the income or loss is generated and is presented on the consolidated statements of operations and consolidated statements of comprehensive (loss) income.

MLSH 1 is entitled to exchange LLC Units of TopCo LLC, together with an equal number of shares of our Class B common stock (together referred to as "Paired Interests"), for shares of our Class A common stock on a one-for-one basis or, at our election, for cash, from a substantially concurrent public offering or private sale (based on the price of our Class A common



stock in such public offering or private sale). As such, future exchanges of Paired Interests by MLSH 1 will result in a change in ownership and reduce or increase the amount recorded as non-controlling interests and increase or decrease additional paid-in-capital when Topco LLC has positive or negative net assets, respectively.

#### ***Payments pursuant to Topco LLC Operating Agreement***

The Topco LLC Operating Agreement entered into at the time of the Organizational Transactions includes a provision requiring cash distributions enabling its owners, including MLSH 1, to pay their taxes on income passing through from Topco LLC. Cash distributions of \$0.5 million, \$9.6 million and \$150.2 million for tax liabilities were made to MLSH 1 during the years ended December 31, 2024, 2023 and 2022, respectively.

#### **Segment Information**

The Company operates in two reportable segments. Operating segments are defined as components of an enterprise for which separate financial information is evaluated regularly by the Company's chief operating decision maker ("CODM") in deciding how to allocate resources and assessing performance. The Company's CODM, its Chief Executive Officer, allocates resources and assesses performance based upon discrete financial information at the segment level. All of our long-lived assets are located in the United States.

#### **Cash and Cash Equivalents**

The Company considers all highly liquid investments with original maturities of three months or less to be cash equivalents. The carrying value of these cash equivalents approximates fair value. Cash and cash equivalents consist of deposits held at financial institutions and money market funds.

#### **Accounts Receivable and Allowance for Credit Losses**

Accounts receivable primarily consist of amounts due from customers for product sales and services. The Company's expected credit losses are developed using an estimated loss rate method that considers historical collection experience, current conditions, and reasonable and supportable forecasts that affect the collectability of the reported amount. The estimated loss rates are applied to trade receivables with similar risk characteristics such as the length of time the balance has been outstanding, liquidity and financial position of the customer, and the geographic location of the customer. In certain instances, the Company may identify individual accounts receivable assets that do not share risk characteristics with other accounts receivable, in which case the Company records its expected credit losses on an individual asset basis.

The allowance for credit losses was \$1.2 million and \$1.4 million as of December 31, 2024 and 2023, respectively. Write-offs of accounts receivable were \$2.0 million during the year ended December 31, 2024. Write-offs of accounts receivable were not significant during the years ended December 31, 2023 and 2022. Recoveries were not significant during any of the periods presented.

#### **Inventory**

Inventories consist of raw materials, work-in-process and finished goods. Inventories are stated at the lower of cost (weighted average cost) or net realizable value. Inventory costs, which relate to the purchase or production of inventories, include materials, direct labor and manufacturing overhead. The Company regularly monitors for excess and obsolete inventory based on its estimates of expected sales volumes, production capacity and expiration of raw materials, work-in-process and finished products, and reduces the carrying value of inventory accordingly. The Company writes down inventory that has become obsolete, inventory that has a cost basis in excess of its expected net realizable value, and inventory in excess of expected manufacturing requirements. Any write-downs of inventories are charged to cost of revenue.

A change in the estimated timing or amount of demand for the Company's products could result in reduction to the recorded value of inventory quantities on hand. Any significant unanticipated changes in demand or unexpected quality failures could have a significant impact on the value of inventory and reported operating results. During all periods presented in the accompanying consolidated financial statements, there have been no material adjustments related to a revised estimate of our inventory valuations.

#### **Government Assistance**

The consideration awarded to the Company by the U.S. Department of Defense is outside the scope of the contracts with customers, income tax, funded research and development, and contribution guidance. This is because the awarding entity is not considered to be a customer, the receipt of the funding is not predicated on the Company's income tax position, there are no refund provisions, and the entity is not receiving reciprocal value for their support provided to the Company. The Company's

elected policy is to recognize such assistance as a reduction to the carrying amount of the assets associated with the award when it is reasonably assured that the funding will be received as evidenced through the existence of an arrangement, amounts eligible for reimbursement are determinable and have been incurred or paid, the applicable conditions under the arrangement have been met, and collectability of amounts due is reasonably assured.

## Property and Equipment

Property and equipment are stated at cost, less accumulated depreciation. Depreciation is computed using the straight-line method over the following estimated useful lives:

Assets	Estimated Useful Life
Leasehold improvements	12 years
Furniture, fixtures, equipment and software	3 - 7 years

Leasehold improvements are amortized over the shorter of the related lease term or useful life.

Maintenance and repairs are charged to operations when incurred, while betterments or renewals are capitalized. When property and equipment are sold or otherwise disposed of, the asset account and related accumulated depreciation account are relieved, and any gain or loss is included in the results of operations.

The Company records certain government grants earned related to capital projects as a reduction to property and equipment.

## Goodwill

Goodwill represents the excess of consideration transferred over the estimated fair value of assets acquired and liabilities assumed in a business combination. Goodwill is not amortized but is reviewed for impairment. Goodwill is allocated to the Company's reporting units, which are components of its business for which discrete cash flow information is available one level below its operating segment. The Company conducts a goodwill impairment analysis at least annually and more frequently if changes in facts and circumstances indicate that the fair value of the Company's reporting units may be less than their respective carrying amount. In performing each annual impairment assessment and any interim impairment assessment, the Company determines if it should qualitatively assess whether it is more likely than not that the fair value of goodwill is less than its carrying amount (the qualitative impairment test). If it is more likely than not that the fair value of the reporting unit is less than its carrying amount, or if the Company elects not to perform the qualitative impairment test, the Company then performs a quantitative impairment test.

The quantitative impairment test is performed using a one-step process. The process is to compare the fair value of the reporting unit with its carrying amount. If the fair value of the reporting unit exceeds its carrying amount, goodwill of the reporting unit is not impaired. If the carrying amount of the reporting unit exceeds its fair value, goodwill of the reporting unit is impaired and an impairment loss is recognized in an amount equal to that excess up to the total amount of goodwill included in the reporting unit. During the third and fourth quarters of 2024, the Company performed a quantitative impairment test and recorded total goodwill impairment of \$166.2 million (see Note 4).

## Intangible Assets

The Company's finite-lived intangible assets represent purchased intangible assets and primarily consist of trade names, customer relationships, patents, and developed technology. Certain criteria are used in determining whether finite-lived intangible assets acquired in a business combination must be recognized and reported separately. Finite-lived intangible assets are initially recognized at fair value, are subject to amortization and are subsequently recorded at amortized cost. The Company's finite-lived intangible assets are amortized using a method that reflects the pattern in which the economic benefits of the intangible assets are intended to be consumed or otherwise used. If that pattern cannot be reliably determined, the respective intangible assets are amortized using the straight-line method over their estimated useful lives and are tested for impairment along with other long-lived assets. Amortization related to patents and developed technology is allocated to cost of revenue whereas amortization associated with trade names and customer relationships is allocated to selling, general and administrative expenses.

## Impairment of Long-Lived and Intangible Assets

The Company periodically reviews long-lived assets, including property and equipment, right-of-use lease assets and finite-lived intangible assets, to determine whether current events or circumstances may indicate that such carrying amounts may not be recoverable. If such facts or circumstances are determined to exist, an estimate of the undiscounted future cash flows of these assets is compared to the carrying value of the assets to determine whether impairment exists. If the assets are determined to be

impaired, the loss is measured based on the difference between the fair value and carrying value of the respective assets. For the purposes of identifying and measuring impairment, long-lived assets are grouped with other assets and liabilities at the lowest level for which identifiable cash flows are largely independent of the cash flows of other assets and liabilities. No impairment loss was recognized by the Company for any long-lived or intangible assets for any period presented in this report.

If the Company determines that events and circumstances warrant a revision to the remaining period of amortization or depreciation for a specific long-lived asset, its remaining estimated useful life will be revised, and the remaining carrying amount of the long-lived asset will be depreciated or amortized prospectively over the revised remaining estimated useful life.

### **Debt Issuance Costs**

Costs incurred in connection with obtaining new debt financing are deferred and amortized over the life of the related financing. If such financing is settled or replaced prior to maturity with debt instruments that have substantially different terms, the settlement is treated as an extinguishment and the unamortized costs are charged to gain or loss on extinguishment of debt. If such financing is settled or replaced with debt instruments from the same lender that do not have substantially different terms, the new debt agreement is accounted for as a modification for the prior debt agreement and the unamortized costs remain capitalized, the new original issuance discount costs are capitalized, and any new third-party costs are charged to expense. Deferred costs are recognized as a direct reduction in the carrying amount of the debt instrument on the consolidated balance sheets and are amortized to interest expense over the term of the related debt using the effective interest method.

### **Fair Value of Financial Instruments**

The Company defines fair value as the amount that would be received to sell an asset, or paid to transfer a liability, in an orderly transaction between market participants at the measurement date. The Company follows accounting guidance that has a three-level hierarchy for fair value measurements based upon the transparency of inputs to the valuation of the asset or liability as of the measurement date. Instruments with readily available actively quoted prices, or for which fair value can be measured from actively quoted prices in an orderly market, will generally have a higher degree of market price transparency and a lesser degree of judgment used in measuring fair value. The three levels of the hierarchy are defined as follows:

Level 1—Observable inputs that reflect quoted prices (unadjusted) for identical assets or liabilities in active markets;

Level 2—Include other inputs that are directly or indirectly observable in the marketplace; and

Level 3—Unobservable inputs which are supported by little or no market activity.

As of December 31, 2024 and 2023, the fair values of cash and cash equivalents, which consisted primarily of money market funds, time and demand deposits, trade accounts receivable, net, and trade accounts payable, approximated their carrying amounts due to the short maturities of these instruments. As of December 31, 2024 or 2023, the fair value of the Company's long-term debt approximated its carrying value, excluding the effect of unamortized debt discount, as it is based on borrowing rates currently available to the Company for debt with similar terms and maturities (Level 2 inputs). See Note 5 for the Company's financial assets and liabilities that are measured at fair value on a recurring basis.

### **Acquisitions**

The Company evaluates mergers, acquisitions and other similar transactions to assess whether or not the transaction should be accounted for as a business combination or an acquisition of assets. The Company first identifies the acquiring entity by determining if the target is a legal entity or a group of assets or liabilities. If control over a legal entity is being evaluated, the Company also evaluates if the target is a variable interest or voting interest entity. For acquisitions of voting interest entities, the Company applies a screen test to determine if substantially all of the fair value of the gross assets acquired is concentrated in a single identifiable asset or group of similar identifiable assets. If the screen test is met, the transaction is accounted for as an acquisition of assets. If the screen is not met, further determination is required as to whether or not the Company has acquired inputs and processes that have the ability to create outputs which would meet the definition of a business.

The Company accounts for its business combinations using the acquisition method of accounting which requires that the assets acquired and liabilities assumed of acquired businesses be recorded at their respective fair values at the date of acquisition. The purchase price, which includes the fair value of consideration transferred, is attributed to the fair value of the assets acquired and liabilities assumed. The purchase price may also include contingent consideration. The Company assesses whether such contingent consideration is subject to liability classification and fair value measurement or meets the definition of a derivative. Contingent consideration liabilities are recognized at their estimated fair value on the acquisition date. Contingent consideration arrangements that are determined to be compensatory in nature are recognized as post combination expense in our consolidated statements of operations ratably over the implied service period beginning in the period it becomes probable such amounts will become payable. The excess of the purchase price of the acquisition over the fair value of the identifiable net assets of the

acquiree is recorded as goodwill. The fair value of assets acquired and liabilities assumed in certain cases may be subject to revision based on the final determination of fair value during a period of time not to exceed twelve months from the acquisition date. The results of acquired businesses are included in the Company's consolidated financial statements from the date of acquisition. Transaction costs directly attributable to acquired businesses are expensed as incurred.

Determining the fair value of assets acquired and liabilities assumed requires management to use significant judgment and estimates, including the selection of valuation methodologies and assumptions about future net cash flows, discount rates and market participants. Each of these factors can significantly affect the value attributed to the identifiable intangible asset acquired in a business combination.

### **Contingent Consideration**

Contingent consideration represents additional consideration that may be transferred to former owners of an acquired entity in the future if certain future events occur or conditions are met. Contingent consideration resulting from the acquisition of a business is recorded at fair value on the acquisition date. Such contingent consideration is re-measured to its estimated fair value at each reporting date with the change in fair value recognized within operating expenses in the Company's consolidated statements of operations. Subsequent changes in the fair value of the contingent consideration are classified as a non-cash adjustment to cash flows from operating activities in the consolidated statements of cash flows because the change in fair value is an input in determining net (loss) income. Cash paid in settlement of contingent consideration liabilities are classified as cash flows from financing activities up to the acquisition date fair value with any excess classified as cash flows from operating activities.

Changes in the fair value of contingent consideration liabilities associated with the acquisition of a business can result from updates to assumptions such as the expected timing or probability of achieving customer-related performance targets, specified sales milestones, changes in projected revenue or changes in discount rates. Judgment is used in determining those assumptions as of the acquisition date and for each subsequent reporting period. Therefore, any changes in the fair value will impact the Company's results of operations in such reporting period, thereby resulting in potential variability in the Company's operating results until such contingencies are resolved.

### **Leases**

The Company determines whether the arrangement is or contains a lease based on the unique facts and circumstances present at the inception of the arrangement and if such a lease is classified as a finance lease or operating lease. Finance leases with a term greater than one year are included in property and equipment, current portion of finance lease liabilities, and finance lease liabilities, less current portion on our consolidated balance sheets. Operating leases with a term greater than one year are included in other assets, accrued expenses and other current liabilities, and other long-term liabilities on our consolidated balance sheets. The Company has elected not to recognize on the consolidated balance sheet leases with terms of one year or less.

Right-of-use ("ROU") assets represents the Company's right to use an underlying asset for the lease term and lease liabilities represent the Company's obligation to make lease payments arising from the lease contract. Lease liabilities and their corresponding ROU assets are recorded based on the present value of lease payments over the expected lease term. In determining the net present value of lease payments, the interest rate implicit in lease contracts is typically not readily determinable. As such, the Company utilizes the appropriate incremental borrowing rate, which is the rate incurred to borrow on a collateralized basis over a similar term an amount equal to the lease payments in a similar economic environment. Certain adjustments to the ROU asset may be required for items such as initial direct costs paid or incentives received and impairment charges if we determine the ROU asset is impaired.

The Company considers a lease term to be the noncancelable period that it has the right to use the underlying asset, including any periods where it is reasonably assured the Company will exercise the option to extend the contract. Periods covered by an option to extend are included in the lease term if the lessor controls the exercise of that option.

The Company recognizes lease expense on a straight-line basis over the expected lease term. Variable lease payments, for items such as maintenance and utilities, are not included in the calculation of the ROU asset and the related lease liability and are recognized as this lease expense is incurred.

The Company has elected to not separate lease and non-lease components for its leased assets and accounts for all lease and non-lease components of its agreements as a single lease component. The lease components resulting in a ROU asset have been recorded on the balance sheet and amortized as lease expense on a straight-line basis over the lease term.

## Concentration of Credit Risk

Financial instruments that potentially subject the Company to significant concentrations of credit risk consist principally of cash and accounts receivable. The Company maintains the majority of its cash balances at multiple financial institutions that management believes are of high-credit-quality and financially stable. Cash is deposited with major financial institutions in excess of Federal Deposit Insurance Corporation (“FDIC”) insurance limits. The Company believes it is not exposed to significant credit risk due to the financial strength of the depository institutions in which the cash is held. The Company provides credit, in the normal course of business, to international and domestic distributors as well as certain customers, which are geographically dispersed. The Company attempts to limit its credit risk by performing ongoing credit evaluations of its customers and maintaining adequate allowances for potential credit losses.

The following table summarizes revenue from each of our customers who individually accounted for 10% or more of our total revenue or accounts receivable for the periods presented:

	Revenue			Accounts Receivable, net	
	Years Ended December 31,			As of December 31,	
	2024	2023	2022	2024	2023
Nacalai USA, Inc.	20.8 %	19.3 %	*	36.8 %	27.3 %
CureVac N.V.	*	*	*	*	13.0 %
BioNTech SE	*	*	34.8 %	*	*
Pfizer Inc.	*	*	26.4 %	*	*

\* Less than 10%

For the years ended December 31, 2024 and 2023, all of the revenue recorded for Nacalai USA, Inc. was generated by the Nucleic Acid Production segment. For the year ended December 31, 2022, substantially all of the revenue recorded for BioNTech SE and Pfizer Inc. was generated by our Nucleic Acid Production segment.

## Net (Loss) Income per Class A Common Share Attributable to Maravai LifeSciences Holdings, Inc.

Basic net (loss) income per Class A common share attributable to Maravai LifeSciences Holdings, Inc. is computed by dividing net (loss) income attributable to us by the weighted average number of Class A common shares outstanding during the period. Diluted net income per Class A common share is calculated by giving effect to all potential weighted average dilutive stock options, restricted stock units, performance stock units and Topco LLC Units, that together with an equal number of shares of our Class B common stock are convertible into shares of our Class A common stock. The dilutive effect of outstanding awards, if any, is reflected in diluted earnings per share by application of the treasury stock method or if-converted method, as applicable. In periods in which the Company reports a net loss attributable to Maravai LifeSciences Holdings, Inc., diluted net loss per Class A common share attributable to the Company is the same as basic net loss per Class A common share attributable to the Company, since dilutive equity instruments are not assumed to have been issued if their effect is anti-dilutive. The Company reported a net loss attributable to Maravai LifeSciences Holdings, Inc. for the years ended December 31, 2024 and 2023.

## Recently Adopted Accounting Pronouncements

In November 2023, the Financial Accounting Standards Board (“FASB”) issued Accounting Standards Update (“ASU”) 2023-07, *Segment Reporting (Topic 280) - Improvements to Reportable Segment Disclosures* (“ASU 2023-07”), which improves segment disclosure requirements, primarily through enhanced disclosures about significant expenses. ASU 2023-07 requires disclosures to include significant segment expenses that are regularly provided to the CODM and included within each reported measure of segment profit or loss, an amount for other segment items by reportable segment and a description of its composition, any additional measures of a segment’s profit or loss used by the CODM when deciding how to allocate resources, and the title and position of the CODM and an explanation of how the CODM uses the reported measures of segment profit or loss in assessing segment performance and deciding how to allocate resources. The ASU also requires all annual disclosures currently required by Topic 280 to be included in interim periods. ASU 2023-07 is effective for the Company for fiscal years beginning after December 15, 2023, and interim periods within fiscal years beginning after December 15, 2024, with early adoption permitted. The amendments in this ASU should be applied retrospectively to all prior periods presented in the consolidated financial statements. The Company adopted ASU 2023-07 during the year ended December 31, 2024 and is complying with the related disclosure requirements (see Note 17).



## Recently Issued Accounting Pronouncements Not Yet Adopted

In December 2023, the FASB issued ASU 2023-09, *Income Taxes (Topic 740) - Improvements to Income Tax Disclosures* (“ASU 2023-09”). The amendments in this ASU address investor requests for more transparency about income tax information through improvements to tax disclosures primarily related to the rate reconciliation and income taxes paid information. The ASU also includes certain other amendments to improve the effectiveness of income tax disclosures. ASU 2023-09 is effective for the Company for annual periods beginning after December 15, 2024, with early adoption permitted. The amendments in this ASU should be applied on a prospective basis, with retrospective application permitted. The Company is currently evaluating the impact of adopting this standard on its consolidated financial statements and disclosures.

In November 2024, the FASB issued ASU 2024-03, *Income Statement - Reporting Comprehensive Income - Expense Disaggregation Disclosures (Subtopic 220-40) - Disaggregation of Income Statement Expenses* (“ASU 2024-03”). The amendments in this ASU improve disclosures about a public business entity’s expenses and addresses investor requests for more detailed information about certain types of expenses in commonly presented expense captions. ASU 2024-03 requires disclosure of purchase of inventory, employee compensation, depreciation, and intangible asset amortization included in each relevant expense caption. The ASU also requires to include certain amounts that are already required to be disclosed under U.S. GAAP in the same disclosure as the other disaggregation requirements, disclosure of a qualitative description of the amounts remaining in relevant expense captions that are not separately disaggregated quantitatively, and disclosure of the total amount of selling expenses and, in annual reporting periods, an entity’s definition of selling expenses. ASU 2024-03 is effective for the Company for annual periods beginning after December 15, 2026, and interim periods within fiscal years beginning after December 15, 2027, with early adoption permitted. The amendments in this ASU should be applied on a prospective basis, with retrospective application permitted. The Company is currently evaluating the impact of adopting this standard on its consolidated financial statements and disclosures.

## 2. Acquisitions

### *Alphazyme, LLC*

On January 18, 2023, the Company completed the acquisition of Alphazyme, LLC (“Alphazyme”), a privately-held original equipment manufacturer (“OEM”) and provider of custom, scalable, molecular biology enzymes to customers in the genetic analysis and nucleic acid synthesis markets. The acquisition will expand the Company’s internal enzyme product portfolio and increase the Company’s differentiated mRNA manufacturing services and product offerings. Alphazyme’s ability to manufacture custom enzymes allows the Company to expand into near adjacent markets and raise our enzyme vertical.

The Company acquired Alphazyme for a total purchase consideration of \$75.3 million, which is inclusive of net working capital adjustments. As a result of the acquisition, the Company owns all the outstanding equity interest in Alphazyme. The total cash consideration was paid using existing cash on hand. The transaction was accounted for as an acquisition of a business as Alphazyme consisted of inputs and processes applied to those inputs that had the ability to contribute to the creation of outputs.

For the year ended December 31, 2023, the Company incurred \$4.1 million in transaction costs associated with the acquisition of Alphazyme, which were recorded within selling, general and administrative expenses in the consolidated statements of operations.

The acquisition date fair value of consideration transferred to acquire Alphazyme consisted of the following (in thousands):

Cash paid <sup>(1)</sup>	\$	70,037
Fair value of contingent consideration		5,289
Total consideration transferred	\$	<u>75,326</u>

(1) Represents cash consideration paid at closing of \$70.1 million, net of a purchase price adjustment received in June 2023 of \$0.1 million.

Pursuant to the Securities Purchase Agreement (the “Alphazyme SPA”) between the Company and sellers of Alphazyme, additional payments to the sellers of Alphazyme are dependent upon meeting or exceeding defined revenue targets during fiscal years 2023 through 2025 (the “Alphazyme Performance Payments”). The Alphazyme SPA provides for a total maximum Alphazyme Performance Payments of \$75.0 million. The Alphazyme Performance Payments were recorded as contingent consideration and was included as part of the purchase consideration. The Company estimated the fair value of the Alphazyme Performance Payments contingent consideration based on a Monte-Carlo simulation model which utilized an income approach. The estimated fair value was based on Alphazyme revenue projections, expected payout term, volatility and risk adjusted discount rates which are Level 3 inputs (see Note 5). The first and second performance periods applicable to the Alphazyme

Performance Payments ended on December 31, 2023 and 2024, respectively, and it was determined that the defined revenue targets were not achieved. Consequently, no payments were made to the sellers of Alphazyme. As of December 31, 2024, the Company may be required to make contingent payments to the sellers of Alphazyme of up to \$25.0 million for the remaining performance period. The Company did not record a corresponding liability as of December 31, 2024 as payments are not deemed probable.

The Alphazyme SPA also provides that the Company will pay certain employees of Alphazyme an additional amount totaling \$9.3 million (the “Alphazyme Retention Payments”) as of various dates but primarily through December 31, 2025 as long as these individuals continue to be employed by the Company. The Company considers the payment of the Alphazyme Retention Payments as probable and is recognizing compensation expense related to these payments in the post-acquisition period ratably over the service period of approximately three years. As of December 31, 2024, the Company has accrued \$6.6 million of these retention payments within other long-term liabilities on the consolidated balance sheets. For the year ended December 31, 2024, the Company recorded \$1.1 million of compensation expense related to the Alphazyme Retention Payments within cost of revenue in the consolidated statements of operations. For the year ended December 31, 2023, such amount was not material. For each of the years ended December 31, 2024 and 2023, the Company recorded \$2.2 million of compensation expense related to the Alphazyme Retention Payments within selling, general and administrative expenses in the consolidated statements of operations.

The following table summarizes the estimated fair values of the assets acquired and liabilities assumed at the acquisition date (in thousands):

Cash	\$	288
Inventory		7,246
Other current assets		660
Intangible assets, net		31,680
Other assets		5,043
Total identifiable assets acquired		44,917
Current liabilities		(482)
Other long-term liabilities		(11,470)
Total liabilities assumed		(11,952)
Net identifiable assets acquired		32,965
Goodwill		42,361
Net assets acquired	\$	75,326

We recorded the preliminary purchase price allocation in the first quarter of 2023. During the third quarter of 2023, we recorded a measurement period adjustment resulting in a decrease to goodwill of \$0.4 million, with an equal offset to other long-term liabilities.

The acquisition was accounted for under the acquisition method of accounting, and therefore, the total purchase price was allocated to the identifiable tangible and intangible assets acquired and the liabilities assumed based on their respective fair values as of the acquisition date. Purchase consideration in excess of the amounts recognized for the net assets acquired was recognized as goodwill. Goodwill is primarily attributable to expanded synergies expected from the acquisition associated with a vertical supply integration. All of the goodwill acquired in connection with the acquisition of Alphazyme was allocated to the Company’s Nucleic Acid Production segment. None of the goodwill recognized is expected to be deductible for income tax purposes.

Upon closing of the acquisition, approximately \$1.5 million was placed into escrow to cover potential working capital adjustments and approximately \$3.0 million was placed into escrow to secure certain representations and warranties pursuant to the terms of the Alphazyme SPA. These amounts are included in the total purchase consideration of \$75.3 million. \$1.5 million was released from escrow during the second quarter of 2023, of which the Company received \$0.1 million related to net working capital adjustments. \$3.0 million was released from escrow to the sellers during the first quarter of 2024.

The following table summarizes the estimated fair values of Alphazyme’s identifiable intangible assets as of the date of acquisition and their estimated useful lives:

	Estimated Fair Value (in thousands)	Estimated Useful Life (in years)
Trade names	\$ 220	5
Developed technology	31,000	12
Customer relationships	460	12
Total	<u>\$ 31,680</u>	

The trade name and customer relationship intangible assets are related to Alphazyme’s name, customer loyalty and customer relationships. The developed technology intangible asset is related to its unique manufacturing process optimization capability to both scale production and achieve quality standards. The fair value of these intangible assets was based on Alphazyme’s projected revenues and was estimated using an income approach, specifically the relief from royalty method for trade names, the multi-period excess earnings method for developed technology, and the distributor method for customer relationships. Under the income approach, an intangible asset’s fair value is equal to the present value of future economic benefits to be derived from ownership of the asset. The estimated fair value was developed by discounting future net cash flows to their present value at market-based rates of return utilizing Level 3 inputs. The useful lives for these intangible assets were determined based upon the remaining period for which the assets were expected to contribute directly or indirectly to future cash flows. Key quantitative assumptions used in the determination of fair value of the developed technology intangible included revenue growth rates ranging from 3.0% to 55.0%, a discount rate of 17.8% and an assumed technical obsolescent curve of 5.0%.

The carrying value of the remaining assets acquired or liabilities assumed was estimated to equal their fair values based on their short-term nature.

### ***MyChem, LLC***

On January 27, 2022, the Company completed the acquisition of MyChem, LLC (“MyChem”), a privately-held San Diego, California-based provider of ultra-pure nucleotides to customers in the diagnostics, pharma, genomics and research markets. The acquisition will vertically integrate the Company’s supply chain and expand its product offerings for inputs used in the development of therapeutics and vaccines.

The Company acquired MyChem for a total purchase consideration of \$257.9 million, which is inclusive of net working capital adjustments. As a result of the acquisition, the Company owns all the outstanding equity interest in MyChem. The total cash consideration was paid using existing cash on hand. The transaction was accounted for as an acquisition of a business as MyChem consisted of inputs and processes applied to those inputs that had the ability to contribute to the creation of outputs.

For the year ended December 31, 2022, the Company incurred \$3.5 million in transaction costs associated with the acquisition of MyChem, which were recorded within selling, general and administrative expenses in the consolidated statements of operations.

The acquisition date fair value of consideration transferred to acquire MyChem consisted of the following (in thousands):

Cash paid <sup>(1)</sup>	\$ 240,145
Consideration payable	10,000
Fair value of contingent consideration	7,800
Total consideration transferred	<u>\$ 257,945</u>

(1) Represents cash consideration paid at closing of \$240.0 million and a purchase price adjustment paid in November 2022 of \$0.1 million.

Pursuant to the Securities Purchase Agreement (the “MyChem SPA”) between the Company and sellers of MyChem, additional payments to the sellers of MyChem are dependent upon meeting or exceeding defined revenue targets during fiscal 2022 (the “MyChem Performance Payment”). The MyChem SPA provides for a total maximum Performance Payment of \$40.0 million. The MyChem Performance Payment was recorded as contingent consideration and was included as part of the purchase consideration. The Company estimated the fair value of the MyChem Performance Payment contingent consideration based on a Monte-Carlo simulation model which utilized an income approach. The estimated fair value was based on MyChem revenue projections, expected payout term, volatility and risk adjusted discount rates which are Level 3 inputs (see Note 5). The

performance period applicable to the MyChem Performance Payment ended as of December 31, 2022 and it was determined that none of the defined revenue thresholds were achieved. Consequently, no payment was made to the sellers of MyChem.

The MyChem SPA also provides that the Company will pay to the sellers of MyChem an additional \$20.0 million (the “MyChem Retention Payment”) as of the second anniversary of the closing of the acquisition date as long as two senior employees who are also the sellers of MyChem continue to be employed by TriLink. The Company considers the payment of the Retention Payment as probable and is recognizing compensation expense related to this payment in the post-acquisition period ratably over the expected service period of two years. For the years ended December 31, 2024 and 2023, the Company recorded \$1.4 million and \$4.3 million, respectively, of compensation expense related to the MyChem Retention Payment within cost of revenue in the consolidated statements of operations. For the year ended December 31, 2022, there was no such amount. For the years ended December 31, 2024, 2023, and 2022, the Company recorded \$0.4 million, \$5.1 million, and \$9.3 million, respectively, of compensation expense related to the MyChem Retention Payment within research and development expenses in the consolidated statements of operations. As of December 31, 2024, there will be no further expense or payments under this arrangement.

The MyChem SPA further provides that the Company will pay to the sellers of MyChem an additional amount of up to \$10.0 million subject to the completion of certain calculations associated with acquired inventory, which has been recorded within accrued expenses and other current liabilities on the consolidated balance sheet as of December 31, 2022. During the first quarter of 2023, but subsequent to the end of the measurement period, these calculations were completed and a payment of \$9.7 million was made by the Company to the sellers. The remaining \$0.3 million was recorded as non-cash gain within current year operations.

The following table summarizes the estimated fair values of the assets acquired and liabilities assumed at the acquisition date (in thousands):

Cash	\$	1,176
Current assets		2,741
Intangible assets, net		123,360
Other assets		8,585
Total identifiable assets acquired		135,862
Current liabilities		(420)
Other long-term liabilities		(8,399)
Total liabilities assumed		(8,819)
Net identifiable assets acquired		127,043
Goodwill		130,902
Net assets acquired	\$	257,945

We recorded the preliminary purchase price allocation in the first quarter of 2022. During the fourth quarter of 2022, we recorded measurement period adjustments resulting in an increase to goodwill of \$0.1 million and a decrease to other assets and current liabilities of \$0.7 million.

The acquisition was accounted for under the acquisition method of accounting, and therefore, the total purchase price was allocated to the identifiable tangible and intangible assets acquired and the liabilities assumed based on their respective fair values as of the acquisition date. Purchase consideration in excess of the amounts recognized for the net assets acquired was recognized as goodwill. Goodwill is primarily attributable to expanded synergies expected from the acquisition associated with a vertical supply integration. There were no tax impacts associated with the acquisition due to the pass-through income tax treatment of MyChem. All of the goodwill acquired in connection with the acquisition of MyChem was allocated to the Company’s Nucleic Acid Production segment and is deductible to Topco LLC for income tax purposes.

Upon closing of the acquisition, approximately \$1.0 million was placed into escrow to cover potential working capital adjustments and approximately \$12.5 million was placed into escrow to secure certain representations and warranties pursuant to the terms of the MyChem SPA. These amounts are included in the total purchase consideration of \$257.9 million. The Company released the \$1.0 million in escrow and paid out an additional \$0.1 million related to net working capital adjustments during the fourth quarter of 2022. During the first quarter of 2023, but subsequent to the end of the measurement period, \$12.4 million of the amounts in escrow to secure certain representations and warranties was released to the sellers and the remaining \$0.1 million was released to the Company for indemnification of pre-closing liabilities, which was recorded within current year operations.

The following table summarizes the estimated fair values of MyChem’s identifiable intangible assets as of the date of acquisition and their estimated useful lives:

	Estimated Fair Value (in thousands)	Estimated Useful Life (in years)
Trade names	\$ 460	3
Developed technology	121,000	12
Customer relationships	1,900	12
Total	<u>\$ 123,360</u>	

The trade name and customer relationship intangible assets are related to MyChem’s name, customer loyalty and customer relationships. The developed technology intangible asset is related to processes and techniques for synthesizing and developing ultra-pure nucleotides. The fair value of these intangible assets was based on MyChem’s projected revenues and was estimated using an income approach, specifically the multi-period excess earnings method. Under the income approach, an intangible asset’s fair value is equal to the present value of future economic benefits to be derived from ownership of the asset. The estimated fair value was developed by discounting future net cash flows to their present value at market-based rates of return utilizing Level 3 inputs. The useful lives for these intangible assets were determined based upon the remaining period for which the assets were expected to contribute directly or indirectly to future cash flows. Key quantitative assumptions used in the determination of fair value of the developed technology intangible included revenue growth rates ranging from 3.0% to 30.6%, a discount rate of 16.5% and an assumed technical obsolescent curve range of 5.0% to 7.5%.

Pursuant to the terms of the MyChem SPA, the Company recognized an indemnification asset of \$8.0 million within other assets, which represented the seller’s obligation to reimburse pre-acquisition income tax liabilities assumed in the acquisition and was recorded within other long-term liabilities. The amount of the indemnification asset recorded as of December 31, 2024 was \$4.1 million.

The carrying value of the remaining assets acquired or liabilities assumed was estimated to equal their fair values based on their short-term nature.

### 3. Restructuring

In November 2023, the Company implemented a cost realignment plan (the “Cost Realignment Plan”) that included the termination of approximately 15% of the Company’s workforce, the termination of certain leases, and other actions to reduce expenses, all as part of a plan to optimize business operations and match them to current market conditions. The reduction in force was completed on January 5, 2024, following the end of the sixty-day notification period required by the Worker Adjustment and Retraining Notification Act. The Cost Realignment Plan was substantially completed during the first quarter of 2024, with most of the cash payments having been disbursed prior to the end of such quarter, and the remainder having been disbursed prior to December 31, 2024. The Company does not expect to incur additional restructuring costs relating to the Cost Realignment Plan.

For the year ended December 31, 2024, restructuring charges primarily consist of the stock-based compensation benefit recognized for the forfeiture of stock awards upon the termination of certain impacted employees resulting from the Cost



Realignment Plan. The Company's restructuring charges by segment and unallocated corporate costs, which are recorded as restructuring expenses on the consolidated statements of operations, were as follows for the periods presented (in thousands):

	Year Ended December 31, 2024			
	Severance and Other Employee Costs (Reversals)	Stock-Based Compensation Benefit	Professional Fee Reversals and Other	Total
Nucleic Acid Production	\$ (11)	\$ (813)	\$ (20)	\$ (844)
Corporate	56	(412)	(14)	(370)
Total	<u>\$ 45</u>	<u>\$ (1,225)</u>	<u>\$ (34)</u>	<u>\$ (1,214)</u>

	Year Ended December 31, 2023				
	Severance and Other Employee Costs	Stock-Based Compensation Expense (Benefit)	Facility and Other Exit Costs	Professional Fees and Other	Total
Nucleic Acid Production	\$ 2,470	\$ 168	\$ 638	\$ 190	\$ 3,466
Corporate	1,833	(269)	1,351	85	3,000
Total	<u>\$ 4,303</u>	<u>\$ (101)</u>	<u>\$ 1,989</u>	<u>\$ 275</u>	<u>\$ 6,466</u>

The following table summarizes the activity for accrued restructuring costs, which is recorded within accrued expenses and other current liabilities on the consolidated balance sheets, for the periods presented (in thousands):

	Severance and Other Employee Costs	Stock-Based Compensation Benefit	Facility and Other Exit Costs	Professional Fees (Reversals) and Other	Total
Balance as of December 31, 2022	\$ —	\$ —	\$ —	\$ —	\$ —
Charges (benefit)	4,303	(101)	1,989	275	6,466
Non-cash benefit	—	101	—	—	101
Cash payments	(1,760)	—	(1,989)	(4)	(3,753)
Balance as of December 31, 2023	2,543	—	—	271	2,814
Charges (benefit)	45	(1,225)	—	(34)	(1,214)
Non-cash benefit	—	1,225	—	—	1,225
Cash payments	(2,588)	—	—	(237)	(2,825)
Balance as of December 31, 2024	<u>\$ —</u>	<u>\$ —</u>	<u>\$ —</u>	<u>\$ —</u>	<u>\$ —</u>

#### 4. Goodwill and Intangible Assets

##### Goodwill

The following table summarizes the activity in the Company's goodwill by segment for the period presented (in thousands):

	Nucleic Acid Production <sup>(1)</sup>	Biologics Safety Testing <sup>(2)</sup>	Total
Balance as of December 31, 2023	\$ 206,101	\$ 119,928	\$ 326,029
Impairment	(166,151)	—	(166,151)
Balance as of December 31, 2024	<u>\$ 39,950</u>	<u>\$ 119,928</u>	<u>\$ 159,878</u>

(1) The Nucleic Acid Production segment had accumulated goodwill impairment of \$166.2 million as of December 31, 2024. There had been no accumulated goodwill impairment as of December 31, 2023.

(2) The Biologics Safety Testing segment had no accumulated goodwill impairment as of December 31, 2024 or 2023.

As of December 31, 2024 and 2023, the Company had four reporting units, three of which are contained in the Nucleic Acid Production segment. During the year ended December 31, 2024, the Company recorded full goodwill impairment of \$154.2

million related to the TriLink reporting unit and a goodwill impairment of \$11.9 million related to the Alphazyme reporting unit, which are both contained in the Nucleic Acid Production segment.

In connection with preparing its financial statements for the third quarter of 2024, the Company tested its reporting units for potential goodwill impairment in response to impairment indicators identified during the Company's forecasting process. During the third quarter of 2024, the Company revised its long-term forecast to reflect lower projected near-term revenues due to lower demand in research and discovery products within our Nucleic Acid Production business. This revision also considered the slower than expected transition to new mRNA clinical trials as customers prioritize existing programs and more conservatively invest in new programs as the results of continued macroeconomic pressures. The Company performed a quantitative goodwill impairment test on each of its four reporting units. The Company performed the impairment test using a combination of the income and the market approach to determine whether the fair value of each reporting unit was less than its carrying value. The income approach utilizes a discounted cash flow model with inputs developed using both internal and market-based data, while the market approach utilizes comparable company information. The significant assumptions in the discounted cash flow models vary amongst, and are specific to, each reporting unit and include, but are not limited to, discount rates, revenue projections, revenue growth rate assumptions (including terminal growth rates) and EBITDA margins. Discount rates were determined using a weighted average cost of capital specific to each reporting unit and other market and industry data. For TriLink, the selected discount rate was 10.5%. These assumptions were developed in light of current market conditions and future expectations which include, but were not limited to, new product and service developments, impact of competition and future economic conditions. These estimates and assumptions represent a Level 3 measurement because they are supported by little or no market activity and reflect our own assumptions in measuring fair value. Based on its interim quantitative assessment, the Company concluded that the TriLink reporting unit had a carrying value that exceeded its estimated fair value. As a result, the Company recorded goodwill impairment of \$154.2 million on the consolidated statements of operations, which was the entire goodwill balance at the reporting unit. As of the end of the third quarter of 2024, no impairment was recorded for the Company's remaining three reporting units, as each of their fair values exceeded their respective carrying values.

In connection with preparing its financial statements for the year ended December 31, 2024, the Company tested its reporting units for potential goodwill impairment in response to impairment indicators identified during the Company's forecast process and the sustained decline in its stock price. As of December 31, 2024, the Company revised its long-term forecast to reflect lower projected near-term revenues due to lower demand in enzyme products within its Nucleic Acid Production business. The Company performed a quantitative goodwill impairment test on each of its reporting units with goodwill. The Company performed the December 31, 2024 impairment test using a combination of the income and the market approach to determine whether the fair value of each reporting unit was less than its carrying value. The income approach utilizes a discounted cash flow model with inputs developed using both internal and market-based data, while the market approach utilizes comparable company information. The significant assumptions in the discounted cash flow models vary amongst, and are specific to, each reporting unit and include, but are not limited to, discount rates, revenue, revenue growth rate assumptions (including terminal growth rates) and EBITDA margin. Discount rates were determined using a weighted average cost of capital specific to each reporting unit and other market and industry data. For Alphazyme, the selected discount rate was 28.5%. These assumptions were developed in light of current market conditions and future expectations which include, but were not limited to, new product and service developments, the impact of competition and future economic conditions. These estimates and assumptions represent a Level 3 measurement because they are supported by little or no market activity and reflect the Company's own assumptions in measuring fair value. Based on its quantitative assessment, the Company concluded that the Alphazyme reporting unit had a carrying value that exceeded its estimated fair value. As a result, the Company recorded goodwill impairment of \$11.9 million on the consolidated statements of operations. No impairment was recorded for any of the Company's other reporting units with goodwill at this time, as each of their fair values exceeded their respective carrying values.

### ***Intangible Assets***

In conjunction with the goodwill impairment tests performed during each of the third and fourth quarters of 2024, the Company also evaluated the recoverability of its long-lived assets (including finite-lived intangible assets). The Company performed the impairment test by comparing the respective carrying value of the assets to the current and expected future cash flows, on an undiscounted basis, to be generated from such assets. Based on the impairment tests, it was determined that the carrying value of the asset groups did not exceed their respective current and expected future cash flows, on an undiscounted basis. As a result, no impairment for long-lived assets (including finite-lived intangible assets) was recorded.

Intangible assets are being amortized on a straight-line basis, which reflects the expected pattern in which the economic benefits of the intangible assets are being obtained, over an estimated useful life ranging from 3 to 14 years.

The following are components of finite-lived intangible assets and accumulated amortization as of the periods presented (in thousands):

December 31, 2024					
	Gross Carrying Amount	Accumulated Amortization	Net Carrying Amount	Estimated Useful Life	Weighted Average Remaining Amortization Period
	(in thousands)	(in thousands)		(in years)	(in years)
Trade Names	\$ 7,800	\$ (6,885)	\$ 915	3 - 10	2.0
Patents and Developed Technology	321,149	(134,822)	186,327	10 - 14	8.0
Customer Relationships	22,313	(14,598)	7,715	10 - 12	5.2
Total	<u>\$ 351,262</u>	<u>\$ (156,305)</u>	<u>\$ 194,957</u>		7.8

December 31, 2023					
	Gross Carrying Amount	Accumulated Amortization	Net Carrying Amount	Estimated Useful Life	Weighted Average Remaining Amortization Period
	(in thousands)	(in thousands)		(in years)	(in years)
Trade Names	\$ 7,800	\$ (6,369)	\$ 1,431	3 - 10	2.8
Patents and Developed Technology	319,649	(109,800)	209,849	10 - 14	8.9
Customer Relationships	22,313	(12,606)	9,707	10 - 12	5.9
Total	<u>\$ 349,762</u>	<u>\$ (128,775)</u>	<u>\$ 220,987</u>		8.7

The Company recognized \$24.9 million, \$24.8 million and \$21.5 million of amortization expense from intangible assets directly linked with revenue generating activities within cost of revenue in the consolidated statements of operations for the years ended December 31, 2024, 2023 and 2022, respectively. Amortization expense for intangible assets that are not directly related to sales generating activities of \$2.6 million, \$2.6 million and \$2.8 million was recorded as selling, general and administrative expenses for the years ended December 31, 2024, 2023 and 2022, respectively.

As of December 31, 2024, the estimated future amortization expense for finite-lived intangible assets were as follows (in thousands):

2025	\$ 27,460
2026	27,223
2027	26,207
2028	25,987
2029	24,822
Thereafter	63,258
Total estimated amortization expense	<u>\$ 194,957</u>

## 5. Fair Value Measurements

The following table summarizes the Company's financial assets and liabilities that are measured at fair value on a recurring basis by level within the fair value hierarchy as of the periods presented (in thousands):

		Fair Value Measurements as of December 31, 2024			
	Line Item in the Consolidated Balance Sheets	Level 1	Level 2	Level 3	Total
<b>Assets</b>					
Money market funds	Cash and cash equivalents	\$ 321,985	\$ —	\$ —	\$ 321,985
Interest rate cap	Prepaid expenses and other current assets	—	1,375	—	1,375
Total assets		<u>\$ 321,985</u>	<u>\$ 1,375</u>	<u>\$ —</u>	<u>\$ 323,360</u>
		Fair Value Measurements as of December 31, 2023			
	Line Item in the Consolidated Balance Sheets	Level 1	Level 2	Level 3	Total
<b>Assets</b>					
Money market funds	Cash and cash equivalents	\$ 418,685	\$ —	\$ —	\$ 418,685
Interest rate cap	Other assets	—	8,559	—	8,559
Total assets		<u>\$ 418,685</u>	<u>\$ 8,559</u>	<u>\$ —</u>	<u>\$ 427,244</u>
<b>Liabilities</b>					
Contingent consideration	Accrued expenses and other current liabilities	\$ —	\$ —	\$ 131	\$ 131
Contingent consideration	Other long-term liabilities	—	—	1,872	1,872
Total liabilities		<u>\$ —</u>	<u>\$ —</u>	<u>\$ 2,003</u>	<u>\$ 2,003</u>

### Contingent Consideration

In connection with the acquisition of Alphazyme (see Note 2), the Company was initially required to make contingent payments to the sellers of Alphazyme of up to \$75.0 million, subject to Alphazyme achieving certain revenue thresholds during each of the fiscal years 2023 through 2025. The preliminary fair value of the liability for the contingent consideration recognized upon the completion of the acquisition as part of the purchase accounting opening balance sheet was \$5.3 million. The preliminary fair value of the contingent consideration was determined using a Monte-Carlo simulation-based model discounted to present value. Assumptions used to determine the fair value were expected revenue, a discount rate of 17.8% and various probability factors. The ultimate settlement of the contingent consideration could deviate from current estimates based on actual revenues. The contingent consideration consists of three Performance Payments for each of the performance periods, with the first and second payments (to the extent earned) due in 2024 and 2025, respectively. For the first and second performance periods which ended on December 31, 2023 and 2024, respectively, it was determined that the defined revenue targets were not achieved. Consequently, no payments for contingent consideration were made to the sellers of Alphazyme. As of December 31, 2024, the Company may be required to make contingent payments to the sellers of Alphazyme of up to \$25.0 million for the remaining performance period.

This contingent consideration liability is considered to be a Level 3 financial liability that is remeasured each reporting period. Changes in fair value of contingent consideration are recognized as a gain or loss and recorded within change in estimated fair value of contingent consideration in the consolidated statements of operations. During the year ended December 31, 2024, the Company recorded a decrease of \$2.0 million in the estimated fair value of contingent consideration. This was due to a change in estimates associated with the expected achievement of the Alphazyme revenue thresholds that would require the Company to make a contingent consideration payment under the Alphazyme SPA.

The following table provides a reconciliation of liabilities measured at fair value on a recurring basis using significant unobservable inputs (Level 3) for the period presented (in thousands):

	Contingent Consideration
Balance as of December 31, 2023	\$ 2,003
Change in estimated fair value of contingent consideration	(2,003)
Balance as of December 31, 2024	\$ —

## 6. Balance Sheet Components

### *Inventory*

Inventory consisted of the following as of the periods presented (in thousands):

	December 31, 2024	December 31, 2023
Raw materials	\$ 16,974	\$ 19,338
Work-in-process	10,050	12,680
Finished goods	23,058	19,379
Total inventory	\$ 50,082	\$ 51,397

### *Property and equipment*

Property and equipment consisted of the following as of the periods presented (in thousands):

	December 31, 2024	December 31, 2023
Finance lease right-of-use assets	\$ 78,599	\$ 78,599
Leasehold improvements	37,587	24,874
Furniture, fixtures and equipment	73,362	48,793
Software	3,870	3,211
Total	193,418	155,477
Less accumulated depreciation	(52,708)	(32,214)
Total	140,710	123,263
Construction in-progress	23,764	39,637
Total property and equipment, net	\$ 164,474	\$ 162,900

Depreciation expense totaled approximately \$20.9 million, \$12.9 million and \$7.6 million for the years ended December 31, 2024, 2023 and 2022, respectively.

### *Other assets*

Other assets consisted of the following as of the periods presented (in thousands):

	December 31, 2024	December 31, 2023
Operating lease right-of-use assets	\$ 52,551	\$ 59,746
Indemnification asset (see Note 2)	4,082	6,388
Interest rate cap, non-current	—	8,559
Other	3,156	2,929
Total other assets	\$ 59,789	\$ 77,622



### ***Accrued expenses and other current liabilities***

Accrued expenses consisted of the following as of the periods presented (in thousands):

	<b>December 31, 2024</b>	<b>December 31, 2023</b>
Employee related	\$ 17,163	\$ 12,905
Operating lease liabilities, current portion	7,481	6,780
Accrued interest payable	4,566	9,202
Professional services	2,233	2,277
Accrued property and equipment	1,732	632
Customer deposits	910	2,156
Sales and use tax liability	779	1,001
Accrued MyChem Retention Payments, current portion (see Note 2)	—	19,446
Accrued restructuring costs (see Note 3)	—	2,814
Other	1,543	3,024
Total accrued expenses and other current liabilities	<u>\$ 36,407</u>	<u>\$ 60,237</u>

### ***Other long-term liabilities***

Other long-term liabilities consisted of the following as of the periods presented (in thousands):

	<b>December 31, 2024</b>	<b>December 31, 2023</b>
Operating lease liabilities, non-current	\$ 41,381	\$ 47,510
Accrued Alphayzme Retention Payments, non-current (see Note 2)	6,580	3,202
Acquisition related tax liability (see Note 2)	4,082	6,388
Contingent consideration, non-current	—	1,872
Other	423	522
Total other long-term liabilities	<u>\$ 52,466</u>	<u>\$ 59,494</u>

## **7. Government Assistance**

### ***Cooperative Agreement***

TriLink has a cooperative agreement (the “Cooperative Agreement”) with the U.S. Department of Health and Human Services (“HHS”), to advance the development of domestic manufacturing capabilities and to expand TriLink’s domestic production capacity in its San Diego manufacturing campus (the “Flanders San Diego Facility”) for products critical to the development and manufacture of mRNA vaccines and therapeutics. The Flanders San Diego Facility consists of two buildings (“Flanders I” and “Flanders II”), however, the Cooperative Agreement is exclusively involved in Flanders I.

The Cooperative Agreement requires the Company to provide the U.S. Government with conditional priority access and certain preferred pricing obligations for a 10-year period from the completion of the construction project for the production of a medical countermeasure (or a component thereof) that the Company manufactures in the Flanders San Diego Facility during a declared public health emergency.

Pursuant to certain requirements, TriLink was awarded an amount equal to \$38.8 million or 50% of the construction and validation costs currently budgeted for the Flanders San Diego Facility. The contract period of performance is May 2022 through March 2035, which is the effective date of the Cooperative Agreement through the anticipated expiration of the 10-year conditional priority access period. Amounts reimbursed are subject to audit and may be recaptured by the HHS in certain circumstances.

During the years ended December 31, 2024 and 2023, the Company has received \$7.1 million and \$12.9 million, respectively, of reimbursements under the Cooperative Agreement with equal offsets recorded to property and equipment on the consolidated balance sheets. As of December 31, 2024 and 2023, the Company has recorded receivables of \$0.7 million and \$1.1 million, respectively, within prepaid expenses and other current assets, with equal offsets to property and equipment on the consolidated balance sheets.

## 8. Leases

All of the Company's facilities, including office, laboratory and manufacturing space, are occupied under long-term non-cancelable lease arrangements with various expiration dates through 2038, some of which include options to extend up to 20 years. The Company does not have any leases that include residual value guarantees.

The Company has a \$0.5 million outstanding letter of credit as security for a lease agreement for a facility in San Diego, California, which reduced the availability of credit under the Revolving Credit Facility (see Note 10).

The following table presents supplemental balance sheet information related to the Company's leases as of the periods presented below (in thousands):

	Line Item in the Consolidated Balance Sheets	December 31, 2024	December 31, 2023
<b>Right-of-use assets</b>			
Finance leases	Property and equipment, net	\$ 70,061	\$ 75,382
Operating leases	Other assets	52,551	59,746
Total right-of-use assets		<u>\$ 122,612</u>	<u>\$ 135,128</u>
<b>Current lease liabilities</b>			
Finance leases	Current portion of finance lease liabilities	\$ 792	\$ 633
Operating leases	Accrued expenses and other current liabilities	7,481	6,780
Total current lease liabilities		<u>\$ 8,273</u>	<u>\$ 7,413</u>
<b>Non-current lease liabilities</b>			
Finance leases	Finance lease liabilities, less current portion	\$ 31,106	\$ 31,897
Operating leases	Other long-term liabilities	41,381	47,510
Total non-current lease liabilities		<u>\$ 72,487</u>	<u>\$ 79,407</u>

The components of the net lease costs reflected in the Company's consolidated statements of operations were as follows for the periods presented (in thousands):

	Year Ended December 31,		
	2024	2023	2022
<b>Finance lease costs:</b>			
Depreciation of leased assets	\$ 5,321	\$ 3,217	\$ —
Interest on lease liabilities	2,695	1,696	—
Total finance lease costs	8,016	4,913	—
<b>Operating lease costs</b>			
Operating lease costs	12,003	12,417	8,800
Variable lease costs	3,709	3,940	2,742
Total lease costs	<u>\$ 23,728</u>	<u>\$ 21,270</u>	<u>\$ 11,542</u>

The weighted average remaining lease term and weighted average discount rate related to the Company's ROU assets and lease liabilities for its leases were as follows as of the periods presented below:

	December 31, 2024	December 31, 2023
Weighted average remaining lease term (in years):		
Finance leases	13.2	14.2
Operating leases	6.6	7.3
Weighted average discount rate:		
Finance leases	8.4 %	8.4 %
Operating leases	6.8 %	6.7 %

Supplemental information concerning the cash flow impact arising from the Company's leases recorded in the Company's consolidated statements of cash flows is detailed in the following table for the periods presented (in thousands):

	Year Ended December 31,		
	2024	2023	2022
Cash paid for amounts included in lease liabilities:			
Financing cash flows used for finance leases	\$ 633	\$ 332	\$ —
Operating cash flows used for finance leases	2,695	1,696	—
Operating cash flows used for operating leases	10,224	10,306	7,049

As of December 31, 2024, the Company expects that its future minimum lease payments will become due and payable as follows (in thousands):

	Finance Leases	Operating Leases	Total
2025	\$ 3,427	\$ 10,599	\$ 14,026
2026	3,530	10,356	13,886
2027	3,636	8,888	12,524
2028	3,745	9,003	12,748
2029	3,857	9,360	13,217
Thereafter	36,500	16,535	53,035
Total minimum lease payments	54,695	64,741	119,436
Less: interest	(22,797)	(15,879)	(38,676)
Total lease liabilities	\$ 31,898	\$ 48,862	\$ 80,760

## 9. Commitments and Contingencies

### *Unconditional Purchase Obligations*

In the ordinary course of business, we enter into certain unconditional purchase obligations with our suppliers. These are agreements to purchase products and services that are enforceable, legally binding, and specify terms that include provisions with respect to quantities, pricing and timing of purchases.

Amounts purchased under these obligations totaled \$6.1 million and \$3.0 million for the years ended December 31, 2024 and 2023, respectively. Such amounts were not material for the year ended December 31, 2022.

As of December 31, 2024, future minimum commitments under these obligations were as follows (in thousands):

2025	\$	619
2026		366
2027		4
Total	\$	<u>989</u>

### ***Legal Proceedings***

The Company is involved in various legal proceedings arising in the normal course of business. The Company accrues for a loss contingency when it determines that it is probable, after consultation with counsel, that a liability has been incurred and the amount of such loss can be reasonably estimated. The Company believes that the results of any such contingencies, either individually or in the aggregate, will not have a material adverse effect on the Company's consolidated financial position, results of operations or cash flows.

On March 3, 2025, a purported stockholder filed a putative class action lawsuit against the Company and certain officers of the Company in the United States District Court for the Southern District of California, captioned *Nelson v. Maravai Lifesciences Holdings, Inc., et al.* (the "Securities Class Action"). The Securities Class Action generally alleges that the Company and certain officers of the Company violated federal securities laws by making allegedly materially false or misleading statements about the Company's business, operations, and prospects, and asserts claims under Sections 10(b) and 20(a) of the Exchange Act, as amended, and Rule 10b-5 promulgated under the Exchange Act. The plaintiff seeks to represent a putative class of investors who purchased or acquired the Company's stock between August 7, 2024 and February 24, 2025. The Securities Class Action seeks, among other things, compensatory damages and attorneys' fees and costs. The case is in its very early stages. The Company anticipates that motions for appointment of a lead plaintiff will be due in early May 2025.

The Company intends to vigorously defend the Securities Class Action. The Company cannot reasonably estimate any loss or range of loss that may arise from the Securities Class Action.

### ***Indemnification Agreements***

In the ordinary course of business, we may provide indemnification of varying scope and terms to vendors, lessors, customers and other parties with respect to certain matters including, but not limited to, losses arising out of breach of such agreements or from intellectual property infringement claims made by third parties, and losses arising from breach of representations, warranties and covenants to counterparties set forth in agreements with such parties. We have also agreed to our directors and officers to the maximum extent permitted under applicable state laws pursuant to standard director and officer indemnification agreements and our corporate charter and bylaws. The maximum potential amount of future payments that we could be required to make under these indemnification agreements is, in many cases, unlimited. We have not incurred any material costs as a result of such indemnifications and are not currently aware of any indemnification claims.

## **10. Long-Term Debt**

### ***Credit Agreement***

Maravai Intermediate Holdings, LLC ("Intermediate"), a wholly-owned subsidiary of Topco LLC, along with certain of its subsidiaries (together with Intermediate, the "Borrowers") are parties to a credit agreement (as amended, the "Credit Agreement"), which provides for a \$600.0 million term loan facility, maturing October 2027 (the "Term Loan") and a \$167.0 million revolving credit facility, maturing October 2029 (subject to springing maturity provisions based on the maturity of the Term Loan) (the "Revolving Credit Facility"). Borrowings under the Credit Agreement bear interest at a variable rate based on Term Secured Overnight Financing Rate ("SOFR") plus an applicable interest rate margin.

As of December 31, 2024, the interest rate on the Term Loan was 7.62% per annum.

The Revolving Credit Facility also provides availability for the issuance of letters of credit up to an aggregate limit of \$20.0 million. As of December 31, 2024, the Company had a \$0.5 million outstanding letter of credit as security for a lease agreement, which reduced the availability for the future issuance of letters of credit under the Revolving Credit Facility to \$19.5 million.

Borrowings under the Credit Agreement are unconditionally guaranteed by Topco LLC, together with the existing and future material domestic subsidiaries of Topco LLC (subject to certain exceptions), as specified in the respective guaranty agreements. Borrowings under the Credit Agreement are also secured by a first-priority lien and security interest in substantially all of the assets (subject to certain exceptions) of existing and future material domestic subsidiaries of Topco LLC that are loan parties.

In January 2022, the Company entered into an amendment (the “Second Amendment”) to the Credit Agreement to refinance the previous term loan and to replace the London Interbank Offered Rate (“LIBOR”) with a Term SOFR based rate. As a result, the Company recorded a loss on extinguishment of debt of \$0.2 million in the accompanying consolidated statements of operations during the year ended December 31, 2022. As part of the refinancing, the Company incurred \$0.9 million of various costs, of which an insignificant amount was related to an original issuance discount, and were all capitalized in the accompanying balance sheet within long-term debt and are subject to amortization over the term of the refinanced debt as an adjustment to interest expense using the effective interest method.

In September 2024, the Company entered into an amendment (the “Third Amendment”) to the Credit Agreement, which extended the maturity date of the Revolving Credit Facility and reduced the lenders’ aggregate commitments under the Revolving Credit Facility. As a result, the Company recorded a loss on partial extinguishment of debt of \$0.2 million in the accompanying consolidated statements of operations during the year ended December 31, 2024. As part of the refinancing, the Company incurred \$1.2 million of costs, of which \$1.1 million was related to an arranger fee, and were all capitalized in the accompanying balance sheet within assets as there is no borrowing balance outstanding related to the Revolving Credit Facility. As of December 31, 2024, capitalized financing costs totaled \$1.8 million and are recorded within other assets on the accompanying consolidated balance sheet.

The Term Loan requires mandatory quarterly principal payments of \$1.4 million, which began in March 2022, and all remaining outstanding principal is due on maturity in October 2027. The Term Loan includes prepayment provisions that allow the Company, at our option, to repay all or a portion of the outstanding principal at any time. In December 2024, the Company voluntarily pre-paid, using cash on hand, \$228.0 million of aggregate principal amount of the Term Loan. There were no prepayment penalties associated with this prepayment of principal. As a result of the prepayment, the Company recorded a loss on partial extinguishment of debt of \$3.0 million in the accompanying consolidated statements of operations during the year ended December 31, 2024 related to the write-off of pre-existing deferred financing costs.

The Revolving Credit Facility allows the Company to repay and borrow from time to time until its maturity date, at which time all amounts borrowed must be repaid. Subject to certain exceptions and limitations, we are required to repay borrowings under the Term Loan and Revolving Credit Facility with the proceeds of certain occurrences, such as the incurrence of debt, certain equity contributions and certain asset sales or dispositions.

Accrued interest under the Credit Agreement is payable by us (a) quarterly in arrears with respect to base rate loans, (b) at the end of each interest rate period (or at each three-month interval in the case of loans with interest periods greater than three months) with respect to Term SOFR rate loans, (c) on the date of any repayment or prepayment and (d) at maturity (whether by acceleration or otherwise). An annual commitment fee is applied to the daily unutilized amount under the Revolving Credit Facility at 0.375% per annum, with one stepdown to 0.25% per annum based on Intermediate’s first lien net leverage ratio calculation.

The Credit Agreement requires that we make mandatory prepayments on the Term Loan principal upon certain excess cash flow, subject to certain step-downs based on the Company’s first lien net leverage ratio. The excess cash flow shall be reduced to 25% or 0% of the calculated excess cash flow if the Company’s first lien net leverage ratio was equal to or less than 4.75:1.00 or 4.25:1.00, respectively, however, no prepayment shall be required to the extent excess cash flow calculated for the respective period is equal to or less than \$10.0 million. As of December 31, 2024, the Company’s first lien net leverage ratio was less than 4.25:1.00. Thus, a mandatory prepayment on the Term Loan out of our excess cash flow was not required.

The Credit Agreement contains certain covenants, including, among other things, covenants limiting our ability to incur or prepay certain indebtedness, pay dividends or distributions, dispose of assets, engage in mergers and consolidations, make acquisitions or other investments and make changes to the nature of the business. Additionally, the Credit Agreement requires us to maintain a certain net leverage ratio if the outstanding debt balance on the Revolving Credit Facility exceeds 35.0% of the aggregate amount of available credit of \$167.0 million, or \$58.5 million. The Company was in compliance with these covenants as of December 31, 2024.

### ***Interest Rate Cap***

The Company was party to an interest rate cap agreement to manage a portion of its variable interest rate risk on its outstanding long-term debt. Under the terms of the contract, the Company was entitled to receive from the counterparty, at each calendar quarter end, the amount, if any, by which a specified defined floating market rate exceeded the cap strike interest rate, applied to the contract’s notional amount of \$500.0 million. The floating rate of interest was reset at the end of each three-month period. The contract expired on January 19, 2025.

The interest rate cap agreement was not designated as a hedging relationship and was recognized on the consolidated balance sheet at fair value of \$1.4 million, within prepaid expenses and other current assets, as of December 31, 2024 and \$8.6 million, within other assets, as of December 31, 2023. Changes in fair value were recognized within interest expense in the consolidated



statements of operations. Proceeds from the interest rate cap agreement were reflected in cash flows used in financing activities in the consolidated statements of cash flows.

The Company's long-term debt consisted of the following as of the periods presented (in thousands):

	December 31, 2024	December 31, 2023
Term Loan	\$ 299,680	\$ 533,120
Unamortized debt issuance costs	(3,748)	(8,973)
Total long-term debt	295,932	524,147
Less: current portion	(5,440)	(5,440)
Total long-term debt, less current portion	<u>\$ 290,492</u>	<u>\$ 518,707</u>

There were no borrowing balances outstanding on the Company's Revolving Credit Facility as of December 31, 2024 and 2023.

As of December 31, 2024, the aggregate future principal maturities of the Company's debt obligations based on contractual due dates were as follows (in thousands):

2025	\$ 5,440
2026	5,440
2027	288,800
Total long-term debt	<u>\$ 299,680</u>

## 11. Stockholders' Equity

### *Amendment and Restatement of Certificate of Incorporation*

In November 2020, in connection with the Organizational Transactions, the Company's certificate of incorporation was amended and restated to, among other things, provide for the (i) authorization of 500,000,000 shares of Class A common stock with a par value of \$0.01 per share; (ii) authorization of 300,000,000 shares of Class B common stock with a par value of \$0.01 per share; (iii) authorization of 50,000,000 shares of preferred stock with a par value of \$0.01 per share.

Holders of Class A and Class B common stock are entitled to one vote per share. Except as otherwise required in the Certificate of Incorporation or by applicable law, the holders of Class A common stock and Class B common stock shall vote together as a single class on all matters on which stockholders are generally entitled to vote. Holders of the Class A common stock are entitled to receive dividends, and upon the Company's dissolution or liquidation, after payment in full of all amounts required to be paid to creditors and to the holders of preferred stock having liquidation preferences, if any, the holders of shares of Class A common stock will be entitled to receive the Company's pro rata remaining assets available for distribution. Holders of Maravai's Class B common stock are not entitled to receive dividends and will not be entitled to receive any distributions upon dissolution or liquidation of Maravai. Holders of Class A and Class B common stock do not have preemptive or subscription rights. As of December 31, 2024, no preferred stock was outstanding.

We are required to, at all times, maintain (i) a one-to-one ratio between the number of shares of Class A common stock outstanding and the number of LLC Units owned by us and (ii) a one-to-one ratio between the number of shares of Class B common stock owned by the MLSH 1 and the number of LLC Units owned by the MLSH 1. We may issue shares of Class B common stock only to the extent necessary to maintain these ratios. Shares of Class B common stock are transferable only together with an equal number of LLC Units if we, at the election of MLSH 1, exchange LLC Units for shares of Class A common stock. All Class B common stock that is transferred shall be automatically retired and cancelled and shall no longer be outstanding.

### *Exchange of Topco LLC Units and Block Trade*

In May 2024, MLSH 1 exchanged 8,409,946 LLC Units of Topco LLC (paired with an equal number of shares of our Class B common stock) for 8,409,946 shares of the Company's Class A common stock. Upon receipt by the Company, the shares of our Class B common stock were subsequently cancelled and retired. Following the exchange, MLSH 1 and MLSH 2 sold an aggregate of 9,940,974 shares of our Class A common stock in a block trade ("May 2024 Block Trade").

The Company did not receive any of the proceeds from the sale of shares of our Class A common stock by either MLSH 1 or MLSH 2, but did incur legal and other costs associated with the May 2024 Block Trade, which were not significant.

During the years ended December 31, 2023 and 2022, MLSH 1 did not exchange any Paired Interests.

### ***Structuring Transactions***

In connection with the Company's acquisition of Alphazyme (see Note 2), the Company undertook a series of structuring transactions (the "Structuring Transactions"), including:

- On January 18, 2023, the Company acquired all of the outstanding membership interests in Alphazyme (see Note 2).
- On January 19, 2023, the Company entered into a contribution agreement (the "Contribution Agreement") with Alphazyme Holdings, Inc. ("Alphazyme Holdings"), a wholly owned subsidiary of the Company, pursuant to which the Company contributed all such membership interests in Alphazyme (the "Alphazyme Membership Interest") to Alphazyme Holdings.
- On January 22, 2023, Alphazyme Holdings entered into a contribution and exchange agreement (the "Contribution and Exchange Agreement") with Topco LLC, pursuant to which it contributed all of the Alphazyme Membership Interests to TopCo LLC in exchange for 5,059,134 newly-issued LLC Units of Topco LLC at a price per unit of \$13.87, which was equal to the 50-day volume-weighted average price of the Company's Class A common stock as calculated on January 18, 2023 (the "Contribution and Exchange").
- Immediately following the Contribution and Exchange, the Company entered into a forfeiture agreement (the "Forfeiture Agreement") with Alphazyme Holdings, TopCo LLC and MLSH 1, a related party, pursuant to which each of the Company (together with Alphazyme Holdings) and MLSH 1 agreed to forfeit 5,059,134 and 4,871,970 LLC Units, respectively, representing 3.7% of the Company's (together with Alphazyme Holdings) and MLSH 1's respective LLC Units of Topco LLC, and an equal number of shares of the Company's Class B common stock, par value \$0.01 per share, were forfeited by MLSH 1, in each case for no consideration.

These were considered transactions between entities under common control. As a result, the consolidated financial statements for periods prior to the these transactions have been adjusted to combine the previously separate entities for presentation purposes.

### **12. Net (Loss) Income Per Class A Common Share Attributable to Maravai LifeSciences Holdings, Inc.**

Basic net (loss) income per Class A common share has been calculated by dividing net (loss) income for the period, adjusted for net (loss) income attributable to non-controlling interests, by the weighted average number of Class A common shares outstanding during the period. Diluted net (loss) income per Class A common share gives effect to potentially dilutive securities by application of the treasury stock method or if-converted method, as applicable. Diluted net (loss) income per Class A common share attributable to the Company is computed by adjusting the net (loss) income and the weighted average number of Class A common shares outstanding to give effect to potentially diluted securities. In periods in which the Company reports a net loss attributable to Maravai LifeSciences Holdings, Inc., diluted net loss per Class A common share attributable to the Company is the same as basic net loss per Class A common share attributable to the Company, since dilutive equity instruments are not assumed to have been issued if their effect is anti-dilutive. The Company reported a net loss attributable to Maravai LifeSciences Holdings, Inc. for the years ended December 31, 2024 and 2023.

The following table presents the computation of basic and diluted net (loss) income per common share attributable to the Company for the periods presented (in thousands, except per share amounts):

	Year Ended December 31,		
	2024	2023	2022
<b>Numerator:</b>			
Net (loss) income	\$ (259,622)	\$ (138,375)	\$ 490,663
Less: loss (income) attributable to common non-controlling interests	114,776	19,346	(270,458)
Net (loss) income attributable to Maravai LifeSciences Holdings, Inc.—basic	(144,846)	(119,029)	220,205
Net (loss) income effect of dilutive securities:			
Effect of dilutive employee stock purchase plan, RSUs and options	\$ —	—	87
Effect of the assumed conversion of Class B common stock	—	—	205,984
Net (loss) income attributable to Maravai LifeSciences Holdings, Inc.—diluted	<u>\$ (144,846)</u>	<u>\$ (119,029)</u>	<u>\$ 426,276</u>
<b>Denominator:</b>			
Weighted average Class A common shares outstanding—basic	137,906	131,919	131,545
Weighted average effect of dilutive securities:			
Effect of dilutive employee stock purchase plan, RSUs and options	—	—	109
Effect of the assumed conversion of Class B common stock	—	—	123,669
Weighted average Class A common shares outstanding—diluted	<u>137,906</u>	<u>131,919</u>	<u>255,323</u>
<b>Net (loss) income per Class A common share attributable to Maravai LifeSciences Holdings, Inc.:</b>			
Basic	\$ (1.05)	\$ (0.90)	\$ 1.67
Diluted	<u>\$ (1.05)</u>	<u>\$ (0.90)</u>	<u>\$ 1.67</u>

Shares of Class B common stock do not share in the earnings or losses of the Company, and are therefore not participating securities. As such, a separate presentation of basic and diluted net (loss) income per share for Class B common stock under the two-class method has not been presented.

The following table presents potentially dilutive securities excluded from the computation of diluted net (loss) income per share for the periods presented because their effect would have been anti-dilutive for the periods presented (in thousands):

	Year Ended December 31,		
	2024	2023	2022
Restricted stock units	1,751	3,181	74
Stock options	3,716	4,246	2,769
Shares estimated to be purchased under employee stock purchase plan	72	—	13
Shares of Class B common stock	110,684	119,094	—
Total	<u>116,223</u>	<u>126,521</u>	<u>2,856</u>

Shares underlying contingently issuable awards that have not met the necessary conditions as of the end of a reporting period are not included in the calculation of diluted net (loss) income per Class A common share attributable to the Company for that period. The Company had contingently issuable PSUs outstanding that did not meet the market and performance conditions as of December 31, 2024, 2023 and 2022 and, therefore, were excluded from the calculation of diluted net (loss) income per Class A common share attributable to the Company. The maximum number of potentially dilutive shares that could be issued upon vesting for such awards was insignificant as of December 31, 2024, 2023 and 2022.

### 13. Stock-Based Compensation

In November 2020, the Company's board of directors adopted the 2020 Omnibus Incentive Plan (the "2020 Plan"). The 2020 Plan provides for an automatic increase in the number of shares reserved for issuance thereunder on January 1 of each of the first 10 calendar years during the term of the 2020 Plan, by the lesser of (i) 4% of the total number of shares of Class A common stock outstanding on each December 31 immediately prior to the date of increase or (ii) such number of shares of

Class A common stock determined by our board of directors or compensation committee. Shares of Class A common stock subject to an award that expires or is cancelled, forfeited, exchanged, settled in cash or otherwise terminated without delivery of shares and shares withheld to pay the exercise price of, or to satisfy the withholding obligations with respect to, an award will again be available for delivery pursuant to other awards under the 2020 Plan.

All awards granted under the 2020 Plan are intended to be treated as (i) stock options, including incentive stock options (“ISOs”), (ii) stock appreciation rights (“SARs”), (iii) restricted share awards (“RSAs”), (iv) restricted stock units (“RSUs”), (v) performance awards, (vi) dividend equivalents, or (vii) other stock or cash awards as may be determined by the plan’s administrator from time to time. The term of each option award shall be no more than 10 years from the date of grant. The exercise price of a stock option shall not be less than 100% (or, in the case of an ISO granted to a ten percent stockholder, 110%) of the fair market value of the shares on the date of grant. As of December 31, 2024, only stock options, RSUs and PSUs have been issued.

In November 2020, the Company adopted the 2020 Employee Stock Purchase Plan (the “ESPP”) to assist employees in acquiring a stock ownership interest in the Company and to encourage them to remain in the employment of the Company. The ESPP permits eligible employees to purchase shares of Class A common stock at a discount through payroll deductions during specified six-month purchase periods. The price of shares purchased under the ESPP is equal to the lower of the grant date price less a 15% discount or a 15% discount to the market closing price on the date of purchase.

Compensation expense recognized for the ESPP was insignificant for all periods presented.

The Company began issuing PSUs during 2022 to certain executive employees under the 2020 Plan. Certain PSUs vest only if the executive employee satisfies a service-based vesting condition and market condition. The executive employee must remain employed through the third anniversary of the grant date. The award is eligible to vest based on the achievement of certain price targets of the Company’s stock price over a defined performance period. Certain other PSUs are subject to a performance condition being satisfied. The award is eligible to vest upon achievement of certain revenue-based performance goals and are subject to continued service over a defined performance period.

Compensation expense recognized for these PSUs was insignificant for all periods presented.

### *Stock Options*

The following table summarizes information related to stock options:

	Number of Stock Options (in thousands)	Weighted Average Exercise Price per Stock Option	Weighted Average Remaining Contractual Life (in years)	Aggregate Intrinsic Value (in thousands)
Outstanding as of December 31, 2023	4,305	\$ 20.55	8.5	\$ 19
Cancelled	(589)	22.89		
Outstanding as of December 31, 2024	3,716	\$ 20.18	7.2	\$ —
Exercisable as of December 31, 2024	2,304	\$ 22.14	6.6	\$ —

The Company uses the Black-Scholes option pricing model to estimate the fair value of each option grant on the date of grant or any other measurement date. The assumptions and estimates are as follows:

- *Expected term* - The expected term represents the period that stock-based awards are expected to be outstanding and is determined using the simplified method. Our historical share option exercise information is limited due to a lack of sufficient data points and does not provide a reasonable basis upon which to estimate an expected term.
- *Expected volatility* - The expected volatility was derived from the historical stock volatilities of peer public companies within our industry that are considered to be comparable to our business over a period equivalent to the expected term of the stock-based awards, since our stock trading history is limited.
- *Risk-free interest rate* - The risk-free interest rate is based on the U.S. Treasury yield curve in effect at the date of grant for zero-coupon U.S. Treasury notes with maturities approximately equal to the stock-based awards’ expected term.
- *Expected dividend yield* - The expected dividend yield is zero as we have no plans to make dividend payments.

A summary of the assumptions used to estimate the fair value of stock option grants for the years presented is as follows:

	Year Ended December 31,		
	2024	2023	2022
Expected volatility	N/A	48.0 %	51.3 %
Risk-free interest rate	N/A	3.6 %	2.8 %
Expected term (in years)	N/A	6.5	6.1
Expected dividend yield	N/A	— %	— %

Stock-based compensation expense related to stock options was \$10.0 million, \$11.5 million and \$8.1 million for the years ended December 31, 2024, 2023 and 2022, respectively. The total fair value of stock options vested was \$10.6 million, \$11.9 million and \$7.7 million for the years ended December 31, 2024, 2023 and 2022, respectively.

As of December 31, 2024, the total unrecognized stock-based compensation related to stock options was \$12.1 million, which is expected be recognized over a weighted-average period of approximately 2.0 years.

#### *Restricted Stock Units*

The Company has granted restricted stock unit awards to employees, non-employee directors and contractors. The following table summarizes information related to RSUs:

	Restricted Stock Units (in thousands)	Weighted Average Fair Value per RSU at Grant Date
Balance as of December 31, 2023	3,944	\$ 15.35
Granted	6,497	6.62
Vested	(1,529)	15.38
Forfeited	(966)	12.33
Balance as of December 31, 2024	<u>7,946</u>	<u>\$ 8.57</u>

Stock-based compensation expense related to RSUs was \$36.8 million, \$20.2 million and \$8.2 million for the years ended December 31, 2024, 2023 and 2022, respectively. The total fair value of RSUs vested was \$12.1 million, \$5.0 million and \$1.0 million for the years ended December 31, 2024, 2023 and 2022, respectively.

As of December 31, 2024, the total unrecognized stock-based compensation related to RSUs was \$39.2 million, which is expected be recognized over a weighted-average period of approximately 1.3 years.

The following table summarizes the total stock-based compensation expense included in the Company's consolidated statements of operations for the periods presented (in thousands):

	Year Ended December 31,		
	2024	2023	2022
Cost of sales	\$ 9,649	\$ 7,324	\$ 4,192
Selling, general and administrative	36,023	24,650	13,349
Research and development	4,968	2,715	1,129
Restructuring	(1,225)	(101)	—
Total stock-based compensation	<u>\$ 49,415</u>	<u>\$ 34,588</u>	<u>\$ 18,670</u>

#### **14. Income Taxes**

As of December 31, 2024 and 2023, we are subject to U.S. federal and state income taxes with respect to our allocable share of any taxable income or loss of Topco LLC, as well as any stand-alone income or loss we generate. Topco LLC is organized as a limited liability company and treated as a partnership for federal tax purposes and generally does not pay income taxes on its taxable income in most jurisdictions. Instead, Topco LLC's taxable income or loss is passed through to its members, including us.



Components of (loss) income from continuing operations before income taxes for the periods presented were as follows (in thousands):

	Year Ended December 31,		
	2024	2023	2022
U.S.	\$ (261,579)	\$ 617,681	\$ 551,472
International	97	55	—
Total (loss) income from continuing operations	<u>\$ (261,482)</u>	<u>\$ 617,736</u>	<u>\$ 551,472</u>

Income tax (benefit) expense consisted of the following for the periods presented (in thousands):

	Year Ended December 31,		
	2024	2023	2022
Current tax (benefit) expense			
Federal	\$ (1,621)	\$ 405	\$ 16,312
State and local	(278)	756	2,173
International	28	8	6
Total current tax (benefit) expense	<u>(1,871)</u>	<u>1,169</u>	<u>18,491</u>
Deferred tax expense			
Federal	\$ —	\$ 663,968	\$ 39,924
State and local	—	90,974	2,394
International	11	—	—
Total deferred tax expense	<u>11</u>	<u>754,942</u>	<u>42,318</u>
Total provision for income taxes	<u>\$ (1,860)</u>	<u>\$ 756,111</u>	<u>\$ 60,809</u>

A reconciliation between the Company's effective tax rate and the applicable U.S. federal statutory income tax rate as of the periods presented is summarized as follows:

	December 31, 2024	December 31, 2023	December 31, 2022
Federal statutory rate	21.0 %	21.0 %	21.0 %
State and local taxes, net of federal benefits	(0.1)	14.9	0.6
Deferred tax revaluation	1.0	1.2	0.3
Income of non-controlling interest	(9.2)	0.8	(10.3)
Research and development credits	0.2	—	(0.1)
Valuation allowance	(13.2)	87.6	0.1
Nondeductible TRA movement	—	(3.0)	—
Other	1.0	—	(0.6)
Effective tax rate	<u>0.7 %</u>	<u>122.5 %</u>	<u>11.0 %</u>

Deferred income taxes reflect the net tax effects of temporary differences between the carrying amounts of assets and liabilities for financial reporting purposes and the amounts used for income tax purposes and operating loss and tax credit carryforwards.

Significant items comprising the net deferred tax assets and liabilities were as follows as of the periods presented below (in thousands):

	December 31, 2024	December 31, 2023
Deferred tax assets		
Investment in Topco LLC	\$ 584,279	\$ 595,796
Net operating loss	93,759	40,980
Deductions to be received for the Tax Receivable Agreement payments	—	1,408
Capital loss carryforward	3,252	3,256
Disallowed interest carryforward	10,047	—
Other	1,775	712
Total deferred tax assets	693,112	642,152
Valuation allowance	(693,112)	(642,152)
Total deferred tax assets, net of valuation allowance	—	—
Deferred tax liabilities		
Other	(11)	—
Total deferred tax liabilities	(11)	—
Total net deferred tax liabilities	\$ (11)	\$ —

As a result of the Organizational Transactions, IPO, and subsequent exchanges and financing, we acquired LLC Units and recognized a deferred tax asset for the difference between the financial reporting and tax basis of our investment in Topco LLC which included net deferred tax assets of \$0.0 million primarily associated with: (i) \$584.3 million related to temporary differences in the book basis as compared to the tax basis of our Company's investment in Topco LLC, (ii) \$0.0 million related to tax benefits from future deductions attributable to payments under the TRA, (iii) \$3.3 million related to the capital loss carryforwards, (iv) \$93.8 million related to net operating loss carryforwards, (v) \$10.0 million related to disallowed interest carryforwards, and (vi) \$693.1 million valuation allowance on these and other items.

The valuation allowance increased by \$51.0 million and \$618.4 million during the years ended December 31, 2024 and 2023, respectively.

The realizability of the Company's deferred tax asset related to its investment in Topco LLC depends on the Company receiving allocations of tax deductions for its tax basis in the investment and on the Company generating sufficient taxable income to fully offset such deductions. Management assesses the available positive and negative evidence to estimate whether sufficient future taxable income will be generated to permit use of existing deferred tax assets. A significant piece of objective evidence evaluated during the year ended December 31, 2024 was our current year and projected future pre-tax losses. Due to our recent history of current year and projected near-term pre-tax losses, we determined that the negative evidence outweighs the positive evidence and so it is more likely than not that our deferred tax assets will not be utilized, and therefore the Company recorded a full valuation allowance on its U.S. federal and state deferred tax assets. The objective negative evidence is difficult to overcome and limits the ability to consider other subjective evidence, such as projections of future growth. It is possible in the foreseeable future that there may be sufficient positive evidence, and that the objective negative evidence related to pre-tax losses will no longer be present, in which event the Company could release a portion or all of the valuation allowance. Release of any amount of valuation allowance would result in a benefit to income tax expense for the period the release is recorded, which could have a material impact on net earnings.

Net operating loss (“NOL”) and tax credit carryforwards as of December 31, 2024 were as follows (in millions):

	Amount	Expiration Years
Net operating losses, federal	\$ 82.6	Does not expire
Net operating losses, state	11.2	Varies by state
Capital loss carryforward, federal	2.9	2026
Capital loss carryforward, state	0.4	Varies by state
Disallowed interest carryforward, federal	10.0	Does not expire
Tax credits, federal	0.8	2043
Tax credits, state	0.6	CA - Do not expire

As of December 31, 2024 and 2023, the Company had \$3.6 million and \$5.2 million of unrecognized tax benefits, all of which would affect the effective tax rate if recognized. The Company expects our unrecognized tax benefits may decrease by \$2.9 million in the next twelve months due to statute expiration. The Company recognizes interest related to uncertain tax benefits as a component of income tax expense, including \$0.3 million recognized during the year ended December 31, 2024.

The aggregate changes in the balance of the Company’s unrecognized tax benefits were as follows for the periods presented (in thousands):

	Year Ended December 31,		
	2024	2023	2022
Balance, beginning of year	\$ 5,198	\$ 6,257	\$ 241
Gross increases based on tax positions related to current year	179	99	130
Gross increases based on tax positions related to prior years	73	—	6,775
Gross decreases based on tax positions related to prior years	(1,867)	(1,158)	(889)
Balance, end of year	\$ 3,583	\$ 5,198	\$ 6,257

The Company files income tax returns in the U.S. federal jurisdiction and various states and is not under audit by taxing authorities in any of these jurisdictions. With exceptions for certain states, the Company is no longer subject to U.S. federal, state, and local, or non-U.S. income tax examinations for years before 2021.

#### ***Payable to Related Parties Pursuant to the Tax Receivable Agreement***

We are a party to a TRA with MLSH 1 and MLSH 2. The TRA provides for the payment by us to MLSH 1 and MLSH 2, collectively, of 85% of the amount of certain tax benefits, if any, that we actually realize, or in some circumstances are deemed to realize, as a result of the Organizational Transactions, IPO and any subsequent purchases or exchanges of LLC Units of Topco LLC. The Company expects to benefit from the remaining 15% of any cash tax savings that it realizes.

We recognize the amount of TRA payments expected to be paid within the next 12 months and classify this amount as current. This determination is based on our estimate of taxable income for the year ended December 31, 2024. As of December 31, 2024, there was no current liability under the TRA.

As of December 31, 2023, the Company has derecognized the remaining \$683.8 million non-current liability under the TRA after concluding it was not probable that the Company will be able to realize the remaining tax benefits based on estimates of future taxable income. There have been no changes to our position as of December 31, 2024. The estimation of liability under the TRA is by its nature imprecise and subject to significant assumptions regarding the amount, character, and timing of the taxable income in the future. If the Company concludes in a future period that the tax benefits are more likely than not to be realized and releases its valuation allowance, the corresponding TRA liability amounts may be considered probable at that time and recorded on the consolidated balance sheet and within earnings.

We made payments of \$7.3 million to MLSH 1 and MLSH 2 pursuant to the TRA during the year ended December 31, 2024, of which \$0.2 million is related to interest. We made payments of \$42.6 million to MLSH 1 and MLSH 2 pursuant to the TRA during the year ended December 31, 2023, of which \$0.4 million was related to interest. We made payments of \$35.3 million to MLSH 1 and MLSH 2 pursuant to the TRA during the year ended December 31, 2022, of which \$1.1 million was related to interest. As of December 31, 2024 there were no liabilities under the TRA. As of December 31, 2023, our liabilities under the TRA were \$7.1 million.

### ***Tax Distributions to Topco LLC's Owners***

Topco LLC is subject to an operating agreement put in place at the date of the Organizational Transactions ("LLC Operating Agreement"). The LLC Operating Agreement has numerous provisions related to allocations of income and loss, as well as timing and amounts of distributions to its owners. This agreement also includes a provision requiring cash distributions enabling its owners to pay their taxes on income passing through from Topco LLC. These tax distributions are computed based on an assumed income tax rate equal to the sum of (i) the maximum combined marginal federal and state income tax rate applicable to an individual and (ii) the net investment income tax. The assumed income tax rate ranges from 46.7% to 54.1% in certain cases where the qualified business income deduction is unavailable.

In addition, under the tax rules, Topco LLC is required to allocate taxable income disproportionately to its unit holders. Because tax distributions are determined based on the holder of LLC Units who is allocated the largest amount of taxable income on a per unit basis, but are made pro rata based on ownership, Topco LLC is required to make tax distributions that, in the aggregate, will likely exceed the amount of taxes Topco LLC would have otherwise paid if it were taxed on its taxable income at the assumed income tax rate. Topco LLC is subject to entity level taxation in certain states and certain of its subsidiaries are subject to entity level U.S. and foreign income taxes. As a result, the accompanying consolidated statements of operations include income tax expense related to those states and to U.S. and foreign jurisdictions where Topco LLC or any of our subsidiaries are subject to income tax.

During the year ended December 31, 2024, Topco LLC paid tax distributions of \$1.1 million to its owners, including \$0.6 million to us. During the year ended December 31, 2023, Topco LLC paid tax distributions of \$20.3 million to its owners, including \$10.7 million to us. During the year ended December 31, 2022, Topco LLC paid tax distributions of \$310.0 million to its owners, including \$159.8 million to us.

As of December 31, 2024, no amounts for tax distributions have been accrued as such payments were made during the period.

### **15. Employee Benefit Plans**

The Company sponsors a 401(k) plan (the "Maravai LifeSciences 401(k) Plan") pursuant to which eligible employees can elect to contribute to the 401(k) Plan, subject to certain limitations, on a pretax basis. The Company provides for a cash match of up to 50% of employee contributions up to the first 6% of salary.

Total contributions by the Company to the Maravai LifeSciences 401(k) Plan was approximately \$1.9 million, \$2.1 million and \$1.6 million for the years ended December 31, 2024, 2023 and 2022, respectively.

### **16. Related Party Transactions**

MLSH 1's majority owner is GTCR, LLC ("GTCR"). The Company's Chief Financial Officer ("CFO") and General Counsel are executives of MLSH 1 and MLSH 2.

#### ***Payable to Related Parties Pursuant to the Tax Receivable Agreement***

Concurrent with the completion of the IPO, the Company entered into a TRA with MLSH 1 and MLSH 2. During the years ended December 31, 2024, 2023 and 2022, the Company made TRA payments to both MLSH 1 and MLSH 2 (see Note 14).

#### ***Contribution, Exchange and Forfeiture Agreement with MLSH 1***

In connection with the Company's acquisition of Alphazyme, the Company undertook a series of structuring transactions (see Note 11).

#### ***Topco LLC Operating Agreement***

MLSH 1 is party to the Topco LLC operating agreement put in place at the date of the Organizational Transactions. This agreement includes a provision requiring cash distributions enabling its owners to pay their taxes on income passing through from Topco LLC. During the years ended December 31, 2024, 2023 and 2022, the Company made distributions of \$0.5 million, \$9.6 million and \$150.2 million for tax liabilities to MLSH 1 under this agreement, respectively.

### **17. Segments**

Operating segments are defined as components of an enterprise about which separate financial information is available that is evaluated regularly by the chief operating decision maker, or decision-making group, in deciding how to allocate resources and in assessing performance. The Company's operating segments are the same as its reportable segments. Segment results are

presented in the same manner as we present our operations internally to make operating decisions and assess performance. The accounting policies for the segments are the same as those described in Significant Accounting Policies (see Note 1). The Company's financial performance is reported in two segments. A description of each segment follows:

- *Nucleic Acid Production*: focuses on the manufacturing and sale of highly modified nucleic acids products to support the needs of customers' research, therapeutic and vaccine programs. This segment also provides research products for labeling and detecting proteins in cells and tissue samples.
- *Biologics Safety Testing*: focuses on the manufacturing and sale of host cell protein, bioprocess impurity detection, viral clearance prediction kits and associated products. This segment also provides services for custom antibody development, assay development, antibody affinity extraction and mass spectrometry that are utilized by our customers in their biologic drug manufacturing spectrum.

The Company has determined that adjusted earnings before interest, tax, depreciation and amortization ("Adjusted EBITDA") is the profit or loss measure that the CODM uses to make resource allocation decisions and evaluate segment performance. Adjusted EBITDA assists management in comparing the segment performance on a consistent basis for purposes of business decision-making by removing the impact of certain items that management believes do not directly reflect our core operations and, therefore, are not included in measuring segment performance. The Company defines Adjusted EBITDA as net (loss) income before interest, taxes, depreciation and amortization, certain non-cash items and other adjustments that we do not consider in our evaluation of ongoing operating performance from period to period. Corporate costs, net of eliminations, are managed on a standalone basis and not allocated to segments.



The following schedules include revenue, expenses, and adjusted EBITDA for each of the Company's reportable segments for the periods presented (in thousands):

	Year Ended December 31, 2024		
	Nucleic Acid Production	Biologics Safety Testing	Total
<b>Revenue</b>	\$ 196,345	\$ 62,840	\$ 259,185
Less:			
Cost of revenue <sup>(1)</sup>	94,694	9,918	
Selling and marketing <sup>(1)</sup>	20,722	2,921	
General and administrative <sup>(1)</sup>	20,370	4,197	
Research and development <sup>(1)</sup>	9,713	1,960	
Other segment items <sup>(2)</sup>	33	3	
<b>Adjusted EBITDA</b>	<b>50,813</b>	<b>43,841</b>	<b>\$ 94,654</b>
<b>Reconciliation of total reportable segments' adjusted EBITDA to loss before income taxes</b>			
Amortization			(27,531)
Depreciation			(20,852)
Interest expense			(47,700)
Interest income			27,403
Corporate costs, net of eliminations			(58,732)
Other adjustments:			
Acquisition contingent consideration			2,003
Acquisition integration costs			(5,559)
Stock-based compensation			(49,415)
Merger and acquisition related expenses			(1,728)
Loss on extinguishment of debt			(3,187)
Acquisition related tax adjustment			(2,306)
Tax Receivable Agreement liability adjustment			(40)
Goodwill impairment			(166,151)
Restructuring costs <sup>(3)</sup>			(11)
Other			(2,330)
<b>Loss before income taxes</b>			<b>(261,482)</b>
Income tax benefit			1,860
<b>Net loss</b>			<b>\$ (259,622)</b>

	Year Ended December 31, 2023		
	Nucleic Acid Production	Biologics Safety Testing	Total
<b>Revenue</b>	\$ 224,769	\$ 64,176	\$ 288,945
Intersegment revenues	—	3	3
	224,769	64,179	288,948
Elimination of intersegment revenues			(3)
Total consolidated revenues			<u>\$ 288,945</u>
Less:			
Cost of revenue <sup>(1)</sup>	94,040	9,620	
Selling and marketing <sup>(1)</sup>	18,580	2,295	
General and administrative <sup>(1)</sup>	22,474	4,242	
Research and development <sup>(1)</sup>	7,010	1,077	
Other segment items <sup>(2)</sup>	7	37	
<b>Adjusted EBITDA</b>	<u>82,658</u>	<u>46,908</u>	<u>\$ 129,566</u>
<b>Reconciliation of total reportable segments' adjusted EBITDA to income before income taxes</b>			
Amortization			(27,356)
Depreciation			(12,898)
Interest expense			(45,892)
Interest income			27,727
Corporate costs, net of eliminations			(64,257)
Other adjustments:			
Acquisition contingent consideration			3,286
Acquisition integration costs			(12,695)
Stock-based compensation			(34,588)
Merger and acquisition related expenses			(4,392)
Acquisition related tax adjustment			(1,293)
Tax Receivable Agreement liability adjustment			668,886
Restructuring costs <sup>(3)</sup>			(6,567)
Other			(1,791)
<b>Income before income taxes</b>			<u>617,736</u>
Income tax expense			(756,111)
<b>Net loss</b>			<u>\$ (138,375)</u>

	Year Ended December 31, 2022		
	Nucleic Acid Production	Biologics Safety Testing	Total
<b>Revenue</b>	\$ 813,069	\$ 69,932	\$ 883,001
Intersegment revenues	7	—	7
	813,076	69,932	883,008
Elimination of intersegment revenues			(7)
Total consolidated revenues			\$ 883,001
Less:			
Cost of revenue <sup>(1)</sup>	127,179	9,100	
Selling and marketing <sup>(1)</sup>	15,022	1,936	
General and administrative <sup>(1)</sup>	26,224	2,822	
Research and development <sup>(1)</sup>	6,317	1,232	
Other segment items <sup>(2)</sup>	(3)	1	
<b>Adjusted EBITDA</b>	638,337	54,841	\$ 693,178
<b>Reconciliation of total reportable segments' adjusted EBITDA to income before income taxes</b>			
Amortization			(24,269)
Depreciation			(7,566)
Interest expense			(20,414)
Interest income			2,338
Corporate costs, net of eliminations			(55,378)
Other adjustments:			
Acquisition contingent consideration			7,800
Acquisition integration costs			(13,362)
Stock-based compensation			(18,670)
Merger and acquisition related expenses			(2,416)
Financing costs			(1,078)
Acquisition related tax adjustment			(349)
Tax Receivable Agreement liability adjustment			(4,102)
Chief Executive Officer transition costs			(2,426)
Other			(1,814)
<b>Income before income taxes</b>			551,472
Income tax expense			(60,809)
<b>Net income</b>			\$ 490,663

- (1) Expenses are adjusted to remove the impact of certain items that management believes do not directly reflect our core operations, and, therefore, are not included in measuring segment performance.
- (2) Other segment items for each reportable segment include realized and unrealized loss (gain) on foreign exchange transactions.
- (3) For the years ended December 31, 2024 and 2023, stock-based compensation benefit of \$1.2 million and \$0.1 million, respectively, related to forfeited stock awards in connection with the restructuring is included on the stock-based compensation line item.

There was no intersegment revenue during the year ended December 31, 2024. During the years ended December 31, 2023 and 2022, intersegment revenue was immaterial between the Nucleic Acid Production and Biologics Safety Testing segments. The intersegment sales and the related gross margin on inventory recorded at the end of the period are eliminated for consolidation purposes. Internal selling prices for intersegment sales are consistent with the segment's normal retail price offered to external parties. There was no commission expense recognized for intersegment sales for the years ended December 31, 2024, 2023 and 2022.

The Company does not allocate assets to its reportable segments as they are not included in the review performed by the CODM for purposes of assessing segment performance and allocating resources.

## **18. Quarterly Financial Information (Unaudited)**

The Company identified an error during the year-end financial close process with respect to revenue recognition associated with a single shipment that resulted in approximately \$3.9 million in revenue being recorded in the final week of the second quarter of 2024 upon shipment when it should have been recorded in the first week of the third quarter of 2024 upon receipt by the customer.

As a result, the Company has restated the interim financial statements for the second and third quarters of 2024 associated with the abovementioned shipment. Relevant restated financial information is included in this Annual Report on Form 10-K in the tables that follow. As part of the restatement, the Company also recorded other immaterial adjustments to correct the misstatements for the impacted periods. The unaudited interim financial statements reflect all adjustments which are, in the opinion of management, necessary for a fair statement of the results for the interim periods presented.

The effects of the restatement on the condensed consolidated balance sheet as of June 30, 2024 are summarized in the following table (in thousands, except per share amounts):

	June 30, 2024 (Unaudited)		
	As Reported	Adjustments	As Restated
<b>Assets</b>			
Current assets:			
Cash and cash equivalents	\$ 573,171	\$ —	\$ 573,171
Accounts receivable, net	38,651	(3,909)	34,742
Inventory	49,294	49	49,343
Prepaid expenses and other current assets	17,063	—	17,063
Interest rate cap	6,575	—	6,575
Government funding receivable	608	—	608
Total current assets	685,362	(3,860)	681,502
Property and equipment, net	165,503	—	165,503
Goodwill	326,029	—	326,029
Intangible assets, net	207,249	—	207,249
Other assets	63,465	—	63,465
Total assets	<u>\$ 1,447,608</u>	<u>\$ (3,860)</u>	<u>\$ 1,443,748</u>
<b>Liabilities and stockholders' equity</b>			
Current liabilities:			
Accounts payable	\$ 12,536	\$ —	\$ 12,536
Accrued expenses and other current liabilities	40,719	—	40,719
Deferred revenue	2,078	68	2,146
Current portion of payable to related parties pursuant to the Tax Receivable Agreement	7,069	—	7,069
Current portion of long-term debt	5,440	—	5,440
Current portion of finance lease liabilities	710	—	710
Total current liabilities	68,552	68	68,620
Long-term debt, less current portion	517,083	—	517,083
Finance lease liabilities, less current portion	31,527	—	31,527
Other long-term liabilities	54,032	—	54,032
Total liabilities	<u>671,194</u>	<u>68</u>	<u>671,262</u>
Commitments and contingencies			
Stockholders' equity:			
Class A common stock, \$0.01 par value - 500,000 shares authorized; 141,489 shares issued and outstanding as of June 30, 2024	1,415	—	1,415
Class B common stock, \$0.01 par value - 256,856 shares authorized; 110,684 issued and outstanding as of June 30, 2024	1,107	—	1,107
Additional paid-in capital	168,337	—	168,337
Retained earnings	266,074	(2,204)	263,870
Total stockholders' equity attributable to Maravai LifeSciences Holdings, Inc.	436,933	(2,204)	434,729
Non-controlling interest	339,481	(1,724)	337,757
Total stockholders' equity	<u>776,414</u>	<u>(3,928)</u>	<u>772,486</u>
Total liabilities and stockholders' equity	<u>\$ 1,447,608</u>	<u>\$ (3,860)</u>	<u>\$ 1,443,748</u>



The effects of the restatement on the condensed consolidated statements of operations for the three and six months ended June 30, 2024 are summarized in the following tables (in thousands, except per share amounts):

	Three Months Ended June 30, 2024 (Unaudited)		
	As Reported	Adjustments	As Restated
<b>Revenue</b>	\$ 73,400	\$ (3,977)	\$ 69,423
<b>Operating expenses:</b>			
Cost of revenue	38,271	311	38,582
Selling, general and administrative	40,556	—	40,556
Research and development	5,284	(360)	4,924
Change in estimated fair value of contingent consideration	(1,195)	—	(1,195)
Restructuring	(4)	—	(4)
Total operating expenses	82,912	(49)	82,863
Loss from operations	(9,512)	(3,928)	(13,440)
<b>Other income (expense):</b>			
Interest expense	(11,939)	—	(11,939)
Interest income	7,086	—	7,086
Other expense	(2,562)	—	(2,562)
Loss before income taxes	(16,927)	(3,928)	(20,855)
Income tax benefit	(2,435)	—	(2,435)
<b>Net loss</b>	(14,492)	(3,928)	(18,420)
Net loss attributable to non-controlling interests	(6,907)	(1,724)	(8,631)
<b>Net loss attributable to Maravai LifeSciences Holdings, Inc.</b>	<u>\$ (7,585)</u>	<u>\$ (2,204)</u>	<u>\$ (9,789)</u>
Net loss per Class A common share attributable to Maravai LifeSciences Holdings, Inc., basic and diluted	\$ (0.05)	\$ (0.02)	\$ (0.07)
Weighted average number of Class A common shares outstanding, basic and diluted	135,842	—	135,842

	Six Months Ended June 30, 2024 (Unaudited)		
	As Reported	Adjustments	As Restated
<b>Revenue</b>	\$ 137,579	\$ (3,977)	\$ 133,602
<b>Operating expenses:</b>			
Cost of revenue	76,606	311	76,917
Selling, general and administrative	81,441	—	81,441
Research and development	10,316	(360)	9,956
Change in estimated fair value of contingent consideration	(1,195)	—	(1,195)
Restructuring	(1,216)	—	(1,216)
Total operating expenses	165,952	(49)	165,903
Loss from operations	(28,373)	(3,928)	(32,301)
<b>Other income (expense):</b>			
Interest expense	(22,803)	—	(22,803)
Interest income	14,296	—	14,296
Other expense	(2,456)	—	(2,456)
Loss before income taxes	(39,336)	(3,928)	(43,264)
Income tax benefit	(2,164)	—	(2,164)
<b>Net loss</b>	(37,172)	(3,928)	(41,100)
Net loss attributable to non-controlling interests	(17,509)	(1,724)	(19,233)
<b>Net loss attributable to Maravai LifeSciences Holdings, Inc.</b>	<u>\$ (19,663)</u>	<u>\$ (2,204)</u>	<u>\$ (21,867)</u>
Net loss per Class A common share attributable to Maravai LifeSciences Holdings, Inc., basic and diluted	\$ (0.15)	\$ (0.01)	\$ (0.16)
Weighted average number of Class A common shares outstanding, basic and diluted	134,088	—	134,088

The effects of the restatement on certain line items of the condensed consolidated statement of cash flows for the six months ended June 30, 2024 are summarized in the following table (in thousands):

	Six Months Ended June 30, 2024 (Unaudited)		
	As Reported	Adjustments	As Restated
<b>Operating activities:</b>			
Net loss	\$ (37,172)	\$ (3,928)	\$ (41,100)
Changes in operating assets and liabilities, net of acquisitions:			
Accounts receivable	15,862	3,909	19,771
Inventory	1,571	(49)	1,522
Deferred revenue	(1,282)	68	(1,214)
<b>Total</b>	<u>\$ (21,021)</u>	<u>\$ —</u>	<u>\$ (21,021)</u>

There was no impact on net cash provided by operating activities or within any line items within investing and financing activities.

The effects of the restatement on the condensed consolidated balance sheet as of September 30, 2024 are summarized in the following table (in thousands, except per share amounts):

	September 30, 2024 (Unaudited)		
	As Reported	Adjustments	As Restated
<b>Assets</b>			
Current assets:			
Cash and cash equivalents	\$ 578,157	\$ —	\$ 578,157
Accounts receivable, net	28,873	(85)	28,788
Inventory	50,409	125	50,534
Prepaid expenses and other current assets	21,659	—	21,659
Total current assets	679,098	40	679,138
Property and equipment, net	164,555	—	164,555
Goodwill	171,790	—	171,790
Intangible assets, net	201,858	—	201,858
Other assets	60,914	—	60,914
Total assets	<u>\$ 1,278,215</u>	<u>\$ 40</u>	<u>\$ 1,278,255</u>
<b>Liabilities and stockholders' equity</b>			
Current liabilities:			
Accounts payable	\$ 9,494	\$ —	\$ 9,494
Accrued expenses and other current liabilities	38,498	400	38,898
Deferred revenue	1,834	68	1,902
Current portion of payable to related parties pursuant to the Tax Receivable Agreement	7,225	—	7,225
Current portion of long-term debt	5,440	—	5,440
Current portion of finance lease liabilities	750	—	750
Total current liabilities	63,241	468	63,709
Long-term debt, less current portion	516,283	—	516,283
Finance lease liabilities, less current portion	31,327	—	31,327
Other long-term liabilities	54,237	—	54,237
Total liabilities	665,088	468	665,556
Commitments and contingencies			
Stockholders' equity:			
Class A common stock, \$0.01 par value - 500,000 shares authorized; 141,589 shares issued and outstanding as of September 30, 2024	1,416	—	1,416
Class B common stock, \$0.01 par value - 256,856 shares authorized; 110,684 issued and outstanding as of September 30, 2024	1,107	—	1,107
Additional paid-in capital	175,581	(2)	175,579
Retained earnings	167,036	(240)	166,796
Total stockholders' equity attributable to Maravai LifeSciences Holdings, Inc.	345,140	(242)	344,898
Non-controlling interest	267,987	(186)	267,801
Total stockholders' equity	613,127	(428)	612,699
Total liabilities and stockholders' equity	<u>\$ 1,278,215</u>	<u>\$ 40</u>	<u>\$ 1,278,255</u>

The effects of the restatement on the condensed consolidated statements of operations for the three and nine months ended September 30, 2024 are summarized in the following tables (in thousands, except per share amounts):

	Three Months Ended September 30, 2024 (Unaudited)		
	As Reported	Adjustments	As Restated
<b>Revenue</b>	\$ 65,200	\$ 3,825	\$ 69,025
<b>Operating expenses:</b>			
Cost of revenue	36,826	(35)	36,791
Selling, general and administrative	39,087	—	39,087
Research and development	4,344	360	4,704
Change in estimated fair value of contingent consideration	(178)	—	(178)
Goodwill impairment	154,239	—	154,239
Restructuring	(4)	—	(4)
Total operating expenses	234,314	325	234,639
Loss from operations	(169,114)	3,500	(165,614)
<b>Other income (expense):</b>			
Interest expense	(13,634)	—	(13,634)
Interest income	7,071	—	7,071
Change in payable to related parties pursuant to the Tax Receivable Agreement	(39)	—	(39)
Other expense	72	—	72
Loss before income taxes	(175,644)	3,500	(172,144)
Income tax benefit	311	—	311
<b>Net loss</b>	(175,955)	3,500	(172,455)
Net loss attributable to non-controlling interests	(76,917)	1,536	(75,381)
<b>Net loss attributable to Maravai LifeSciences Holdings, Inc.</b>	<u>\$ (99,038)</u>	<u>\$ 1,964</u>	<u>\$ (97,074)</u>
Net loss per Class A common share attributable to Maravai LifeSciences Holdings, Inc., basic and diluted	\$ (0.70)	\$ 0.02	\$ (0.68)
Weighted average number of Class A common shares outstanding, basic and diluted	141,555	—	141,555

	Nine Months Ended September 30, 2024 (Unaudited)		
	As Reported	Adjustments	As Restated
<b>Revenue</b>	\$ 202,779	\$ (152)	\$ 202,627
<b>Operating expenses:</b>			
Cost of revenue	113,432	276	113,708
Selling, general and administrative	120,528	—	120,528
Research and development	14,660	—	14,660
Change in estimated fair value of contingent consideration	(1,373)	—	(1,373)
Goodwill impairment	154,239	—	154,239
Restructuring	(1,220)	—	(1,220)
Total operating expenses	400,266	276	400,542
Loss from operations	(197,487)	(428)	(197,915)
<b>Other income (expense):</b>			
Interest expense	(36,437)	—	(36,437)
Interest income	21,367	—	21,367
Change in payable to related parties pursuant to the Tax Receivable Agreement	(39)	—	(39)
Other expense	(2,384)	—	(2,384)
Loss before income taxes	(214,980)	(428)	(215,408)
Income tax benefit	(1,853)	—	(1,853)
<b>Net loss</b>	(213,127)	(428)	(213,555)
Net loss attributable to non-controlling interests	(94,426)	(188)	(94,614)
<b>Net loss attributable to Maravai LifeSciences Holdings, Inc.</b>	<u>\$ (118,701)</u>	<u>\$ (240)</u>	<u>\$ (118,941)</u>
Net loss per Class A common share attributable to Maravai LifeSciences Holdings, Inc., basic and diluted	\$ (0.87)	\$ —	\$ (0.87)
Weighted average number of Class A common shares outstanding, basic and diluted	136,595	—	136,595

The effects of the restatement on certain line items of the condensed consolidated statement of cash flows for the nine months ended September 30, 2024 are summarized in the following table (in thousands):

	Nine Months Ended September 30, 2024 (Unaudited)		
	As Reported	Adjustments	As Restated
<b>Operating activities:</b>			
Net loss	\$ (213,127)	\$ (428)	\$ (213,555)
Changes in operating assets and liabilities, net of acquisitions:			—
Accounts receivable	25,704	85	25,789
Inventory	50	(125)	(75)
Accrued expenses and other current liabilities	(21,118)	400	(20,718)
Deferred revenue	(1,526)	68	(1,458)
Total	<u>\$ (210,017)</u>	<u>\$ —</u>	<u>\$ (210,017)</u>

There was no impact on net cash provided by operating activities or within any line items within investing and financing activities.



## 19. Subsequent Events

### *Acquisition of Assets and Intellectual Property from Molecular Assemblies*

In January 2025, the Company acquired assets and intellectual property from Molecular Assemblies, expanding TriLink's ability to enable customers to develop next-generation mRNA and clustered regularly interspaced short palindromic repeats nucleic acid-based therapies. The total consideration for this acquisition was a purchase price of \$11.5 million, subject to customary post-closing adjustments.

### *Acquisition of Officinae Bio*

In February 2025, the Company completed the acquisition of the DNA and RNA business of Officinae Bio ("Officinae"), a privately held technology company with a proprietary digital platform designed with artificial intelligence and machine learning capabilities to support the biological design of therapeutics. The total consideration to acquire Officinae consisted of a base cash provisional purchase price of \$10.0 million, subject to customary post-closing adjustments, and potential contingent consideration payments of up to \$35.0 million, with \$5.0 million of such contingent consideration payable in cash upon the achievement of a certain milestone and up to an additional \$30.0 million payable in a mix of cash and shares of the Company's Class A common stock upon the achievement of certain milestones.

## **Item 9. Changes in and Disagreements with Accountants on Accounting and Financial Disclosure**

None.

## **Item 9A. Controls and Procedures**

### **Evaluation of Disclosure Controls and Procedures**

Under the supervision and with the participation of our management, including our Chief Executive Officer and Chief Financial Officer, we evaluated the effectiveness of the design and operation of our disclosure controls and procedures pursuant to Rule 13a-15(e) and 15(d)-15(e) under the Securities Exchange Act of 1934, as amended (the "Exchange Act") as of the end of the period covered by this report. Our disclosure controls and procedures are designed to ensure that information required to be disclosed in the reports that are filed or submitted under the Exchange Act is accumulated and communicated to management, including the Chief Executive Officer and Chief Financial Officer, to allow for timely decisions regarding required disclosures. In designing and evaluating the disclosure controls and procedures, management recognized that any controls and procedures, no matter how well designed and operated, can provide only reasonable assurance of achieving the desired control objectives, as ours are designed to do, and management necessarily applies its judgment in evaluating the cost-benefit relationship of possible controls and procedures. Based on such evaluation, our Chief Executive Officer and Chief Financial Officer have concluded that, as of December 31, 2024, the Company's disclosure controls and procedures were not effective at a reasonable assurance level due to the material weaknesses in internal control over financial reporting described below. A material weakness is a deficiency, or a combination of deficiencies, in internal control over financial reporting, such that there is a reasonable possibility that a material misstatement of our annual or interim financial statements will not be prevented or detected on a timely basis.

### **Management's Report on Internal Control over Financial Reporting**

Our management is responsible for establishing and maintaining adequate internal control over financial reporting, as such terms are defined in Exchange Act Rules 13a-15(f) and 15(d)-15(f). Our internal control over financial reporting is a process designed to provide reasonable assurance regarding the reliability of financial reporting and the preparation of financial statements for external purposes in accordance with accounting principles generally accepted in the United States. Because of its inherent limitations, internal control over financial reporting may not prevent or detect misstatements. Therefore, even those systems determined to be effective can provide only reasonable assurance of achieving their control objectives.

Our management assessed the effectiveness of our internal control over financial reporting as of December 31, 2024. Based on the results of this evaluation, our management concluded that our internal control over financial reporting was ineffective as of December 31, 2024, because we identified the following material weaknesses:

- *Revenue and accounts receivable:* Management did not design and operate effective controls over the Company's revenue process. Specifically, we did not design and maintain effective controls over the timing of when the Company has transferred control of goods to its customers at period end, segregation of duties related to customer purchase order information entered into the Company's IT systems, accounting for customer product revenue, and the authorization and documentation of pricing approvals. The material weakness is an aggregation of these matters.

- *Goodwill impairment*: Management did not operate effective controls over the key inputs and assumptions that were utilized to determine the fair value of reporting units in the Company's quantitative goodwill impairment assessment as of December 31, 2024.

These material weaknesses, individually or in the aggregate, could result in misstatements of accounts or disclosures in the consolidated financial statements that would not be prevented or detected on a timely basis. Accordingly, management has concluded that these control deficiencies constitute material weaknesses. In making this assessment, we used the criteria set forth by the Committee of Sponsoring Organizations of the Treadway Commission (COSO) in Internal Control - Integrated Framework (2013 Framework). Based on its assessment, management concluded that, as of December 31, 2024, the Company's internal control over financial reporting was not effective.

Ernst & Young LLP, an independent registered public accounting firm has issued an auditors' report on our internal control over financial reporting as of December 31, 2024, which is included elsewhere in this Audit Report on Form 10-K.

### **Changes in Internal Control over Financial Reporting**

Except for the material weaknesses noted above, there have been no changes in our internal control over financial reporting, as such term is defined in Rules 13a-15(f) and 15d-15(f) under the Exchange Act, during the three months ended December 31, 2024 that have materially affected, or are reasonably likely to materially affect, our internal control over financial reporting.

### **Remediation Plan for Material Weakness**

With respect to the material weaknesses above, management, under the oversight of the Audit Committee, is in the process of designing appropriate controls as well as implementing measures to ensure appropriate operation of existing controls to address these material weaknesses. While we have taken steps to implement our remediation plan, the material weaknesses will not be considered remediated until the enhanced controls operate for a sufficient period of time and management has concluded, through testing, that the related controls are effective. The Company will monitor the effectiveness of its remediation plan and refine its remediation plan as appropriate. Remediation to address the material weaknesses noted above, includes:

- *Revenue and accounts receivable* -
  - Remediating the design and operation of existing controls related to the revenue process.
  - Designing and implementing new controls to sufficiently document evidence of pricing authorization and approvals.
  - Reviewing order entry data input into IT systems to ensure accuracy.
  - Reviewing shipping terms as a factor in determining the timing of when control of goods is transferred to customers at period end.
  - Monitoring work order activity related to custom product manufacturing.
- *Goodwill impairment* - enhancing the operation of certain management review controls over key inputs and assumptions, including projected financial information, by refining the precision by which the controls operate and retaining sufficient evidence of the review over key inputs and assumptions included in the quantitative goodwill impairment analysis.

Further, we plan to continue to provide relevant training to control owners to ensure they understand the importance of the documentation that supports the effective operation of our control activities, including evidence over the completeness and accuracy of information used in the controls.

When fully implemented and operational, we believe the measures described above will remediate the control deficiencies that have led to these material weaknesses.

## **Report of Independent Registered Public Accounting Firm**

To the Shareholders and the Board of Directors of Maravai LifeSciences Holdings, Inc.

### **Opinion on Internal Control Over Financial Reporting**

We have audited Maravai LifeSciences Holdings, Inc.'s internal control over financial reporting as of December 31, 2024, based on criteria established in Internal Control—Integrated Framework issued by the Committee of Sponsoring Organizations of the Treadway Commission (2013 framework) (the COSO criteria). In our opinion, because of the effect of the material weaknesses described below on the achievement of the objectives of the control criteria, Maravai LifeSciences Holdings, Inc. (the Company) has not maintained effective internal control over financial reporting as of December 31, 2024, based on the COSO criteria.

A material weakness is a deficiency, or combination of deficiencies, in internal control over financial reporting, such that there is a reasonable possibility that a material misstatement of the company's annual or interim financial statements will not be prevented or detected on a timely basis. The following material weaknesses have been identified and included in management's assessment. Management identified material weaknesses in controls related to revenue and accounts receivable as well as goodwill impairment.

We also have audited, in accordance with the standards of the Public Company Accounting Oversight Board (United States) (PCAOB), the consolidated balance sheets of the Company as of December 31, 2024 and 2023, the related consolidated statements of operations, comprehensive (loss) income, changes in stockholders' equity and cash flows for each of the three years in the period ended December 31, 2024, and the related notes. These material weaknesses were considered in determining the nature, timing and extent of audit tests applied in our audit of the 2024 consolidated financial statements, and this report does not affect our report dated March 18, 2025, which expressed an unqualified opinion thereon.

### **Basis for Opinion**

The Company's management is responsible for maintaining effective internal control over financial reporting and for its assessment of the effectiveness of internal control over financial reporting included in the accompanying Management's Report on Internal Control over Financial Reporting. Our responsibility is to express an opinion on the Company's internal control over financial reporting based on our audit. We are a public accounting firm registered with the PCAOB and are required to be independent with respect to the Company in accordance with the U.S. federal securities laws and the applicable rules and regulations of the Securities and Exchange Commission and the PCAOB.

We conducted our audit in accordance with the standards of the PCAOB. Those standards require that we plan and perform the audit to obtain reasonable assurance about whether effective internal control over financial reporting was maintained in all material respects.

Our audit included obtaining an understanding of internal control over financial reporting, assessing the risk that a material weakness exists, testing and evaluating the design and operating effectiveness of internal control based on the assessed risk, and performing such other procedures as we considered necessary in the circumstances. We believe that our audit provides a reasonable basis for our opinion.

### **Definition and Limitations of Internal Control Over Financial Reporting**

A company's internal control over financial reporting is a process designed to provide reasonable assurance regarding the reliability of financial reporting and the preparation of financial statements for external purposes in accordance with generally accepted accounting principles. A company's internal control over financial reporting includes those policies and procedures that (1) pertain to the maintenance of records that, in reasonable detail, accurately and fairly reflect the transactions and dispositions of the assets of the company; (2) provide reasonable assurance that transactions are recorded as necessary to permit preparation of financial statements in accordance with generally accepted accounting principles, and that receipts and expenditures of the company are being made only in accordance with authorizations of management and directors of the company; and (3) provide reasonable assurance regarding prevention or timely detection of unauthorized acquisition, use, or disposition of the company's assets that could have a material effect on the financial statements.

Because of its inherent limitations, internal control over financial reporting may not prevent or detect misstatements. Also, projections of any evaluation of effectiveness to future periods are subject to the risk that controls may become inadequate because of changes in conditions, or that the degree of compliance with the policies or procedures may deteriorate.

/s/ Ernst & Young LLP

San Mateo, California

March 18, 2025

**Item 9B. Other Information***Insider Trading Arrangements*

None of the Company's directors or officers (as defined in Section 16 of the Exchange Act) adopted or terminated a "Rule 10b5-1 trading arrangement" or a "non-Rule 10b5-1 trading arrangement" (each as defined in Item 408(a) and (c) of Regulation S-K) during the Company's fiscal quarter ended December 31, 2024.

**Item 9C. Disclosure Regarding Foreign Jurisdictions that Prevent Inspections**

Not applicable.



### **Part III.**

#### **Item 10. Directors, Executive Officers and Corporate Governance**

The information required by this Item is incorporated by reference to the Company's definitive proxy statement (the "2025 Proxy Statement") to be filed with the SEC no later than 120 days after the end of our fiscal year ended December 31, 2024 in connection with the solicitation of proxies for the Company's 2025 annual meeting of stockholders.

##### **Insider Trading Policy**

The Company has adopted an Insider Trading Policy that restricts transactions in the Company's securities by its directors, officers, employees and certain other covered persons while such persons are in the possession of material non-public information. The Insider Trading Policy is designed to promote compliance with foreign, federal and state insider trading laws, SEC rules and regulations and NASDAQ listing standards. A copy of the Insider Trading Policy is filed as Exhibit 19.1 to this Annual Report on Form 10-K.

#### **Item 11. Executive Compensation**

The information required by this Item is incorporated by reference to the 2025 Proxy Statement.

#### **Item 12. Security Ownership of Certain Beneficial Owners and Management and Related Stockholder Matters**

The information required by this Item is incorporated by reference to the 2025 Proxy Statement.

#### **Item 13. Certain Relationships and Related Transactions and Director Independence**

The information required by this Item is incorporated by reference to the 2025 Proxy Statement.

#### **Item 14. Principal Accounting Fees and Services**

The information required by this Item is incorporated by reference to the 2025 Proxy Statement.

## **Part IV.**

### **Item 16. Form 10-K Summary**

None.

## SIGNATURES

Pursuant to the requirements of Section 13 or 15(d) of the Securities Exchange Act of 1934, the registrant has duly caused this report on to be signed on its behalf by the undersigned, thereunto duly authorized.

Maravai LifeSciences Holdings, Inc.

By: /s/ William E. Martin, III

Name: William E. Martin, III

Title: Chief Executive Officer

Date: March 18, 2025

\*\*\*

Pursuant to the requirements of the Securities Exchange Act of 1934, this report has been signed below by the following persons on behalf of the registrant and in the capacities and on the dates indicated.

<u>Signature</u>	<u>Title</u>	<u>Date</u>
<u>/s/ William E. Martin, III</u> William E. Martin, III	Chief Executive Officer and Director (Principal Executive Officer)	March 18, 2025
<u>/s/ Kevin Herde</u> Kevin Herde	Chief Financial Officer (Principal Financial and Accounting Officer)	March 18, 2025
<u>/s/ Robert Andrew Eckert</u> Robert Andrew Eckert	Chairman of the Board	March 18, 2025
<u>/s/ Sean Cunningham</u> Sean Cunningham	Director	March 18, 2025
<u>/s/ Benjamin Daverman</u> Benjamin Daverman	Director	March 18, 2025
<u>/s/ John DeFord</u> John DeFord, Ph.D.	Director	March 18, 2025
<u>/s/ Susannah Gray</u> Susannah Gray	Director	March 18, 2025
<u>/s/ Jessica Hopfield</u> Jessica Hopfield, Ph.D.	Director	March 18, 2025
<u>/s/ Gregory T. Lucier</u> Gregory T. Lucier	Director	March 18, 2025
<u>/s/ Luke Marker</u> Luke Marker	Director	March 18, 2025
<u>/s/ Constantine Mihas</u> Constantine Mihas	Director	March 18, 2025
<u>/s/ Murali K. Prahalad</u> Murali K. Prahalad, Ph.D.	Director	March 18, 2025

## Board of Directors

### **R. Andrew Eckert**

Chairman of the Board  
Senior Adviser, Permira

### **Trey Martin**

Chief Executive Officer,  
Maravai LifeSciences

### **Sean Cunningham**

Managing Director, Co-Head of  
Healthcare  
GTCR LLC

### **Benjamin Daverman**

EVP & Chief Strategy and  
Business Development Officer,  
Vantive Health

### **John DeFord, PhD**

Chief Executive Officer,  
Samothrace Medical Innovations, Inc.

### **Susannah Gray**

Former Executive Vice President of  
Finance and Strategy,  
Royalty Pharma Management LLC

### **Jessica Hopfield, PhD**

Strategic Advisor and Healthcare  
Investor

### **Gregory T. Lucier**

Chief Executive Officer,  
Corza Medical

### **Luke Marker**

Managing Director,  
GTCR LLC

### **Constantine Mihas**

Co-CEO and Managing Director,  
GTCR LLC

### **Murali K. Prahalad, PhD**

President and Chief Executive Officer,  
Iridia Inc.

## Executive Officers

### **Trey Martin**

Chief Executive Officer

### **Becky Buzzeo**

Executive Vice President and  
Chief Commercial Officer

### **Christine Dolan**

Executive Vice President and  
General Manager, Cygnus  
Technologies

### **Kevin Herde**

Executive Vice President and  
Chief Financial Officer

### **Pete Leddy, PhD**

Executive Vice President and  
Chief Administrative Officer

### **Kurt Oreshack**

Executive Vice President,  
Secretary and General Counsel

## Investor Information

Copies of our annual report on Form 10-K, proxy statement, quarterly reports on Form 10-Q and current reports on Form 8-K are available to shareholders at <https://investor.maravai.com> or you may request paper materials of the annual report and proxy statement by calling 866-648-8133. Investor questions can be directed to: [ir@maravai.com](mailto:ir@maravai.com).

## Market For Maravai Stock

NASDAQ Global Select Market: MRVI

## Annual Meeting

The Annual Meeting of Shareholders will be held live via the internet on Thursday, May 22, 2025 at 2:30 p.m. PDT. Please visit [www.proxydocs.com/MRVI](http://www.proxydocs.com/MRVI) for more details. You can vote your shares if you were a shareholder of record at the close of business on Monday, March 24, 2025 (the "Record Date").

## Transfer Agent & Registrar

Equiniti Trust Company, LLC  
48 Wall Street, Floor 23  
New York, NY 10005  
Email: [HelpAST@equiniti.com](mailto:HelpAST@equiniti.com)

***The Transfer Agent is responsible for handling shareholder questions regarding lost certificates, address changes and change of ownership or name in which shares are held.***

## Corporate Counsel

Kirkland & Ellis LLP  
Chicago, IL

## Independent Registered Public Accountant

Ernst & Young LLP  
San Mateo, CA





**CONTACT US**

10770 Wateridge Circle, Suite 200  
San Diego, CA 92121