



Q3 2017 FINANCIAL RESULTS

(% change reflects currency neutral)

FINANCIAL HIGHLIGHTS

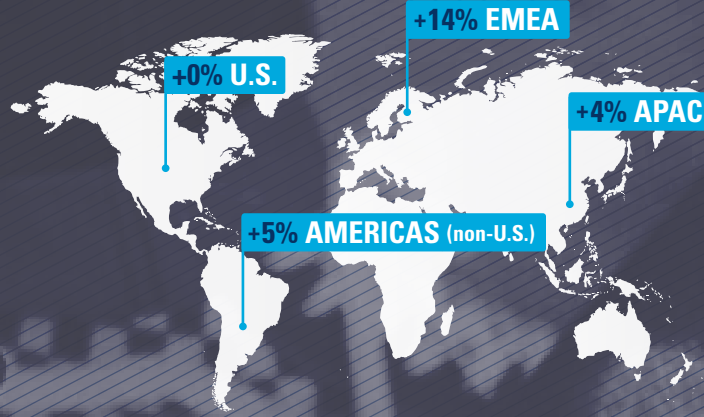
\$3.5B
IN REVENUE
↑ 4%

50.1%
GROSS MARGIN
↑ 180 basis points

16.9%
OPERATING MARGIN
↓ -60 basis points

\$1.23
EARNINGS PER SHARE
↑ 10%

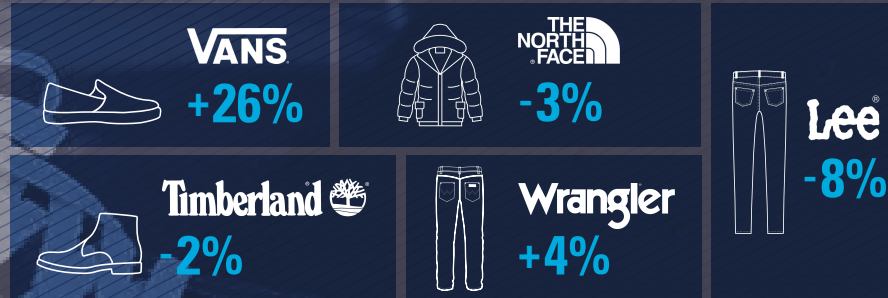
REGIONAL PERFORMANCE



REVENUE BY CHANNEL



TOP 5 BRANDS




TOP WORKWEAR BRANDS



HIGHLIGHTS



INCREASED QUARTERLY DIVIDEND
10% to \$0.46 PER SHARE



RAISED 2017 OUTLOOK