

Athene Announces Strategic Capital Solution

Maintaining Opportunistic Focus to Build Shareholder Value

May 7, 2019

Disclaimer

This presentation does not constitute an offer to sell, or the solicitation of an offer to buy, any security of Athene Holding Ltd. ("Athene").

Certain information contained herein and certain oral statements made in reference thereto may be "forward-looking" in nature. These statements include, but are not limited to, discussions related to the Athene Co-Invest Reinsurance Affiliate ("ACRA") capital raise and the benefits to be derived therefrom; Athene's projected effective tax rate and projected overall tax rate; expected future operating results; Athene's liquidity and capital resources and the other non-historical statements. These forward-looking statements are based on management's beliefs, as well as assumptions made by, and information currently available to, management. When used in this presentation, the words "believe," "anticipate," "estimate," "expect," "intend" and similar expressions are intended to identify forward-looking statements. Although management believes that the expectations reflected in these forward-looking statements are reasonable, it can give no assurance that these expectations will prove to be correct. These statements are subject to certain risks, uncertainties and assumptions, including the failure to close the ACRA capital raise or the failure to achieve the economic benefits expected. For a discussion of the other risks and uncertainties related to Athene's forward-looking statements, see its annual report on Form 10-K for the year ended December 31, 2018, and its other SEC filings, which can be found at the SEC's website www.sec.gov. Due to these various risks, uncertainties and assumptions, actual events or results or the actual performance of Athene may differ materially from that reflected or contemplated in such forward-looking statements. Athene undertakes no obligation to publicly update or review any forward-looking statements, whether as a result of new information, future developments or otherwise.

Information contained herein may include information respecting prior performance of Athene. Information respecting prior performance, while a useful tool, is not necessarily indicative of actual results to be achieved in the future, which is dependent upon many factors, many of which are beyond Athene's control. The information contained herein is not a guarantee of future performance by Athene, and actual outcomes and results may differ materially from any historic, pro forma or projected financial results indicated herein. Certain of the financial information contained herein is unaudited or based on the application of non-GAAP financial measures. These non-GAAP financial measures should be considered in addition to and not as a substitute for, or superior to, financial measures presented in accordance with GAAP. Furthermore, certain financial information is based on estimates of management. These estimates, which are based on the reasonable expectations of management, are subject to change and there can be no assurance that they will prove to be correct. The information contained herein does not purport to be all-inclusive or contain all information that an evaluator may require in order to properly evaluate the business, prospects or value of Athene. Athene does not have any obligation to update this presentation and the information may change at any time without notice.

Certain of the information used in preparing this presentation was obtained from third parties or public sources. No representation or warranty, express or implied, is made or given by or on behalf of Athene or any other person as to the accuracy, completeness or fairness of such information, and no responsibility or liability is accepted for any such information.

This document is not intended to be, nor should it be construed or used as, financial, legal, tax, insurance or investment advice. There can be no assurance that Athene will achieve its objectives. Past performance is not indicative of future success.

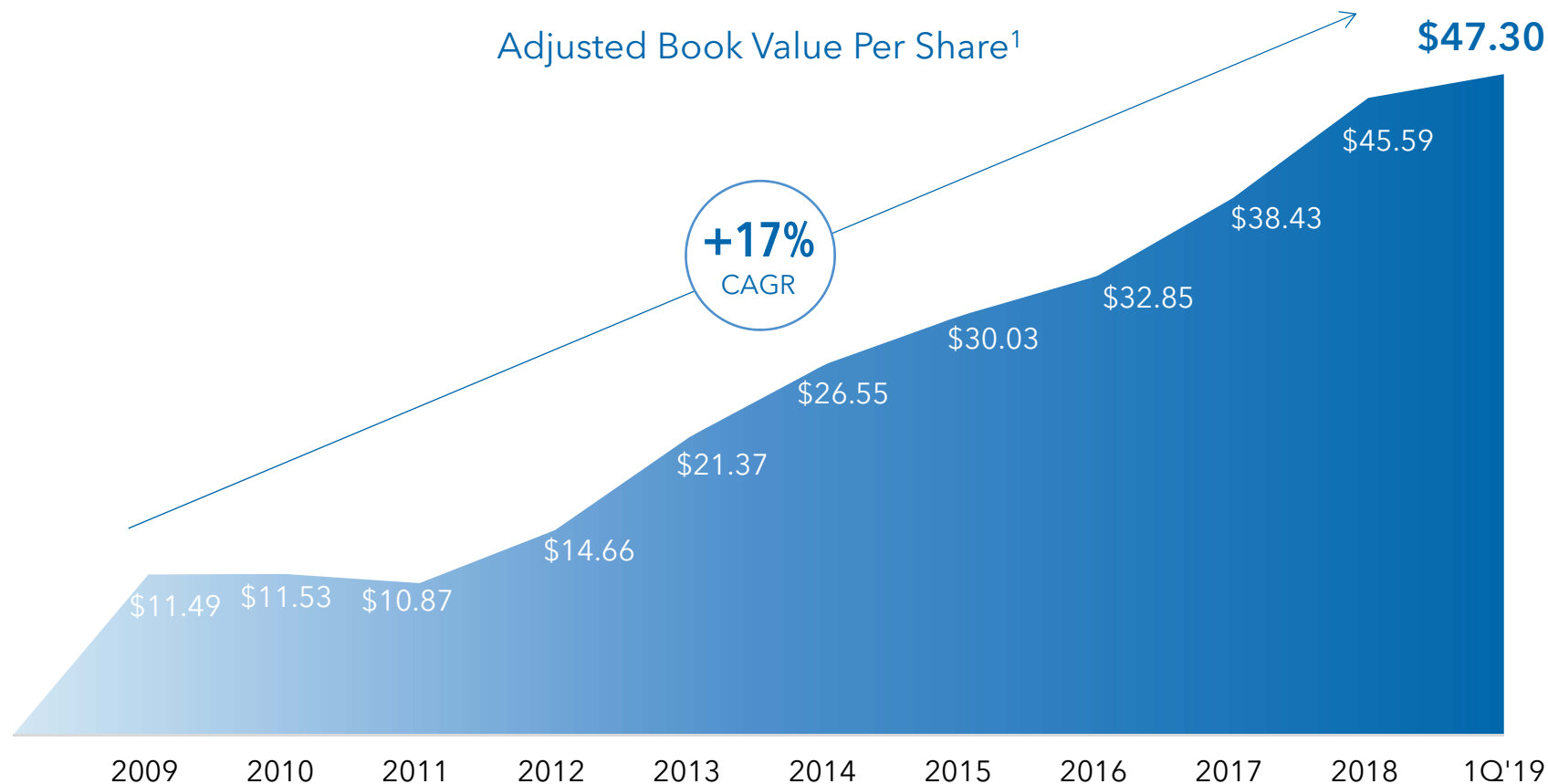
All information is as of the dates indicated herein.



The primary driver of long-term shareholder value is efficiency of capital allocation.

Capital Allocation is Paramount to Outsized Value Creation

Significant growth in book value per share reflects our opportunistic approach to capital management and desire for long-term accretion



Note: Adjusted book value per share is calculated as the adjusted shareholders' equity divided by the adjusted operating common shares outstanding. Adjusted shareholders' equity is calculated as the ending shareholders' equity excluding AOCI and funds withheld and modco reinsurance unrealized gains and losses. These adjustments fluctuate period to period in a manner inconsistent with our underlying profitability drivers as the majority of such fluctuation is related to the market volatility of the unrealized gains and losses associated with our AFS securities.

What Are Our Opportunities to Deploy Capital?

Opportunity

Action

Organic Growth

More than **\$13 billion** of liabilities originated at **high ROEs** in 2018

Acquisitions

More than **\$27 billion** of inorganic growth underwritten to **high ROEs** in 2018

Share Buybacks


~\$500 million authorized over the past five months, \$147 million completed to date

Ratings Upgrades

Now **'A' rated** across the board with future goal to achieve 'A+' ratings

What Are Our Targets?

Each year we make decisions on how to deploy the capital we generate




Illustrative Annual Capital Generation

Statutory Earnings	~\$1 billion
--------------------	--------------

In-Force Run-off	~\$1 billion
------------------	--------------

Capital Available to Deploy	~\$2 billion
------------------------------------	---------------------



As a prudent steward of shareholder capital, we aim for the highest risk-adjusted rate of return available

Our Opportunity Requires More Capital

We see a growing number of opportunities to deploy capital at mid-to-high teens returns, but these opportunities only exist within the constraint of having the capital necessary

Capital Need

- Capitalize on industry restructuring as a solutions provider; \$100bn+ **inorganic** opportunity
- Support annual **organic** growth
- Opportunistic **share repurchases**
- Pursue **ratings upgrades**
- Retain opportunistic **capacity**

Sizable

Deployable Capital
Need

Current Position

~\$1 billion

Excess Equity Capital

+

~\$2 billion

Untapped Debt Capacity

=

~\$3 billion

Deployable Capital
on Hand

We Want to Take Advantage

We have proven our ability to successfully navigate the tension between retaining opportunistic capital and deploying to generate return

Increase Capital Base

AND

Opportunistically Deploy Significant Capital at High Returns

<p>~\$1 billion Excess Equity Capital</p> <p>+</p> <p>~\$2 billion Untapped Debt Capacity</p> <p>=</p> <p>~\$3 billion Deployable Capital on Hand</p>	<p><i>2017-1Q'19</i></p> <p>New Business Volumes¹</p> <p>VOYA Transaction</p> <p>LNC Transaction</p> <p>PRT Transactions</p> <p>Buybacks</p> <hr/> <p>Total</p>	<p><i>Capital Deployed</i></p> <p>~\$2bn</p> <p>~\$1bn</p> <p>~\$700mm</p> <p>~\$600mm</p> <p>~\$150mm</p> <hr/> <p>~\$4.5bn</p>	<p><i>Liabilities Added</i></p> <p>~\$23bn</p> <p>~\$19bn</p> <p>~\$8bn</p> <p>~\$7bn</p> <hr/> <p>~\$57bn</p>
--	--	--	--

¹ Includes retail, flow reinsurance, and funding agreements.

How Do We Accomplish Our Goals?

We want to opportunistically deploy capital at high returns while retaining capital for ratings upgrades and to create value amid volatility

Option #1: Access Public Markets¹

Raising additional balance sheet equity results in...

- ✘ ~\$1.20 or 20% **dilution** to EPS
- ✘ ~320bps or 23% ROE **drag**



Comes at a cost

Option #2: Create a Structured Solution

Enables us to...

- ✓ Fund growth
- ✓ Repurchase shares
- ✓ Add to our capital base



All at the same time

¹ Scenario assumes raising approximately \$4 billion of equity capital through primary issuance. Dilutive impacts based on full year 2018 financial results for calculation purposes.

ACRA: Shareholder-Friendly, Strategic Capital Solution

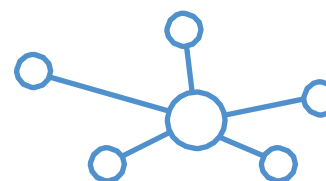
Athene Co-Invest Reinsurance Affiliate ("ACRA") offers significant, long-term, on-demand capital to fund opportunistic growth

Targeted On-Demand Capital¹

\$4bn

Allows Athene to pursue growth initiatives while maintaining a strong capital position

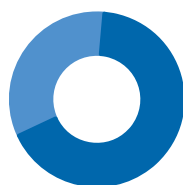
Enhanced Strategic Flexibility



ACRA enhances Athene's flexibility to simultaneously deploy capital across multiple accretive avenues

Fully Controlled & Aligned

Athene will own
1/3 of ACRA



Third-party investors
own 2/3 of ACRA

Athene will control, consolidate, and manage ACRA to the same risk, investment, and capital standards

Shareholder-Friendly Solution

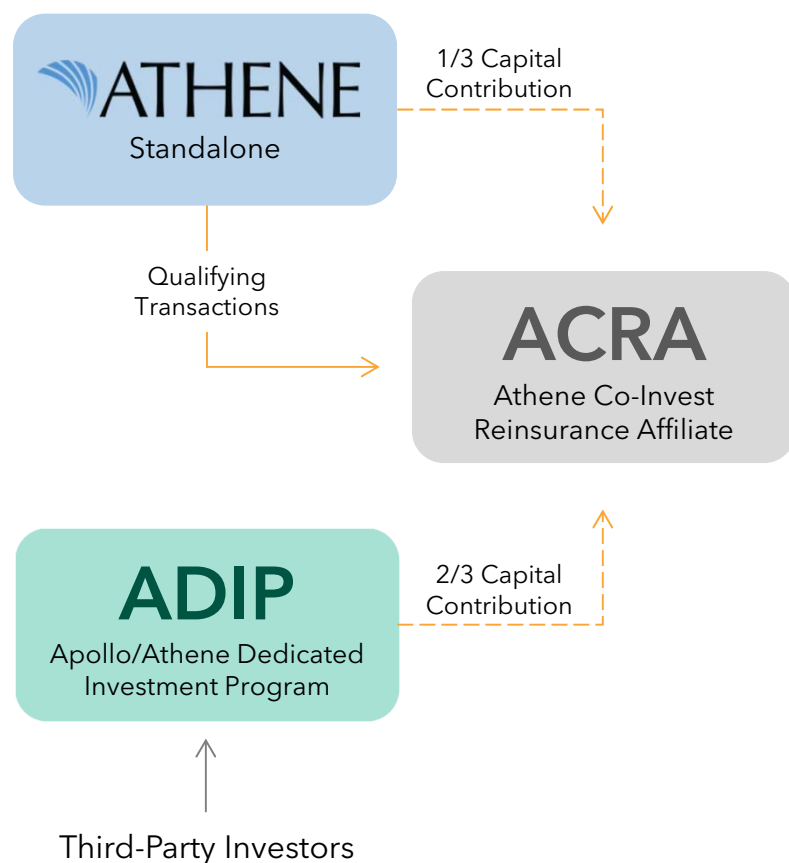


On-demand equity capital supply without dilutive impact of primary issuance; no drag to ROE from unspent capital

¹ Capital commitments to date approximate \$1 billion with final commitments expected by the end of 3Q'19.

ACRA Will Be Woven Into the Fabric of Athene

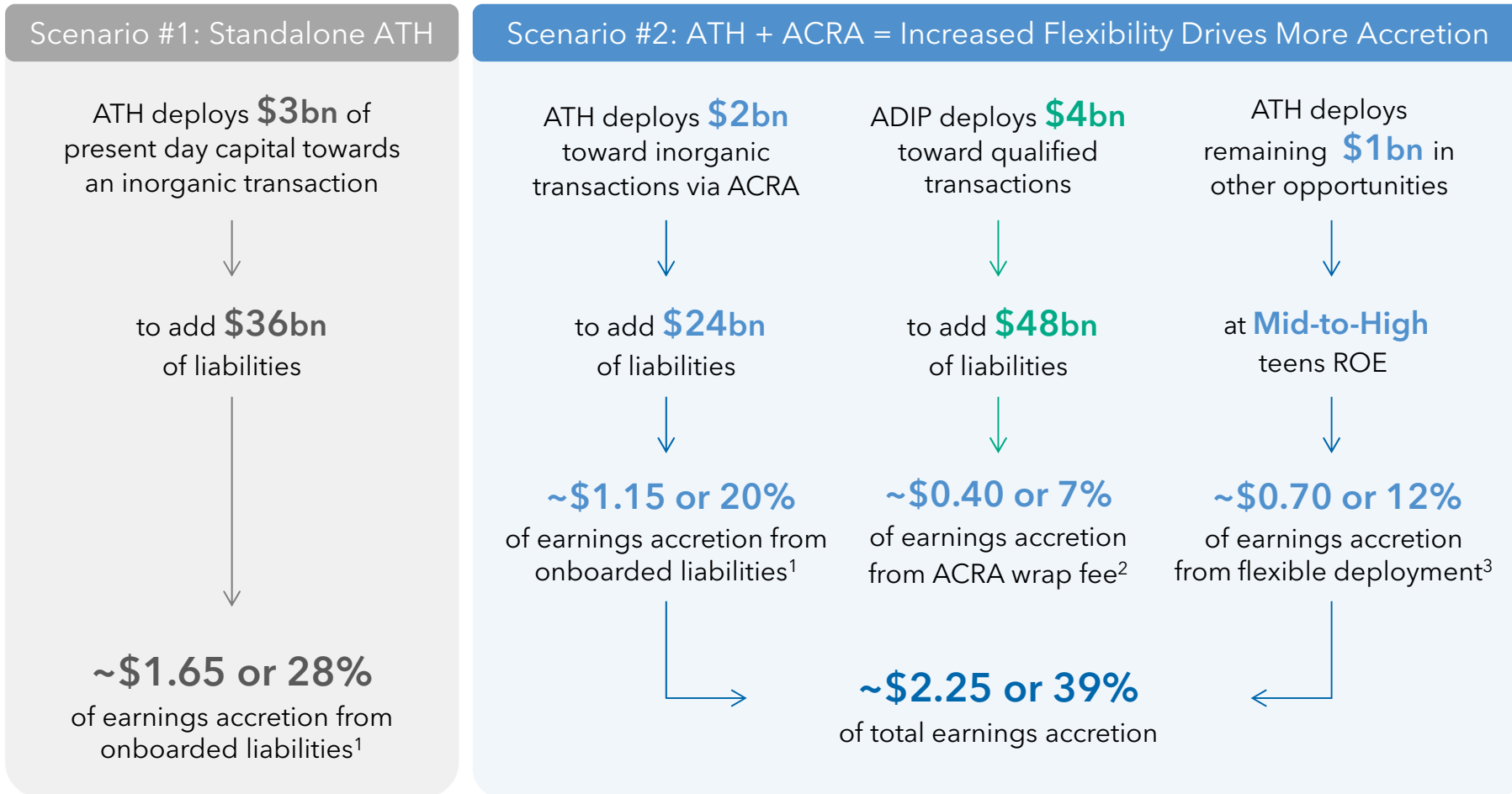
ACRA will be capitalized by Athene and third-party fund investors



- ACRA provides **on-demand, direct equity capital** without dilution to shareholders to participate in qualifying transactions:
 - All sizable legal entity, block reinsurance, and pension risk transfer transactions
 - Flow reinsurance transactions
 - Funding agreements
- All inorganic transactions will be priced and reviewed by Athene, consistent with prior transactions
 - **Same underwriting standards:** assets, liabilities, and capitalization
- Like Athene, ACRA will focus **only on spread-based businesses**, with no exposure to VA, LTC, or other liabilities with significant actuarial or capital markets risk
- Athene will capture a **wrap fee** of ~15 bps on invested assets attributable to ACRA's reserves, equivalent to a ~350 basis point **pick up in ROE** on deals ceded to ACRA
- ACRA will pay for its share of transaction and operational **expenses**
- Ten years after the effective date/closing date of a transaction in which ACRA participates, Athene will have a **call right** at book value
- Athene may have the option to buy-in ADIP's stake in several years when Athene's capital position is even larger

Athene's Earnings Power is Stronger with ACRA

Illustrative accretion to earnings if Athene hypothetically deployed its current capital

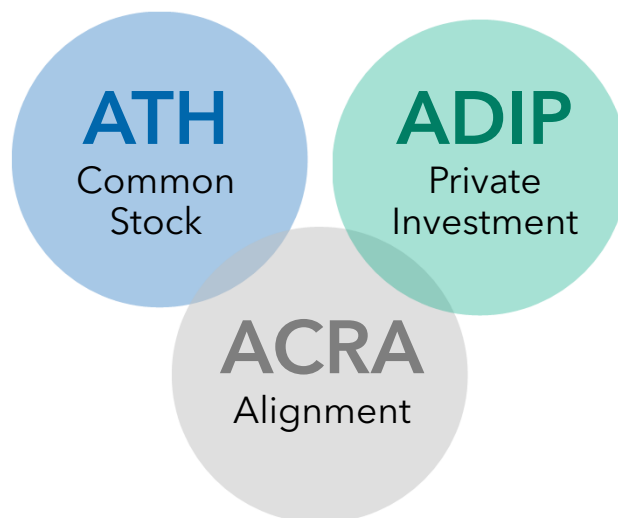


Note: Earnings accretion calculated using full year 2018 financial results and 12x leverage ratio. 1 Assumes 15% ROE, forgone income at 4.5% NIER where applicable, and 4.0% cost of debt. 2 Assumes 15bp blended wrap fee paid to Athene. 3 Assumes 17.5% ROE on other opportunities.

ATH and ADIP Investments are Fundamentally Aligned

ACRA provides an efficient supplement to Athene's capital base

- Public-market-focused investors
- Exposure to all aspects of Athene's existing and future business
- Freely tradeable and offers daily liquidity via public markets
- Return profile determined by capital appreciation and capital return
- Enhanced returns due to wrap fee from ACRA



- Private market investors
- Exposure generally limited to go-forward qualifying transactions
- Non-transferable with potential for structured exit in 10+ years
- Return profile determined primarily by dividends and capital return

- All transactions underwritten by Athene, to Athene's standards
- Athene holds 100% of voting shares
- Athene to nominate 7 of ACRA's 11 directors
- Athene to control and operationally manage ACRA
- Underwriting alignment - same assets, same liabilities, same capitalizations, and no selectivity bias

Strategic Capital Solution Aligned with Opportunistic Focus

Formation of a long-duration, on-demand capital vehicle has multiple advantages



Strategic Flexibility

Enhances flexibility to simultaneously deploy capital across **multiple accretive avenues**

Increases buying power amid insurance industry restructuring



Shareholder-Friendly

Efficiently structured, shareholder-friendly capital solution with significant alignment

Avoids dilution by eliminating the need for primary issuance

Preserves leverage capacity and is ratings positive



Value Generative

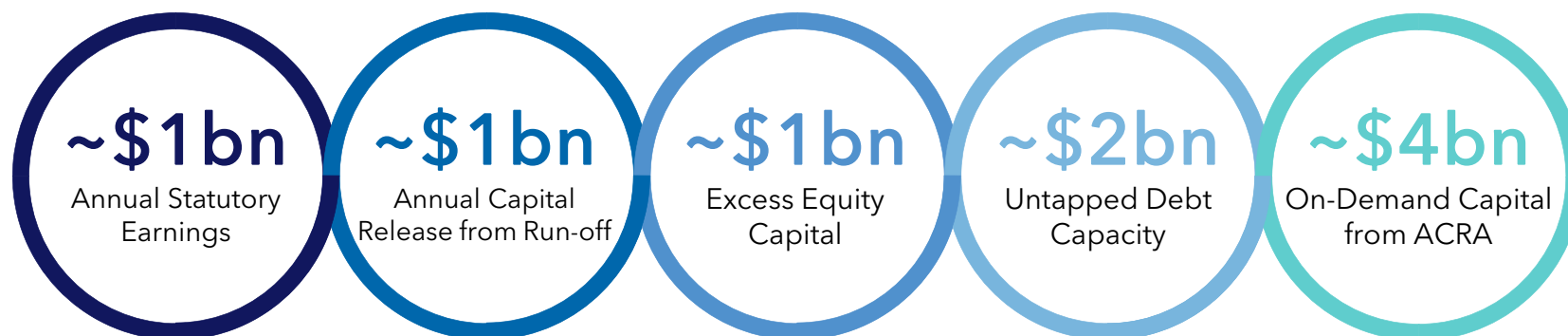
Reduces excess capital drag on the balance sheet

Widens the spectrum of **potential deployment opportunities**

Enhances Athene's earnings power

Well Positioned with Multiple Sources of Capital

Multi-pronged capital sourcing strategy will create significant value for shareholders



Our Objectives

- Focus on the highest return areas of our organic business
- Seek opportunities to deploy capital inorganically at mid-to-high teen returns
- Drive ratings upgrades and maintain an adequate capital buffer
- Continue to opportunistically repurchase our shares at high-teens unlevered returns



Appendix

Non-GAAP Measure Reconciliation

Reconciliation of adjusted book value per share to its corresponding GAAP measure, book value per share

(In millions)	March 31,					December 31,					
	2019	2018	2017	2016	2015	2014	2013	2012	2011	2010	2009
Book value per share	\$ 52.12	\$ 42.45	\$ 46.60	\$ 35.78	\$ 28.84	\$ 32.26	\$ 23.84	\$ 16.61	\$ 10.92	\$ 11.64	\$ 11.62
AOCI	(3.64)	2.42	(7.36)	(1.90)	1.29	(4.59)	(0.60)	(1.95)	(0.05)	(0.11)	(0.13)
Accumulated change in fair value of reinsurance assets	(1.59)	0.39	(0.82)	(0.33)	(0.10)	(0.68)	(0.90)	-	-	-	-
Effect of items convertible to or settled in Class A common shares	0.41	0.33	0.01	(0.70)	-	(0.44)	(0.97)	-	-	-	-
Adjusted book value per share	\$ 47.30	\$ 45.59	\$ 38.43	\$ 32.85	\$ 30.03	\$ 26.55	\$ 21.37	\$ 14.66	\$ 10.87	\$ 11.53	\$ 11.49

