

Beverage Packaging

North and Central America.



19 manufacturing plants.



Product mix

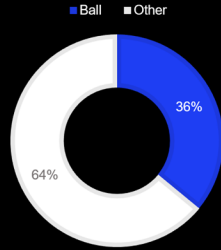
37% specialty
63% standard cans



Category mix

73% CSD & domestic beer
27% Other, craft beer, imported beer

NORTH AMERICA
(INCLUDES CANADA, & MEXICO)
~136 BILLION UNITS



Management estimates as of 12/31/2023. Industry positions do not include competition from other substrates or imports. Represents facilities operating as of 12/31/2023 excluding the recently closed Kent, WA plant.
Ball market position estimates exclude joint ventures and equity investments. Logos may be registered trademarks of their respective owners.

Beverage Packaging

EMEA.



21 manufacturing plants.



Product mix

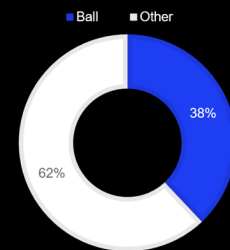
54% specialty
46% standard cans



Category mix

72% CSD/Energy/Other
28% Beer

EMEA
(INCLUDES TURKEY & EGYPT)
~90 BILLION UNITS



Management estimates as of 12/31/2023. Industry positions do not include competition from other substrates or imports. Represents facilities operating as of 12/31/2023.
Ball market position estimates exclude joint ventures and equity investments. Logos may be registered trademarks of their respective owners.

Beverage Packaging

South America.



12 manufacturing plants.



Product mix

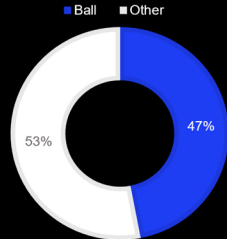
69% specialty
31% standard cans



Category mix

82% Beer
18% CSD/other

SOUTH AMERICA
(INCLUDES, BRAZIL, CHILE,
PARAGUAY,
& ARGENTINA)
~41 BILLION UNITS



Ball Corporation
Investor Day –
June 18, 2024

Management estimates as of 12/31/2023. Industry positions do not include competition from other substrates or imports. Represents facilities operating as of 12/31/2023.
Ball market position estimates exclude joint ventures and equity investments. Logos may be registered trademarks of their respective owners.

Aluminum aerosol packaging.



6 manufacturing plants.
2 slug manufacturing plants.



Product mix

Beauty and Personal Care represents 80%+ of aluminum aerosol volume.



Aluminum aerosol global industry estimated to be ~7 billion units.

Ball ● Other ○



Europe
Aluminum Aerosol
~4 Billion Units*



North America
Aluminum Aerosol
~1.5 Billion Units*



North America
Aluminum Slugs
~55K Metric tons*



Brazil
Aluminum Aerosol
~0.9 Billion Units*



India & Middle East
Aluminum Aerosol
~0.7 Billion Units*



*2024 estimates from Aerosol Associations. Industry figures do not include competition from other substrates or imports. Logos may be registered trademarks of their respective owners.

LOCATIONS WORLDWIDE

WWW.BALL.COM

