



FINANCE *of* **AMERICA**
COMPANIES®

Earnings Presentation | Q3 2022

November 2022

Disclaimer

Forward-Looking Statements

This presentation includes “forward-looking statements” within the meaning of the “safe harbor” provisions of the U.S. Private Securities Litigation Reform Act of 1995. Forward-looking statements are not historical facts or statements of current conditions, but instead represent only management’s beliefs regarding future events, many of which, by their nature, are inherently uncertain and outside of the Company’s control. It is possible that our actual results, financial condition and liquidity may differ, possibly materially, from the anticipated results, financial condition and liquidity in these forward-looking statements. The Company’s actual results may differ from its expectations, estimates, and projections and, consequently, you should not rely on these forward-looking statements as predictions of future events. Words such as “expect,” “estimate,” “project,” “budget,” “forecast,” “anticipate,” “intend,” “plan,” “may,” “will,” “could,” “should,” “believes,” “predicts,” “potential,” “continue,” and similar expressions (or the negative versions of such words or expressions) are intended to identify such forward-looking statements. You can also identify forward-looking statements by discussions of Company’s expectations for 2023 financial performance, including targeted adjusted diluted earnings per share across its Specialty Finance & Services businesses. The Company cautions readers not to place undue reliance upon any forward-looking statements, which are current only as of the date of this presentation. Results for any specified quarter are not necessarily indicative of the results that may be expected for the full year or any future period. The Company does not undertake or accept any obligation or undertaking to release publicly any updates or revisions to any forward-looking statements to reflect any change in its expectations or any change in events, conditions, or circumstances on which any such statement is based, except as required by law. All subsequent written and oral forward-looking statements concerning the Company or other matters and attributable to the Company or any person acting on its behalf are expressly qualified in their entirety by the cautionary statements above. Readers are cautioned not to place undue reliance upon any forward-looking statements, which speak only as of the date made. A number of important factors exist that could cause future results to differ materially from historical performance and these forward-looking statements. Factors that might cause such a difference include, but are not limited to: the possibility that the Company may be adversely affected by other economic, business, and/or competitive factors in our business markets and worldwide financial markets; our ability to obtain sufficient capital and liquidity to meet the financing and operational requirements of our business; our ability to comply with our debt agreements and pay down our substantial debt; our Resource Optimization Plan and its expected benefits, anticipated cost savings, financial and accounting impact, and timing; our ability to manage disruptions in the secondary home loan market, including the mortgage-backed securities market; our ability to finance and recover costs of our reverse servicing operations; our ability to manage changes in our licensing status, business relationships, or servicing guidelines with Fannie Mae, Freddie Mac and Ginnie Mae or other governmental entities; economic, finance and public health disruptions caused by the COVID-19 pandemic and its unique challenges to our business, which could adversely impact our ability to originate and service mortgages, manage our portfolio of assets and provide lender services, and could also adversely impact our counterparties, liquidity and employees; our ability to respond to significant changes in prevailing interest rates; our geographic market concentration if the economic conditions in our current markets should decline or as a result of natural disasters; our use of estimates in measuring or determining the fair value of the majority of our assets and liabilities, which may require us to write down the value of these assets or write up the value of these liabilities if they prove to be incorrect; the engagement of our Lender Services business by our loan originator businesses may give appearance of a conflict of interest; third party customers of our Lender Services businesses and concerns regarding conflicts of interest within our Lender Services Businesses, due to their affiliation with the Company; our Lender Services business has operations in the Philippines that could be adversely affected by changes in political or economic stability or by government policies; our ability to operate in heavily regulated industries, including our mortgage loan origination and servicing activities (including lender services), which expose us to risks of noncompliance with an increasing and inconsistent body of complex laws and regulations at the U.S. federal, state and local levels; our ability to manage various legal proceedings, federal or state governmental examinations and enforcement investigations we are subject to from time to time, which may be highly complex and slow to develop, and results are difficult to predict or estimate; our ability to prevent cyber intrusions and mitigate cyber risks; our ability to compete with national banks, which are not subject to state licensing and operational requirements; our holding company status and dependency on distributions from Finance of America Equity Capital LLC; and our “controlled company” status under New York Stock Exchange rules, which exempts us from certain corporate governance requirements and affords stockholders fewer protections; our substantial number of shares of Class A common stock issuable upon conversion of Finance of America Equity Capital LLC Units, which may dilute your investment, and the sale of which could cause significant downward pricing pressure on our stock; our brief common stock trading history has been characterized by low trading volume, which may result in an inability to sell your shares at a desired price, if at all.

All of these factors are difficult to predict, contain uncertainties that may materially affect actual results and may be beyond our control. New factors emerge from time to time, and it is not possible for our management to predict all such factors or to assess the effect of each such new factor on our business. Although we believe that the assumptions underlying the forward-looking statements contained herein are reasonable, any of the assumptions could be inaccurate, and any of these statements included herein may prove to be inaccurate. Given the significant uncertainties inherent in the forward-looking statements included herein, the inclusion of such information should not be regarded as a representation by us or any other person that the results or conditions described in such statements, or our objectives and plans will be achieved. Please refer to Risk Factors included in our Annual Report on Form 10-K for the year ended December 31, 2021, originally filed with the Securities and Exchange Commission (the “SEC”) on March 15, 2022, for further information on these and other risk factors affecting us, as such factors may be amended and updated from time to time in the Company’s subsequent periodic filings with the SEC, which are accessible on the SEC’s website at www.sec.gov.

Statement Regarding Non-GAAP Financial Measures

This presentation also contains non-GAAP financial information. Management uses this information in its internal analysis of results and believes that this information may be useful to investors in assessing Finance of America’s operating performance. Such non-GAAP financial information, including Finance of America’s definitions and methods of calculation, are not necessarily comparable to similarly titled measures of other companies. Reconciliations of these non-GAAP financial measures to their most directly comparable GAAP measures are set forth on slide 10. Certain non-GAAP financial measures presented herein exclude items that are significant in understanding and assessing Finance of America’s financial results or position. Therefore, these measures should not be considered in isolation or as an alternative to net income, cash flows from operations or other measures of profitability, liquidity or performance under GAAP.

A reconciliation of our forward-looking Adjusted Net Income and Adjusted Net Income Margin outlook to net income and net income margin cannot be provided without unreasonable effort because of the inherent difficulty of accurately forecasting the occurrence and financial impact of the various adjusted items necessary for such reconciliation that have not yet occurred, are out of our control, or cannot be reasonably predicted. For the same reasons, the company is unable to assess the probable significance of the unavailable information, which could have a material impact on its future GAAP financial results.



Q3 2022 Highlights

Focus on SF&S

- In October 2022, FOA announced that it will exit the Mortgage Originations segment (other than Home Improvement) to optimize resources and prioritize investment in SF&S

Sustained levels of profitability

- Reverse Originations generated Pre-tax Income of \$34 million for the quarter and \$138 million year-to-date
- Total SF&S Adjusted Net Income⁽¹⁾ of \$7 million for the quarter and \$53 million year-to-date, in-line with previous guidance

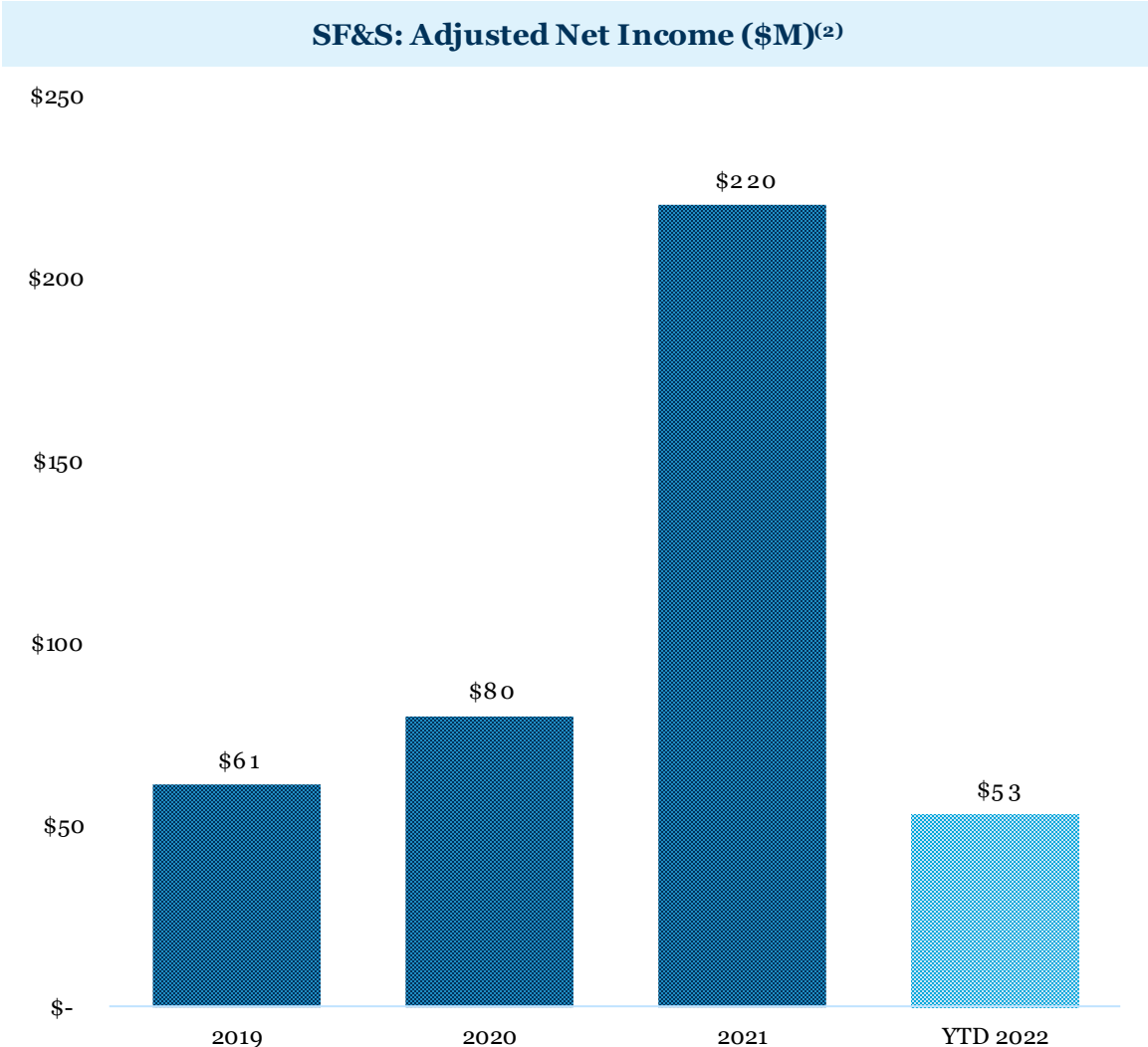
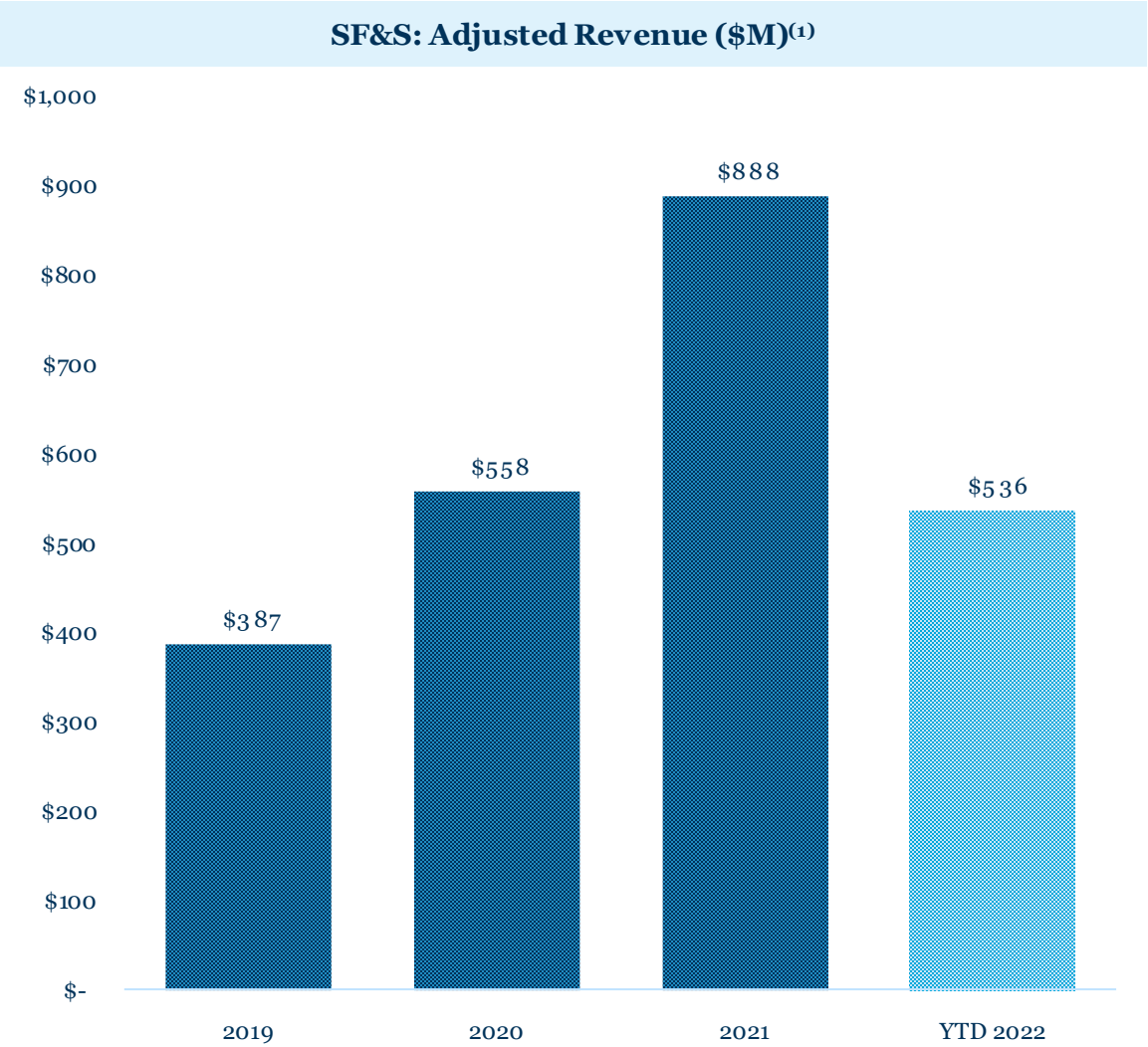
Looking forward

- We estimate 2023 Adjusted Diluted Earnings per share of between \$0.45 - \$0.55, excluding any discontinued operations

⁽¹⁾Please refer to the reconciliation of Pre-tax income (loss) to Non-GAAP financial measures on slide 8.



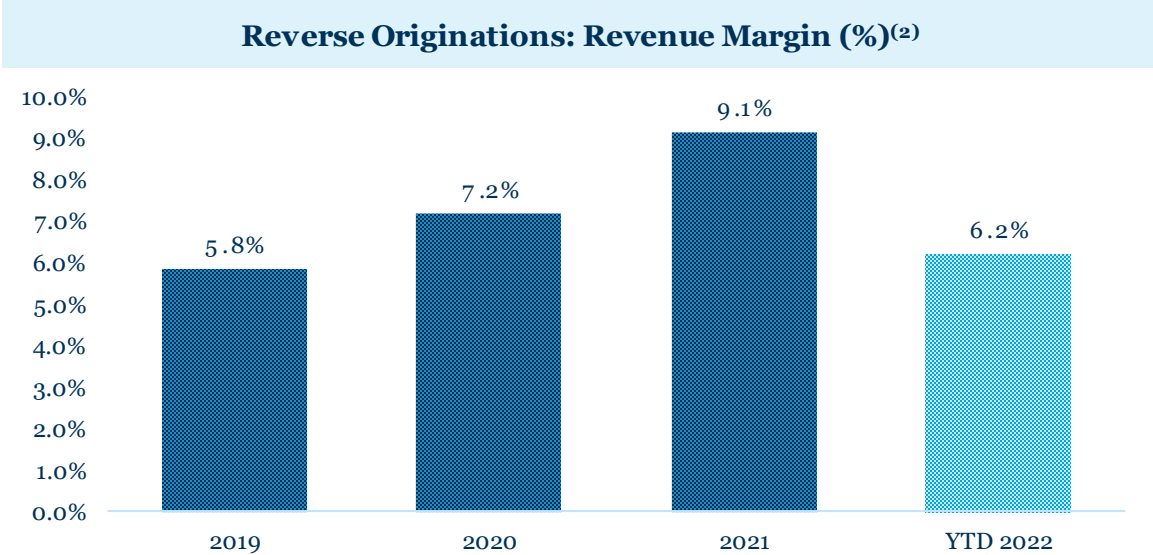
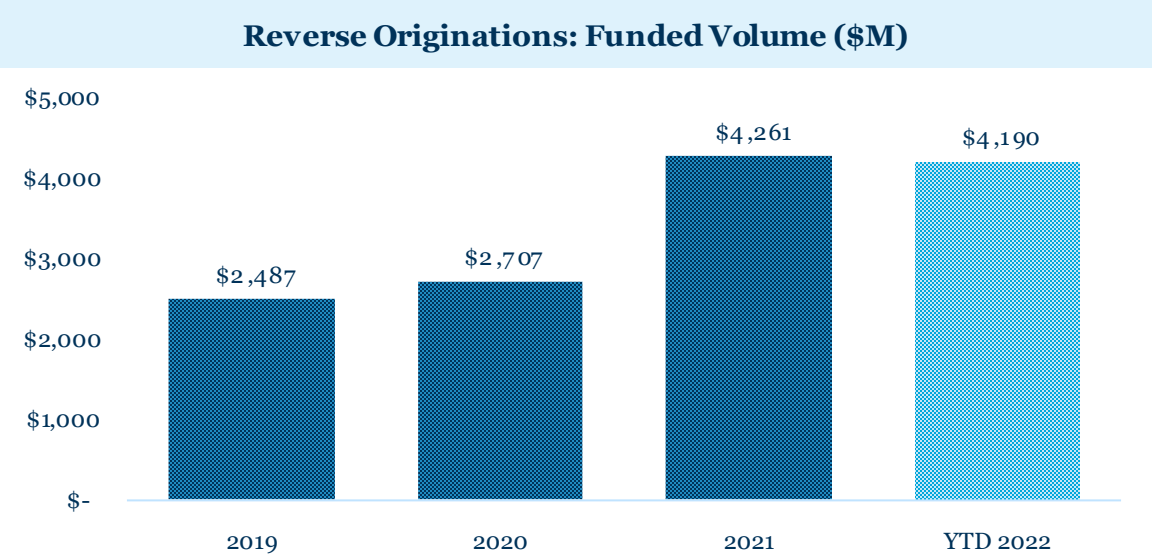
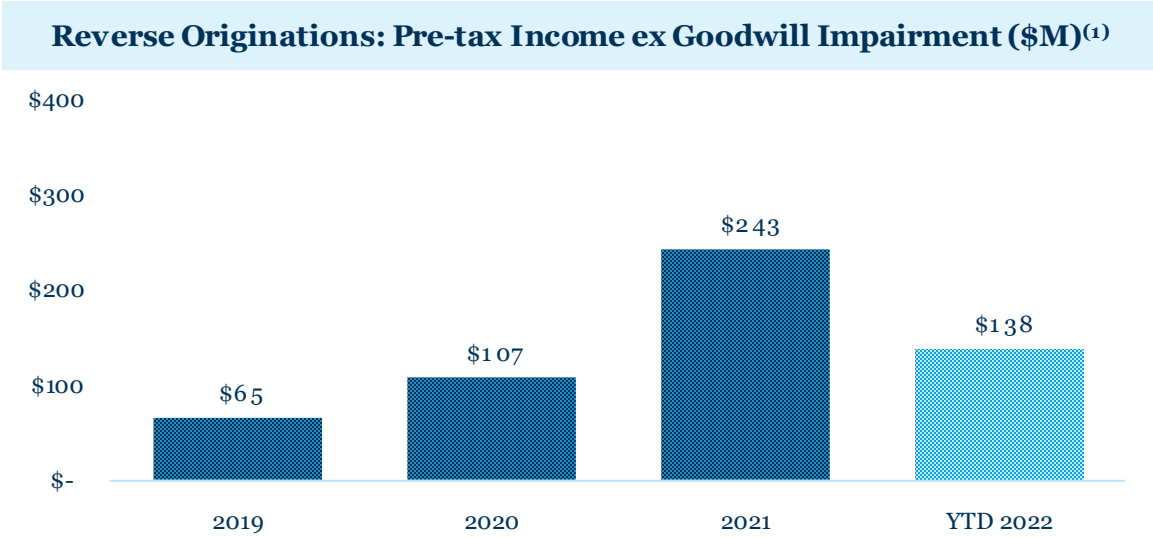
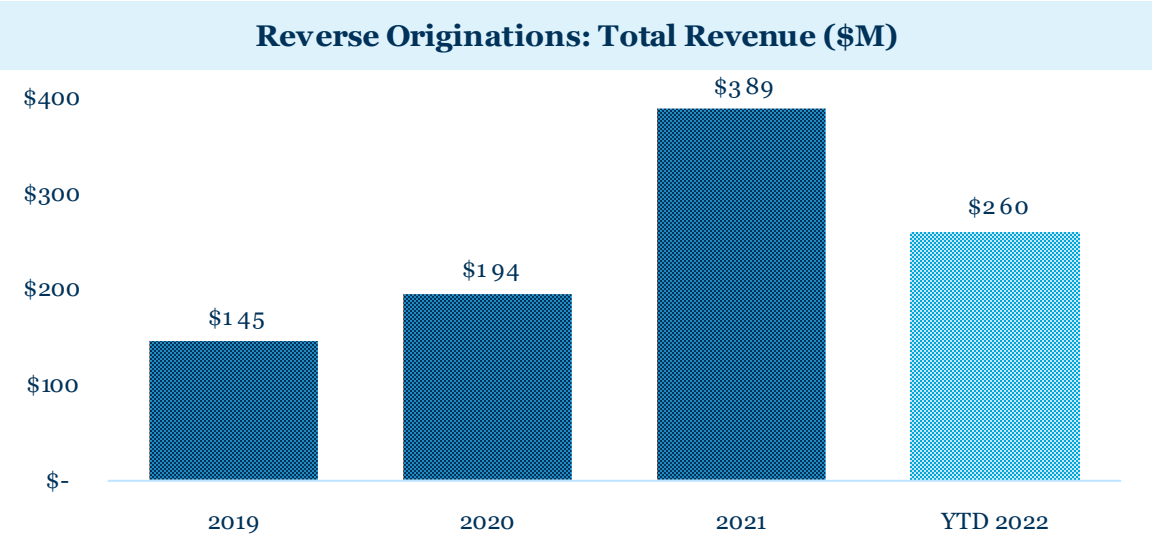
Our SF&S businesses are consistently profitable



⁽¹⁾ Calculated for each period as Total Revenue excluding Other Fair Value Changes on Loans and Securities Held for Investment of \$20M, \$50M, \$111M and \$356M for 2019 through YTD 2022, respectively.

⁽²⁾ Please refer to the reconciliation of Net income (loss) (GAAP) to Adjusted net income (Non-GAAP financial measures) on Slide 8.

Our Reverse Originations business is the backbone of our SF&S platform

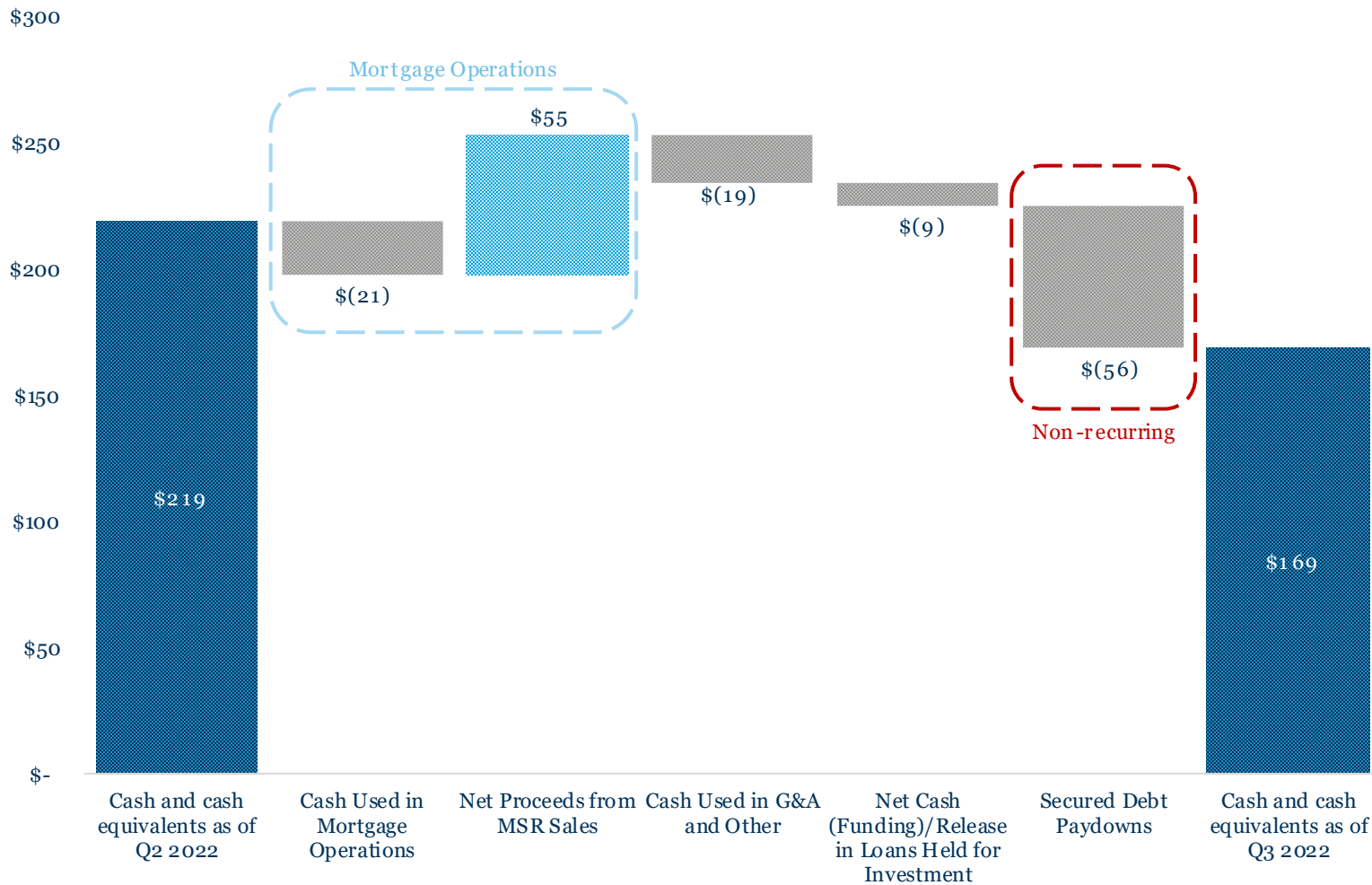


⁽¹⁾The exclusion for goodwill and intangibles impairment applies only to the year 2021. With respect to Reverse Originations, the impairment for goodwill and intangibles in 2021 was \$408 million.

⁽²⁾Cal culated for each period as Total Revenue divided by Funded Volume

Cash usage in the quarter is primarily attributable to deleveraging

Change in Cash⁽¹⁾ from Q2 2022 to Q3 2022 (\$M)



- In the quarter, FOA paid down \$56 million in secured lines of credit excluding Forward MSR leverage
- Loans Held for Investment grew during the quarter, resulting in cash invested, net of warehouse and unsecured funding, totaling \$9 million
- Anticipated securitizations in Q4 (November and December) will release accumulated cash in Loans Held for Investment and generate cash gains

⁽¹⁾ Based on Management Reports; Not in accordance with GAAP

SUPPORTING MATERIALS



Non-GAAP Reconciliation for Specialty Finance & Services

All values in \$ Millions	2019	2020	2021	YTD 2022
Pre-tax income (loss)	\$58	\$40	\$(517)	\$(324)
Adjustments for:				
Changes in fair value ⁽¹⁾	17	52	108	323
Amortization and impairment of goodwill and intangible assets ⁽²⁾	3	3	642	45
Share-based compensation ⁽³⁾	3	-	25	17
Certain non-recurring costs ⁽⁴⁾	2	12	43	12
Adjusted net income before taxes	83	107	301	73
Provision for income taxes ⁽⁵⁾	(22)	(27)	(81)	(20)
Adjusted Net Income	\$61	\$80	\$220	\$53
Weighted average diluted share count	191,200,000	191,200,000	190,745,873	187,877,936
Adjusted Diluted EPS	0.32	0.42	1.15	0.28 thru Q3 2022

⁽¹⁾ Changes in fair value include changes in fair value of loans and securities held for investment, deferred purchase price obligations, warrant liability, and minority investments.

⁽²⁾ Successor period amortization includes amortization of intangibles recognized from the business combination with Replay.

⁽³⁾ Funded 85% by the non-controlling shareholders.

⁽⁴⁾ Certain non-recurring costs relate to various one-time expenses and adjustments that management believes should be excluded as these do not relate to a recurring part of the core business operations. These items include certain one-time charges including amounts recognized for settlement of legal and regulatory matters, acquisition related expenses and other one-time charges.

⁽⁵⁾ We applied an effective combined corporate tax rate to adjusted consolidated pre-tax income (loss) for the respective period to determine the tax effect of adjusted consolidated net income (loss).

Numbers may not sum perfectly due to rounding.

