

Aethlon Medical, Inc.

Nasdaq: AEMD

Aegis Growth Conference

September 22, 2016

Jim Joyce
Chairman, CEO



FORWARD LOOKING STATEMENTS

The following presentation may contain predictions, estimates, and other forward looking statements that involve risks and uncertainties, including whether and when our products are successfully developed and introduced; market acceptance of the Aethlon ADAPT™ and ELLSA™ platform technologies, the Hemopurifier® and other product offerings; regulatory delays, manufacturing delays, and other risks detailed in our SEC filings, which are accessible at www.sec.gov or on our website: www.AethlonMedical.com



IMMUNOTHERAPEUTIC SOLUTIONS TO COMBAT INFECTIOUS DISEASE & CANCER

SAVE LIVES BY ADDRESSING SIGNIFICANT PROBLEMS
IN HEALTHCARE



PROBLEM #1

DISEASE-SPECIFIC DRUGS AND VACCINES ARE UNABLE TO ADDRESS THE BREADTH OF VIRUSES THAT ARE INFECTIOUS TO MAN

FACTORS UNDERLYING THIS PROBLEM

- Too Many Threats
 - *Vast majority of 300+ viruses are not addressed*
 - *Just one of 13 “category A” viruses addressed*
 - *Not enough drug & vaccine candidates*
- Disease-Specific Drugs or Vaccines Can’t Be Developed
 - *In advance of a newly emerging pandemic virus*
 - *Prior to the release of man-made agent of bioterror*
- Inability to Demonstrate Treatment Efficacy
 - *Controlled human studies against virulent viruses not permissible*
 - *Reliance on animal models*
 - *Often don’t exist or equate to efficacy in humans*

OUR SOLUTION

The Aethlon Hemopurifier®



A Broad-Spectrum Virus Treatment Countermeasure

About The Hemopurifier®

- Affinity Capture of Circulating Infectious Viruses
 - Fulfills the U.S. HHS objective of a broad-spectrum platform countermeasure to address pathogen threats
- Subject of an active FDA IDE approved study
 - Being conducted at DaVita Med Center in Houston
- Target label indication: *“The single-use removal of viral pathogens from blood”*



DEPLOYED WITHIN THE GLOBAL INFRASTRUCTURE OF DIALYSIS & CRRT MACHINES

The Hemopurifier® Against a Life-Threatening
Virus Not Addressed with a Antiviral Drug or Vaccine?

The Treatment of Ebola Virus

Frankfurt University Hospital



Special approval from The Federal Institute for Drugs and Medical Devices (BfArM)



Hemopurifier® therapy administration to a comatose Ebola patient with multiple-organ failure



Dr. Stefan Büttner
Holding Hemopurifier®
After Ebola Treatment

Ebola Treatment Data

Presented By Dr. Helmut Geiger

American Society of Nephrology Annual Meeting

- 6.5 hour Hemopurifier[®] therapy administration
- Pre-treatment viral load: 400,000 copies/ml
- Post-treatment viral load: 1,000 copies/ml
- Patient recovered and returned home

Extracorporeal Virus Elimination for the Treatment of Severe Ebola Virus Disease – First Experience with Lectin Affinity Plasmapheresis

- Stefan Büttner^a Benjamin Koch^a Olga Dolnik^b Markus Eickmann^b Tilo Freiwald^a Sarah Rudolf^a Jürgen Engel^a Stephan Becker^b Claudio Ronco^c Helmut Geiger^a
- ^a Medical Clinic III, Department of Nephrology, University Hospital Frankfurt, Frankfurt am Main, and ^b Institute of Virology, Philipps University Marburg, Marburg, Germany; ^c Department of Nephrology, Dialysis and Transplantation, International Renal Research Institute of Vicenza (IRRIV), San Bortolo Hospital, Vicenza, Italy
- Published: Journal of Blood Purification

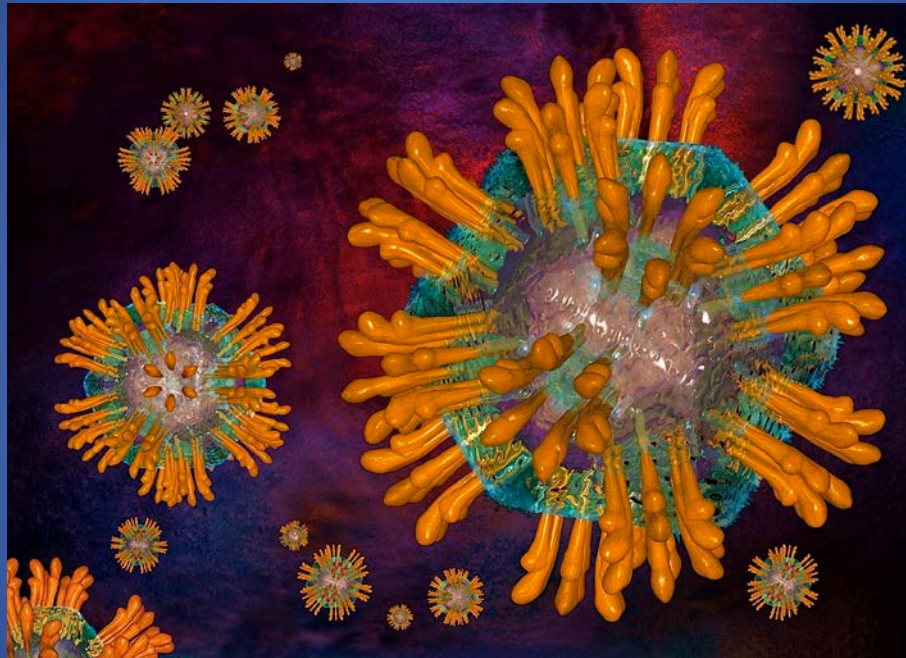
TIME

“Top 25 Best Inventions”

“11 Most Remarkable Advances in Healthcare”

The Hemopurifier[®] as an Adjunct to Improve Drug Therapy?

Hepatitis C Virus (HCV)



HCV Treatment Summary

- Successfully combined with interferon-based cure strategy
- Up to 300 billion HCV copies captured during single six-hour treatments
- Undetectable HCV reported as early as day-7 after first Hemopurifier[®] administration

Broad-Spectrum *In Vitro* Capture Validations

- Viruses

- Hepatitis C, HIV, Ebola, H1N1 Swine Flu, H5N1 Bird Flu, 1918 Spanish Flu (reconstructed), Monkey Pox, West Nile, Chikungunya, Dengue and ZIKA virus

- Viral Toxins

- Ebola glycoprotein (gp), HIV gp120, HIV NEF-exosomes

- Studies Currently Being Conducted

- MERS Virus, Marburg and additional ZIKA data

PROBLEM #2

CANCER PROGRESSION IS PROMOTED BY TUMOR-DERIVED EXOSOMES, WHICH ARE NOT ADDRESSED WITH DRUG THERAPIES

FACTORS UNDERLYING THIS PROBLEM

- The seeds of cancer metastasis
 - Metastasis contributes to 90% of cancer deaths
- Tumor-derived exosomes promote:
 - Immune suppression and evasion
 - Angiogenesis
 - Resistance to chemotherapeutic agents
 - Resistance to immuno-oncology drugs
 - Express HER2, CD20, PDL-1 and other markers to decoy drugs
- Tumor-derived exosome levels = stage of cancer

OUR SOLUTION

The Aethlon Hemopurifier®



The Capture of Circulating Tumor-Derived Exosomes

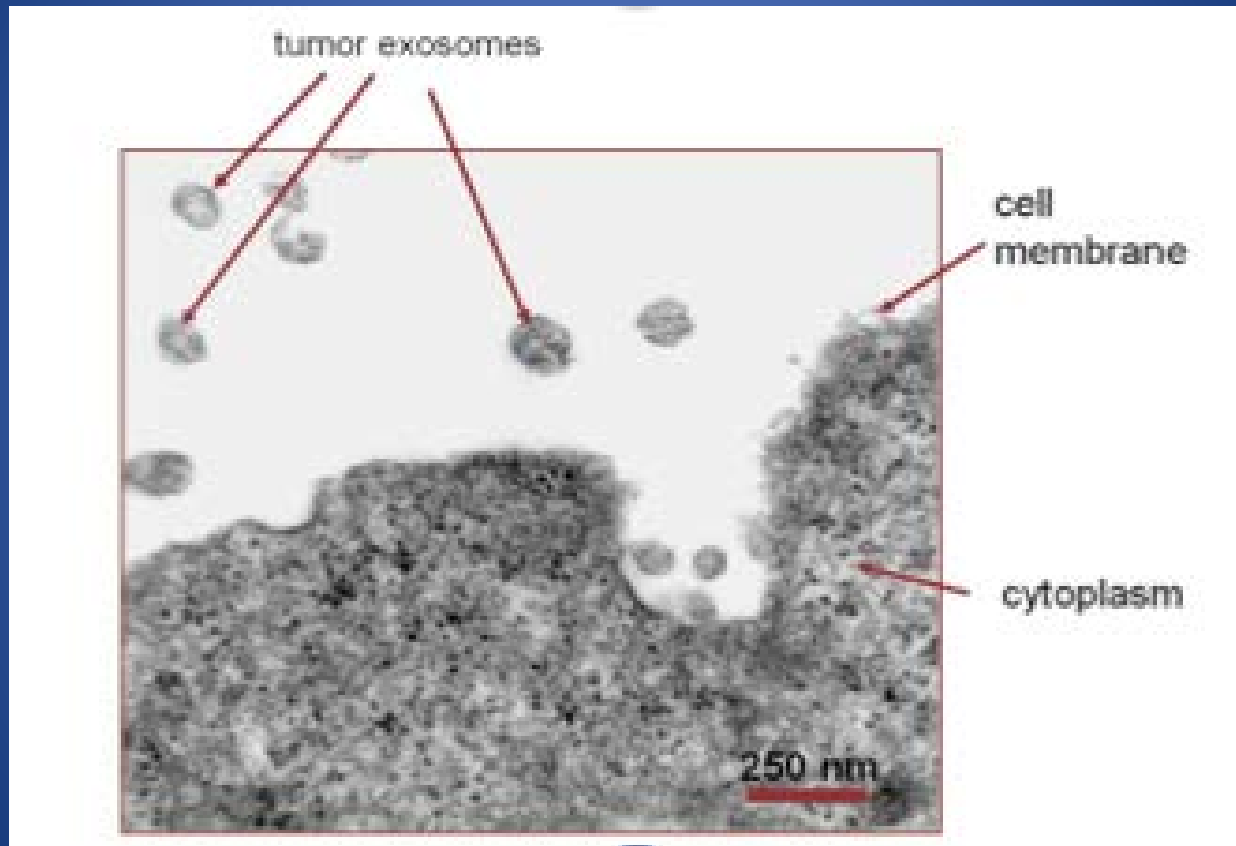


CANCER

Initiated our exosome research a decade ago

Considered cellular debris with no biological function at the time

Tumor-Derived Exosomes



The Hemopurifier[®] provides an adjunct strategy to optimize emerging immuno-oncology drugs or improve the benefit of chemotherapeutic regimens

Tumor-Derived Exosome Study

- Entitled: *“Plasma Exosome Concentration in Cancer Patients Undergoing Treatment”*
 - University of California, Irvine
 - Principal Investigator – Dr. Edward Nelson
- Up to five subjects underlying nine tumor types (N=45)
 - Breast, Colorectal, Gastric & Gastroesophageal, Pancreatic, Cholangiocarcinoma, Lung (NSCLC), Head & Neck (SCC), Melanoma and Ovarian
 - Study will contribute data to assist in choosing Hemopurifier® treatment indication
 - 10 subjects consented to date

PROBLEM #3

NO BIOMARKER TO DIAGNOSE CHRONIC TRAUMATIC
ENCEPHALOPATHY (CTE) IN LIVING INDIVIDUALS

FACTORS UNDERLYING THIS PROBLEM


- CTE is a recently defined neurological disorder
 - Promotes dementia and memory loss
 - Caused by repetitive sub-concussive blows to the head
 - Definitively diagnosed through post-mortem autopsy
 - Identified in 91 of 95 former NFL players

OUR SOLUTION



Discovery of TauSome™

A Candidate Biomarker to Diagnose CTE in the Living





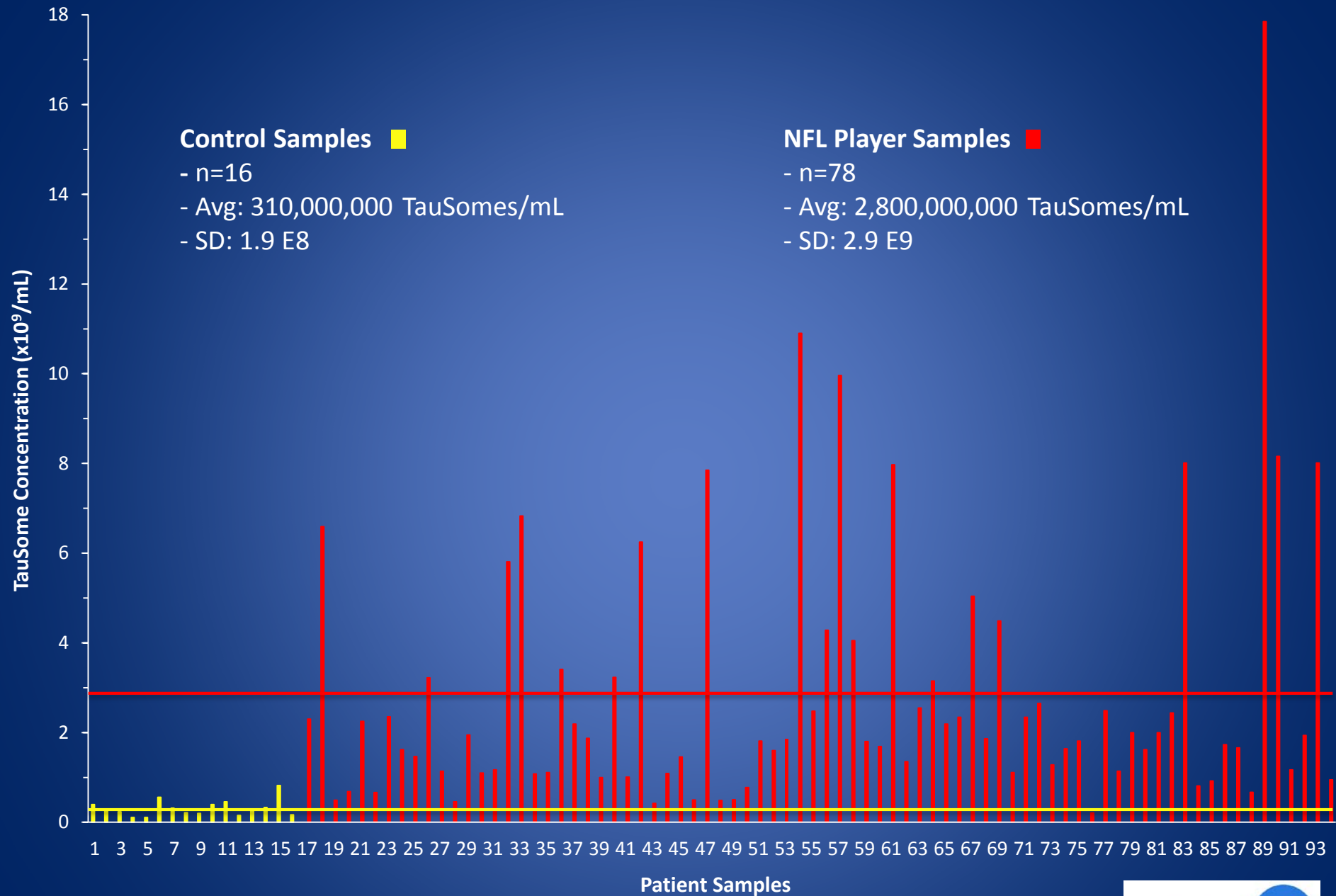
- TauSome testing was conducted in the DETECT study
 - In collaboration with the Boston University CTE Center
 - Principal Investigator: Robert Stern Ph.D.
 - 78 former NFL players (high risk CTE group)
 - 16 athlete controls (low risk CTE group)

Preliminary Study of Plasma Exosomal Tau as a Potential Biomarker for Chronic Traumatic Encephalopathy

Stern, Tripodis, Baugh, Fritts, Martin, Chaisson, Cantu, Joyce, Shah, Ikezu, Zhang, Gercel-Taylor, & Taylor

J Alzheimer's Disease, 2016

- Findings suggest that TauSome plasma levels may be an accurate, noninvasive CTE biomarker
 - TauSome levels significantly higher in the NFL group
 - TauSome levels correlated with cognitive decline



*Horizontal lines represent average TauSome concentration for each group.



- TauSome™ Next Steps
 - Validate that TauSomes are brain-derived
 - Study underway with BU CTE team
 - Follow-on TauSome testing to begin in new (up to a 17-sites) CTE study funded by a \$16 million NIH grant

Other Activities

- Filed cerebral spinal fluid processing patent
 - Candidate platform to treat neurological and central nervous system disorders.
- Leveraging our exosome biology IP to establish new collaborations
- Preparing to deliver two DARPA contract milestones
 - Expected to generate approximately \$400k in revenue
- Preparing three government contract submissions

IMMUNOTHERAPEUTIC SOLUTIONS TO COMBAT INFECTIOUS DISEASE & CANCER

SAVE LIVES BY ADDRESSING SIGNIFICANT PROBLEMS
IN HEALTHCARE



Solutions to Significant Problems in Healthcare

- Infectious Disease
 - Broad-spectrum countermeasure solution to treat life-threatening viruses not addressed with drugs or vaccines
- Cancer
 - First candidate to address tumor-derived exosomes that promote cancer progression and resistance to drug therapies
- Exosome Sciences Subsidiary
 - Discovery of TauSome™ biomarker candidate to diagnose CTE in the living

Acknowledgement and Thanks

- Team Aethlon
- Battelle Memorial Research Institute
- Boston University CTE Center
- DaVita Med Center Dialysis
- Defense Advanced Research Projects Agency (DARPA)
- Frankfurt University Hospital
- Medanta Medicity, Fortis and Apollo Hospitals
- National Institute of Virology (NIV) Pune, India
- Philipps University Marburg
- U.S. Army Medical Research Institute for Infectious Diseases (USAMRIID)
- U.S. Centers for Disease Control (CDC)

CONTACT:

Aethlon Medical, Inc

9635 Granite Ridge Drive

Suite 100

San Diego, California 92123

Jim Joyce

Chairman & CEO

jj@aethlonmedical.com

858.459.7800 x301

